

SAWEC: Sensing-Assisted Wireless Edge Computing

Khandaker Foysal Haque[†], Francesca Meneghello^{*}, Md. Ebtidaul Karim[†], and Francesco Restuccia[†]

[†]Institute for the Wireless Internet of Things, Northeastern University, United States

^{*}Department of Information Engineering, University of Padova, Italy

ABSTRACT

Emerging mobile virtual reality (VR) systems will require to continuously perform complex computer vision tasks on ultra-high-resolution video frames through the execution of deep neural networks (DNNs)-based algorithms. Since state-of-the-art DNNs require computational power that is excessive for mobile devices, techniques based on wireless edge computing (WEC) have been recently proposed. However, existing WEC methods require the transmission and processing of a high amount of video data which may ultimately saturate the wireless link. In this paper, we propose a novel *Sensing-Assisted Wireless Edge Computing* (SAWEC) paradigm to address this issue. SAWEC leverages knowledge about the physical environment to reduce the end-to-end latency and overall computational burden by transmitting to the edge server only the relevant data for the delivery of the service. Our intuition is that the transmission of the portion of the video frames where there are no changes with respect to previous frames can be avoided. Specifically, we leverage wireless sensing techniques to estimate the location of objects in the environment and obtain insights about the environment dynamics. Hence, only the part of the frames where any environmental change is detected is transmitted and processed. We evaluated SAWEC by using a 10K 360° camera with a Wi-Fi 6 sensing system operating at 160 MHz and performing localization and tracking. We considered instance segmentation and object detection as benchmarking tasks for performance evaluation. We carried out experiments in an anechoic chamber and an entrance hall with two human subjects in six different setups. Experimental results show that SAWEC reduces both the channel occupation and end-to-end latency by more than 90% while improving the instance segmentation and object detection performance with respect to state-of-the-art WEC approaches. For reproducibility purposes, we pledge to share our dataset and code repository.

1 INTRODUCTION

Emerging technologies based on mobile virtual reality (VR), such as the Metaverse, will provide new entertainment applications [1, 15], providing ultra-realistic online learning experiences [13], and transforming healthcare through remote surgery opportunities [32].

A key issue currently stymieing the Metaverse is that commercial VR headsets do not deliver adequate performance to the end user. Experts believe that 360° video frames should have at least 120 Hz frame rate with 8K resolution to avoid pixelation and motion sickness [2, 14, 25]. However, current wireless VR headsets on the market provide up to 4K resolution, with only a limited few achieving a frame rate within the range of 100-120 Hz [26, 31].

To further complicate matters, VR systems need to continuously execute deep neural networks (DNNs) to perform object detection [36] and semantic segmentation [21] to include physical expressions into digital avatars [28]. Existing mobile VR headsets do not have enough computational resources to execute complex DNN tasks

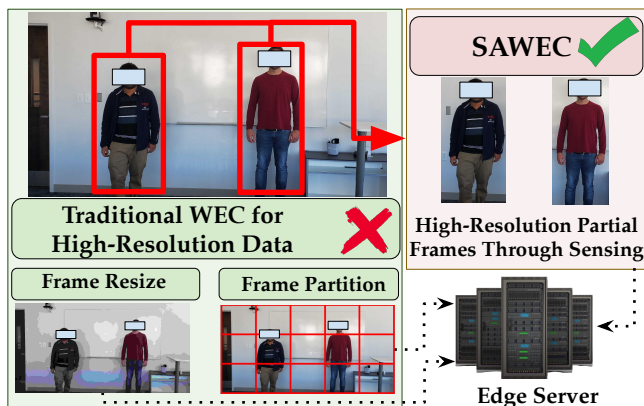


Figure 1: SAWEC vs traditional edge computing approaches.

like object detection and segmentation on 8K frames [25]. Thus, they either excessively decrease battery lifetime [29] or degrade the performance to unacceptable levels [19]. While mobile DNNs such as MobileNet [23] and MnasNet [27] can decrease the computation requirements, they lose in accuracy – up to 6.4% – compared to large DNNs such as ResNet-152 [5]. While wireless edge computing (WEC) can address the issue, continuously offloading DNN tasks requires transmission data rates that far exceed what existing wireless technologies can offer today. Indeed, sending frames at 120 Hz with 8K resolution would require about 40 Gbps of data rate for each AR/VR device, while today, Wi-Fi supports a maximum of 1.2 Gbps network-wide [7, 18].

Another key issue is that existing DNNs are not trained on 8K images – for example, object detection and segmentation models like YOLOv8 [11] and SAM [12] are often benchmarked with COCO dataset [17] and SA-1B V1.0 dataset [12] which are respectively of size 640×640 and 1500×2250. While compressing and/or downsizing the frames would reduce the data rate requirement, *we show through experiments in Section 2 that downsizing by a factor smaller than 0.5 or employing a compression ratio of less than 0.125 would respectively reduce the system performance by 80% and 60%*. While partitioning the 8K frames into multiple smaller tiles can be another option, the region of interest might fall into multiple tiles causing performance degradation. *We show in Section 6.2 that partitioning causes up to 46.05% of performance loss.*

To address the above challenges, we propose *Sensing-Assisted Wireless Edge Computing* (SAWEC). As depicted in Figure 1, SAWEC offloads to the edge server only the relevant portions of the frames – thus decreasing data rate requirements with respect to traditional edge computing approaches, without losing any image resolution. In stark opposition with existing art that compresses or partitions frames [9, 35, 42], SAWEC leverages wireless sensing to localize and track environmental changes such as the movements of humans or other objects. This way, instead of offloading the whole frame,

SAWEC only offloads the part of the frame where motion is detected, hereafter referred to as region of interest (ROI). Since wireless sensing based localization can operate concurrently with wireless communications, SAWEC does not require any dedicated infrastructure as it leverages the channel frequency response (CFR) computed through the channel estimation procedure which is routinely required by any wireless communication standard such as Wi-Fi (IEEE 802.11). Even though it would be possible to take similar approaches with event-based cameras [6] or software-only-vision [30], the approach in SAWEC is much simpler which also does not need any dedicated additional device.

Summary of Novel Contributions

- We present SAWEC, a novel paradigm that performs wireless edge computing by leveraging wireless sensing integrated with the communication process (Section 3). SAWEC optimizes the edge offloading process by localizing and tracking environmental changes that eventually determine the ROI to offload to the edge server instead of the whole frame. This way, SAWEC optimizes the transmission latency and channel utilization while improving the performance of the offloaded edge computing task;
- A key challenge is that since existing IEEE 802.11ac (Wi-Fi 5)-based Wi-Fi localization systems operate with up to 80 MHz bandwidth, they incur in relatively low range resolution. To have better localization granularity, in Section 4 we present a custom-tailored localization and tracking approach based on density-based spatial clustering of applications with noise (DBSCAN), explained in Section 4.3. In addition, we propose a framework to project the estimated localization information in a 360° video frame for detecting the ROI as explained in Section 4.4;
- We implemented and validated SAWEC through several experiments in multiple propagation environments, i.e., an anechoic chamber and a hall room (Section 5). In each of the environments, we performed an extensive data collection campaign with six different setups involving two human subjects (IRB approval is available upon request). In Section 6, we compare SAWEC with state-of-the-art work YolactACOS [37] and EdgeDuet [42] and demonstrate that SAWEC reduces the channel occupation and end-to-end latency by more than 90% while improving the instance segmentation and object detection mAP_{50-95} performance by up to 45%. We share the whole dataset and code repository for reproducibility and research purposes at <https://github.com/kfoysalhaque/SAWEC>.

2 BACKGROUND AND RELATED WORK

Wireless edge computing (WEC) has gained significant traction over the last few years [8, 33]. Prior work has focused on reducing the end-to-end latency as well as the channel occupation by employing DNN partitioning [16], frame partitioning [42] and full task offloading [40]. While frame downsizing and frame compression approaches [9] can effectively decrease energy consumption and channel usage, they can hardly be applied in VR applications with 8K resolution and higher.

To show this point, we have performed an experiment on facial expression detection with different image downsize ratios ranging from 1 (image resolution 1024×1024) to 1/16 (image resolution 64×64) and image compression ratios ranging from 1 to 1/32. Image downsize refers to reducing the number of pixels used to represent


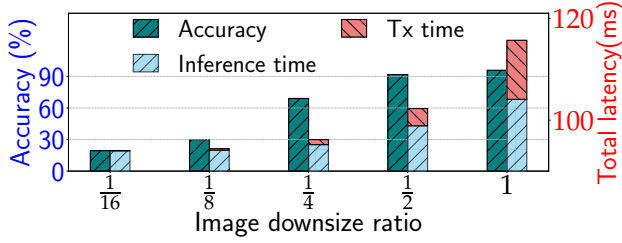


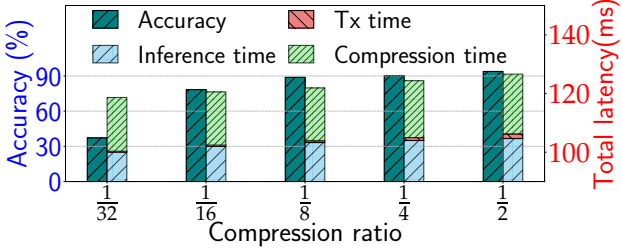
Figure 2: Samples from four different expressions of four subjects for image downsize ratio test.

an image. Whereas fewer pixels mean fewer data to store and offload the image, this process results in loss of details. On the other hand, image compression aims to make the images occupy less storage space without significantly compromising their quality, though some loss of detail is inevitable, especially at higher compression ratios. Specifically, we used JPEG compression in this work. We created a high-resolution facial emotion dataset with 1024×1024-resolution images containing 8000 images from six subjects categorized into six facial emotion classes: *angry*, *disgust*, *happy*, *sad*, *surprise*, and *neutral*. Some examples are depicted in the first row of Figure 2. We implemented an 8-layer convolutional neural network (CNN) structure inspired by VGG-16 [24] for facial expression detection. Hence, we compared the expression detection performance when using as input for the DNN the original images or their down-sized or compressed versions. The comparison has been performed considering the accuracy of the facial expression and the latency of the overall process, accounting for data compression, transmission and inference time.

Figure 3a depicts the performance of facial expression detection with various image downsize ratios i.e., various image resolutions. The results show that the DNN accuracy for facial expression recognition degrades by up to 80% if the images are downsized by a factor smaller than 1/2, starting from an accuracy decrease of more than 20% if downsized by 1/4. On the other hand, transmitting the full image without applying downsampling would be infeasible due to the increase in the latency of the system. *Notice that for more complex tasks such as instance segmentation, there are no available models to execute 10K resolution images directly. This is due to the unavailability of trained models and datasets for training at such a higher resolution and inherent computational complexity. To fit a 10K image, the frames need to be downsized at least by 1/16 times which would surely fail to maintain the performance requirements.* Also, note that VR applications would need much higher resolution frames than 1024×1024 thus further confirming the need for SAWEC [31]. The impact of compression is evaluated in Figure 3b considering compression ratios of 1/2, 1/4, 1/8, and 1/32. For image compression, the latency should account for an additional fixed factor associated with the compression algorithm execution. Being this fixed, the total latency can only be reduced by reducing the



(a) Image downsize ratio.



(b) Image compression ratio.

Figure 3: Performance comparison of expression detection with variations in image downsize and compression ratio.

inference time, i.e., using a more aggressive compression ratio. The results show that to achieve a latency reduction of at least 20% a compression ratio of 1/32 should be applied. However, this leads to a reduction in the accuracy of the DNN expression recognition algorithm by more than 60%.

The objective of SAWEC is to address the challenge of maintaining high accuracy in the edge computing task execution while reducing the total latency of the system. This is achieved by integrating wireless sensing methodologies within the communication and computing system enabling the transmission of small-size but high-resolution images containing the region of interest for the algorithm execution. Some existing work that is complementary to ours has used wireless sensing for vision-oriented approaches in multi-modal [43], cross-modal [41], and transfer learning settings [3]. For example, Xie et al. [39] utilizes a single off-the-shelf time of arrival (ToA) depth camera to generate high-resolution maps in a noisy and dark environment. Here, a deep auto-encoder is used on top of lightweight phase manipulation functions to generate high-resolution maps. Wi-Mesh by Wang et al. [34] proposes a Wi-Fi vision-based 3D human mesh development approach by estimating two dimensional angle of arrival (2D AoA) of Wi-Fi signals. 3D mesh is obtained from two 2D AoA estimated from two different receivers placed at two different locations. This approach integrates the location information of the camera with multiple access point (AP) readings. It assigns weights to different AP readings by analyzing the user’s orientation information obtained from the camera. However, to the best of our knowledge, none of the earlier work has proposed wireless sensing to assist edge offloading.

3 SYSTEM OVERVIEW

SAWEC empowers modern mobile devices featuring 360° cameras with wireless sensing functionalities that identify the ROI inside each captured video frame before transmitting it to the edge. In this

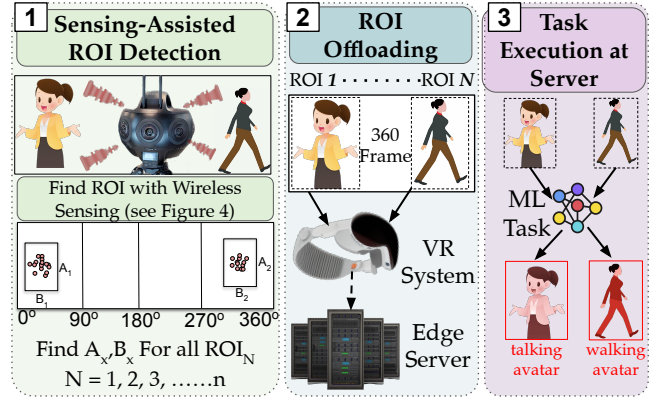


Figure 4: Overview of the SAWEC Framework.

view, the wireless network interface card (NIC) at the camera device serves both for image data offloading to the edge server and for wireless sensing parameter estimates for SAWEC image processing. Specifically, SAWEC consists of three main blocks, as depicted in Figure 4 and summarized below: (1) sensing-assisted ROI detection, (2) ROI offloading, and (3) task execution at the edge server.

(1) Sensing-assisted ROI Detection: The detection of the ROI relevant for the edge computing task execution is based on the context information obtained through wireless sensing. Specifically, we leverage the CFR estimated by the wireless NIC to detect the dynamics in the environment. SAWEC synchronizes channel measurements with the video frames through their timestamps, and obtains an estimate of the locations of the targets in the environment by processing the CFR through multi-path parameter estimation algorithms. The combination of clustering and tracking algorithms allows selecting the ROIs, being the areas where changes were detected. Note that the CFR estimation is performed by leveraging the training field in received data packets. Therefore, the system requires at least another device in the network. Without loss of generality, this can be the AP that provides connectivity to the camera. Hereafter we will consider that two (the minimum) devices are involved and will refer to the *sensing NIC* as the NIC where the CFR estimation is performed and to the *transmitter NIC* as the one transmitting wireless signals for triggering CFR estimation.

(2) ROI Offloading: The ROI offloading block is in charge of selecting the portion of the high-resolution image frame to be offloaded to the edge server based on the context information gained through wireless sensing. By transmitting only the ROIs instead of the entire frame, SAWEC reduces the wireless channel occupation and the transmission latency while guaranteeing high performance for the computing task execution at the edge.

(3) Task Execution at Edge Server: The edge server receives the ROIs from the camera and uses them as input for the DNN task, thus obtaining two main advantages with respect to traditional approaches. First, by executing the DNN on high-resolution ROIs instead of on their compressed and/or reshaped versions, SAWEC reaches higher accuracy than other edge computing task offloading methods in the literature. Moreover, processing the ROIs instead of the whole (bigger) frames reduces both the training and inference time. Combined with the reduced transmission latency mentioned

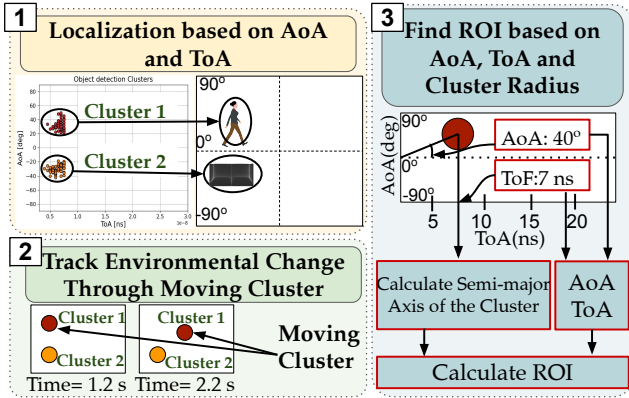


Figure 5: Detection of the Region of Interest (ROI).

above, SAWEC allows reducing the end-to-end transmission and computing time. Notice that, if the detected ROI is too large to directly fit into the DNN architecture, SAWEC reshapes the ROI to the maximum allowed size. However, by using our proposed wireless sensing algorithm the reshaping ratio is about one, indicating minimal information loss for the reshaping process.

4 SENSING-AIDED ROI DETECTION

The CFR-based localization has been implemented by adapting the super-resolution multi-path parameter estimation algorithm MD-Track [38]. For ROIs detection and tracking, we implemented a custom-tailored approach based on density-based spatial clustering of applications with noise (DBSCAN).

4.1 Wi-Fi Channel Model

We consider a $1 \times N$ IEEE 802.11ax (Wi-Fi) multi-antenna system where N is the number of receiving antennas and $n \in \{0, \dots, N-1\}$ indicates the receiving antenna index. Being f_c the main carrier frequency, Δf the orthogonal frequency-division multiplexing (OFDM) sub-channel spacing and $T = 1/\Delta f$ the OFDM symbol time, the CFR for sub-channel $k \in \{-K/2, \dots, K/2 - 1\}$, estimated at receiver antenna n and time t , $H_{k,n}(t)$, is modeled as [4]

$$H_{k,n}(t) = \sum_{p=0}^{P-1} A_p(t) e^{-j2\pi(f_c+k/T)\tau_{p,n}(t)}, \quad (1)$$

where $p \in \{0, \dots, P-1\}$ represents the P multi-path components associated with the wireless signal propagation, each of which is characterized by an attenuation $A_p(t)$ and a ToA $\tau_{p,n}(t)$ (also referred to as propagation delay). Each multi-path component p is associated with a static or moving object in the environment that acts as a reflector, diffractor, or scatterer for the wireless signal propagating from the transmitter to the receiver. The propagation delay $\tau_{p,n}(t)$ is associated with the position $\ell_p(t)$ of the p -th object in the environment and the collecting antenna. Each multi-path component is collected by each antenna in subsequent time instants that depend on the angle of arrival (AoA) $\theta_{rx,p}(t)$. Indicating with $\Delta_{p,n}^{rx}(t)$ the antenna-dependent contribution to the length of the

p -th component, the ToA is obtained as

$$\tau_{p,n}(t) = \frac{\ell_p(t) + \Delta_{p,n}^{rx}(t)}{c}, \quad (2)$$

where c is the speed of light. Considering a linear array with antennas spaced apart by d_{rx} and using the left antenna as the reference, we have $\Delta_{p,n}^{rx}(t) = n \sin(\theta_{rx,p}(t))d_{rx}$, where the AoA $\theta_{rx,p}(t)$ is measured clockwise starting from the direction perpendicular to the antenna array.

4.2 Super Resolution Multi-Path Parameter Estimation

To ease the proper estimation of the AoA, the receiver antennas are usually spaced apart by $d_{rx} = \lambda/2$ where $\lambda = c/f_c$ is the wavelength of the carrier signal. In turn, $2(f_c + k/T)d_{rx}/c \approx 1$ and the contribution of $\Delta_{p,n}^{rx}(t)$ to $H_{k,n}(t)[p]$ can be written as $e^{-j\pi n \sin(\theta_{rx,p}(t))}$. The parameters of the multi-path components in $\tau_{p,n}(t)$, i.e., $\ell_p(t)$, $\theta_{rx,p}(t)$, can be estimated by computing the inverse Fourier transformation of the CFR in Eq. (1) over the subcarrier k and receiver antenna n dimensions, respectively. However, the resolution of the Fourier transform approach is constrained by the CFR diversity in the frequency and spatial domains. Super-resolution algorithms can be used to deal with these limitations and obtain more precise AoA and ToA estimates by leveraging the sparse nature of the wireless channel [20]. The intuition behind super-resolution algorithms is that in case two paths cannot be separated considering one of the parameters, they may be separable in the other dimension. For example, in the case of two paths closely spaced in time, they may be characterized by different AoAs and, in turn, can be identified as two separate contributions. Hence, the resolution can be improved by jointly estimating all the parameters of each multi-path component. In this work, we use the iterative mD-Track algorithm for this purpose [38]. Note that we focus on the identification of the AoA and ToA (2-dimensional mD-Track) as they are sufficient for providing enough side information for ROI detection.

4.3 AoA and ToA Clustering and Tracking

To improve the accuracy of the local pre-processing (frame windowing) before frame transmission, SAWEC uses a number of channel estimates for each frame. Specifically, being V the video frame collection rate, measured in frames per second (FPS), and C the frequency (in Hz) of CFR collection (and, in turn AoA and ToA estimation), SAWEC set $C \geq V$ such that the localization for each frame is performed using $C/V \geq 1$ CFR samples. For example, considering a system with CFR estimation frequency of 200 Hz, and video frame rate of 25 FPS, the AoA and ToA estimation for each frame is performed leveraging $200/25 = 8$ CFR samples. The localization proceeds as summarized in Figure 5. At first, the AoA and ToA are estimated for each of the C/V CFR samples related to a video frame. After that, the C/V AoA/ToA pairs are clustered through DBSCAN, removing the outliers associated with noise (step 1). Hence, the centroids are compared with the centroids of the clusters associated with the previous video frame to detect any change in their location (step 2). The information about moving targets is then used in step 3 to obtain the ROI for video frame processing, as detailed in Sections 4.4 and 4.5.

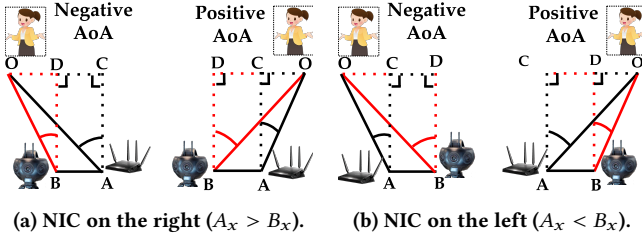


Figure 6: AoA and ToA projection into the camera reference system. AB is the distance between the Wi-Fi NIC and the camera. $\angle OAC$ and OA are respectively the AoA and range estimated through Wi-Fi sensing. $\angle OBD$ and OB are the AoA and range projected into the camera reference system.

4.4 AoA and ToA Projection into the Camera Reference System

For proper selection of the ROI through the sensing side information, the NIC for CFR data collection and the 360° camera have to share the same reference system. This would require: (i) the camera and the sensing NIC to be exactly co-located and, in turn, capture the same field of view, and (ii) the NIC transmitting opportunistic signals to trigger CFR estimation to be placed exactly on the tangent of the sensing NIC antenna array, to share the same common zero of AoA reference frame. However, these requirements are hardly achievable from a physical perspective. In turn, we need to ‘project’ the AoA and ToA estimated through the sensing NIC into the camera reference system. For this, we designed a procedure consisting of the two phases detailed next.

Phase 1 At first, we apply a correction for the slightly different placement of the sensing NIC and the camera. We reasonably assume that they are aligned on two of the three 3D axes (Y and Z axes), and we indicate with A_x and B_x their respective X-axis location. In Figure 6 we provide an overview of the different respective positions of the Wi-Fi sensing NIC, the camera, and the target. Based on these possible situations we designed a corrective algorithm to obtain $\angle OBD$ (AoA in the camera reference system) from $\angle OAC$ (AoA in the sensing NIC reference system). This is obtained by applying trigonometrical transformations as detailed in Algorithm 1. Note that AoA $\angle OAC = 0$ means that the object is on the tangent connecting the object and the NIC antenna array (AC in Figure 6). AoA $\angle OAC \geq 0$ means that the object is on the right with respect to the tangent, while AoA $\angle OAC \leq 0$ is associated with an object on the left.

Phase 2 To address the challenge related to the misplacement of the transmitter NIC with respect to the tangent and obtain the same reference for the zero AoA frame, we first set a AoA scale for the 360° frame assigning 0° to the left edge of the camera field of view. Hence, we project the AoA $\angle OBD$, obtained above, into the AoA value in the new reference system, hereafter referred to as θ . Specifically, we have $\theta = [(\angle OBD + \theta_{tx}) \bmod 360]$ where mod represents the modulo operation and θ_{tx} indicates the location of Wi-Fi transmitter in the 360° reference system. An example of the processing is depicted in Figure 7 using real experimental data. For example, $\angle OBD = 50^\circ$ identifying ROI 1 corresponds to $\theta = 25^\circ$.

Algorithm 1: AoA and ToA projection into the camera reference system. The geometrical model is in Figure 6.

Require: $A_x, B_x, \angle OAC, OA$

Ensure: $\angle OBD, OB$

$$OC = OA \cdot \sin(\angle OAC)$$

$$CD = AB$$

$$BD = AC = OA \cdot \cos(\angle OAC)$$

$$\zeta_{pos} \leftarrow \text{sgn}(A_x - B_x) \quad \triangleright \zeta_{pos} = 1 \text{ if camera is on the left of NIC}$$

$$\zeta_{aoa} \leftarrow \text{sgn}(\angle OAC) \quad \triangleright \zeta_{aoa} = 1 \text{ if positive AoA}$$

$$OD = OC + \zeta_{pos} * \zeta_{aoa} * CD$$

$$\angle OBD = \arctan\left(\frac{OD}{BD}\right); OB = \left(\frac{OD}{\sin \angle OBD}\right)$$

4.5 Estimating the Size of the ROI

For each video frame, we leverage the extension of the detected clusters (see Section 4.3) in the AoA domain to derive the size for the ROIs. Hereafter we will refer to such extension, i.e., the ranges of AoA covered by the cluster, as a (measured in degrees). The center of each ROI is set to the center of the cluster and to define its extension we introduce a parameter, hereafter referred to as ROI multiplying factor and indicated with α , to account for localization error. Specifically, the ROI extension is set to $a \cdot \alpha^\circ$ in the AoA domain. For ease of processing, we considered the same extension in the width and height of the ROI. This means that we obtain the number of pixels to be considered for ROI height & width by using $a \cdot \alpha \cdot W/360$ where W is the width of the entire frame.

As shown in the bottom part of Figure 7, for our specific setup, $\alpha = 1$ is too small for having the whole subject in the ROI whereas $\alpha = 2$ allows retaining the entire subject.

4.6 SAWEC Processing Time

SAWEC considers C/V CFR samples (with C Hz sampling frequency) for estimating AoA and ToA for each video frame (at V FPS). Indicating with T the processing time for a CFR sample, the total SAWEC processing time is defined by $T + (C/V - 1) \times 1/C$ and SAWEC processing latency is defined by $(T + (C/V - 1) \times 1/C) - 1/V$. For example, considering a system with $C = 200$ Hz, $V = 25$ FPS and $T = 80$ ms, SAWEC overall processing time is 115 ms and latency is 75 ms, as depicted in Figure 8. Here, one video frame at 25 FPS corresponds to 8 CFR samples at CFR estimation frequency of 200 Hz. The first packet is received at 0 ms and the next ones are at an interval of 5 ms. A single CFR sample requires 80 ms for processing, while the combined processing time for all 8 CFR samples associated with a video frame totals 115 ms. Consequently, the SAWEC processing latency amounts to 75 ms as the processing time for a single video frame is 40 ms at 25 FPS.

5 EXPERIMENTAL SETUP

We evaluated SAWEC by implementing the system on commercial devices available on the market. The system comprises an Insta360 Titan 360° camera for video capturing, a Linux machine for video processing, and an IEEE 802.11ax network for communication and wireless sensing (localization and tracking). The system was configured to capture frames at a resolution of 10K with a frame rate of 25 FPS. The IEEE 802.11ax network comprised two commercial-off-the-shelf (COTS) AX200 NIC operating on a 5 GHz Wi-Fi channel

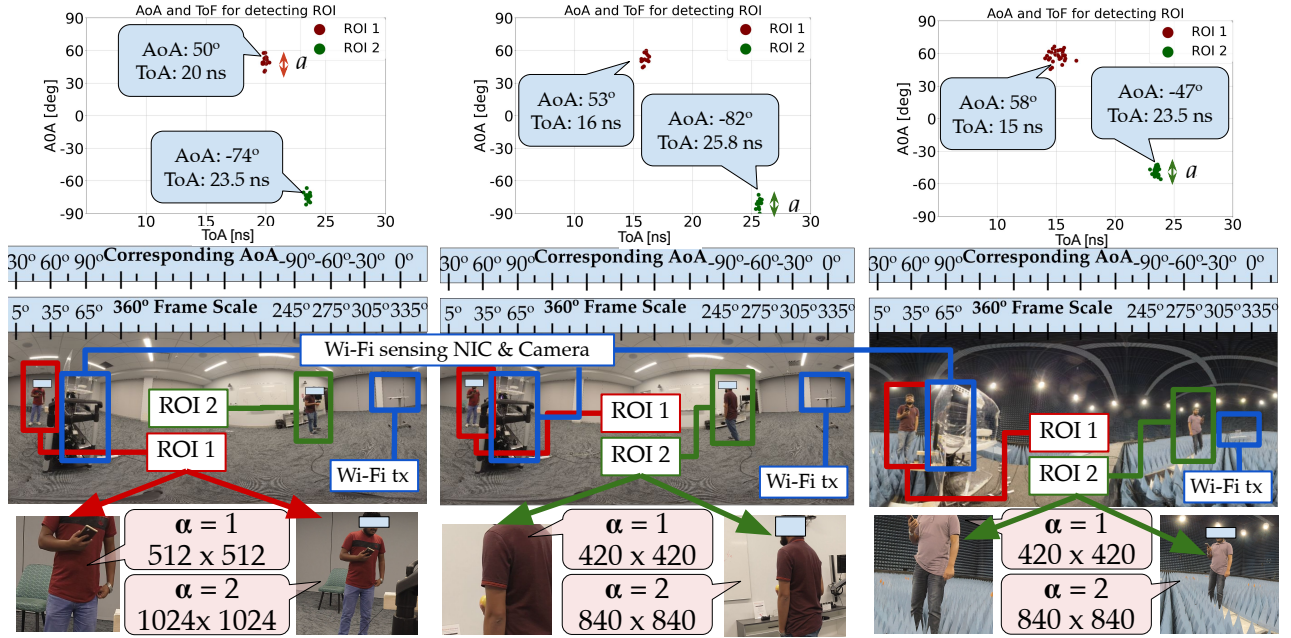


Figure 7: ROI detection from AoA/ToA estimation and clustering. The ROI multiplying factor α is the parameter used for obtaining the size of the ROI from the extension of the cluster (a) to account for localization errors.

with 160MHz of bandwidth. One and two antennas were enabled at the transmitter and sensing devices respectively. At the sensing Wi-Fi NIC, we used PicoScenes for CFR collection [10]. We placed the Wi-Fi receiver and the 360° camera in closed proximity and synchronized the Wi-Fi localization and camera systems by using their internal reference clock. The Wi-Fi transmitter was placed on the opposite side to properly irradiate the environment and obtain valuable information for sensing. We considered two different propagation environments for the evaluation: (i) an entrance hall and (ii) an anechoic chamber. While the entrance hall allows evaluating the performance of SAWEC in a real-world environment, the anechoic chamber provides the best-case scenario evaluation as the multi-path effect is reduced. Note that although our experimental evaluation considers the Wi-Fi 6 (IEEE 802.11ax) standard, the proposed system and the related analysis are general and can be applied to wireless standards operating with multiple-input, multiple-output (MIMO).

The experimental setup along with the evaluation scenarios are presented in Figure 9. We performed six different tests in each of the environments as depicted in Figure 9: a single person walking between (i) H1 to H2 (ii) H3 and H4 (iii) V1 and V2 (iv) V3 and V4, and two persons walking simultaneously between (v) H1 and H2 and H3 and H4 and (vi) V1 and V2 and V2 and V3. Data were collected for three minutes for each of the tests. The tests on the anechoic chamber and the entrance hall were performed on different days, at different times of the day and with different orientations of the systems. Due to physical constraints, the 360° camera is negatively shifted along the x-axis by 1 m in the hall room and 0.5 m in the anechoic chamber whereas the spacing between the Wi-Fi transceiver and the CFR injector is 3 m for both the environments.

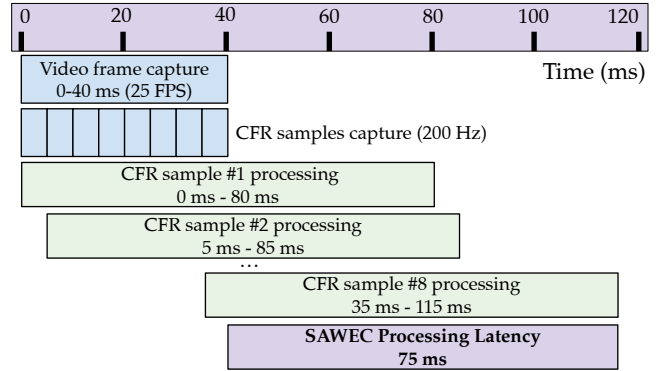


Figure 8: End-to-end Processing Latency of SAWEC.

6 PERFORMANCE EVALUATION

We assessed the performance of SAWEC by performing an extensive experimental data collection campaign and evaluating three main metrics: (i) accuracy of the DNN task; (ii) wireless channel occupation; and (iii) end-to-end latency. In the following results, the metrics for the anechoic chamber and the entrance hall have been averaged over all the frames captured in the two evaluation environments. For a baseline comparison, we evaluate SAWEC against two state-of-the-art (SOTA) algorithms: (i) YolactACOS adaptive edge assisted segmentation [37], (ii) EdgeDuet context-aware data partition-based WEC [42].

YolactACOS approach is based on a selective offload of the computing tasks. Lightweight tasks are processed directly on the mobile devices to ensure responsiveness and minimize latency while more computationally intensive tasks are offloaded to nearby edge

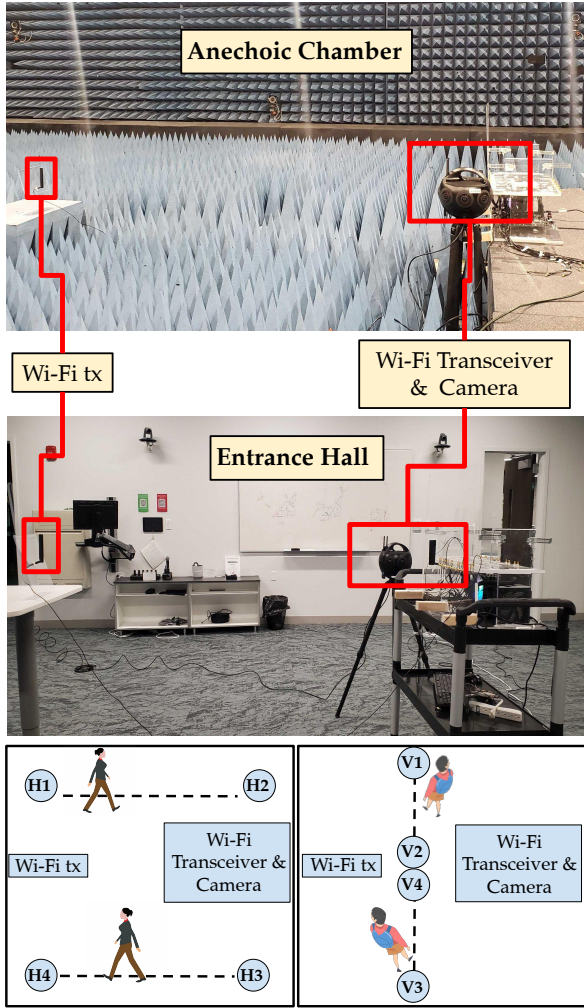


Figure 9: Experimental setup and SAWEC evaluation scenarios.

servers. This workload subdivision allows the system to execute near real-time computer vision tasks without overburdening the limited computational resources at the mobile devices. However, the execution of deep learning models (even if they are lightweight) on mobile devices and the need to offload high-resolution full frames to the edge servers for computationally intensive tasks negatively affecting mobile device energy consumption, end-to-end latency, and overall task performance as shown in Section 6.

EdgeDuet employs a partition-based strategy to enhance the detection of small objects by distributing computing tasks between mobile devices and edge servers. This method utilizes image tiling, which entails dividing the frame into several segments, or tiles. Such tiles are then simultaneously offloaded to multiple edge servers, thus accelerating the detection process. However, this strategy requires mobile devices to run deep learning models and perform image pre-processing before offloading the tasks to the edge servers, which increases the mobile device’s energy consumption and latency. Additionally, compressing the image tiles prior to offloading and the chance that a single object appears across multiple tiles further hampers the task performance, as shown in Section 6.

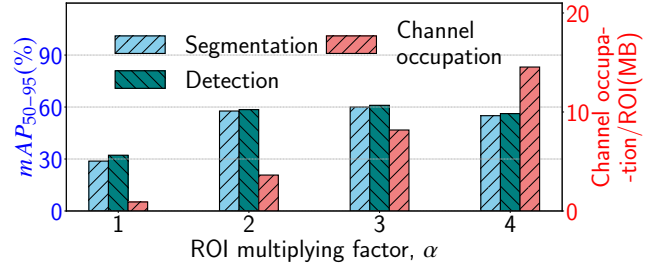


Figure 10: mAP_{50-95} and channel occupation per ROI for the image segmentation and object detection tasks performed on ROIs with different ROI multiplying factors (α).

In our evaluation, we considered *instance segmentation* and *object detection* as the computing tasks as they are widely used benchmarking tasks for edge computing. As for the DNN, we utilized different variants of YOLOv8 [11] for benchmarking our tasks. YOLOv8 represents the most recent update in the YOLO [22] series of instance segmentation and object detection models. While retaining the foundational architecture of its predecessor, YOLOv8 incorporates several advancements. Notably, it features a novel neural network design that integrates both the feature pyramid network (FPN) and path aggregation network (PAN). FPN methodically diminishes the spatial resolution of the input image while augmenting the feature channels. This process generates feature maps that adeptly identify objects across various scales and resolutions. Conversely, the PAN strategy enhances the model’s ability to discern multi-scale and resolution features by amalgamating features across different network levels via skip connections. Such capabilities are essential for the precise detection of objects of different sizes and shapes.

We implemented the edge computing server – where the DNN training and inference are executed – through a Linux machine with 12th Generation Intel(R) Core(TM) i7-12700K central processing unit (CPU) with 64 GB of random access memory (RAM) (memory speed: 4800 mega-transfer/second) and a graphics processing unit (GPU) (RTX A4000) of 16 GB memory with computational capability of 7.5. We considered the mAP_{50-95} performance metric to assess instance segmentation performance. This metric represents the mean average precision across intersection over union (IoU) thresholds spanning from 50% to 95% where IoU measures the overlap between predicted and ground truth regions. The communication between the Wi-Fi-aided camera system and the edge computer is obtained through an IEEE 802.11ax 4×2 MIMO link.

The frames were transmitted from the camera to the edge server through a Wi-Fi link from an Intel AX200 NIC (2 antennas) at the camera and an Asus-RT-AX86u AP (4 antennas) at the edge server. The average link speed was 70.3 MB/s. The edge server was connected to the AP through an Ethernet link. The camera’s NIC and the AP were in the line of sight at a distance of 5 m from each other.

6.1 Performance for Different ROI Multiplying Factors α

In Figure 10 we present the instance segmentation and object detection performance of the YOLOv8m model [11] when varying α from 1 to 4. The results show that with $\alpha = 1$, mAP_{50-95} is 28.8% and 32.2% respectively for segmentation and object detection –

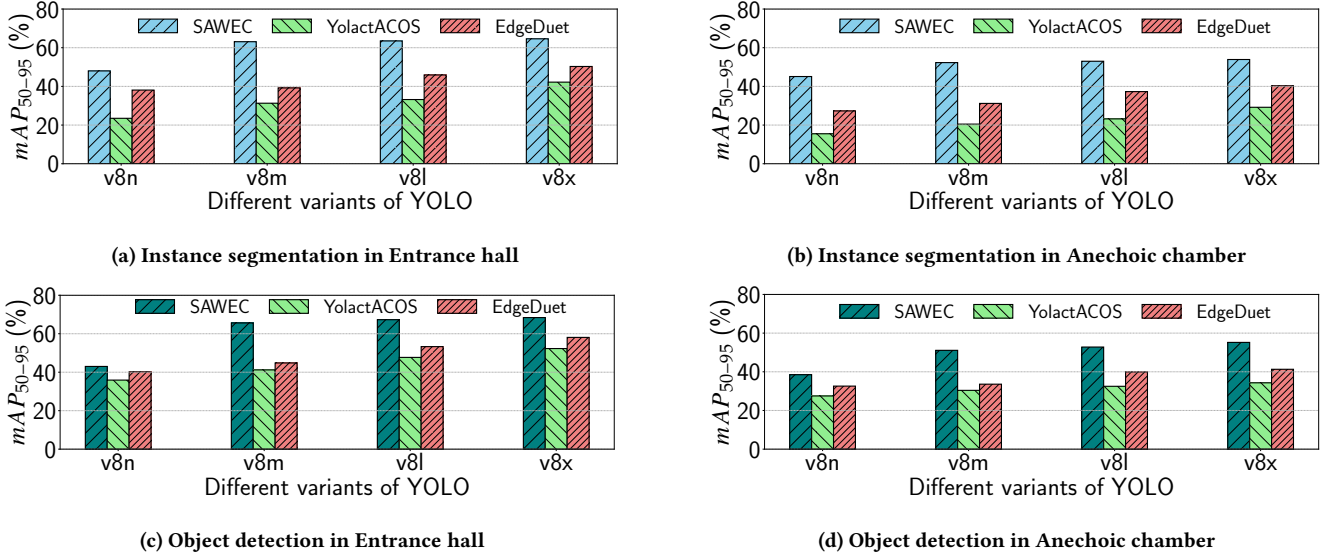


Figure 11: mAP_{50-95} with different variants of YOLOv8 for different edge computing approaches (SAWEC, YolactACOS, EdgeDuet).

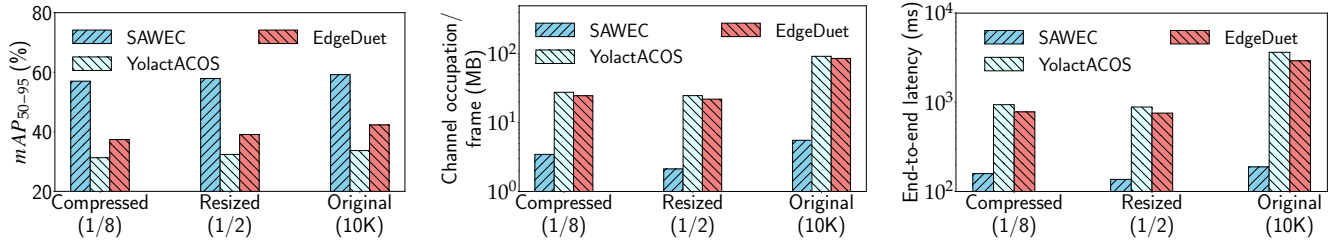
meaning that the performance is very poor. This is due to the fact that the ROI is too small to contain the pixels of the entire subject, as depicted in Figure 7. Starting from $\alpha = 2$ the ROI is sufficiently large to cover the subject (see Figure 7) and, in turn, the mAP_{50-95} reaches to 57.7% and 58.5% respectively for segmentation and object detection. The performance slightly decreases when $\alpha = 4$ as the image will contain more objects to be segmented and detected. On the other hand, the channel occupation keeps increasing when increasing α as this requires transmitting an increasing number of pixels. We have selected $\alpha = 2$ for our evaluations as a tradeoff between computer vision task (instance segmentation and object detection) performance and channel occupation.

6.2 Performance for Different Edge Computing Approaches

We assessed the image segmentation and object detection performance with the three different edge computing approaches mentioned before, i.e., SAWEC, YolactACOS, and EdgeDuet. We consider four different variants of SOTA YOLOv8 [11] model for our analysis: YOLOv8x, YOLOv8l, YOLOv8m, and YOLOv8n. According to the benchmark [11], YOLOv8x is the highest-performing model with the highest inference latency whereas YOLOv8n is the lowest-performing model with the lowest inference latency. The performance of the instance segmentation task on original (10K) frames on the two evaluation environments – entrance hall and anechoic chamber – are presented respectively in Figures 11a-11b. Similar to the benchmark in [11], YOLOv8x performs best with all the approaches (SAWEC, YolactACOS, and EdgeDuet) whereas YOLOv8n performs the worst. Importantly, SAWEC achieves an average mAP_{50-95} of 59.2% over the two environments whereas YolactACOS and EdgeDuet achieved only 35.7% and 45.3% respectively on average. This is because with YolactACOS the 10K image is downsized 1/16 times by the model itself to fit the model input

dimension of 640×640 . This heavy downsizing hampers the performance severely. For the EdgeDuet, the performance is low as objects fall into multiple tiles which are processed separately, and small objects are not detected all the time. On the other hand, with SAWEC at $\alpha = 2$, the average dimension of the detected ROIs is 996×996 which needs to be downsized by only 0.667 times and it retains the higher quality of the images leading to a better performance. The results for the object detection task follow the same trend and are reported in Figures 11c-11d.

We also carried out a comparative performance analysis of SAWEC, YolactACOS, and EdgeDuet when the frames for all the approaches are downsized and compressed by 1/2 and 1/8 respectively (tolerable ratio as observed from the expression detection test in Section 2). Figure 12a presents the mAP_{50-95} of the instance segmentation performed using YOLOv8x with original (10K), resized (1/2), and compressed (1/8) versions of the video frames, considering the three different approaches for tasks offloading. The metric is the average of the results obtained in the entrance hall and the anechoic chamber evaluation environments. Note that similar results were obtained for object detection with original (10K), resized (1/2), and compressed (1/8) versions of the video frames. However, as the instance segmentation and object detection performance show similar trends – as demonstrated in Figure 11 – we only report the analysis for the image segmentation task. Similar to the observation of the preliminary facial expression detection test in Section 2, the performance for all the approaches degrade slightly due to the image resizing and compression. Hence, a 1/2 resize or a 1/8 compression can be used to reduce latency without hampering the image segmentation performance significantly. This might give SAWEC a further performance boost in terms of transmission latency and channel occupation. However, for a more delicate task like avatar and expression reconstruction, even downsizing and compressing by the ratio of only 1/2 and 1/8 respectively might affect the performance dramatically.



(a) mAP_{50-95} of image segmentation with original, resized, and compressed frames. (b) Channel occupation of original, resized (1/2), and compressed (1/8) frames. (c) End-to-end latency of original, resized (1/2), and compressed (1/8) frames.

Figure 12: Comparative analysis of SAWEC with YolactACOS and EdgeDuet. The metrics are averaged over the two environments.

Table 1: Breakdown of end-to-end latency for original images using SAWEC, YolactACOS, and EdgeDuet.

Latency components	Approach		
	SAWEC	YolactACOS	EdgeDuet
Tx time (ms)	79.44	1311	1221.62
I/O time (ms)	15.75	528.46	16.73
Inference time (ms)	18.43	19.79	18.56
SAWEC proc. (ms)	75.0	0	0
End device latency (ms)	0	1779.34	1667.18
End-to-end (ms)	188.62	3638.59	2920.91

6.3 Analysis of Channel Occupation

Analyzing the per-frame channel occupation is paramount, considering that the radio spectrum is a pivotal and limited resource for wireless networks. The average per-frame channel occupation of SAWEC, YolactACOS, and EdgeDuet with three different frame types – original (no resize and no compression), resized (1/2), and compressed (1/8) – is depicted in Figure 12b. The results show that for original frames, SAWEC reduces the channel occupation by 94.03% and 93.59% respectively in comparison to YolactACOS and EdgeDuet. To elaborate further, on average, the size of an original frame at 10K resolution is 138.88 MB whereas the average channel occupation required by SAWEC, YolactACOS, and EdgeDuet are 5.5 MB, 92.2 MB, and 85.9 MB per frame respectively. Note that, the number of ROI is more than one for the tests with multiple persons moving simultaneously in the environment. In fact, the channel occupation of SAWEC might increase a bit depending on a higher number of moving subjects in the environments. However, to have an idea, even after having a total of 10 ROIs (with $\alpha = 2$) per single 10K frame adds up to only 36 MB reducing the channel occupation by 59.57% on an average with respect to the discussed SOTA approaches – YolactACOS and EdgeDuet.

6.4 End-to-End Latency Analysis

End-to-end latency is one of the most important key performance indicators for time-critical edge computing tasks including a wide range of VR applications. We analyze the end-to-end latency of SAWEC by comparing it with YolactACOS, and EdgeDuet for different frame types. The results are presented in Figure 12c. The average

end-to-end latency of SAWEC is 188.62 ms, 136.67 ms, and 158.46 ms for original, resized (1/2), and compressed (1/2) frames respectively, which is much lower than the other two approaches. With 10K resolution, SAWEC improves the latency by 94.80% and 93.52% in comparison to the YolactACOS and EdgeDuet respectively. To better understand, the end-to-end latency of the three approaches for the original 10K frames is broken down in Table 1. We can see that the transmission (Tx) time and input/output (I/O) time for executing SAWEC are around 16 times and 34 times smaller than the corresponding values for YolactACOS. This is due to the higher channel occupation of the YolactACOS approach in comparison to SAWEC. On the other hand, I/O time for the EdgeDuet is similar to that of SAWEC as the whole frame is divided into smaller 640×640 tiles. However, this does not reduce the EdgeDuet Tx time which is around 15 times higher than SAWEC. Note that our benchmarking testbed has only one edge server. Deploying multiple edge servers will facilitate parallel offloading, thereby significantly reducing the transmission time across all three approaches.

Note that the effectiveness of ROI detection is contingent upon wireless localization and tracking. While SAWEC is well-suited for typical day-to-day scenarios, its performance is anticipated to diminish in highly dynamic environments. Moreover, determining the number of moving subjects that are tolerated by SAWEC before the performance degrades is a challenging problem, as it depends on (i) the distance among the subjects, (ii) the speed with which subjects are moving, (iii) the localization algorithm and (iv) the number of antennas that are used for localization. We believe these aspects deserve a separate investigation. Future research efforts will include improving the SAWEC performance in highly dynamic scenarios by enhancing the localization resolution.

7 CONCLUSIONS

In this paper, we proposed a new paradigm for *sensing-assisted wireless edge computing*, in short, SAWEC. Our new approach leverages Wi-Fi-based localization and tracking to support high resource-consuming 360° computer vision tasks by obtaining the location of ROI based on the environment dynamics. This information allows offloading to the edge server only the detected ROI instead of the entire frame, thus reducing airtime overhead and overall latency. The AoA and ToA estimated from the Wi-Fi CFR are used to locate the ROIs in the 360° video frames. We assessed the effectiveness of SAWEC through extensive data collection campaigns in two different

environments: an entrance hall and an anechoic chamber, each entailing six different test experiments. We prove the new concept by implementing a two-antenna IEEE 802.11ax-based Wi-Fi localization system. Our proposed approach reduces the overall end-to-end latency by 94.80% and 93.52% respectively while achieving 39.69% and 23.64% net mAP_{50-95} improvement in comparison to the SOTA WEC approach – YolactACOS, and EdgeDuet – in image segmentation tasks. Considering the object detection tasks, the average mAP_{50-95} improvement is 42.72% and 23.34% respectively. Future research avenues include the localization performance improvement by increasing the number of antennas.

REFERENCES

- [1] Declan McGlynn, Rolling Stones. 2022. Music and the Metaverse: Are we on the brink of a virtual artist revolution? <https://tinyurl.com/39ed34dd>.
- [2] Maria Gallagher and Elisa Raffaella Ferré. 2018. Cybersickness: a Multisensory Integration Perspective. *Multisensory research* 31, 7 (2018), 645–674.
- [3] Jiaqi Geng, Dong Huang, and Fernando De la Torre. 2022. DensePose From WiFi. *arXiv preprint arXiv:2301.00250* (2022).
- [4] Andrea Goldsmith. 2005. *Wireless Communications*. Cambridge Univ. Press.
- [5] Kaiming He, Xiangyu Zhang, Shaoqing Ren, and Jian Sun. 2016. Deep Residual Learning for Image Recognition. In *Proceedings of the IEEE Conference on Computer Vision and Pattern Recognition (CVPR)*. 770–778.
- [6] Craig Iaboni, Himanshu Patel, Deepan Lobo, Ji-Won Choi, and Pramod Abichandani. 2021. Event Camera based Real-time Detection and Tracking of Indoor Ground Robots. *IEEE Access* 9 (2021), 166588–166602.
- [7] Institute of Electrical and Electronics Engineers (IEEE). 2021. IEEE Standard for Information Technology–Telecommunications and Information Exchange between Systems Local and Metropolitan Area Networks–Specific Requirements Part 11: Wireless LAN Medium Access Control (MAC) and Physical Layer (PHY) Specifications Amendment 1: Enhancements for High-Efficiency WLAN. *IEEE Std 802.11ax-2021 Amendment to IEEE Std 802.11-2020* (2021), 1–767. <https://doi.org/10.1109/IEEESTD.2021.9442429>
- [8] Akhirusl Islam, Arindam Debnath, Manojit Ghose, and Suchetana Chakraborty. 2021. A Survey on Task Offloading in Multi-access Edge Computing. *Journal of Systems Architecture* 118 (2021), 102225.
- [9] Wei Jiang, Zenan Teng, Mingqing Li, and Li Ping Qian. 2023. Energy-Efficient Data Compression and Resource Allocation for Edge Assisted IoT Networks. In *Proc. of IEEE/CIC ICC. IEEE*, 1–6.
- [10] Zhiping Jiang, Tom H Luan, Xincheng Ren, Dongtao Lv, Han Hao, Jing Wang, Kun Zhao, Wei Xi, Yueshen Xu, and Rui Li. 2021. Eliminating the Barriers: Demystifying Wi-Fi Baseband Design and Introducing the Picoscenes Wi-Fi Sensing Platform. *IEEE Internet of Things Journal* 9, 6 (2021), 4476–4496.
- [11] Glenn Jocher, Ayush Chaurasia, and Jing Qiu. 2023. *YOLO by Ultralytics*. <https://github.com/ultralytics/ultralytics>
- [12] Alexander Kirillov, Eric Mintun, Nikhila Ravi, Hanzi Mao, Chloe Rolland, Laura Gustafson, Tete Xiao, Spencer Whitehead, Alexander C Berg, Wan-Yen Lo, et al. 2023. Segment Anything. *arXiv preprint arXiv:2304.02643* (2023).
- [13] Bokyoung Kye, Nara Han, Eunji Kim, Yeonjeong Park, and Soyoung Jo. 2021. Educational Applications of Metaverse: Possibilities and Limitations. *Journal of Educational Evaluation for Health Professions* 18 (2021).
- [14] Kyle Orland (Ars Technica). 2013. Virtual Perfection: Why 8K resolution per eye isn't enough for perfect VR. <https://tinyurl.com/vckvpatb>.
- [15] Lars Rensing, Sports Business Journal. 2022. Three ways sports teams are diving into the Metaverse. <https://tinyurl.com/r9my4snc>.
- [16] Stefanos Laskaridis, Stylianos I Venieris, Mario Almeida, Ilias Leontiadis, and Nicholas D Lane. 2020. SPINN: Synergistic Progressive Inference of Neural Networks Over Device and Cloud. In *Proceedings of the 26th annual international conference on mobile computing and networking*. 1–15.
- [17] Tsung-Yi Lin, Michael Maire, Serge Belongie, James Hays, Pietro Perona, Deva Ramanan, Piotr Dollár, and C Lawrence Zitnick. 2014. Microsoft COCO: Common Objects in Context. In *Proc. of ECCV*. Springer, 740–755.
- [18] David Lopez-Perez, Adrian Garcia-Rodriguez, Lorenzo Galati-Giordano, Mika Kasslin, and Klaus Doppler. 2019. IEEE 802.11be Extremely High Throughput: The Next Generation of Wi-Fi Technology Beyond 802.11ax. *IEEE Communications Magazine* 57, 9 (2019), 113–119. <https://doi.org/10.1109/MCOM.001.1900338>
- [19] Yoshitomo Matsubara, Davide Callegaro, Sameer Singh, Marco Levorato, and Francesco Restuccia. 2022. BottleFit: Learning Compressed Representations in Deep Neural Networks for Effective and Efficient Split Computing. In *Proc. of IEEE WoWMoM*.
- [20] Francesca Meneghello, Alejandro Blanco, Antonio Cusano, Joerg Widmer, and Michele Rossi. 2023. Wi-Fi Multi-Path Parameter Estimation for Sub-7 GHz Sensing: A Comparative Study. In *Proc. of IEEE WiMob*.
- [21] Yujian Mo, Yan Wu, Xinneng Yang, Feilin Liu, and Yujun Liao. 2022. Review the State-of-the-art Technologies of Semantic Segmentation Based on Deep Learning. *Neurocomputing* 493 (2022), 626–646.
- [22] Joseph Redmon, Santosh Divvala, Ross Girshick, and Ali Farhadi. 2016. You Only Look Once: Unified, Real-time Object Detection. In *Proceedings of the IEEE conference on computer vision and pattern recognition*. 779–788.
- [23] Mark Sandler, Andrew Howard, Menglong Zhu, Andrey Zhmoginov, and Liang-Chieh Chen. 2018. MobileNetV2: Inverted Residuals and Linear Bottlenecks. In *Proceedings of the IEEE Conference on Computer Vision and Pattern Recognition*. 4510–4520.
- [24] Karen Simonyan and Andrew Zisserman. 2014. Very Deep Convolutional Networks for Large-Scale Image Recognition. *arXiv preprint arXiv:1409.1556* (2014).
- [25] Andrej Somrak, Iztok Humar, M Shamim Hossain, Mohammed F Alhamid, M Anwar Hossain, and Jože Guna. 2019. Estimating VR Sickness and User Experience Using Different HMD Technologies: An Evaluation Study. *Future Generation Computer Systems* 94 (2019), 302–316.
- [26] Jitendra Soni. 2024. Apple Vision pro vs. Meta Quest 3: The next generation of vr. <https://www.dexerto.com/tech/apple-vision-pro-vs-meta-quest-3-2168054/>
- [27] Mingxing Tan, Bo Chen, Ruoming Pang, Vijay Vasudevan, Mark Sandler, Andrew Howard, and Quoc V Le. 2019. MnasNet: Platform-Aware Neural Architecture Search for Mobile. In *Proceedings of the IEEE Conf. on Computer Vision and Pattern Recognition*. 2820–2828.
- [28] Fei Tao and Qinglin Qi. 2019. Make More Digital Twins. *Nature* 573, 7775 (2019), 490–491.
- [29] Tomislav Bezmalinovic. 2023. Meta Quest 2: 120-Hertz Mode Becomes a Standard Feature. <https://mixed-news.com/en/meta-quest-2-120-hertz-mode-becomes-a-standard-feature/>.
- [30] Scott D Uhrich, Antoine Falisse, Łukasz Kidziński, Julie Muccini, Michael Ko, Akshay S Chaudhari, Jennifer L Hicks, and Scott L Delp. 2023. OpenCap: Human Movement Dynamics from Smartphone Videos. *PLoS computational biology* 19, 10 (2023), e1011462.
- [31] Varjo. 2023. VIVE Focus 3 VR Headset for Metaverse Solutions. <https://www.vive.com/us/product/vive-focus3/overview/>.
- [32] VentureBeat.com. 2022. Medicine and the Metaverse: New Tech Allows Doctors to Travel Inside of Your Body. <https://tinyurl.com/243a4jnm>.
- [33] Bo Wang, Changhai Wang, Wanwei Huang, Ying Song, and Xiaoyun Qin. 2020. A Survey and Taxonomy on Task Offloading for Edge-Cloud Computing. *IEEE Access* 8 (2020), 186080–186101.
- [34] Yichao Wang and Jie Yang. 2022. 3D Human Mesh Construction Leveraging Wi-Fi. *arXiv preprint arXiv:2210.10957* (2022).
- [35] Zhongmin Wang, Yurong Ding, Xiaomin Jin, Yanping Chen, and Cong Gao. 2023. Task Offloading for Edge Computing in Industrial Internet with Joint Data Compression and Security Protection. *The Journal of Supercomputing* 79, 4 (2023), 4291–4317.
- [36] Xiongwei Wu, Doyen Sahoo, and Steven CH Hoi. 2020. Recent Advances in Deep Learning for Object Detection. *Neurocomputing* 396 (2020), 39–64.
- [37] Yuanyan Xie, Yu Guo, Zhenqiang Mi, Yang Yang, and Mohammad S Obaidat. 2022. Edge-Assisted Real-Time Instance Segmentation for Resource-Limited IoT Devices. *IEEE Internet of Things Journal* 10, 1 (2022), 473–485.
- [38] Yaxiong Xie, Jie Xiong, Mo Li, and Kyle Jamieson. 2019. MD-Track: Leveraging Multi-Dimensionality for Passive Indoor Wi-Fi Tracking. In *Proc. of ACM MobiCom*.
- [39] Zhiyuan Xie, Xiaomin Ouyang, Li Pan, Wenrui Lu, Guoliang Xing, and Xiaoming Liu. 2023. Mozart: A Mobile ToF System for Sensing in the Dark through Phase Manipulation. In *Proceedings of the 21st Annual International Conference on Mobile Systems, Applications and Services*. 163–176.
- [40] Ran Xu, Chen-lin Zhang, Pengcheng Wang, Jayoung Lee, Subrata Mitra, Somali Chaterji, Yin Li, and Saurabh Bagchi. 2020. ApproxDet: Content and Contention-Aware Approximate Object Detection for Mobiles. In *Proceedings of the 18th Conference on Embedded Networked Sensor Systems*. 449–462.
- [41] Jianfei Yang, Yunjiao Zhou, He Huang, Han Zou, and Lihua Xie. 2022. MetaFi: Device-Free Pose Estimation via Commodity WiFi for Metaverse Avatar Simulation. *arXiv preprint arXiv:2208.10414* (2022).
- [42] Zheng Yang, Xu Wang, Jiahang Wu, Yi Zhao, Qiang Ma, Xin Miao, Li Zhang, and Zimu Zhou. 2022. Edgeduet: Tiling Small Object Detection for Edge Assisted Autonomous Mobile Vision. *IEEE/ACM Transactions on Networking* (2022).
- [43] Yanchao Zhao, Jing Xu, Jie Wu, Jie Hao, and Hongyan Qian. 2019. Enhancing Camera-based Multimodal Indoor Localization with Device-Free Movement Measurement using WiFi. *IEEE Internet of Things Journal* 7, 2 (2019), 1024–1038.