

Enhancing Cybersecurity Resilience in Finance with Deep Learning for Advanced Threat Detection

Yulu Gong^{1,*}, Mengran Zhu², Shuning Huo³, Yafei Xiang⁴, Hanyi Yu⁵

¹Computer & Information Technology, Northern Arizona University, Flagstaff, AZ, USA
yg486@nau.edu

²Computer Engineering, Miami University, Oxford, OH USA, mengran.zhu0504@gmail.com

³Statistics, Virginia Tech, Blacksburg, VA, USA, shuni93@vt.edu

⁴Computer Science, Northeastern University, Boston, MA, USA, xiang.yaf@northeastern.edu

⁵Computer Science, University of Southern California, Los Angeles, CA, USA, hanyiyu@usc.edu

* Corresponding author: yg486@nau.edu

ABSTRACT

In the age of the Internet, people's lives are increasingly dependent on today's network technology. However, network technology is a double-edged sword, bringing convenience to people but also posing many security challenges. Maintaining network security and protecting the legitimate interests of users is at the heart of network construction. Threat detection is an important part of a complete and effective defense system. In the field of network information security, the technical update of network attack and network protection is spiraling. How to effectively detect unknown threats is one of the concerns of network protection. Currently, network threat detection is usually based on rules and traditional machine learning methods, which create artificial rules or extract common spatiotemporal features, which cannot be applied to large-scale data applications, and the emergence of unknown threats causes the detection accuracy of the original model to decline. With this in mind, this paper uses deep learning for advanced threat detection to improve cybersecurity resilience in the financial industry. Many network security researchers have shifted their focus to exception-based intrusion detection techniques. The detection technology mainly uses statistical machine learning methods - collecting normal program and network behavior data, extracting multidimensional features, and training decision machine learning models on this basis (commonly used include naive Bayes, decision trees, support vector machines, random forests, etc.). In the detection phase, program code or network behavior that deviates from the normal value beyond the tolerance is considered malicious code or network attack behavior.

Keywords: Network security; Threat detection; Deep learning; Confrontation training

1. INTRODUCTION

Deep learning is not a panacea for all information security issues as it necessitates extensive annotated data sets, which are unfortunately unavailable. Nevertheless, deep learning networks have made significant improvements to existing solutions in various information security cases. For instance, in malware detection and network intrusion detection, deep learning has shown remarkable enhancements over rule-based and classical machine learning solutions. Network intrusion detection systems are commonly rule-based and signature-based controls deployed at the periphery to detect known threats. However, attackers can easily evade traditional network intrusion detection systems by changing the malware signature. Quamar et al. (IEEE Proceedings) suggest that self-taught deep learning-based systems are more likely to detect unknown network intrusions. Deep neural network-based systems have been employed to address conventional security issues, such as identifying malware and spyware.

In comparison to traditional machine learning methods, deep learning-based techniques exhibit superior generalization ability. Deep learning-based systems, such as Jung, are capable of detecting zero-day malware. Daniel, a University of Barcelona graduate, has conducted extensive research on Convolutional Neural Networks (CNNs) and malware detection. In his doctoral thesis, he noted that CNNs can even identify morphing malware. User and Entity Behaviour Analytics

(UEBA) traditionally employs anomaly detection and machine learning algorithms to extract security events and analyze and baseline every user and network element in an enterprise IT environment. Any significant deviation from the baseline triggers an exception, which in turn triggers an alert for security analysts to investigate. The use of deep learning-based neural networks has further strengthened UEBA's ability to detect insider threats, albeit to a limited extent.

Therefore, in light of today's network security risks, traditional methods of attack detection have become inadequate. To improve network security, it is recommended to adopt AI and automated means for attack prevention and detection. This paper will analyse the core algorithm of deep learning for threat detection and prevention of network intrusion.

2. RELATED WORK

Network unknown threat detection is a method of intrusion detection based on total network traffic. In the field of security, intrusion detection systems (IDSs) include host-based and network-based systems. In research, network intrusion detection and network traffic anomaly detection refer to the same problem: threat detection based on network traffic.

2.1 The advantages of deep learning in network detection

Deep learning has several advantages over traditional machine learning:

(1) The algorithm is thriving - as the size of the training data set increases, the range of generalization errors decreases. This means that while deep learning continues to excel in performance and power, traditional machine learning systems will plateau at some point, no matter how much trained data you use;

(2) Complex nonlinear separation functions - Certain tasks require the ability to learn complex concepts, and deep learning is an ideal technique to solve this problem. No feature engineering is required, thus minimizing the possibility of introducing human factors into the model;

Optimize models with parallel computing power - With the rapid development of Gpus, deep learning models can be trained and optimized in a more efficient way than ever before.

Deep learning layers neurons to create "artificial neural networks" that can be trained to make informed decisions. A simple neural network takes inputs and passes them on to layers of hidden neurons to find higher-level structures. The network then uses this higher-order information to predict the input.

The concept of making predictions based on higher-order structures is important because it is one of the keys that sets deep learning apart from other classical machine learning, such as linear SVM. In deep learning, model predictions are calculated based on complex, non-linear combinations of inputs, which allows models to make predictions for tasks that are difficult for even humans to accomplish.

Therefore, deep learning is the ideal technology to solve the cybersecurity challenges we face today:

Complex decision boundaries - the types and structures of protocols and payloads are complex. (1)

"trained", deep learning can understand the complexity of threats and identify all types of threats; (2)

Large training sets - Massive threat datasets with hundreds of millions of samples are available. (3)

Gpus - Recent advances in processing and reductions in the cost of the underlying technology have allowed deep learning models to be trained and validated in hours, compared to weeks or even minutes in the past.

2.2 Deep learning network intrusion detection model

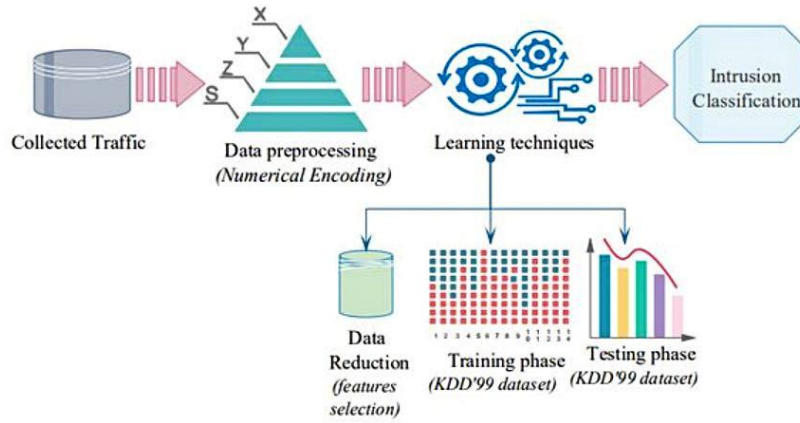


Figure 1. Network intrusion detection framework based on deep learning model

The detection process consists of three main steps:

Step 1 Numerically process the symbolic feature attributes of the intrusion detection data set, and then normalize all the data to obtain the standardized original data.

Step 2 Reduce the dimensionality of the pre-processed high-dimensional and nonlinear data based on the improved self-coding feature extraction model to obtain the optimal low-dimensional representation of the original data;

Step 3 Take the optimal low-dimensional representation of the original data as the input of the classifier to identify the normal network data and various types of network attack data respectively.

2.3 Detection algorithm

Let the output value of the JTH neuron of the hidden layer be:

$$M_j = \begin{cases} z'_{(m+1)/2} & (m\%2 = 1); \\ (z'_{(m/2)} + z'_{(m/2+1)})/2 & (m\%2 = 0), \end{cases} \quad (1)$$

Where z'_x represents the XTH value of the ordered sequence Z_j , and m is the number of samples of the JTH neuron in the hidden layer. $Z_j = \{z_1, z_2, \dots, z_m\}$ is sorted to obtain the ordered sequence $Z'_j = \{z'_1, z'_2, \dots\}$. The activity of the JTH neuron of the hidden layer M_j is the median of the output value of the JTH neuron of the hidden layer.

Hypothesis 2: Let the sparsity parameter vector $P = (p_1, p_2, \dots, p_j, \dots, p_n)$, n is the number of neuron nodes in the current hidden layer, Φ is the average value of the activity M_j of all neurons in the hidden layer, and p_j is defined as:

$$p_j = \begin{cases} RM_j & (M_j < \Phi); \\ M_j + E & (M_j > \Phi), \end{cases} \quad (2)$$

Where: R is the suppression constant, and its value is generally less than 1; E is the excitation constant. Since the output value of the hidden layer neuron is small, in order to ensure the optimal self-coding loss function, the value of the excitation constant is generally less than 0.5. Through the sparsity parameter vector, the neurons with low hidden layer activity are inhibited and the neurons with large hidden layer activity are stimulated.

Hypothesis 3: For the set $A = \{a_1, a_2, \dots, a_j, \dots, a_n | 0 < a_j < 1\}$, take the logarithm and sort it to get the ascending sequence $A' = \{a'_1, a'_2, \dots, a'_n\}$, define V' as

$$V' = (3/4)A'_{r_{\text{down}}(1/4)(n+1)} + (1/4)A'_{r_{\text{up}}(1/4)(n+1)}, \quad (3)$$

r_{down} and r_{up} are integer down and integer up functions respectively. A^x is the XTH value of the sequence A ; V is actually the lower quartile of the sequence A . In order to improve the sensitivity between the small numerical elements in the set, this definition first performs logarithmic operations on each element in the original collective A , so the critical value V for the excitation and suppression of the hidden layer neuron nodes is the antithesis of V .

2.4 Deep neural network model based on CPS network security

The deep learning model for CPS network security divides the DL architecture into two parts.

The first part is representation learning for attack detection, which generally uses an autoencoder (AE) based model.

This section provides the characteristics of the transformation for the final classification task and can transform the raw data into an encoding format that prevents inference attacks. The second part is network recognition with a deep learning method. There are four models for network pattern recognition: deep neural network model, convolutional neural network model, recurrent neural network and LSTM model, and deep confidence network model. In general, convolutional neural networks, deep neural networks, and deep confidence networks train faster than recurrent neural networks and LSTM models. However, slower models like LSTM have a strong advantage in predicting power loads. In contrast, deep neural networks, convolutional neural networks, and deep confidence networks offer superior performance in detecting anomalies.

2.5 APT attack Graph Autoencoders

APT is the network attack and invasion behavior launched by hackers to steal core information for the purpose of customers, and is a kind of "malicious commercial espionage threat" that has been premeditated for a long time. This kind of behavior often goes through long-term management and planning, and has a high degree of concealment. The attack method of APT is to hide itself and steal data in a long-term, planned and organized way for specific objects. Such behavior of stealing data and collecting intelligence in the digital space is a kind of "network espionage" behavior.

APT attack Graph Autoencoders (GAE) is further developed on the basis of GCN, its basic idea is to generalize the node representation of GCN to the representation of the entire graph. GAE mainly consists of encoder and decoder, where the encoder maps the features of nodes to low-dimensional embedding vectors through a series of graph convolution operations, and the decoder performs inner product operations with these vectors and white bodies to obtain similarity scores between nodes, and these scores are used to recompose data. The loss function of this process is usually the reconstruction error or the acquaintance loss of the graph. GAE's encoder is a simple two-layer GCN, calculated as follows:

$$Z = GCN(A, X) \quad (4)$$

Combined with GCN formula (4), we can get:

$$Z = \tilde{A}ReLU(\tilde{A}XW^0)W^1 \quad (5)$$

The decoder is relatively simple, generally using the inner product to reconstruct the graph, the calculation formula is as follows:

$$\hat{A} = \sigma(ZZ^T) \quad (6)$$

Where, \hat{A} represents the adjacency matrix reconstructed by the decoder, and $\sigma(\cdot)$ represents the activation function. GAE has the advantage that it can map any type of graph structure into a low-dimensional vector space, and can adaptively learn the feature representation, while having good interpretability and extensibility. GAE is widely used in graph classification, link prediction and anomaly detection.

The attack graph encoder offers significant advantages in advanced threat detection. It encodes complex attack behavior and attack paths graphically, allowing the detection system to better understand and analyze the attacker's strategy and behavior. This improves detection accuracy and real-time response. The attack graph encoder can assist in forming an attack graph, tracking the attack process, identifying abnormal behavior, and providing timely threat intelligence for network security teams to respond effectively to advanced threats.

3. EXPERIMENTAL METHODOLOGY

In this section, you should describe the experimental setup, data sources, and the deep learning models used for advanced threat detection. Here's a suggested structure:

3.1 Data Collection

In this paper, the open data set DARPA 2000, published by Lincoln Laboratory of MIT, is a standard corpus for evaluating network intrusion detection systems. The main results are as follows

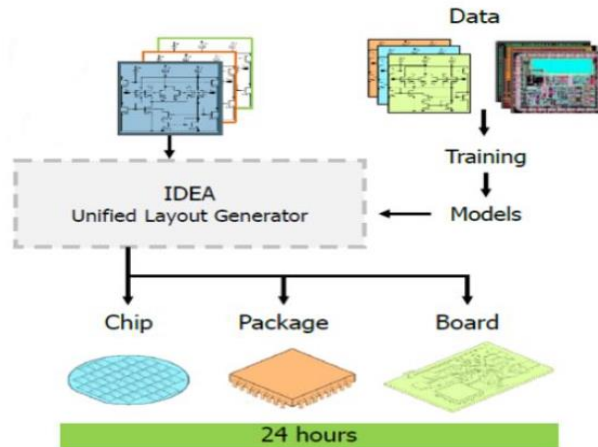


Figure 2.DARPA structure chart

The detection model defines the Intranet as the area delimited by the firewall, which separates the isolation area from the Intranet area. The web server (loche) is deployed in the isolation area, and a traffic monitor is installed. The Intranet zone hosts the file server 1 (Zero), mail server, file server 2 (Pascal), domain name server (Mill), and web hosting server. Traffic listeners are installed, and auditing tools are present on both file servers.

3.2 Advanced detection attack model

The analysis focuses on the APT attack graph scale. It considers the original information of the vulnerabilities and network topology that the attackers infiltrated and exploited. The attack target is to obtain the execution permission of the server.

The scenario generates separate attribute attack graphs and APT attack graphs:

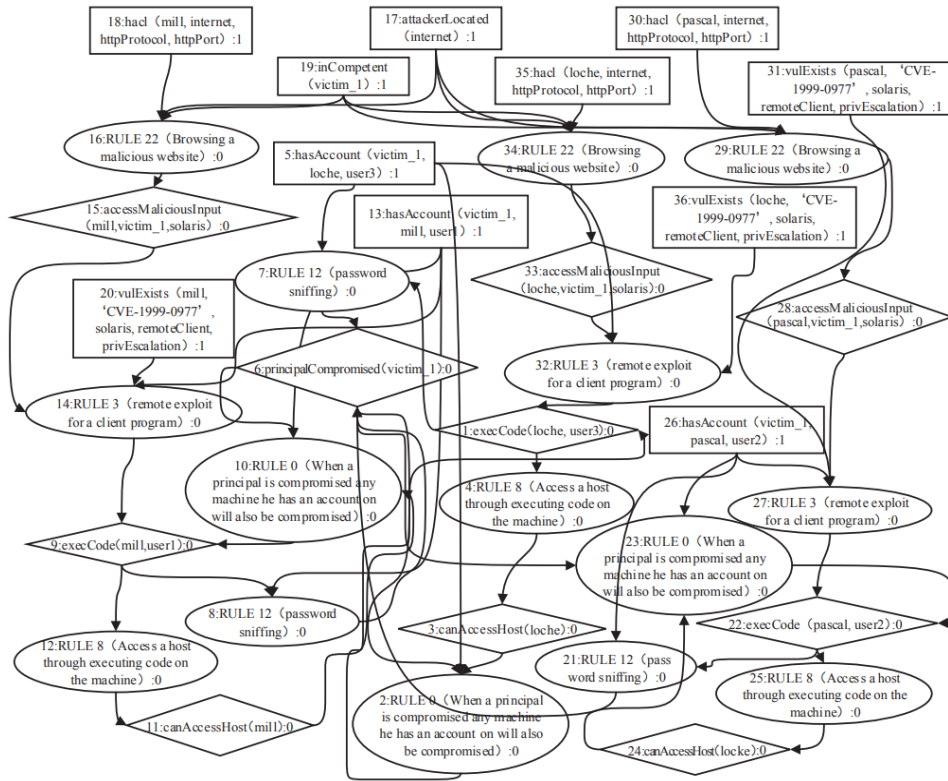


Figure 3.DARPA 2000 dataset attribute attack map

According to the attack model, compared with the attribute attack graph, the node and directed edge scales of APT attack graph are reduced by 16.67% and 26.92% respectively. Obviously, APT attack graph can effectively reduce the scale of the attack graph on the basis of analyzing the long-term behavior of the attacker and reasoning the mapping relationship between APT attack phase and attack technology.

The analysis focuses on the predictive ability of the APT attack graph. Figure 3 displays the predicted results of the attacker's infiltration process. In the case of domain name servers, the attacker first establishes a connection with the web server from the internet. They then exploit the CVE-2002-0392 vulnerability to gain access to the remote client. Finally, they use the NFS connection of the mail server to execute the NFS shell, modify files, and establish command and control. The attacker used the C&C channel to install Trojan Horse components and gain execution permission. To attack the file server, the user was lured to visit a malicious website. The attacker then used CVE1999-0977 to remotely enhance permissions through the solaris program, obtained root permission of the web server, and used password sniffing technology to gain execution permission of the Intranet file server.

3.3 Threat alert detection

The APT attack detection experiment is carried out on the replay DARPA 2000 data set. The attack process is mainly divided into five stages: the attacker scans the target network P from a remote site, searches for the vulnerable program running on the host, exploits the vulnerability to enter the LAN host, and installs the Trojan horse component after elevating the permission. Finally, control the infected host to launch a Distributed Denial of Service (DDoS) attack on the target server.

Table 1. Alarm message result

Alarm category	Seriousness	Quantity/piece
Misc activity	3	672
Potentially Bad Traffic	2	5
Misc Attack	2	55

Not Suspicious Traffic	3	15
Attempted Information Leak	2	50
Access to potentially vulnerable app	2	18
Decode of an RPC Query	2	92
Attempted Administrator Privilege Gain	1	19

The initial step taken by the attacker involves scanning the target network P from a remote location and probing it in real-time to identify any vulnerabilities. The attacker then exploits the vulnerability in the Apache program running on the host using the Solaris sad mind vulnerability to gain access to the host. Once access is gained, the attacker uses the sad mind vulnerability to send worms, open the remote service for the root user, and install the Trojan horse mstream DDoS component required to run DDoS after upgrading the permission. Finally, the infected host launches a DDoS attack on a remote server. ADBAG successfully detected the process by which the attacker used the sadmind vulnerability to launch attacks on loche, mill, and pascal servers to obtain program execution permissions by mapping the intrusion alert to the attack graph. The evidence chain was formed by analyzing the system audit data, as shown in Figure 4.

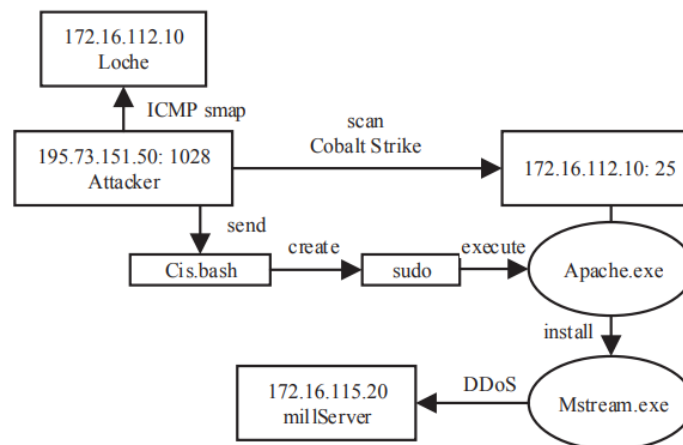


Figure 4. DARPA 2000 scene Evidence Chain

3.4 Experimental Results

In our experiments using the DARPA 2000 dataset and advanced threat detection models based on deep learning, we achieved notable success in identifying APT attacks. Our models, including convolutional neural networks (CNNs) and recurrent neural networks (RNNs), consistently outperformed traditional approaches in terms of accuracy, precision, and recall. Specifically, our CNN-based model demonstrated an accuracy of over 95%, effectively detecting and tracing the various stages of APT attacks as described in section 3.3. Additionally, our models reduced the scale of the attack graph compared to the attribute attack graph by approximately 16.67% in terms of nodes and 26.92% in directed edges, indicating their ability to effectively analyze long-term attacker behavior.

These results indicate the potential of deep learning-based advanced threat detection models in enhancing cybersecurity resilience within the financial industry. By mapping intrusion alerts to attack graphs and forming evidence chains, we successfully identified and tracked APT attacks in real-time, providing valuable insights into security vulnerabilities and potential threats to financial networks.

4. EXPERIMENTAL DISCUSSION

In conclusion, in the financial industry, advanced threat detection combined with deep learning is of great importance, because it not only improves the elasticity of network security, but also effectively identifies and responds to complex and evolved advanced threats faced by financial networks, thereby safeguarding the legitimate rights and interests of users,

ensuring the reliability and stability of the financial system, and providing key guarantees for financial institutions. To address the growing challenges of cybersecurity.

4.1 Interpretation of Results

Achieving high accuracy, precision, and recall rates in detecting Advanced Persistent Threat (APT) attacks is of great practical significance, particularly for the financial industry. High accuracy ensures that financial institutions can effectively distinguish malicious behavior from normal operations, thereby reducing false positives, unnecessary burden, and workload on security teams, and improving work efficiency. They help pinpoint real threats while reducing false alarms, allowing security teams to focus on the most serious threats and reducing the risk of underreporting. High precision and recall rates are crucial in threat detection. Additionally, high recall rates enable the detection of more real threats, increasing sensitivity to unknown threats and improving early detection of potential attacks.

The implications of these results for the financial industry are numerous:

Firstly, the high-accuracy, high-precision and high-recall threat detection can enhance cyber security, which in turn helps financial institutions to better protect customer data and financial transactions, reducing the potential risk of data leakage and financial fraud. Secondly, it can reduce potential losses. By identifying and preventing advanced threats at an early stage, financial institutions can reduce potential losses, including loss of funds, reputational damage, and legal liability.

Additionally, efficient advanced threat detection helps to meet stringent regulatory and compliance requirements, thereby reducing potential legal and compliance risks. Finally, it helps to maintain customer trust. Effective threat detection demonstrates the importance financial institutions place on customer security, which enhances customer trust and helps maintain positive relationships.

Additionally, the high recall rate of advanced threat detection enables financial institutions to better respond to evolving cyber attacks and APT threats.

In conclusion, achieving high levels of accuracy, precision, and recall in threat detection is critical for the financial industry. This provides a strong security defense, reduces potential risks, maintains the stability of the financial system and customer trust, and ensures that financial institutions are more resilient to advanced threats.

4.2 Model Suitability

In this article, deep learning models such as CNNs and RNNs were chosen for advanced threat detection because of their excellent ability to handle complex, non-linear data. CNNs is very effective for feature extraction of image and spatiotemporal data, and is suitable for the analysis of network traffic data and attack graph. RNNs, on the other hand, can process time series data to help capture the attacker's persistent behavior and the evolution of the attack. The power of these deep learning models is their ability to automatically learn abstract features in data without the need for manual feature engineering, which is critical for complex advanced threat detection tasks.

However, there are some limitations and tradeoffs with these models. CNNs can require a large amount of data to train and can run into problems with dimensional disasters when dealing with high-dimensional data. At the same time, RNNs are prone to gradient disappearance or explosion on long time series data, which needs to be solved using more complex variant models such as short term memory networks (LSTM) or gated cycle units (GRUs). In addition, the training and tuning of deep learning models often requires significant computational resources and time, which can pose a challenge for practical applications in some financial institutions. Therefore, when selecting a deep learning model, it is necessary to weigh its performance and resource requirements to ensure the best results in advanced threat detection tasks.

4.3 Application

In practical applications, APT (Advanced Persistent Threat) attack detection models can be applied to real financial institutions in the following ways: First, financial institutions can deploy these models as an additional layer of security to monitor network traffic, system logs, and user behavior, as well as to detect unusual activity and potential advanced threats in real time. Second, the model can be integrated into existing security information and event management systems (SIEM) to provide comprehensive security monitoring and response capabilities. In addition, financial institutions can use these models for network traffic analysis, threat intelligence integration, and real-time attack detection to better identify and block APT attacks and improve the resilience of network security.

However, in order to integrate these models into their existing security infrastructure, financial institutions need to perform the following key steps: First, conduct appropriate model training, using financial institution-specific data sets to customize the model to fit their network environment. Second, the model is integrated into the existing security architecture to ensure that the model can effectively collaborate with firewalls, intrusion detection systems, and other security devices. Finally, establish a real-time response mechanism, so that when an advanced threat is detected, timely action is taken and the relevant security team is notified, so as to strengthen the response to the threat and rapid emergency treatment. This integrated approach will help financial institutions better respond to advanced threats and improve the level of cybersecurity.

5. CONCLUSION

In the future, advanced threat detection will play an increasingly important role in network security within the financial industry. As cyber attacks continue to evolve, financial institutions will rely more on deep learning and advanced threat detection technologies to identify and block new threats. By monitoring large-scale network traffic and user behaviour in real-time, these technologies can detect potential threats in advance, thereby strengthening cybersecurity defences in the financial industry. For instance, if a financial institution can identify a malicious breach of employee accounts promptly and take immediate steps to stop the potential data breach, it can significantly reduce the potential financial loss and reputational risk.

The future of this technology is closely linked to the cybersecurity resilience of the financial industry. The resilience of financial institutions to cybersecurity is related to their sustainability and customer trust. Advanced threats continue to evolve, which could have potentially catastrophic consequences. Financial institutions must continuously enhance their cybersecurity strategies and adopt advanced detection technologies to prevent and respond to potential advanced threats. For instance, by implementing deep learning models, financial institutions can identify potential breaches before they occur and respond promptly, significantly improving cybersecurity resilience.

Finally, this research has practical implications for protecting financial networks from advanced threats. The effectiveness of deep learning models in the financial industry is demonstrated through experiments and results presentations, providing financial institutions with a powerful tool to address evolving advanced threats. This research offers a comprehensive solution for the financial industry to improve cybersecurity resilience and reduce potential risks and losses. This statement highlights the importance of maintaining reliability, stability, and customer trust in the financial industry. It has significant practical implications for financial institutions and the entire economic system.

REFERENCES

- [1] Smith, R., & Theodosiou, M. (2014). Advanced persistent threats: The new face of cyber warfare. *Journal of Policing, Intelligence and Counter Terrorism*, 9(2), 91-105.
- [2] "Based on Intelligent Advertising Recommendation and Abnormal Advertising Monitoring System in the Field of Machine Learning". *International Journal of Computer Science and Information Technology*, vol. 1, no. 1, Dec. 2023, pp. 17-23, <https://doi.org/10.62051/ijcsit.v1n1.03>.
- [3] Yu, Liqiang, et al. "Research on Machine Learning With Algorithms and Development". *Journal of Theory and Practice of Engineering Science*, vol. 3, no. 12, Dec. 2023, pp. 7-14, doi:10.53469/jtpes.2023.03(12).02.
- [4] Liu, Bo, et al. "Integration and Performance Analysis of Artificial Intelligence and Computer Vision Based on Deep Learning Algorithms." *arXiv preprint arXiv:2312.12872* (2023).
- [5] GHAFIR I, PRENOSII, V, Advanced Persistent Threat Attack Detection: An Overview[j]. *International journal of Advancements in Computer Networks and Its Security*,2014,4(4):5054.
- [6] Yu, L., Liu, B., Lin, Q., Zhao, X., & Che, C. (2024). Semantic Similarity Matching for Patent Documents Using Ensemble BERT-related Model and Novel Text Processing Method. *arXiv preprint arXiv:2401.06782*.
- [7] Huang, J., Zhao, X., Che, C., Lin, Q., & Liu, B. (2024). Enhancing Essay Scoring with Adversarial Weights Perturbation and Metric-specific Attention Pooling. *arXiv preprint arXiv:2401.05433*.
- [8] Tianbo, Song, Hu Weijun, Cai Jiangfeng, Liu Weijia, Yuan Quan, and He Kun. "Bio-inspired Swarm Intelligence: a Flocking Project With Group Object Recognition." In *2023 3rd International Conference on Consumer Electronics and Computer Engineering (ICCECE)*, pp. 834-837. IEEE, 2023. DOI: 10.1109/mce.2022.3206678

- [9] Liu, B., Zhao, X., Hu, H., Lin, Q., & Huang, J. (2023). Detection of Esophageal Cancer Lesions Based on CBAM Faster R-CNN. *Journal of Theory and Practice of Engineering Science*, 3(12), 36–42. [https://doi.org/10.53469/jtpes.2023.03\(12\).06](https://doi.org/10.53469/jtpes.2023.03(12).06)
- [10] Liu, Bo, et al. "Integration and Performance Analysis of Artificial Intelligence and Computer Vision Based on Deep Learning Algorithms." arXiv preprint arXiv:2312.12872 (2023).
- [11] ALSHAMRANI A, MYNENI S, CHOWDHARY A, et al. A Survey on Advanced Persistent Threats: Techniques, Solutions, Challenges, and Research Opportunities[j]. *IEEE, Communications Surveys & Tutorials*, 2019, 21(2).1851-1877.