

AQA-Bench: An Interactive Benchmark for Evaluating LLMs’ Sequential Reasoning Ability

Siwei Yang^{*1} Bingchen Zhao^{*2} Cihang Xie¹

Abstract

This paper introduces AQA-Bench, a novel benchmark to assess the sequential reasoning capabilities of large language models (LLMs) in algorithmic contexts, such as depth-first search (DFS). The key feature of our evaluation benchmark lies in its interactive evaluation protocol — for example, in DFS, the availability of each node’s connected edge is contingent upon the model’s traversal to that node, thereby necessitating the LLM’s ability to effectively remember visited nodes and strategize subsequent moves. We comprehensively build AQA-Bench with three different algorithms, namely binary search, depth-first search, and breadth-first search, and to evaluate the sequential reasoning ability of 12 different LLMs. Our investigations reveal several interesting findings: (1) Closed-source models like GPT-4 and Gemini generally show strong sequential reasoning ability, significantly outperforming open-source LLMs. (2) Naively providing interactive examples may inadvertently hurt few-shot performance. (3) A very limited number of predecessor steps following the optimal policy can substantially boost small models’ performance. (4) The scaling correlation between performance and model size is not always significant, sometimes even showcasing an inverse trend. We hope our study can catalyze future work on advancing the understanding and enhancement of LLMs’ capabilities in sequential reasoning. The code is available at <https://github.com/UCSC-VLAA/AQA-Bench>.

1. Introduction

Recent advancements in Large Language Models (LLMs) have led to impressive strides in reasoning across a diverse array of linguistic tasks, as evidenced by a growing body

^{*}Equal contribution ¹UC Santa Cruz ²University of Edinburgh. Correspondence to: Cihang Xie <cixie@ucsc.edu>.

Preprint under review

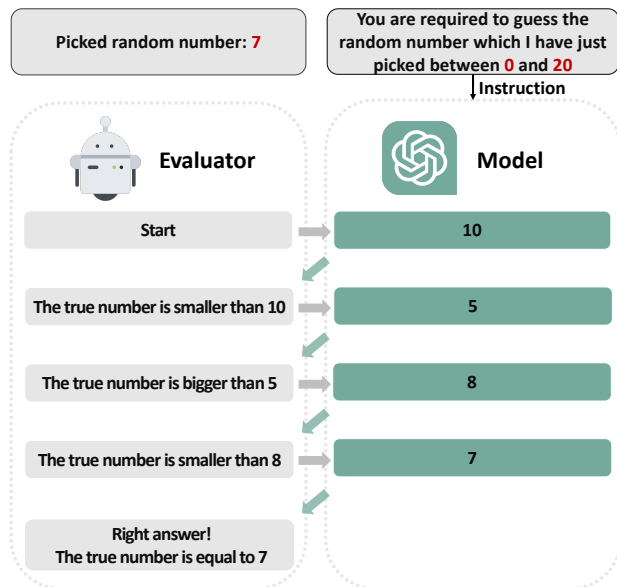


Figure 1. An illustration of AQA-Bench’s evaluation process. After receiving instruction regarding the task goal, the tested model will interact with the evaluator in the form of a Q&A conversation. Metrics measuring the model’s capability of achieving the task goal and following the intended algorithm are calculated based on the interaction process. Note this is not the actual prompt we fed the model; the full prompt is presented in Appendix D.

of research (Wei et al., 2022; Wang et al., 2022; Brown et al., 2020; OpenAI, 2023). The reasoning capabilities of these models have typically been assessed through benchmarks focusing on arithmetic reasoning (Cobbe et al., 2021; Ling et al., 2017), symbolic inference (Suzgun et al., 2022), knowledge (Hendrycks et al., 2020), and science understanding (Hendrycks et al., 2021b). These benchmarks require LLMs to engage in multi-step reasoning, leveraging both the context provided by the question and their internally learned world knowledge (Wei et al., 2022).

Nevertheless, a critical limitation of these existing benchmarks is their reliance on one-off interactions, predominantly in the form of multiple-choice questions or single-response queries. While these metrics offer valuable insights into the LLMs’ reasoning abilities, they fall short in evaluating other crucial aspects of intelligence. Specifically, they

do not assess the models’ capacity for procedural adherence and active memory maintenance, elements vital for more complex, sequential reasoning tasks.

In this work, we aim to bridge this evaluation gap in benchmarks, thereby offering a better understanding and measuring the cognitive capabilities of LLMs in mimicking human-like reasoning processes. To this end, we hereby develop an interactive Q&A benchmark, referred to as AQA-Bench, specifically designed to quantitatively assess LLMs’ proficiency in executing predefined algorithmic procedures. These procedures necessitate basic reasoning over observed data, coupled with the updating of an internal or external state that represents a specific data structure. One such example is solving a maze problem using the depth-first search algorithm — In each interactive instance, the model is provided with only the node ID it occupies and the edges connected to that node, representing the observed data; based on this current information and its visiting history, the model must then determine which edge to follow to progress to the subsequent node. Through this interactive design, our AQA-Bench can effectively gauge the LLMs’ capabilities in algorithmic reasoning

We empirically build AQA-Bench utilizing three algorithms: (1) Binary search, wherein the model’s task is to deduce a number within a specified range, ideally employing the binary search algorithm. (2) Depth-first search (DFS), where the model navigates a graph with the objective of mapping all nodes and edges. (3) Breadth-first search (BFS), similar to DFS, but with an explicit requirement for the model to apply the BFS algorithm instead. The corresponding evaluations reveal four interesting findings:

- The closed-source models like GPT-4 and Gemini strongly dominate all open-source LLMs on sequential reasoning.
- Naively providing interactive examples may inadvertently hurt few-shot performance. This trend is observed even with the advanced GPT-4 and Gemini-Pro in certain AQA-Bench environments.
- Given a few predecessor steps under the optimal policy, the performance of small models can be significantly improved, sometimes even comparable to large models.
- The scaling correlation between performance and model size is not always significant, sometimes even showcasing an inverse trend. This contradicts common assertions in LLM development and points to an oversight of sequential reasoning capabilities in current LLM research.

We hope our AQA-Bench can serve as a useful benchmark for future research focused on evaluating and enhancing the sequential reasoning abilities of LLMs.

2. Evaluation Environments

2.1. Base Environment

We hereby introduce the design of three basic interactive environments. In each environment, instructions about the objective are initially fed to the model via the system prompt, while the information about the current environment is only revealed to the model following its response. Our design makes sure that the key information for making decisions can only be gained by interacting with the environment so that the model can be evaluated based on how it can plan and execute the optimal strategy. Thus, the tested model is forced to perform sequential planning by actively exploring the environment and adjusting its response according to feedback alternately.

Base Env 1: GuessNum. The objective of the GuessNum environment is for the model to accurately predict a number predetermined by the evaluator. During each interaction, the model interacts with the environment by guess a number and receives feedback indicating whether its guessed number is higher or lower than the predetermined number. The optimal strategy in this scenario involves the model implementing a binary search. Consequently, the performance in this environment serves as an indicator of the model’s understanding of the binary search algorithm.

Base Env 2: DFS. In this environment, the model is tasked with navigating a graph using the DFS algorithm. Initially, the model is presented with information about its current node and the edges connected to that node. The model interacts with the environments by decide which edge it will follow, and then the environment will update the model with the information of the newly reached node and its associated edges. The model’s performance is evaluated based on its adherence to the DFS policy. Critical to the evaluation is the ability to comprehend and implement the concept of a *first-in-last-out* stack, along with maintaining a memory of previously visited nodes. The process of the DFS algorithm is described in the instructions to reduce difficulty.

Base Env 3: BFS. This environment closely mirrors the DFS environment in structure but diverges in its core algorithmic requirement, instructing the model to employ the BFS algorithm for graph navigation. This key distinction enables the BFS environment to specifically assess the model’s comprehension of the *first-in-first-out* queue principle, a fundamental aspect of BFS.

2.2. Embodied Environment

We additionally design embodied environments where the information about each base environment is replaced with more real-life background descriptions. These embodied environments can then be used to assess if the model can perform sequential reasoning with irrelevant information,

and if the model can abstract algorithmic problems from real-life situations and find the optimal algorithms.

Embodied Env 1: Coin (GuessNum). The tested model is required to play a hero encountering a witch guarding a chest of gold coins in a hidden temple. To claim the prize, the model needs to guess the number of gold coins with limited chances.

Embodied Env 2: CaveDFS (DFS). Rather than navigating a graph, the model is required to play as an explorer to visit all the caves in an underground cave system in as fewest steps possible. Unlike the DFS environment, the model is not explicitly required to use any algorithm but the objective naturally demands the DFS algorithm.

Embodied Env 3: CaveBFS (BFS). Similar to CaveDFS environment, this environment requests the tested model to traverse an underground cave system as well but as a group. The group can split into smaller groups to visit adjacent caves without backtracing. This environment doesn’t explicitly call for a specific algorithm as well.

3. Evaluation

3.1. Metrics

To holistically assess performance in each environment, we design two specific metrics. The first is the *goal metric*, which evaluates how close is the model’s final output to the ground truth; the second is the *policy metric*, which measures the efficiency of the model’s policy. For the goal metric, we adopt an error-based approach where lower scores are preferable. This design choice enables the goal metric at each intermediate step can be accumulated as the policy metric to measure how fast the model’s output converges to the final objective.

Note that we typically prioritize the goal metric over the policy metric when comparing the performance of two models. This hierarchy in metric evaluation is crucial due to the observed tendency of lower-performing models to prematurely exit the evaluation process. Such early termination is typically a result of generating invalid responses, therefore leading to a lower goal metric score but sometimes a higher policy metric score.

GuessNum (Coin) requires the model to accurately guess the number specified by the evaluator. For the goal metric in this environment, we use the minimal error of the responses from the model to the target number, which is defined as

$$\text{Err}_{\min} = \max_i \frac{|g_i - \hat{g}|}{H - L + 1}, \quad (1)$$

where g_i is the guess model produced in the i -th step of interaction, \hat{g} is the target number, and H and L denote the upper and lower bound of the guessing range.

As for the policy metric, we accumulate the error between each guess and the target number, and define the metric as:

$$\text{Err}_{\text{sum}} = \sum_i \frac{|g_i - \hat{g}|}{H - L + 1}. \quad (2)$$

Given the similar objectives of the **DFS (CaveDFS)** and **BFS (CaveBFS)** environments, we employ a consistent metric to evaluate performance in both. The primary goal in these environments is to achieve full graph traversal. Accordingly, we define the goal metric, denoted as G_{\min} , to measure the extent of node coverage in relation to the total number of nodes in the graph. Let M represent the total number of nodes in the graph, and $\langle a \rangle_i$ denote the set of nodes visited by the model up to the i -th interaction step. The goal metric is then formulated as follows:

$$G_{\min} = 1 - \max_i \frac{|\langle a \rangle_i|}{M} = 1 - \frac{|\langle a \rangle_{-1}|}{M}, \quad (3)$$

where $|\langle a \rangle_{-1}|$ is the number of unique nodes visited by the model by the end of the interaction.

Similarly, we define the policy metric, G_{sum} , as the cumulative gap in graph coverage throughout the interaction:

$$G_{\text{sum}} = \sum_i 1 - \frac{|\langle a \rangle_i|}{M} \quad (4)$$

Furthermore, we introduce the ratio between the number of steps K_{follow} that the model follows the algorithm and the total number of steps the model takes N as a metric to access the efficiency of models’ policy:

$$\text{ACC} = \frac{K_{\text{follow}}}{N} \quad (5)$$

where K_{follow} represents the number of steps in which the model follows the algorithm until its first deviation, and K_{total} is the total number of steps in which the model adheres to the algorithm throughout the interaction.

3.2. In-context Examples

Wei et al. (2022) argue LLM’s strong reasoning abilities are, in part, attributable to their in-context learning abilities. Built upon this insight, we also incorporate it into the design of our benchmark. In Fig. 2, we outline our protocol for testing in-context examples within our benchmark. Specifically, it involves integrating a series of interaction examples into the model’s context. These in-context examples are expected to serve as a foundational reference, aiding the model in comprehending the expected interaction dynamics and decision-making processes in each specific environment.

```

.....
System: You are required to guess a number between 0 and 8.
Q: Start
A: 4
Q: The true number is smaller than 4.
A: 2
Q: The true number is bigger than 2.
A: 3
Q: Right answer. The true number is equal to 3.
A:
Q: Start
A: 4
Q: The true number is bigger than 4.
A: 6
Q: Right answer. The true number is equal to 6.
A:
Q: Start
A: 4
Q: The true number is bigger than 4.
A: ...
.....
    
```

} ICE = 2
} Actual Interaction

Figure 2. In-context example tests, the interactions of the optimal policy and the environment on the other test cases are used as examples, which can provide additional contextual information about the algorithm for in-context learning.

```

You are required to guess a number between 0 and 1024
Q: Start
A: 5
Q: The true number is bigger than 5
A: 20
Q: The true number is bigger than 20
A: ...
    
```

(a) interactions w/o teacher-guiding

```

.....
System: You are required to guess a number between 0 and 8.
Q: Start
A: 5 T: 4
Q: The true number is smaller than 4.
A: 4 T: 2
Q: The true number is bigger than 2.
A: ... T: ...
.....
    
```

(b) interactions w/ teacher-guiding

Figure 3. When teacher-guiding is enabled, the responses are replaced with the optimal ones to ensure no error will accumulate.

3.3. Teacher Guiding

Directly evaluating the model on the interaction will lead to error accumulation. Such errors can result in catastrophic failure, even with strong models, due to the dependency of each step on its predecessors. However, it is also interesting to check whether correct interaction steps may also improve models’ generation. To investigate this issue, we implement a strategy termed *Teacher-Guiding*. This approach involves using the intended algorithm as the optimal policy, tailored for each environment, which acts as a teacher model. The teacher model amends the outputs of the subject model, ensuring that any incorrect decision made at an intermediate step does not adversely impact subsequent interactions. The implementation of this procedure is illustrated in Fig. 3¹.

¹Note that Figs. 2 and 3 are only for demonstration, the actual prompt fed to the model is in the Appendix D.

We specifically designed a metric named *Per-step ACC* for this mode. At the k -th step, the Per-step ACC is

$$PSACC_k = \frac{\mathcal{N}_k}{\hat{\mathcal{N}}_k} \quad (6)$$

where \mathcal{N}_k is the number of test cases in which the model follows the algorithm at the k -th step, and $\hat{\mathcal{N}}_k$ is the number of test cases of which the optimal policy takes at least k steps. Thus, $PSACC^k$ can be roughly viewed as the probability of the model following the algorithm at the k -th step given that the algorithm is followed in all the predecessor steps.

The averaged PSACC across all k_{\max} steps in the optimal policy is used to evaluate models’ overall self-guiding ability

$$PSACC_{\text{avg}} = \frac{\sum_k PSACC_k}{k_{\max}} \quad (7)$$

4. Experiments

We evaluate models on all base and embodied environments. For the GuessNum and Coin environment, we set the target number between 32 and 32800, For the DFS and CaveDFS environment, we set the number of graph nodes to 8. For the BFS and CaveBFS environment, we set the number of graph nodes to 15. The worst-case runtime of the optimal policy for all environments is about 15 steps so we run evaluation with the maximum number of interactions being 20. In addition to this EASY mode, we also develop a HARD mode with a target range of $32 - 3.3 * 10^7$ for GuessNum and Coin, 13 nodes for DFS and CaveDFS, 25 nodes for BFS and CaveBFS. The optimal worst-case runtime is about 25 steps and the maximum number of interaction steps is 30. We report results under the EASY mode by default.

For easier comparison, we divided models into 4 categories according to the number of parameters:

- Small models with $< 10\text{B}$ parameters: Llama-7B-chat (Touvron et al., 2023), Vicuna-7B-v1.5-16K (Chiang et al., 2023), Mistral-7B-Instruct-v0.2 (Jiang et al., 2023), DeepSeek-LLM-7B (Bi et al., 2024) and DeepSeek-MoE-16B (Dai et al., 2024).
- Medium models with $\geq 10\text{B}$ and $< 50\text{B}$ parameters: Llama2-13B-chat, Vicuna-13B-v1.5-16K and Mixtral-8x7B-Instruct-v0.1 (Jiang et al., 2024).
- Large models with $\geq 50\text{B}$ parameters: Llama2-70B-chat and DeepSeek-LLM-67B.
- Closed-source models: GPT-3.5-Turbo, GPT-4-Turbo (OpenAI, 2023), and Gemini-Pro (Team et al., 2023).

For mixture-of-experts models (e.g., DeepSeek-MoE-16B, Mixtral-8x7B-Instruct-v0.1), we only consider the number of activated parameters during inference. All evaluations are run with zero-shot and without teacher-guiding by default.

4.1. Re-productivity and Variance

Although test cases in our AQA-Bench can be generated dynamically, we pre-generated a test set with 400 test cases for each base environment under the EASY mode for simpler re-production. The final scores are averaged among test cases. Given that GuessNum, DFS and BFS each can have at most $32768, 1.18 \times 10^6, 9.17 \times 10^{16}$ test cases, the quantity of our pre-generated test cases is somewhat modest. To verify that evaluation results with this number of test cases are valid and representative of the models’ performance in each environment, we generated another 3 equally sized test sets and evaluated Llama2-7B-Chat and Vicuna-7B-v1.5-16K on all 4 test sets. To quantify the variance of results, we define that

$$\text{Avg} = \frac{\sum \{m_i\}}{|\{m_i\}|} \tag{8}$$

$$\text{Margin}_{\min} = \text{Avg} - \min(\{m_i\}) \tag{9}$$

$$\text{Margin}_{\max} = \max(\{m_i\}) - \text{Avg}, \tag{10}$$

where $\min(\{m_i\})$ is a set of the same metric from different evaluation runs. Margin_{\min} and Margin_{\max} can be viewed as a measurement for variance of evaluation results.

As shown in Tabs. 1 and 2, Margin_{\min} and Margin_{\max} are relatively low compared to metric difference across models, which shows that evaluation results drawn from our pre-generated test set (with only 400 cases) can sufficiently represent the tested models’ performance in environment with this level of complexity. Therefore, we only report results from the first test set rather than from all four test sets in the following context to save computation.

Another factor that may affect our experimental conclusion is the randomness of the model itself. For open-source models and Gemini-Pro, we disable the random sampling in all the experiments. But for GPT models, as they can only be accessed via OpenAI API, we cannot turn off such model randomness. However, as shown in the supplementary Tabs. 8 and 9, the variance observed in GPT models is relatively minor. For the HARD mode, we pre-generated 1500 test cases for each environment of which the variance study can be found in the supplementary Tabs. 10 and 11.

4.2. Main Results

Base environments. We start by investigating models’ algorithmic sequential reasoning abilities by running evaluations in three base environments: GuessNum, DFS, and BFS. These evaluations were conducted naively, without the incorporation of in-context examples or teacher guidance. As shown in Tab. 3, closed-source models like GPTs and Gemini generally exhibit much superior performance compared to all tested open-source models; The only exception is the DFS environment, where open-source models outperform

Table 1. Inter-dataset variance of Llama2-7B-chat and Vicuna-7B-v1.5-16K in base environments. These results are summarized from evaluations on 4 independently generated test sets.

	GuessNum			DFS			BFS		
	Err _{min} ↓	Err _{sum} ↓	ACC ↑	G _{min} ↓	G _{sum} ↓	ACC ↑	G _{min} ↓	G _{sum} ↓	ACC ↑
Llama2-7B-chat									
Avg	0.265	7.895	0.000	0.598	3.588	0.235	0.605	9.531	0.002
Margin _{min}	0.009	0.185	0.000	0.017	0.115	0.016	0.008	0.274	0.001
Margin _{max}	0.006	0.168	0.000	0.020	0.138	0.010	0.007	0.269	0.001
Vicuna-7B-v1.5-16K									
Avg	0.476	9.606	0.000	0.644	5.769	0.151	0.849	10.067	0.029
Margin _{min}	0.017	0.366	0.000	0.009	0.196	0.007	0.010	0.640	0.001
Margin _{max}	0.016	0.341	0.000	0.006	0.181	0.012	0.006	0.324	0.001

Table 2. Inter-dataset variance of Llama2-7B-chat and Vicuna-7B-v1.5-16K in embodied environments. Results are summarized from evaluations on 4 independently generated test sets.

	Coin			CaveDFS			CaveBFS		
	Err _{min} ↓	Err _{sum} ↓	ACC ↑	G _{min} ↓	G _{sum} ↓	ACC ↑	G _{min} ↓	G _{sum} ↓	ACC ↑
Llama2-7B-chat									
Avg	0.079	5.256	0.000	0.488	4.633	0.340	0.757	5.405	0.046
Margin _{min}	0.005	0.238	0.000	0.008	0.060	0.011	0.001	0.206	0.002
Margin _{max}	0.008	0.269	0.000	0.011	0.021	0.010	0.001	0.255	0.001
Vicuna-7B-v1.5-16K									
Avg	1.000	1.000	0.000	0.538	7.684	0.208	0.717	13.914	0.069
Margin _{min}	0.000	0.000	0.000	0.015	0.389	0.007	0.007	0.403	0.004
Margin _{max}	0.000	0.000	0.000	0.013	0.361	0.006	0.009	0.473	0.003

GPT-3.5-Turbo, but still not as good as GPT-4-Turbo and Gemini-Pro. It is particularly worth mentioning that GPT-4-Turbo almost achieves the task goal in all test cases with a substantially low goal metric. These findings reveal a significant gap in sequential reasoning abilities between the open-source models and the closed-sourced GPT-3.5-Turbo, GPT-4-Turbo and Gemini-Pro models.

Next, among open-source models, one interesting observation is that more recently released models (e.g., Mistral, Deepseek-LLM) are arguably better than relatively older ones (e.g., Llama, Vicuna). For example, Mixtral-8x7B-Instruct-v0.1, which is claimed to be better than Llama2-70B-chat, does excel Llama2-70B-chat in GuessNum and BFS but falls short in DFS. As for the DeepSeek-MoE-16B model, which outperforms Llama2-7B-chat on conventional language benchmarks (Bi et al., 2024), underperforms Llama2-7B-chat across all three tested environments.

Lastly, in the more challenging HARD mode, GPT-4-Turbo continues to demonstrate its superior performance, significantly outperforming all other models in terms of capabilities. It is also interesting to note that Mixtral-8x7B-Instruct-v0.1, while still lagging behind Llama2-70B-chat in the DFS environment, surpassed it by an even much larger margin in both the GuessNum and Coin environments. Complete results under the HARD mode with all 12 models can be found in the supplementary Tabs. 14 and 15.

Embodied environments. The findings from the embodied environments, as detailed in Tab. 4, largely mirror the

Table 3. The evaluation results with 3 base environments. For models with high goal metrics (e.g., Err_{min} , G_{min}) indicating weak performance, goal metrics are more informative than policy metrics (e.g., Err_{sum} , G_{sum} , ACC).

Model	GuessNum			DFS			BFS		
	$Err_{min} \downarrow$	$Err_{sum} \downarrow$	$ACC \uparrow$	$G_{min} \downarrow$	$G_{sum} \downarrow$	$ACC \uparrow$	$G_{min} \downarrow$	$G_{sum} \downarrow$	$ACC \uparrow$
Small < 10B									
Llama2-7B-chat	0.26	7.71	0.00	0.58	3.73	0.24	0.60	9.80	0.00
Vicuna-7B-v1.5-16K	0.46	9.24	0.00	0.65	5.79	0.15	0.84	10.29	0.03
Mistral-7B-Instruct-v02	0.06	2.02	0.00	0.49	2.72	0.61	0.24	8.72	0.13
DeepSeek-LLM-7B	0.43	9.24	0.00	0.34	6.59	0.36	0.52	11.20	0.06
DeepSeek-MoE-16B	1.00	1.00	0.00	0.63	4.78	0.07	0.88	8.18	0.02
10B ≤ Medium < 50B									
Llama2-13B-chat	0.01	3.24	0.00	0.34	5.98	0.41	0.65	10.59	0.05
Vicuna-13B-v1.5-16K	0.39	8.31	0.00	0.66	13.23	0.12	0.81	15.61	0.05
Mixtral-8x7B-Instruct-v01	0.00	0.69	0.00	0.47	3.32	0.57	0.14	7.36	0.21
Large ≥ 50B									
Llama2-70B-chat	0.11	2.64	0.00	0.33	4.39	0.44	0.28	10.14	0.06
DeepSeek-LLM-67B	0.12	5.62	0.00	0.40	4.34	0.42	0.45	11.59	0.09
Closed-source									
GPT-3.5-Turbo	0.00	0.51	0.01	0.35	5.21	0.61	0.11	6.68	0.52
GPT-4-Turbo	0.00	0.50	0.46	0.03	3.93	0.94	0.00	6.08	0.38
Gemini-Pro	0.00	0.63	0.00	0.25	3.71	0.76	0.06	7.39	0.17

Table 4. The evaluation results in 3 embodied environments. For models with high goal metrics (e.g., Err_{min} , G_{min}) indicating weak performance, goal metrics are more informative than policy metrics (e.g., Err_{sum} , G_{sum} , ACC).

Model	Coin			CaveDFS			CaveBFS		
	$Err_{min} \downarrow$	$Err_{sum} \downarrow$	$ACC \uparrow$	$G_{min} \downarrow$	$G_{sum} \downarrow$	$ACC \uparrow$	$G_{min} \downarrow$	$G_{sum} \downarrow$	$ACC \uparrow$
Small < 10B									
Llama2-7B-chat	0.07	5.02	0.00	0.50	4.65	0.33	0.76	5.66	0.05
Vicuna-7B-v1.5-16K	1.00	1.00	0.00	0.54	8.04	0.21	0.72	14.39	0.07
Mistral-7B-Instruct-v02	0.07	3.59	0.00	0.49	4.87	0.48	0.27	9.86	0.11
DeepSeek-LLM-7B	0.39	8.82	0.00	0.58	9.08	0.16	0.77	10.67	0.04
DeepSeek-MoE-16B	1.00	1.00	0.00	0.71	2.99	0.11	0.89	2.81	0.01
10B ≤ Medium < 50B									
Llama2-13B-chat	0.19	7.93	0.00	0.38	7.48	0.36	0.55	12.72	0.09
Vicuna-13B-v1.5-16K	1.00	1.00	0.00	0.56	8.18	0.21	0.64	11.28	0.06
Mixtral-8x7B-Instruct-v01	0.00	0.78	0.00	0.32	4.61	0.45	0.15	8.48	0.17
Large ≥ 50B									
Llama2-70B-chat	0.00	0.51	0.00	0.35	4.53	0.44	0.30	10.51	0.03
DeepSeek-LLM-67B	0.36	7.83	0.00	0.28	5.24	0.57	0.38	10.89	0.08
Closed-source									
GPT-3.5-Turbo	0.00	1.00	0.00	0.20	4.87	0.66	0.27	9.49	0.10
GPT-4-Turbo	0.00	0.50	0.50	0.23	3.62	0.74	0.12	8.07	0.16
Gemini-Pro	0.00	0.60	0.00	0.22	5.11	0.70	0.10	7.97	0.16

conclusions drawn from the base environments. Moreover, as shown in Fig. 4, we interestingly note that models tend to perform worse in embodied environments. This performance drop is expected, considering these embodied environments require models to implicitly abstract from the environments and decide the optimal algorithm to execute.

4.3. Effect of In-Context Examples

This section explores the impact of introducing in-context examples on different models. The results, as detailed in the supplementary Tabs. 12 and 13, showcase that most models get significant improvement when provided with in-context examples. For example, initially, in the absence of in-context examples (ICE=0), DeepSeek-MoE-7B is outperformed by Llama2-7B-chat across all six environments; but when presented with more in-context examples, DeepSeek-MoE-7B not only bridges the performance gap but actually surpasses Llama2-7B-chat in effectiveness.

However, the benefit of in-context examples is not universally observed across all models. For instance, the Llama2-13B-chat model exhibits a decline in performance in the DFS environment when presented with seven in-context

Table 5. Goal metrics in all 6 environments under HARD mode.

Model	GuessNum ↓	DFS ↓	BFS ↓	Coin ↓	CaveDFS ↓	CaveBFS ↓
Small < 10B						
Llama2-7B-chat	0.49	0.74	0.76	0.49	0.68	0.83
Vicuna-7B-v1.5-16K	0.24	0.78	0.89	0.49	0.70	0.83
Mistral-7B-Instruct-v02	0.06	0.65	0.46	0.08	0.61	0.49
DeepSeek-LLM-7B	0.49	0.61	0.71	0.49	0.74	0.86
DeepSeek-MoE-16B	1.00	0.78	0.92	1.00	0.86	0.94
10B ≤ Medium < 50B						
Llama2-13B-chat	0.49	0.59	0.76	0.08	0.56	0.68
Vicuna-13B-v1.5-16K	0.49	0.80	0.83	1.00	0.65	0.71
Mixtral-8x7B-Instruct-v01	0.00	0.64	0.32	0.07	0.50	0.30
Large ≥ 50B						
Llama2-70B-chat	0.49	0.48	0.43	0.08	0.49	0.46
DeepSeek-LLM-67B	0.00	0.51	0.67	0.02	0.39	0.56
Closed-source						
GPT-3.5-Turbo	0.00	0.55	0.27	0.37	0.33	0.45
GPT-4-Turbo	0.00	0.08	0.01	0.00	0.33	0.19
Gemini-Pro	0.00	0.33	0.12	0.00	0.35	0.23

examples (ICE=7). To delve deeper into this phenomenon, we analyze the performance variation in relation to the number of in-context examples, as depicted in Fig. 5. Two interesting observations are noted: 1) For GPT models, in-context learning barely had any impact on their performance, even though there is still room for improvement in embodied environments; and 2) An intriguing pattern emerged among the Llama2 models in the Coin environment, where their performance significantly dropped with just one in-context example (ICE=1), but showed gradual improvement as the number of examples increased. Similar trends were observed in recent open-source models, such as Mistral-7B-Instruct-v02 in BFS, DeepSeek-LLM-67B in Coin and closed-source Gemini-Pro in BFS. This contradicts the typical assumption that in-context learning universally enhances LLMs’ performance. We hypothesize that this contradiction may stem from the interactive and multi-round nature of examples in AQA-Bench, as opposed to the single-round format typical in standard Q&A benchmarks. This suggests that more studies about how multi-round examples for interactive tasks should be given to LLMs are required. It is also worth noting that with ICE=7, Gemini-Pro showed comparable or even better performance than GPT-4-Turbo in all environments except CaveDFS.

Lastly, we investigate the influence of instructional differences between the base environments and their embodied variants, particularly in relation to the increasing number of in-context examples. As illustrated in Fig. 5, we observe a notable trend: as the number of in-context examples increases, the disparity in goal metrics between most models across these two types of environments tends to diminish. This suggests that the method of instruction and example provision can substantially reshape model behaviors.

4.4. Failure of Scaling Law

Zero-shot setting. Fig. 4 also provides a comparison among models from the same family. An interesting observation is

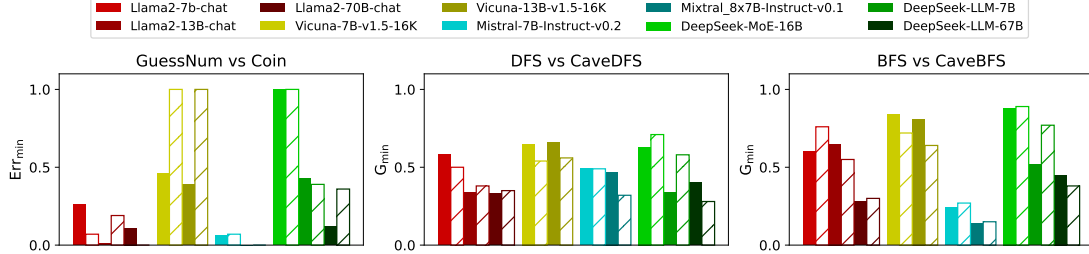


Figure 4. Goal metrics from all 6 environments. Bars that are fully filled represent results from base environments (e.g., GuessNum, DFS, BFS) while bars filled with diagonal lines are from embodied environments (e.g., Coin, CaveDFS, CaveBFS). Models in the same family are represented with the same hue, and larger models correspond to darker colors. Results from GPTs and Gemini-Pro are not shown in this figure for figures being too small to be visible. It should be noted that these metrics are the lower the better.

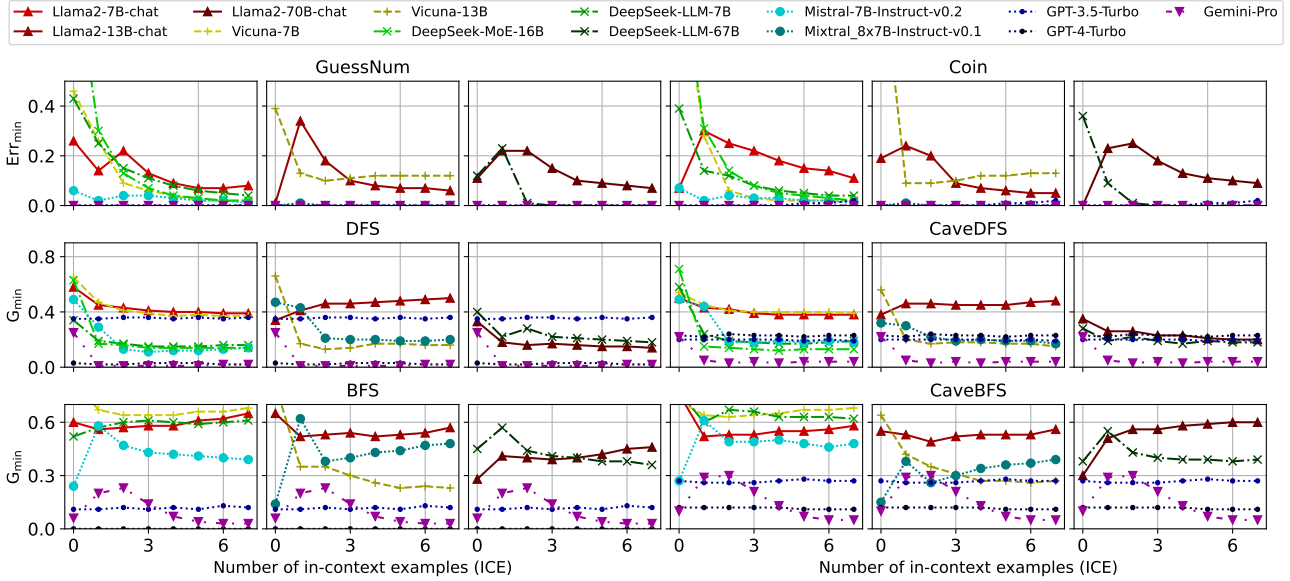


Figure 5. Goal metrics from all 6 environments. It should be noted that these metrics are the lower the better.

Table 6. Goal metrics of results (ICE=7) in all 6 environments.

Model	GuessNum ↓	DFS ↓	BFS ↓	Coin ↓	CaveDFS ↓	CaveBFS ↓
Small < 10B						
Llama2-7B-chat	0.08 (-0.18)	0.39 (-0.19)	0.65 (+0.05)	0.11 (+0.04)	0.38 (-0.12)	0.58 (-0.18)
Vicuna-7B-v1.5-16K	0.02 (-0.44)	0.37 (-0.28)	0.68 (-0.16)	0.02 (-0.98)	0.39 (-0.15)	0.68 (-0.04)
Mistral-7B-Instruct-v0.2	0.01 (-0.05)	0.14 (-0.35)	0.39 (+0.15)	0.01 (-0.06)	0.18 (-0.31)	0.48 (+0.21)
DeepSeek-LLM-7B	0.04 (-0.39)	0.16 (-0.18)	0.61 (+0.09)	0.04 (-0.35)	0.19 (-0.39)	0.62 (-0.15)
DeepSeek-MoE-16B	0.02 (-0.98)	0.14 (-0.49)	0.86 (-0.02)	0.02 (-0.98)	0.13 (-0.58)	0.87 (-0.02)
10B ≤ Medium < 50B						
Llama2-13B-chat	0.06 (+0.05)	0.50 (+0.16)	0.57 (-0.08)	0.05 (-0.14)	0.48 (+0.10)	0.56 (+0.01)
Vicuna-13B-v1.5-16K	0.12 (-0.27)	0.16 (-0.50)	0.23 (-0.58)	0.13 (-0.87)	0.15 (-0.41)	0.27 (-0.37)
Mistral-8x7B-Instruct-v0.1	0.00 (-0.00)	0.20 (-0.27)	0.48 (+0.34)	0.00 (-0.00)	0.17 (-0.15)	0.39 (+0.24)
Large ≥ 50B						
Llama2-70B-chat	0.07 (-0.04)	0.14 (-0.19)	0.46 (+0.18)	0.09 (+0.09)	0.20 (-0.15)	0.60 (+0.30)
DeepSeek-LLM-67B	0.00 (-0.12)	0.18 (-0.22)	0.36 (-0.09)	0.00 (-0.36)	0.18 (-0.10)	0.39 (+0.01)
Closed-source						
GPT-3.5-Turbo	0.00 (-0.00)	0.36 (+0.01)	0.12 (+0.01)	0.02 (+0.02)	0.19 (-0.01)	0.27 (-0.00)
GPT-4-Turbo	0.00 (-0.00)	0.02 (-0.01)	0.00 (-0.00)	0.00 (-0.00)	0.23 (-0.00)	0.11 (-0.01)
Gemini-Pro	0.00 (+0.00)	0.02 (-0.23)	0.03 (-0.03)	0.00 (+0.00)	0.04 (-0.18)	0.05 (-0.05)

that, contrary to the expected improvement with increased model size — a trend typically observed in existing LLM benchmarks — the performance in tasks like GuessNum, DFS, and their embodied variants does not consistently correlate with larger model sizes. Notably, certain models exhibit an inverse scaling effect. For instance, DeepSeek-

LLM-7B surpasses its larger counterpart, DeepSeek-LLM-67B, in the DFS environment. Similarly, Llama-7B-chat outperforms Llama-13B-chat in the Coin environment.

Few-shot setting. The deviation from the scaling law becomes even more pronounced in the few-shot settings, as evidenced in Fig. 5. In these scenarios, medium and large models more frequently experience performance drops compared to smaller models. This pattern suggests that while larger models are often touted by developers for their superior performance across a range of benchmarks, their effectiveness may not uniformly extend to specialized domains such as algorithmic execution and interactive sequential reasoning. In these areas, the challenges are distinct from those encountered in conventional one-round Q&A formats, indicating a need to reconsider the scaling assumptions in LLM development for these specific applications.

4.5. Teacher Guiding

As evidenced in Fig. 6, even Llama2-7B-chat, which is a small model, yielded higher PSACC as the number of

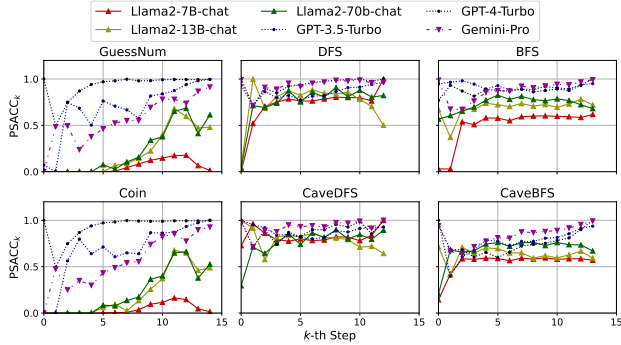


Figure 6. Per-step ACC in all 6 environments.

Table 7. PSACC_{avg} in all 6 environments. All tests are run w/ teacher-guiding.

Model	GuessNum ↑	DFS ↑	BFS ↑	Coin ↑	CaveDFS ↑	CaveBFS ↑
Small < 10B						
Llama2-7B-chat	0.06	0.71	0.50	0.04	0.83	0.54
Vicuna-7B	0.04	0.80	0.57	0.03	0.82	0.61
Mistral-7B-Instruct-v02	0.09	0.77	0.74	0.09	0.75	0.74
DeepSeek-LLM-7B	0.02	0.81	0.60	0.01	0.77	0.60
DeepSeek-MOE-16B	0.04	0.68	0.60	0.05	0.71	0.28
10B ≤ Medium < 50B						
Llama2-13B-chat	0.21	0.74	0.69	0.21	0.79	0.63
Vicuna-13B	0.19	0.77	0.72	0.18	0.82	0.75
Mixtral-8x7B-Instruct-v01	0.44	0.79	0.86	0.45	0.85	0.81
Large ≥ 50B						
Llama2-70B-chat	0.23	0.75	0.73	0.23	0.76	0.68
DeepSeek-LLM-67B	0.35	0.87	0.69	0.41	0.91	0.68
Closed-source						
GPT-3.5-Turbo	0.68	0.86	0.92	0.67	0.89	0.77
GPT-4-Turbo	0.93	0.93	0.88	0.93	0.89	0.75
Gemini-Pro	0.56	0.94	0.88	0.56	0.93	0.84

steps grows, indicating the probability of executing the optimal policy improves over time, especially as correct decisions accumulate, rather than errors. In environments like DFS (CaveDFS) and BFS (CaveBFS), we noted that the differences in PSACC among various Llama2 models diminish when more guidance steps are provided by the teacher model. While larger models still tend to exhibit a higher average PSACC, as shown in Tab. 7, the gap narrows with increased teacher model intervention. However, it is important to note, as depicted in Fig. 6, that PSACC may begin to decline in the later stages of interaction. This decline can be attributed to the escalating complexity of adhering to the optimal policy as the model is required to track and remember previous steps, such as (implicitly) maintaining a queue of nodes in BFS and CaveBFS.

These observations suggest that even a limited series of correct steps can significantly assist models in sequential reasoning tasks. Furthermore, for models possessing a sufficient level of sequential reasoning ability, this process may lead to a form of self-guidance, where the model reinforces its decisions based on prior correct actions.

5. Related Works

Large Language Models model the probability of generating a sequence of text tokens. It is shown that when the number of parameters and pretrained data goes up, the resulting LLMs demonstrate emerging behaviors, *i.e.*, the model is able to perform tasks it cannot when the complexity is below a certain threshold. Although emerging behaviors are still under debate (Schaeffer et al., 2023), the success of GPT models (OpenAI, 2023) has attracted a lot of interest from both academia and industry. Instruction-tuned models (Ouyang et al., 2022) are shown to be more capable of zero-shot question answering and reasoning tasks. It has been discovered that using carefully designed prompts like chain-of-thought (Wei et al., 2022) can substantially enhance the performance of LLMs for multi-step reasoning; there has been a line of works in this direction for understanding and improving the prompting for LLMs (Fu et al., 2022; Zhou et al., 2022; Wang et al., 2022; Kojima et al., 2022). open-source models have also emerged from community efforts, based on the weights released by Meta (Touvron et al., 2023). Instruction-tuned models have shown their effectiveness (Taori et al., 2023), with Vicuna (Chiang et al., 2023) and Mixtral (Jiang et al., 2024) demonstrating close-to-GPT-3.5 performance on human benchmarks.

In our evaluation, we found that despite the impressive chat abilities, there still exists a gap in the algorithmic reasoning abilities between open-source models and close-sourced models, suggesting more effort is needed to develop strong open-source LLMs.

Benchmarking reasoning abilities. The performance of generative models is notoriously difficult to evaluate. To resolve this issue, Vicuna leverages a chatbot arena to let human users evaluate the output of LLMs (Chiang et al., 2023) in a pairwise model comparison fashion. Other than evaluating human preference, benchmarks for evaluating the reasoning abilities of LLMs also exist. For examples, GSM8k (Cobbe et al., 2021) evaluates the reasoning ability of LLMs using a set of grade school math word problems; MMLU (Hendrycks et al., 2020) further covers over 57 subjects and uses multiple-choice questions to evaluate the performance; MATH (Hendrycks et al., 2021b) proposes to evaluate the text generation instead of multiple-choices questions. Other than these one-round question-answering evaluations, multi-step interaction-based evaluation benchmarks also exist. For example, Pan et al. (2023) leverages adventure games to measure the ability of LLMs in social decision-making in an interactive manner; Liu et al. (2023a) uses multi-turn open-ended environments to evaluate LLMs. Another mainstream of evaluation focuses on code generation, including benchmarks like HumanEval (Chen et al., 2021), MBPP (Austin et al., 2021), and APPS (Hendrycks et al., 2021a).

Different from these existing works, our proposed AQA-Bench forms several interactive environments that focus on evaluating the LLMs’ understanding of specific algorithm procedures.

LLM-as-Agent. The study of LLM agents has been a highly active research area since the depute of advanced LLMs like ChatGPT (OpenAI, 2023). Prompting techniques such as Chain-of-thought (Wei et al., 2022) and ReAct (Yao et al., 2023) elicit the reasoning and acting abilities of LLMs to allow them to act as agents. Benchmarks designed based on games (Fan et al., 2022; Gong et al., 2023) have been proposed to evaluate LLMs as agents to plan and act in a complex environment. There also exist benchmarks to measure the ability of LLMs agents to automate complex real-world tasks (Shen et al., 2023; Liu et al., 2023a; Deng et al., 2023). Additionally, interaction between multiple agents has also been explored (Hong et al., 2023; Liu et al., 2023b; Park et al., 2023).

Our benchmark explores LLM-as-Agent from the perspective of whether they are capable of following simple algorithm procedures, aiming to measure their sequential reasoning ability.

6. Conclusion

In this study, we embark on an initial exploration into the realm of evaluating LLMs within interactive environments. These environments necessitate a deep understanding of specific algorithmic procedures by the LLMs, ranging from efficiently guessing a number within minimal steps to strategically searching for unvisited nodes in a graph. Our comprehensive evaluation reveals a notable performance gap between current open-source and closed-sourced models, with the latter showing superior capabilities in these tasks. We expect future efforts to focus on introducing a broader range of interactive environments and developing more effective prompting strategies to better equip LLMs for these benchmarks.

Impact Statement

This study focuses on benchmarking LLMs in interactive environments to understand how well they can understand and follow certain algorithmic procedures. We do not expect our work to pose a potential negative societal impact but rather to provide a new benchmark for improving our understanding of powerful LLMs.

Acknowledgement

This work is partially supported by a gift from Open Philanthropy. We thank the Center for AI Safety, the Microsoft Accelerate Foundation Models Research Program, the Ope-

nAI Researcher Access Program, and the Google Cloud Research Credits Program for supporting our computing needs.

References

- Austin, J., Odena, A., Nye, M., Bosma, M., Michalewski, H., Dohan, D., Jiang, E., Cai, C., Terry, M., Le, Q., et al. Program synthesis with large language models. *arXiv preprint arXiv:2108.07732*, 2021.
- Bi, X., Chen, D., Chen, G., Chen, S., Dai, D., Deng, C., Ding, H., Dong, K., Du, Q., Fu, Z., et al. Deepseek llm: Scaling open-source language models with longtermism. *arXiv preprint arXiv:2401.02954*, 2024.
- Brown, T., Mann, B., Ryder, N., Subbiah, M., Kaplan, J. D., Dhariwal, P., Neelakantan, A., Shyam, P., Sastry, G., Askell, A., et al. Language models are few-shot learners. *Advances in neural information processing systems*, 33: 1877–1901, 2020.
- Chen, M., Tworek, J., Jun, H., Yuan, Q., Pinto, H. P. d. O., Kaplan, J., Edwards, H., Burda, Y., Joseph, N., Brockman, G., et al. Evaluating large language models trained on code. *arXiv preprint arXiv:2107.03374*, 2021.
- Chiang, W.-L., Li, Z., Lin, Z., Sheng, Y., Wu, Z., Zhang, H., Zheng, L., Zhuang, S., Zhuang, Y., Gonzalez, J. E., Stoica, I., and Xing, E. P. Vicuna: An open-source chatbot impressing gpt-4 with 90%* chatgpt quality, March 2023. URL <https://lmsys.org/blog/2023-03-30-vicuna/>.
- Cobbe, K., Kosaraju, V., Bavarian, M., Chen, M., Jun, H., Kaiser, L., Plappert, M., Tworek, J., Hilton, J., Nakano, R., et al. Training verifiers to solve math word problems. *arXiv preprint arXiv:2110.14168*, 2021.
- Dai, D., Deng, C., Zhao, C., Xu, R. X., Gao, H., Chen, D., Li, J., Zeng, W., Yu, X., Wu, Y., Xie, Z., Li, Y. K., Huang, P., Luo, F., Ruan, C., Sui, Z., and Liang, W. Deepseekmoe: Towards ultimate expert specialization in mixture-of-experts language models. *CoRR*, abs/2401.06066, 2024. URL <https://arxiv.org/abs/2401.06066>.
- Deng, X., Gu, Y., Zheng, B., Chen, S., Stevens, S., Wang, B., Sun, H., and Su, Y. Mind2web: Towards a generalist agent for the web. *arXiv preprint arXiv:2306.06070*, 2023.
- Fan, L., Wang, G., Jiang, Y., Mandlekar, A., Yang, Y., Zhu, H., Tang, A., Huang, D.-A., Zhu, Y., and Anandkumar, A. Minedojo: Building open-ended embodied agents with internet-scale knowledge. *Advances in Neural Information Processing Systems*, 2022.

- Fu, Y., Peng, H., Sabharwal, A., Clark, P., and Khot, T. Complexity-based prompting for multi-step reasoning. *arXiv preprint arXiv:2210.00720*, 2022.
- Gong, R., Huang, Q., Ma, X., Vo, H., Durante, Z., Noda, Y., Zheng, Z., Zhu, S.-C., Terzopoulos, D., Fei-Fei, L., et al. Mindagent: Emergent gaming interaction. *arXiv preprint arXiv:2309.09971*, 2023.
- Hendrycks, D., Burns, C., Basart, S., Zou, A., Mazeika, M., Song, D., and Steinhardt, J. Measuring massive multitask language understanding. *arXiv preprint arXiv:2009.03300*, 2020.
- Hendrycks, D., Basart, S., Kadavath, S., Mazeika, M., Arora, A., Guo, E., Burns, C., Puranik, S., He, H., Song, D., and Steinhardt, J. Measuring coding challenge competence with apps. *NeurIPS*, 2021a.
- Hendrycks, D., Burns, C., Kadavath, S., Arora, A., Basart, S., Tang, E., Song, D., and Steinhardt, J. Measuring mathematical problem solving with the math dataset. *arXiv preprint arXiv:2103.03874*, 2021b.
- Hong, S., Zheng, X., Chen, J., Cheng, Y., Wang, J., Zhang, C., Wang, Z., Yau, S. K. S., Lin, Z., Zhou, L., et al. Metagpt: Meta programming for multi-agent collaborative framework. *arXiv preprint arXiv:2308.00352*, 2023.
- Jiang, A. Q., Sablayrolles, A., Mensch, A., Bamford, C., Chaplot, D. S., Casas, D. d. I., Bressand, F., Lengyel, G., Lample, G., Saulnier, L., et al. Mistral 7b. *arXiv preprint arXiv:2310.06825*, 2023.
- Jiang, A. Q., Sablayrolles, A., Roux, A., Mensch, A., Savary, B., Bamford, C., Chaplot, D. S., Casas, D. d. I., Hanna, E. B., Bressand, F., et al. Mixtral of experts. *arXiv preprint arXiv:2401.04088*, 2024.
- Kojima, T., Gu, S. S., Reid, M., Matsuo, Y., and Iwasawa, Y. Large language models are zero-shot reasoners. *arXiv preprint arXiv:2205.11916*, 2022.
- Ling, W., Yogatama, D., Dyer, C., and Blunsom, P. Program induction by rationale generation: Learning to solve and explain algebraic word problems. In *Proceedings of the 55th Annual Meeting of the Association for Computational Linguistics (Volume 1: Long Papers)*. Association for Computational Linguistics, 2017.
- Liu, X., Yu, H., Zhang, H., Xu, Y., Lei, X., Lai, H., Gu, Y., Ding, H., Men, K., Yang, K., Zhang, S., Deng, X., Zeng, A., Du, Z., Zhang, C., Shen, S., Zhang, T., Su, Y., Sun, H., Huang, M., Dong, Y., and Tang, J. Agentbench: Evaluating llms as agents. *arXiv preprint arXiv: 2308.03688*, 2023a.
- Liu, Z., Zhang, Y., Li, P., Liu, Y., and Yang, D. Dynamic llm-agent network: An llm-agent collaboration framework with agent team optimization. *arXiv preprint arXiv:2310.02170*, 2023b.
- OpenAI. Gpt-4 technical report. *arXiv*, 2023.
- Ouyang, L., Wu, J., Jiang, X., Almeida, D., Wainwright, C., Mishkin, P., Zhang, C., Agarwal, S., Slama, K., Ray, A., et al. Training language models to follow instructions with human feedback. *Advances in Neural Information Processing Systems*, 35:27730–27744, 2022.
- Pan, A., Chan, J. S., Zou, A., Li, N., Basart, S., Woodside, T., Zhang, H., Emmons, S., and Hendrycks, D. Do the rewards justify the means? measuring trade-offs between rewards and ethical behavior in the machiavelli benchmark. In *International Conference on Machine Learning*, 2023.
- Park, J. S., O'Brien, J. C., Cai, C. J., Morris, M. R., Liang, P., and Bernstein, M. S. Generative agents: Interactive simulacra of human behavior. In *In the 36th Annual ACM Symposium on User Interface Software and Technology (UIST '23)*, 2023.
- Schaeffer, R., Miranda, B., and Koyejo, S. Are emergent abilities of large language models a mirage? *arXiv preprint arXiv:2304.15004*, 2023.
- Shen, Y., Song, K., Tan, X., Zhang, W., Ren, K., Yuan, S., Lu, W., Li, D., and Zhuang, Y. Taskbench: Benchmarking large language models for task automation. *arXiv preprint arXiv:2311.18760*, 2023.
- Suzgun, M., Scales, N., Schärli, N., Gehrmann, S., Tay, Y., Chung, H. W., Chowdhery, A., Le, Q. V., Chi, E. H., Zhou, D., et al. Challenging big-bench tasks and whether chain-of-thought can solve them. *arXiv preprint arXiv:2210.09261*, 2022.
- Taori, R., Gulrajani, I., Zhang, T., Dubois, Y., Li, X., Guestrin, C., Liang, P., and Hashimoto, T. B. Stanford alpaca: An instruction-following llama model. https://github.com/tatsu-lab/stanford_alpaca, 2023.
- Team, G., Anil, R., Borgeaud, S., Wu, Y., Alayrac, J.-B., Yu, J., Soricut, R., Schalkwyk, J., Dai, A. M., Hauth, A., et al. Gemini: a family of highly capable multimodal models. *arXiv preprint arXiv:2312.11805*, 2023.
- Touvron, H., Lavril, T., Izacard, G., Martinet, X., Lachaux, M.-A., Lacroix, T., Rozière, B., Goyal, N., Hambro, E., Azhar, F., et al. Llama: Open and efficient foundation language models. *arXiv preprint arXiv:2302.13971*, 2023.

Wang, X., Wei, J., Schuurmans, D., Le, Q., Chi, E., and Zhou, D. Self-consistency improves chain of thought reasoning in language models. *arXiv preprint arXiv:2203.11171*, 2022.

Wei, J., Wang, X., Schuurmans, D., Bosma, M., Chi, E., Le, Q., and Zhou, D. Chain of thought prompting elicits reasoning in large language models. *arXiv preprint arXiv:2201.11903*, 2022.

Yao, S., Zhao, J., Yu, D., Du, N., Shafran, I., Narasimhan, K., and Cao, Y. React: Synergizing reasoning and acting in language models. *ICLR*, 2023.

Zhou, D., Schärli, N., Hou, L., Wei, J., Scales, N., Wang, X., Schuurmans, D., Bousquet, O., Le, Q., and Chi, E. Least-to-most prompting enables complex reasoning in large language models. *arXiv preprint arXiv:2205.10625*, 2022.

A. Variance of GPT models

Since the GPT models can only be accessed through the OpenAI API, they inherently cannot be made deterministic. Here we evaluated GPT models on the same dataset for 4 times to limit the source of variance to the GPT models themselves. It is shown in Tabs. 8 and 9 that Margin_{\min} and Margin_{\max} are a lot smaller than metric difference between GPT-3.5-Turbo and GPT-4-Turbo. This demonstrates that 400 test cases are sufficient to alleviate the impact of GPTs’ randomness on the evaluation results. Thus, the experimental results of GPTs we report in the following context are only from a single-time evaluation instead of summary of four different evaluations.

Table 8. Intra-dataset variance of GPT-3.5-Turbo and GPT-4-Turbo in 3 base environments. These results are summarized from results from 4 different test runs on the same test set. All tests are run with ICE=0 and no teacher-guiding.

	GuessNum			DFS			BFS		
	Err _{min} ↓	Err _{sum} ↓	ACC ↑	G _{min} ↓	G _{sum} ↓	ACC ↑	G _{min} ↓	G _{sum} ↓	ACC ↑
GPT-3.5-Turbo									
Avg	0.000	0.513	0.003	0.348	5.142	0.618	0.116	6.773	0.517
Margin _{min}	0.000	0.003	0.002	0.006	0.078	0.006	0.002	0.096	0.004
Margin _{max}	0.000	0.004	0.003	0.003	0.064	0.006	0.002	0.141	0.008
Avg	0.000	0.496	0.493	0.025	3.935	0.935	0.002	6.087	0.383
Margin _{min}	0.000	0.000	0.033	0.004	0.025	0.003	0.000	0.004	0.016
Margin _{max}	0.000	0.000	0.012	0.003	0.016	0.004	0.000	0.005	0.018

Table 9. Intra-dataset variance of GPT-3.5-Turbo and GPT-4-Turbo in 3 embodied environments. These results are summarized from results from 4 different test runs on the same test set. All tests are run with ICE=0 and no teacher-guiding.

	Coin			CaveDFS			CaveBFS		
	Err _{min} ↓	Err _{sum} ↓	ACC ↑	G _{min} ↓	G _{sum} ↓	ACC ↑	G _{min} ↓	G _{sum} ↓	ACC ↑
GPT-3.5-Turbo									
Avg	0.001	1.013	0.000	0.199	4.769	0.669	0.272	9.595	0.100
Margin _{min}	0.001	0.017	-0.000	0.001	0.085	0.010	0.007	0.106	0.002
Margin _{max}	0.001	0.008	0.000	0.002	0.103	0.010	0.005	0.059	0.003
GPT-4-Turbo									
Avg	0.000	0.496	0.506	0.237	3.503	0.755	0.118	8.071	0.161
Margin _{min}	0.000	0.000	0.007	0.007	0.069	0.011	0.003	0.052	0.002
Margin _{max}	0.000	0.000	0.007	0.008	0.117	0.008	0.007	0.059	0.002

B. Variance on HARD mode

This section presents the variance of the models under that HARD testing protocol. Results are in Tabs. 10 and 11. We can see that overall, under the HARD mode, the performance of the models do not show a strong variance.

Table 10. Inter-dataset variance of Llama2-7B-chat and Vicuna-7B-v1.5-16K in base environments under the HARD mode. These results are summarized from evaluations on 4 independently generated test sets.

	GuessNum			DFS			BFS		
	Err _{min} ↓	Err _{sum} ↓	ACC ↑	G _{min} ↓	G _{sum} ↓	ACC ↑	G _{min} ↓	G _{sum} ↓	ACC ↑
Llama2-7B-chat									
Avg	0.498	14.956	0.000	0.735	7.360	0.193	0.761	15.949	0.005
Margin _{min}	0.006	0.187	-0.000	0.004	0.319	0.003	0.003	0.670	0.002
Margin _{max}	0.011	0.332	0.000	0.007	0.397	0.007	0.006	0.390	0.002
Vicuna-7B-v1.5-16K									
Avg	0.476	9.606	0.000	0.644	5.769	0.151	0.849	10.067	0.029
Margin _{min}	0.008	0.012	-0.000	0.002	0.205	0.002	0.002	0.302	0.000
Margin _{max}	0.006	0.022	0.000	0.006	0.119	0.001	0.003	0.479	0.001

Table 11. Inter-dataset variance of Llama2-7B-chat and Vicuna-7B-v1.5-16K in embodied environments under the HARD mode. Results are summarized from evaluations on 4 independently generated test sets.

	Coin			CaveDFS			CaveBFS		
	Err _{min} ↓	Err _{sum} ↓	ACC ↑	G _{min} ↓	G _{sum} ↓	ACC ↑	G _{min} ↓	G _{sum} ↓	ACC ↑
Llama2-7B-chat									
Avg	0.079	5.256	0.000	0.488	4.633	0.340	0.757	5.405	0.046
Margin _{min}	0.005	0.238	0.000	0.008	0.060	0.011	0.001	0.206	0.002
Margin _{max}	0.008	0.269	0.000	0.011	0.021	0.010	0.001	0.255	0.001
Vicuna-7B-v1.5-16K									
Avg	1.000	1.000	0.000	0.538	7.684	0.208	0.717	13.914	0.069
Margin _{min}	0.000	0.000	0.000	0.015	0.389	0.007	0.007	0.403	0.004
Margin _{max}	0.000	0.000	0.000	0.013	0.361	0.006	0.009	0.473	0.003

C. Complete Results

Some tables in the main text above only contain goal metrics for simplicity. Here we present the complete evaluation results with both goal metrics (*e.g.*, Err_{min} , G_{min}) and policy metrics (Err_{sum} , G_{min} , ACC) in Tabs. 12 to 15.

Table 12. The evaluation results (ICE=7) in 3 base environments.

Model	GuessNum			DFS			BFS		
	$Err_{min} \downarrow$	$Err_{sum} \downarrow$	ACC \uparrow	$G_{min} \downarrow$	$G_{sum} \downarrow$	ACC \uparrow	$G_{min} \downarrow$	$G_{sum} \downarrow$	ACC \uparrow
Small < 10B									
Llama2-7B-chat	0.08 (-0.18)	2.32 (-5.39)	0.10 (+0.10)	0.39 (-0.19)	9.04 (+5.31)	0.23 (-0.01)	0.65 (+0.05)	8.28 (-1.52)	0.14 (+0.14)
Vicuna-7B-v1.5-16K	0.02 (-0.44)	1.27 (-7.97)	0.22 (+0.22)	0.37 (-0.28)	8.61 (+2.82)	0.27 (+0.12)	0.68 (-0.16)	13.10 (+2.81)	0.15 (+0.12)
Mistral-7B-Instruct-v02	0.01 (-0.05)	1.07 (-0.95)	0.22 (+0.22)	0.14 (-0.35)	5.74 (+3.02)	0.51 (-0.10)	0.39 (+0.15)	9.87 (+1.15)	0.17 (+0.04)
DeepSeek-LLM-7B	0.04 (-0.39)	1.50 (-7.74)	0.18 (+0.18)	0.16 (-0.18)	6.93 (+0.34)	0.17 (-0.19)	0.61 (+0.09)	11.43 (+0.23)	0.18 (+0.12)
DeepSeek-MoE-16B	0.02 (-0.98)	1.51 (+0.51)	0.21 (+0.21)	0.14 (-0.49)	6.75 (+1.97)	0.30 (+0.23)	0.86 (-0.02)	2.60 (-5.58)	0.10 (+0.08)
10B ≤ Medium < 50B									
Llama2-13B-chat	0.06 (+0.05)	1.89 (-1.35)	0.13 (+0.13)	0.50 (+0.16)	10.75 (+4.77)	0.18 (-0.23)	0.57 (-0.08)	11.48 (+0.89)	0.09 (+0.04)
Vicuna-13B-v1.5-16K	0.12 (-0.27)	5.42 (-2.89)	0.12 (+0.12)	0.16 (-0.50)	5.24 (-7.99)	0.63 (+0.51)	0.23 (-0.58)	8.14 (-7.47)	0.27 (+0.22)
Mixtral-8x7B-Instruct-v01	0.00 (+0.00)	0.56 (-0.13)	0.25 (+0.25)	0.20 (-0.27)	6.46 (+3.14)	0.44 (-0.13)	0.48 (+0.34)	11.34 (+3.98)	0.21 (+0.00)
Large ≥ 50B									
Llama2-70B-chat	0.07 (-0.04)	1.96 (-0.68)	0.13 (+0.13)	0.14 (-0.19)	5.88 (+1.49)	0.46 (+0.02)	0.46 (+0.18)	9.46 (-0.68)	0.11 (+0.05)
DeepSeek-LLM-67B	0.00 (-0.12)	0.58 (-5.04)	0.25 (+0.25)	0.18 (-0.22)	6.79 (+2.45)	0.33 (-0.09)	0.36 (-0.09)	10.40 (-1.19)	0.18 (+0.09)
Closed-source									
GPT-3.5-Turbo	0.00 (-0.00)	0.52 (+0.01)	0.01 (+0.00)	0.36 (+0.01)	5.30 (+0.09)	0.62 (+0.01)	0.12 (+0.01)	6.63 (-0.05)	0.51 (-0.01)
GPT-4-Turbo	0.00 (-0.00)	0.50 (+0.00)	0.47 (+0.01)	0.02 (-0.01)	3.93 (+0.00)	0.94 (+0.00)	0.00 (+0.00)	6.08 (-0.00)	0.40 (+0.02)
Gemini-Pro	0.00 (+0.00)	0.51 (-0.12)	0.43 (+0.43)	0.02 (-0.23)	4.57 (+0.86)	0.68 (-0.08)	0.03 (-0.03)	6.59 (-0.80)	0.36 (+0.19)

Table 13. The evaluation results (ICE=7) in 3 embodied environments.

Model	Coin			CaveDFS			CaveBFS		
	$Err_{min} \downarrow$	$Err_{sum} \downarrow$	ACC \uparrow	$G_{min} \downarrow$	$G_{sum} \downarrow$	ACC \uparrow	$G_{min} \downarrow$	$G_{sum} \downarrow$	ACC \uparrow
Small < 10B									
Llama2-7B-chat	0.11 (+0.04)	2.70 (-2.32)	0.08 (+0.08)	0.38 (-0.12)	8.79 (+4.14)	0.26 (-0.07)	0.58 (-0.18)	11.27 (+5.61)	0.11 (+0.06)
Vicuna-7B-v1.5-16K	0.02 (-0.98)	1.13 (+0.13)	0.22 (+0.22)	0.39 (-0.15)	8.88 (+0.84)	0.25 (+0.04)	0.68 (-0.04)	13.48 (-0.91)	0.14 (+0.07)
Mistral-7B-Instruct-v02	0.01 (-0.06)	1.15 (-2.44)	0.22 (+0.22)	0.18 (-0.31)	6.28 (+1.41)	0.45 (-0.03)	0.48 (+0.21)	10.24 (+0.38)	0.15 (+0.04)
DeepSeek-llm-7B	0.04 (-0.35)	1.53 (-7.29)	0.17 (+0.17)	0.19 (-0.39)	6.80 (-2.28)	0.33 (+0.17)	0.62 (-0.15)	12.06 (+1.39)	0.17 (+0.13)
DeepSeek-moe-16B	0.02 (-0.98)	1.61 (+0.61)	0.21 (+0.21)	0.13 (-0.58)	6.71 (+3.72)	0.34 (+0.23)	0.87 (-0.02)	2.71 (-0.10)	0.08 (+0.07)
10B ≤ Medium < 50B									
Llama2-13B-chat	0.05 (-0.14)	1.98 (-5.95)	0.13 (+0.13)	0.48 (+0.10)	10.50 (+3.02)	0.19 (-0.17)	0.56 (+0.01)	11.65 (-1.07)	0.11 (+0.02)
Vicuna-13B-v1.5-16K	0.13 (-0.87)	5.48 (+4.48)	0.12 (+0.12)	0.15 (-0.41)	5.50 (-2.68)	0.59 (+0.38)	0.27 (-0.37)	8.54 (-2.74)	0.27 (+0.21)
Mixtral-8x7B-Instruct-v01	0.00 (-0.00)	0.64 (-0.14)	0.23 (+0.23)	0.17 (-0.15)	6.27 (+1.66)	0.43 (-0.02)	0.39 (+0.24)	10.40 (+1.92)	0.21 (+0.04)
Large ≥ 50B									
Llama2-70B-chat	0.09 (+0.09)	2.37 (+1.86)	0.12 (+0.12)	0.20 (-0.15)	6.66 (+2.13)	0.42 (-0.02)	0.60 (+0.30)	8.39 (-2.12)	0.08 (+0.05)
DeepSeek-llm-67B	0.00 (-0.36)	0.57 (-7.26)	0.24 (+0.24)	0.18 (-0.10)	6.67 (+1.43)	0.37 (-0.20)	0.39 (+0.01)	10.54 (-0.35)	0.21 (+0.13)
Closed-source									
GPT-3.5-Turbo	0.02 (+0.02)	1.02 (+0.02)	0.00 (+0.00)	0.19 (-0.01)	4.83 (-0.04)	0.66 (+0.00)	0.27 (-0.00)	9.56 (+0.07)	0.10 (+0.00)
GPT-4-Turbo	0.00 (-0.00)	0.50 (-0.00)	0.50 (+0.00)	0.23 (-0.00)	3.49 (-0.13)	0.76 (+0.02)	0.11 (-0.01)	8.07 (-0.00)	0.16 (+0.00)
Gemini-Pro	0.00 (+0.00)	0.51 (-0.09)	0.41 (+0.41)	0.04 (-0.18)	5.17 (+0.06)	0.54 (-0.16)	0.05 (-0.05)	6.79 (-1.18)	0.33 (+0.17)

Table 14. The evaluation results in 3 base environments under the HARD mode.

Model	GuessNum			DFS			BFS		
	Err _{min} ↓	Err _{sum} ↓	ACC ↑	G _{min} ↓	G _{sum} ↓	ACC ↑	G _{min} ↓	G _{sum} ↓	ACC ↑
Small < 10B									
Llama2-7B-chat	0.49	14.77	0.00	0.74	7.24	0.19	0.76	16.34	0.01
Vicuna-7B-v1.5-16K	0.24	14.98	0.00	0.78	10.97	0.10	0.89	17.16	0.02
Mistral-7B-Instruct-v02	0.06	3.43	0.00	0.65	4.11	0.61	0.46	16.29	0.08
DeepSeek-LLM-7B	0.49	6.42	0.00	0.61	16.07	0.18	0.71	19.62	0.04
DeepSeek-MoE-16B	1.00	1.00	0.00	0.78	8.96	0.03	0.92	11.38	0.01
10B ≤ Medium < 50B									
Llama2-13B-chat	0.49	14.77	0.00	0.59	11.21	0.25	0.76	17.27	0.03
Vicuna-13B-v1.5-16K	0.49	14.77	0.00	0.80	20.45	0.07	0.83	24.92	0.03
Mixtral-8x7B-Instruct-v01	0.00	1.46	0.00	0.64	4.69	0.58	0.32	13.49	0.13
Large ≥ 50B									
Llama2-70B-chat	0.49	14.77	0.00	0.48	9.01	0.35	0.43	18.65	0.04
DeepSeek-LLM-67B	0.00	0.70	0.00	0.51	9.48	0.28	0.67	21.98	0.05
Closed-source									
GPT-3.5-Turbo	0.00	0.59	0.00	0.55	8.76	0.51	0.27	13.30	0.29
GPT-4-Turbo	0.00	0.52	0.04	0.08	7.71	0.87	0.01	11.14	0.26
Gemini-Pro	0.00	0.81	0.00	0.33	7.36	0.69	0.12	13.59	0.09

Table 15. The evaluation results in 3 embodied environments under the HARD mode.

Model	Coin			CaveDFS			CaveBFS		
	Err _{min} ↓	Err _{sum} ↓	ACC ↑	G _{min} ↓	G _{sum} ↓	ACC ↑	G _{min} ↓	G _{sum} ↓	ACC ↑
Small < 10B									
Llama2-7B-chat	0.49	14.77	0.00	0.68	9.78	0.19	0.83	12.04	0.04
Vicuna-7B-v1.5-16K	0.49	14.77	0.00	0.70	15.89	0.13	0.83	24.45	0.05
Mistral-7B-Instruct-v02	0.08	5.30	0.00	0.61	6.96	0.50	0.49	18.45	0.07
DeepSeek-LLM-7B	0.49	1.98	0.00	0.74	16.02	0.11	0.86	17.20	0.03
DeepSeek-MOE-16B	1.00	1.00	0.00	0.86	2.74	0.05	0.94	2.65	0.01
10B ≤ Medium < 50B									
Llama2-13B-chat	0.08	10.73	0.00	0.56	13.56	0.28	0.68	22.20	0.06
Vicuna-13B-v1.5-16K	1.00	1.00	0.00	0.65	14.78	0.17	0.71	20.33	0.05
Mixtral-8x7B-Instruct-v01	0.07	2.22	0.00	0.50	8.21	0.38	0.30	15.46	0.09
Large ≥ 50B									
Llama2-70B-chat	0.08	13.72	0.00	0.49	9.35	0.33	0.46	18.94	0.02
DeepSeek-LLM-67B	0.02	2.15	0.00	0.39	10.75	0.40	0.56	20.05	0.06
Closed-source									
GPT-3.5-Turbo	0.37	4.81	0.00	0.33	9.98	0.56	0.45	17.51	0.07
GPT-4-Turbo	0.00	0.52	0.04	0.33	7.04	0.67	0.19	14.67	0.09
Gemini-Pro	0.00	1.08	0.00	0.35	10.00	0.56	0.23	15.28	0.09

D. Prompt Instructions for the Models

In this section, we present the prompts we fed to the models.

D.1. Base Environments

D.1.1. GUESSNUM

You are required to guess the random number which I have just picked between $\{\min\}$ and $\{\max\}$.
I will only tell you whether the true number is bigger or lower than your guess.
Adjust your guess according to my response.
Try as few times as you can. You can only reply with an integer number between $\{\min\}$ and $\{\max\}$.

D.1.2. DFS

You are required to visit all the nodes in an undirected non-cyclic graph.
An undirected non-cyclic graph contains a set of nodes and a set of edges that each connect a pair of nodes.
All edges are undirected so that you can move from one node to the other connected by the edge in either direction.
Every time you visit a node, you will be given the adjacent nodes connected to this node. You can only reply with an integer number indicating which node to be visited next. Do not explain your answer.
Try to traverse the entire graph in as few rounds as possible.
You are currently on the node 0.
You should use depth-first-search algorithm, each time you should select a node you have not moved to.
If all nodes adjacent to the current node have been visited, you should backtrack to the node through which you entered this node for the first time.

D.1.3. BFS

You are required to visit all the nodes in an undirected non-cyclic graph.
An undirected non-cyclic graph contains a set of nodes, and a set of edges that each connects a pair of nodes.
Every time you visit a node, you will be given the adjacent nodes connected to this node. You can only visit nodes that are adjacent to the already visited nodes.
You can only reply with an integer number indicating which node to be visited next. Do not explain your answer.
Try to traverse the entire graph in as few rounds as possible. You are currently on the node 0.
You should use breadth-first-search algorithm. The algorithm works as follows:
1. Initialize a queue data structure and add the starting node to the queue.
2. While the queue is not empty, visit the first node and remove it from the queue.
3. For nodes adjacent to the removed vertex, add the unvisited ones to the queue.
4. Repeat steps 2-3 until the queue is empty.

D.2. Embodied Environments

D.2.1. COIN

You are in a hidden temple where an old witch sits with a chest of gold.
The witch promises to reward you with gold coins, the amount hidden within the chest ranging from $\{\min\}$ and $\{\max\}$.
To claim your prize, you must correctly guess the exact number of gold coins in the chest. After each guess, the witch will hint if the actual amount is higher or lower than your guess.
Use these clues to adjust your guess accordingly. Try as few times as you can. You can only reply with an integer number between $\{\min\}$ and $\{\max\}$.

D.2.2. CAVEDFS

There is an expansive underground cave system in which each cave is uniquely numbered and interconnected by tunnels.
Every time you visit a cave, you will know the adjacent caves directly connected to this one.
You can only reply with an integer number indicating which cave to be visited next. Do not explain your answer.
Your objective is to explore every cave, starting from cave 0.
Try to visit all the caves in as few rounds as possible. You are currently in the cave 0.

D.2.3. CAVEBFS

There is an expansive underground cave system in which each cave is uniquely numbered and interconnected by tunnels.
Every time you and your team visit a cave, you will know the adjacent caves directly connected to this one.
Your team will then split into smaller groups to explore different caves, but groups can only move to caves adjacent to the visited cave.
You can only reply with an integer number indicating which cave to be visited next. Do not explain your answer.
Your objective is to explore every cave, starting from cave 0.
Try to visit all the caves in as few rounds as possible. You and your team are currently in the cave 0.

E. Model Versions

We used the checkpoint '1106' for GPT-3.5 and GPT-4.0. The open-source model and the corresponding commit ID on HuggingFace are listed as below

- **Llama2-7B-chat** c1b0db933684edbf29a06fa47eb19cc48025e93
- **Llama2-13B-chat** c2f3ec81aac798ae26dcc57799a994dfbf521496
- **Llama2-70B-chat** e1ce257bd76895e0864f3b4d6c7ed3c4cdec93e2
- **Vicuna-7B-v1.5-16K** c8df3ca4436a3bce5c4b5877e0117032081852b4
- **Vicuna-13B-v1.5-16K** 17c61f9ca19f5a7a04e96b2cc0d9bcf2920cb8c2
- **Mistral-7B-Instruct-v0.2** b70aa86578567ba3301b21c8a27bea4e8f6d6d61
- **Mixtral-8x7B-Instruct-v0.1** 125c431e2ff41a156b9f9076f744d2f35dd6e67a
- **DeepSeek-LLM-7B** afbda8b347ec881666061fa67447046fc5164ec8
- **DeepSeek-LLM-67B** 79648bef7658bb824e4630740f6e1484c1b0620b
- **DeepSeek-MoE-16B** cc01c87767bd905af4cb364693fd107014694ab9