

General penny graphs are at most $43/18$ -dense

Arsenii Sagdeev*

Abstract

We prove that among n points in the plane in general position, the shortest distance occurs at most $43n/18$ times, improving upon the upper bound of $17n/7$ obtained by G. Tóth in 1997.

1 Introduction

One of the first results that modern students learn in graph theory classes is that the maximum number of edges in a planar graph on $n \geq 3$ vertices is $3n - 6$. Though the proof is completely elementary, even a small modifications of the problem can bring one to the edge of contemporary graph theory. For example, how does this upper bound change if we consider only *matchstick graphs*, that are planar graphs such that all their edges are straight line segments of the same unit length¹? After a recent partial success [17], Lavollée and Swanepoel [18] finally solved this problem by settling a forty-year-old conjecture of Harborth [15].

Theorem 1 ([18]). *The maximum number of edges in a matchstick graph on n vertices is $\lfloor 3n - \sqrt{12n - 3} \rfloor$.*

A *penny graph* is a matchstick graph such that the distance between every two of their vertices is at least 1. In other words, for a set of points in the plane, the edges of a penny graph are exactly the shortest distances between the points. For this special class of matchstick graphs, it is much easier to obtain the upper bound from Theorem 1 as it was notably shown by Harborth himself in 1974, see [14]. Observe that a hexagonal piece of a regular triangular lattice, which is the extremal configuration achieving this upper bound, contains many collinear triples. Brass wondered [8, Section 5.7, Problem 1] how this upper bound would change if we considered only penny graphs with vertices in *general position*, that is without collinear triples. In 1997, G. Tóth [27] managed to prove the following.

Theorem 2 (G. Tóth). *For each $n \in \mathbb{N}$, there exists a penny graph on n vertices in general position that contains $37n/16 - O(\sqrt{n}) = 2.3125n - O(\sqrt{n})$ edges. On the other hand, every penny graph on n vertices in general position has at most $17n/7 < 2.4286n$ edges.*

In this paper, we reduce the gap between these two bounds by improving the upper one. Our main tool here is the *discharging method* that has numerous applications in graph theory [1, 2, 3, 20, 24] the most prominent of which is perhaps the proof of the four color theorem [4].

Theorem 3. *Every penny graph on n vertices in general position has at most $43n/18 < 2.3889n$ edges.*

Let us also mention that various closely related problems were extensively studied during the last few decades, see the papers [5, 7, 11, 12, 13, 19, 21, 22, 23, 25, 28] and the books [8, 16].

Proof outline. In Section 2, we study the local structure that can arise between the vertices of a penny graph in general position and their neighbors. After describing some of these local constraints, we apply the discharging method to show that the number of edges cannot exceed $12n/5 = 2.4n$, which already improves the aforementioned result of G. Tóth. In Section 3, we extend our analysis to the second neighborhood of each vertex to find new local constraints, for one of which, namely for Lemma 12, we can give only a computer assisted proof. Combined with the discharging method, these new constraints would further improve the upper bound and complete the proof of Theorem 3.

*Alfréd Rényi Institute of Mathematics, Budapest, Hungary. Email: sagdeevarsenii@gmail.com.

¹In this paper, we do not distinguish graphs from their drawings for simplicity.

2 Structure of the first neighborhood

Most of the structural properties discussed in this section have already been noted in [27], though not all of them have been explicitly stated. Nevertheless, we present their (short) proofs here for completeness. We begin with some basic properties that trivially hold for all geometric graphs with edges of the same length.

Lemma 1. *Every triangular face is an equilateral triangle; every quadrilateral face is a rhombus.*

Our next basic lemma describes two simple properties valid for all penny graphs. Note that throughout this paper, we measure the angle clockwise. In particular, for all vertices A, B, C , we have $\angle ABC + \angle CBA = 2\pi$.

Lemma 2.

- If ABC is a path, then $\angle ABC \geq \pi/3$. Besides, if $\angle ABC = \pi/3$, then AC is an edge.
- If $ABCD$ is a path, then $\angle ABC + \angle BCD \geq \pi$. Besides, if $\angle ABC + \angle BCD = \pi$, then AD is an edge.

Proof. The first property is immediate from the fact that $|AC| \geq |AB| = |BC|$. To see the second one, observe that if $\angle ABC + \angle BCD = \pi$, then $ABCD$ is a rhombus, and thus $|AD| = |BC|$. However, any rotation of D around C decreasing $\angle BCD$ results in $|AD| < |BC|$ which is not allowed, see Figure 1. \square

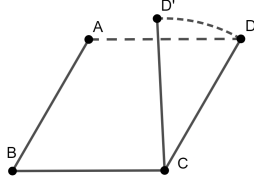


Figure 1: $|AD'| < |BC|$.

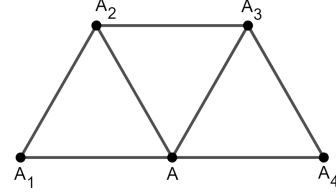


Figure 2: A_1, A , and A_4 are collinear.

Let us proceed with the properties that are specific for penny graphs with vertices in general position.

Lemma 3. *Among three consecutive faces around each vertex, at least one is not a triangle. Therefore, the degree of each vertex is at most 5.*

Proof. Assume the contrary, namely that some vertex A belongs to three consecutive equilateral triangles AA_1A_2 , AA_2A_3 , and AA_3A_4 , see Figure 2. Then the vertices A_1, A, A_4 are collinear, a contradiction. \square

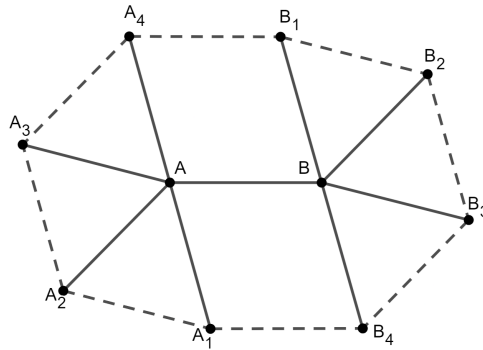


Figure 3: A_1, A , and A_4 are collinear.

Lemma 4. *If two adjacent vertices are both of degree 5, then they have a common neighbor.*

Proof. Assume the contrary, namely that two adjacent vertices A and B of degree 5 do not have a common neighbor. We label their remaining neighbors as A_1, A_2, A_3, A_4 and B_1, B_2, B_3, B_4 , respectively, in clockwise order, see Figure 3. Count the sum of all 10 angles around A and B in two ways. On the one hand, it is clear that the result is 4π . On the other hand, Lemma 2 implies that $\angle A_4AB + \angle ABB_1 \geq \pi$, $\angle A_1AB + \angle ABB_4 \geq \pi$, while each of the 6 remaining angles is at least $\pi/3$. These two quantities coincide if and only if all inequalities turn into equalities. However, A_1, A , and A_4 are collinear in this case, a contradiction. \square

Lemma 5. *Let XYZ be a triangle on vertices of degree 5. Then either some two of them share a common neighbor different from the third vertex, or every two cyclically consecutive of their nine remaining neighbors are adjacent.*

Proof. Suppose that no two vertices of the triangle XYZ share a common neighbor different from the third vertex. Let $X_1, X_2, X_3, Y_1, Y_2, Y_3, Z_1, Z_2, Z_3$ be all their remaining neighbors, respectively, labeled in clockwise order, see Figure 4. We count the sum of all 15 angles around X, Y , and Z in two ways. On the one hand, the result is clearly equal to 6π . On the other hand, Lemma 2 implies that each of the 3 sums $\angle X_3XY + \angle XYY_1$, $\angle Y_3YZ + \angle YZZ_1$, and $\angle Z_3ZX + \angle ZXX_1$ is at least π , while each of the 9 remaining terms is at least $\pi/3$. These two quantities coincide if and only if all inequalities turn into equalities. Therefore, consecutive vertices on the outer cycle of length 9 are indeed adjacent. \square

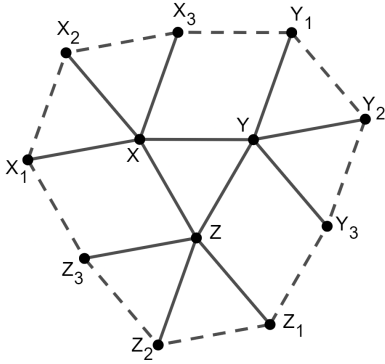


Figure 4: Around a triangle on vertices of degree 5 without common neighbors, there is a Möbius loop.

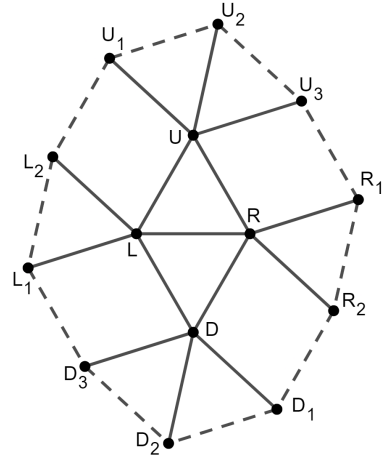


Figure 5: Around each kernel, there is an apricot.

In what follows, we call a configuration in the right side of Figure 4 a *Möbius loop*. Our next lemma is very similar to the previous one, since it also ensures some rigid structure around a group of four vertices, each of degree 5, forming a 4-cycle with one diagonal.

Lemma 6. *Let L, U, R, D be four vertices of degree 5 such that five pairs LU, UR, RD, DL, LR are edges. Then every two cyclically consecutive of their ten remaining neighbors are adjacent.*

Proof. First, observe that the vertices L, U, R, D do not have other common neighbors, since otherwise there would be three consecutive triangular faces around one of these vertices, which contradicts Lemma 3. Let $L_1, L_2, U_1, U_2, U_3, R_1, R_2, D_1, D_2, D_3$ be all their remaining neighbors, respectively, labeled in clockwise order, see Figure 5. We count the sum of all 20 angles around the four given vertices in two ways. On the one hand, the result is clearly equal to 8π . On the other hand, Lemma 2 implies that each of the 4 sums $\angle L_2LU + \angle LUU_1$, $\angle U_3UR + \angle URR_1$, $\angle R_2RD + \angle RDD_1$, $\angle D_3DL + \angle DLL_1$ is at least π , while each of the 12 remaining terms is at least $\pi/3$. These two quantities coincide if and only if all inequalities turn into equalities. Therefore, consecutive vertices on the outer cycle of length 10 are indeed adjacent. \square

In what follows, we call a quadruple L, U, R, D satisfying the condition of Lemma 6 a *kernel*, and the cycle of length 10 around them an *apricot*.

Lemma 7. *For each apricot labeled as in the proof of Lemma 6, the vertices L_2 and U_1 do not share a common neighbor. In particular, at least one of them is of degree less than 5. The same holds for three other symmetric pairs U_3 and R_1 , R_2 and D_1 , D_3 and L_1 as well.*

Proof. Without loss of generality, it is sufficient to prove the statement only for one out of four symmetric pairs. Assume the contrary, namely that the vertices L_2 and U_1 have a common neighbor A . Observe that $\angle AL_2L = \angle DLL_2$, see Figure 6. Hence, the segment AL_2 is parallel to LD . Similarly, L_2L is parallel to DD_1 because $\angle DLL_2 = \angle LDD_1$. Since these four segments are also of the same length, we conclude that the vertices A , L , and D_1 are collinear, a contradiction. Now Lemma 4 implies that either L_2 or U_1 is of degree less than 5. \square

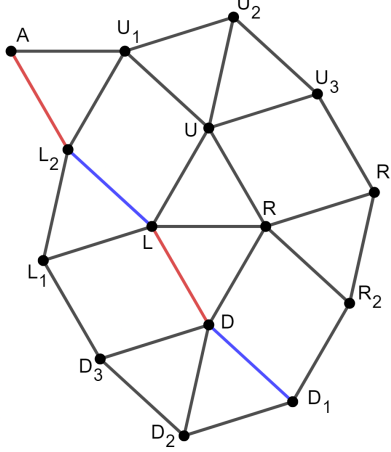


Figure 6: A , L , and D_1 are collinear.

Lemma 8. *For each apricot labeled as in Lemma 6, the vertices $L_1, L_2, U_1, U_3, R_1, R_2, D_1, D_3$ do not belong to a kernel of another apricot². In particular, kernels of distinct apricots are disjoint.*

Proof. Note that each vertex of a kernel has the following property: among any two consecutive adjacent faces, at least one is a triangle, see Figure 5. On the other hand, by Lemma 7, none of the eight vertices in the statement have this property. \square

Lemma 9. *A vertex of degree 5 such that all its neighbors are also of degree 5 belongs to a kernel.*

Proof. Let A_1, A_2, A_3, A_4, A_5 be the neighbors of A , each of degree 5. For all i , A and A_i are adjacent vertices of degree 5. Therefore, Lemma 4 implies that they have a common neighbor, i.e. that A_i is adjacent to A_j for some $j \neq i$. Since five neighbors of A cannot be partitioned into disjoint pairs, some must form a triple, that is A_i is adjacent to A_j , while A_j is adjacent to A_k for some i, j, k . It remains only to note that a quadruple A, A_i, A_j, A_k is a kernel, as desired. \square

To conclude this section, we show that the structural properties mentioned above are already enough to improve the upper bound from Theorem 2.

Theorem 4. *Every penny graph on n vertices in general position with e edges satisfies $e/n \leq 12/5$.*

Proof. We argue by the discharging method. Initially, we place $ch(A) := 5 - \deg(A)$ units of charge onto each vertex A . On the first discharging stage, each vertex A of degree at most 4 gives q units of charge to each of its neighbors of degree 5, where the value of q will be specified later. On the second discharging stage, we redistribute the charges within each kernel evenly. To give a lower bound on the resulting charge $ch'(A)$ of a vertex A at the end of this procedure, let us consider the following three cases separately.

²Note that U_2 and D_2 can belong to a kernel. For instance, U_2 may play the role of D in another apricot.

- If $\deg(A) \leq 4$, then it is easy to see that $ch'(A) \geq ch(A) - \deg(A)q \geq 1 - 4q$.
- If a vertex of degree 5 does not belong to any kernel, then Lemma 9 guarantees that it gets at least q units of charge at the first phase. Moreover, the second phase does not affect its charge at all.
- Lemma 7 implies that each kernel receive at least $4q$ units of charge at the first stage. Since different kernels are disjoint by Lemma 8, we conclude that after the even redistribution at the second phase, each vertex of a kernel has at least q units of charge.

To balance these lower bounds, we pick the value of q such that $1 - 4q = q$, namely $q = 1/5$. This choice yields that $ch'(A) \geq 1/5$ for every vertex A . Now the degree sum formula implies that

$$5n - 2e = \sum_A (5 - \deg(A)) = \sum_A ch(A) = \sum_A ch'(A) \geq \sum_A \frac{1}{5} = \frac{n}{5},$$

which is equivalent to the desired inequality $e/n \leq 12/5$. \square

3 Structure of the second neighborhood: proof of Theorem 3

Let us call a vertex of degree 5 *popular* if at most one of its neighbors is of degree 4, while all the other neighbors are of degree 5, and let us call a vertex *unpopular* otherwise. In other words, we will call a vertex A *unpopular* if either

- $\deg(A) \leq 4$, or
- $\deg(A) = 5$ and at least one of its neighbors is of degree at most 3, or
- $\deg(A) = 5$ and at least two of its neighbors are of degree 4.

The following theorem is our main result about the structure of the second neighborhood.

Theorem 5. *Every vertex of degree 4 in a penny graph with vertices in general position has an unpopular neighbor that does not belong to a kernel.*

Prior to giving the proof, let us show that this result, combined with the discharging argument from the previous section, indeed yields Theorem 3. As earlier, we place $ch(A) := 5 - \deg(A)$ units of charge onto each vertex A . The first discharging stage is a bit different this time: each vertex A of degree at most 4 gives q units of charge to each neighbor B of degree 5 if and only if either B belongs to a kernel, or B does not have another neighbor of degree at most 4 distinct from A ; otherwise A gives $q/2$ units of charge to B . On the second discharging stage, we again redistribute the charges within each kernel evenly. Let us now analyze the resulting charge $ch'(A)$ of a vertex A at the end of this procedure.

- If $\deg(A) \leq 4$, then Theorem 5 guarantees that A cannot give more than $3q + q/2$ units of charge. Hence, $ch'(A) \geq ch(A) - 7q/2 \geq 1 - 7q/2$.
- If a vertex of degree 5 does not belong to a kernel, then Lemma 9 ensures that it has at least one neighbor of degree at most 4. If such a neighbor is unique, then it gives q units of charge to the vertex, while if there are at least 2 such neighbors, then each of them gives $q/2$ units of charge. In any case, the vertex gets at least q units of charge at the first phase, and does not lose anything afterwards.
- As in the previous section, Lemma 7 implies that each kernel receive at least $4q$ units of charge at the first stage. Since different kernels are disjoint by Lemma 8, we conclude that after the even redistribution at the second phase, each vertex of a kernel has at least q units of charge.

To balance these lower bounds, we pick the value of q such that $1 - 7q/2 = q$, namely $q = 2/9$. This choice yields that $ch'(A) \geq 2/9$ for every vertex A . Finally, the degree sum formula implies that

$$5n - 2e = \sum_A (5 - \deg(A)) = \sum_A ch(A) = \sum_A ch'(A) \geq \sum_A \frac{2}{9} = \frac{2}{9}n,$$

i.e. that $e/n \leq 43/18$, and completes the proof of Theorem 3. Thus it remains only to verify the structural property from Theorem 5, to which we devote the rest of this paper.

3.1 Proof of Theorem 5

Throughout this section, let A be a vertex of degree 4 in a penny graph with vertices in general position. Our proof that A has an unpopular neighbor that does not belong to a kernel consists of several special cases the last of which is even computer-assisted. The first and the simplest case is when A belongs to an apricot.

Proposition 1. *If A belongs to an apricot, then A has an unpopular neighbor that does not belong to a kernel.*

Proof. Label the apricot as in Lemma 6. Due to the symmetry of this construction, we can assume without loss of generality that A plays the role of either L_2 , or U_1 , or U_2 , see Figure 5.

In the latter case, note that by Lemma 7, either L_2 or U_1 is of degree less than 5. That is, either U_1 is of degree at most 4 by itself, or it has at least two neighbors of degree at most 4: L_2 and $U_2 = A$. In either event, U_1 is unpopular. Besides that, U_1 does not belong to a kernel by Lemma 8, as desired.

In case $A = L_2$, we apply the same argument to the pair D_3 and L_1 , which yields that L_1 is unpopular and does not belong to a kernel.

The last remaining case $A = U_1$ is trickier. We show that L_2 is always the desired unpopular vertex that does not belong to a kernel. As earlier, if L_1 or L_2 is of degree less than 5, then we are done. So we can assume without loss of generality that $\deg(L_1) = \deg(L_2) = 5$. Apply Lemma 5 to the triangle LL_1L_2 . If there is a Möbius loop around it, then L_2 and U_1 share a common neighbor, which contradicts Lemma 7. So Lemma 5 implies that L_1 and L_2 share a common neighbor different from L that we label as B , see Figure 7. If $\deg(B) = 5$, then L_2, L, L_1, B is a kernel sharing a vertex L with another kernel L, U, R, D , which contradicts Lemma 8, and thus³ $\deg(B) \leq 4$. Hence, L_2 is unpopular, because it has at least two neighbors of degree at most 4: B and $U_1 = A$. \square

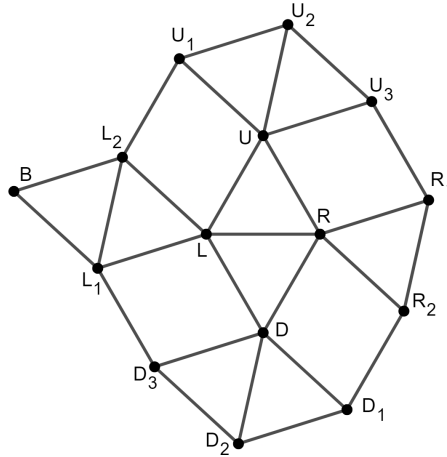


Figure 7: If $\deg(L_1) = \deg(L_2) = \deg(B) = 5$, then L_2, L, L_1, B is a kernel.

So in the rest of this proof, we can assume without loss of generality that A does not belong to an apricot, and thus its neighbors do not belong to a kernel. Then our aim is just to show that A has at least one unpopular neighbor. To this end, let us study the local structure between A and its popular neighbors.

Suppose that B is a popular vertex, and label its neighbors, including A , as C_1, C_2, C_3, C_4, C_5 in clockwise order. Note that if some C_i is not adjacent to any other neighbor of B , then Lemma 4 implies that $\deg(C_i) \leq 4$. Since B is popular, it has at most one such ‘lonely’ neighbor.

If exactly one C_i is ‘lonely’, then it must be A , while four remaining neighbors of B split into two pairs of adjacent vertices, see Figure 8a. In this case, we say that the edge AB is of Type I.

³Note that B was called a ‘special second neighbor of L ’ in [27], where it was also observed that if $\deg(L_1) = \deg(L_2) = 5$, then $\deg(B) \leq 4$.

If every C_i is adjacent to some other neighbor of B , then after a possible cyclic renumbering, we can assume without loss of generality that C_1 is adjacent to C_2 , while both C_3 and C_5 are adjacent to C_4 . If all three vertices C_3 , C_4 and C_5 are of degree 5, then B, C_3, C_4, C_5 is a kernel, which contradicts our assumption that A does not belong to an apricot. Therefore, there are only two different cases up to the symmetry: $A = C_5$, in which we say that the edge AB is of Type II, and $A = C_4$, in which we say that AB is of Type III, see Figures 8b and 8c, respectively.

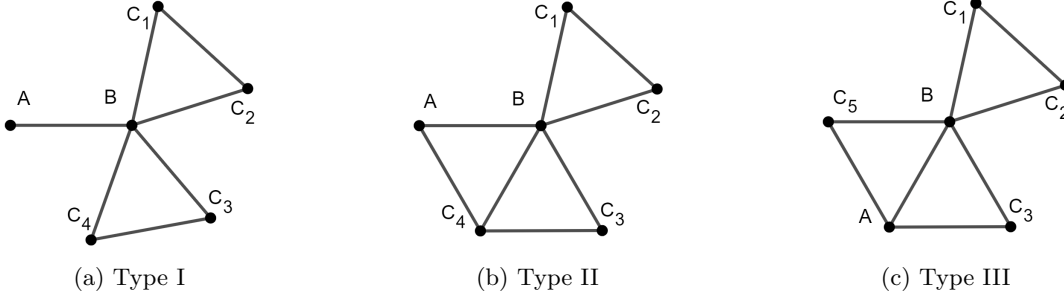


Figure 8: All three possible edge types between a vertex A of degree 4 that does not belong to an apricot and its popular neighbor B .

It is almost trivial to find an unpopular neighbor of A (even two of them) when at least one edge coming from A is of Type III.

Proposition 2. *In the notation of Figure 8c, both C_3 and C_5 are unpopular.*

Proof. The edge AC_3 cannot be of Type I, because A and B are not disjoint. If this edge is of Type II, then B and C_3 share a common neighbor different from A . If AC_3 is of Type III, then A and C_3 share a common neighbor different from B . Both these alternatives lead to three consecutive triangles, which contradicts Lemma 3. Since all three possible types are excluded, we deduce that C_3 must be unpopular. The same argument works for C_5 as well. \square

The other two types of edges require much more work to handle. Note that if the edge AB is of Type II, then A and B share a common neighbor, the vertex C_4 in Figure 8b. Moreover, A and C_4 also share a common neighbor B , and thus the edge AC_4 is not of Type I. Therefore, if each of the four edges of A is either of Type I or of Type II, then the latter ones go in pairs, i.e. there are only three possible cases: all four edges are of Type II, all four edges are of Type I, or two cyclically consecutive edges of each type. In both the second and the third cases, there are two cyclically consecutive edges of Type I. We begin by arguing that this is not possible.




Figure 9: A vertex C inside the convex hull of the path $B_1B_2B_3B_4$.

Lemma 10. *The convex hull of a path $B_1B_2B_3B_4$ does not contain another vertex.*

Proof. Assume the contrary, i.e. that some vertex C belongs to the convex hull. Our goal is to come to a contradiction by showing that the distance $|CB_i|$ is ‘too short’ for some i .

If the clockwise order of the vertices in the convex hull is different from their order in the path, as in Figure 9a, then we can assume without loss of generality that C falls into the triangle $B_1B_2B_3$. In this case, it is easy to see that $|CB_2| < |B_1B_2| = |B_3B_2|$ since the unit circle centered at B_2 is convex, as desired.

Otherwise, note that $\angle B_1CB_2 + \angle B_2CB_3 + \angle B_3CB_4 > \pi$, see Figure 9b, and thus at least one of the terms is greater than $\pi/3$. (Recall that these vertices of a penny graph are in general position, and thus the inequality must indeed be strict). If $\angle B_1CB_2 > \pi/3$, then this angle is not the smallest in the triangle B_1CB_2 and B_1B_2 is not its shortest side, as desired. The other two cases are symmetric. \square

Lemma 11. *A penny graph with vertices in general position cannot contain the configuration depicted in Figure 10a as a subgraph.*

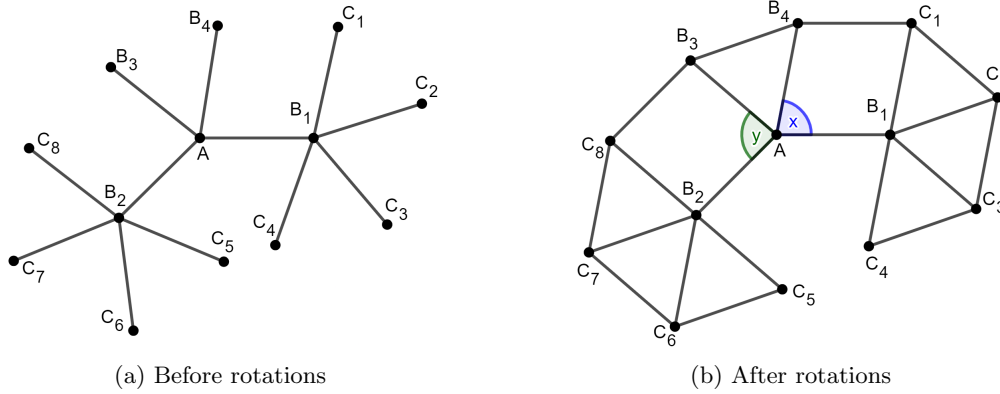


Figure 10: Forbidden 13-point configuration.

Proof. Assume the contrary, namely that it is possible to place 13 points in general position on the plane such that all the edges in Figure 10a are of unit length, while all the other pairwise distances are not shorter. Let us rotate some parts of this configuration to reduce the number of ‘degrees of freedom’ and simplify the further analysis.

First, we rotate C_1 around B_1 towards B_4 until a new edge appears. If this edge is C_1B_4 , then $AB_1C_1B_4$ is a rhombus, and we proceed to the next step. If this edge is AC_1 , then we rotate B_4 around A towards C_1 until $AB_1C_1B_4$ is a rhombus.

Second, for each $i = 2, 3, 4$, we consecutively rotate C_i around B_1 until the edge C_iC_{i-1} appears. Note that the path $C_5B_2AB_1C_4$ is *convex*⁴ by Lemma 10. Therefore, during the whole rotation procedure, C_3 and C_5 lie on the opposite sides of the line B_1C_4 , and thus the distance $|C_4C_5|$ increases.

Third, we repeat the previous two steps for the other half of our construction, that is to the points $B_2, B_3, C_8, C_7, C_6, C_5$ instead of $B_1, B_4, C_1, C_2, C_3, C_4$, respectively.

Finally, we rotate 6 points $B_2, B_3, C_8, C_7, C_6, C_5$ around A towards B_4 with the same angular speed until B_3B_4 is also an edge. As earlier, the path $C_5B_2AB_1C_4$ is convex, and thus during the whole rotation procedure, B_2 and C_4 lie on the opposite sides of the line AC_5 , so the distance $|C_4C_5|$ increases.

This series of rotations transforms our initial configuration in Figure 10a to a much more structured one depicted in Figure 10b increasing the distance $|C_4C_5|$ on the way⁵. If we denote $\angle B_4AB_1$ and $\angle B_2AB_3$ by x and y , respectively, then via a straightforward yet tedious calculation, one can verify that

$$|C_4C_5|^2 = 3 - 2 \sin \left(x + \frac{\pi}{6} \right) - 2 \sin \left(y + \frac{\pi}{6} \right) - 2 \cos \left(x + y + \frac{\pi}{3} \right).$$

Note that $\pi/3 \leq x, y \leq 2\pi/3$, since in each of the two corresponding rhombuses, the shorter diagonal cannot be shorter than the side. If either $x = \pi/3$ or $y = \pi/3$, then it is easy to see that $|C_4C_5|^2 = 1$. Otherwise, if at

⁴That is, these five vertices are in convex position in this particular order.

⁵An anonymous referee noted that the increase of $|C_4C_5|$ is also immediate from Cauchy’s Arm Lemma, see [9, page 228].

least one of the two variables, say x , is strictly larger than $\pi/3$, then

$$\frac{\partial}{\partial y} |C_4 C_5|^2 = 2 \sin \left(x + y + \frac{\pi}{3} \right) - 2 \cos \left(y + \frac{\pi}{6} \right) = -4 \sin \left(\frac{x}{2} - \frac{\pi}{6} \right) \sin \left(y + \frac{x}{2} \right),$$

which is strictly negative on the interval $\pi/3 < y < 2\pi/3$.

As a result, we conclude that before the rotation procedure, the distance $|C_4 C_5|$ could be no less than 1 if and only if our initial configuration coincides with the one in Figure 10b and at least one of the two angles x and y equals $\pi/3$. However, this configuration is definitely not in general position, since, e.g., three points C_1 , B_1 , and C_4 are collinear, a contradiction. \square

Proposition 3. *Two cyclically consecutive edges of A cannot both be of Type I.*

Proof. Assume the contrary, namely that among four neighbors of A , which we label B_1, B_2, B_3 , and B_4 in clockwise order, the first two are popular, and both edges AB_1 and AB_2 are of Type I. Note that B_1 and B_2 have another common neighbor different from A , since otherwise our penny graph contains the configuration depicted in Figure 10a as a subgraph, which contradicts Lemma 11.

Let us label the neighbors of B_1 and B_2 as in Figure 11. Recall that B_1 is popular, and so we can apply Lemma 5 to the triangle $B_1 C_3 C_4$. Since vertices in each of the four pairs A and C_1 , C_2 and C_3 , A and C_4 , B_1 and B_2 are not adjacent, Lemma 5 implies that C_4 and C_3 have a common neighbor different from B_1 , which we denote by D_1 . Similarly, C_4 and C_5 must have a common neighbor D_2 different from B_2 . It remains only to observe that whether $D_1 = D_2$ or not, we get a contradiction with Lemma 3. \square

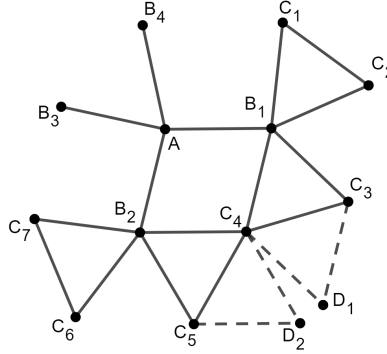


Figure 11: Two consecutive edges of Type I around a vertex A of degree 4 is a forbidden configuration.

Note that the only possibility for A to have four popular neighbors that we have not excluded so far is when all four edges of A are of Type II. To complete the proof of Theorem 5 by excluding this last possibility too, we need the following structural statement. Though it shares many similarities with Lemma 11, the proof is more technical and computer assisted this time.

Lemma 12. *A penny graph with vertices in general position cannot contain the configuration depicted in Figure 12a as a subgraph.*

Proof. As in the proof of Lemma 11, we assume the contrary, namely that it is possible to place 19 points in general position on the plane such that all the edges in Figure 12a are of unit length, while all the other pairwise distances are not shorter. Then we will rotate some parts of this configuration to reduce the number of ‘degrees of freedom’ and simplify the further analysis.

First, for each $i = 3, 2, 1$, we consecutively rotate D_i around C_1 towards the next neighbor of C_1 in clockwise order until an edge between them appears. Note that the path $D_1 C_1 B_1 A B_4$ is convex by Lemma 10. Therefore, during the whole rotation procedure, D_2 and B_4 lie on the opposite sides of the line $C_1 D_1$, and thus the distance $|D_1 B_4|$ increases.

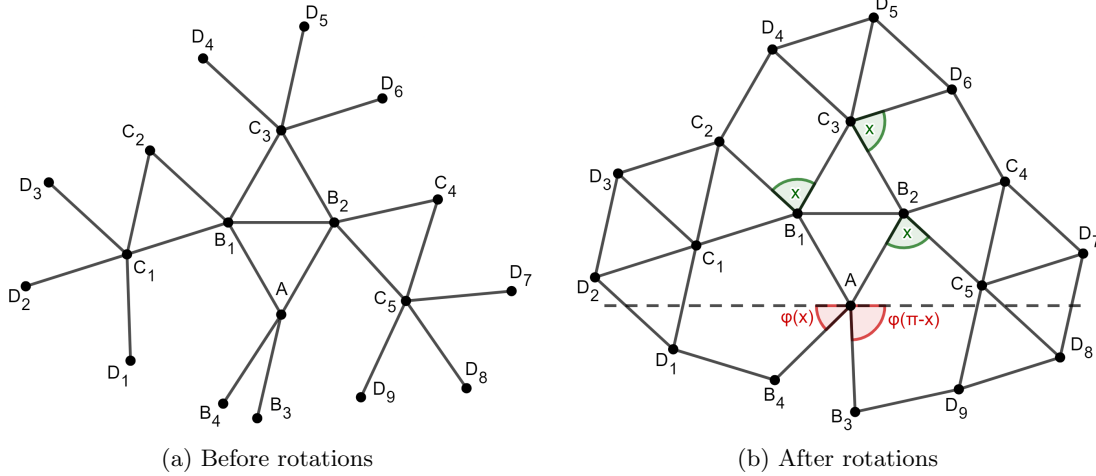


Figure 12: Forbidden 19-point configuration.

Second, we rotate 5 points C_1, C_2, D_1, D_2, D_3 around B_1 towards D_4 with the same angular speed until a new edge appears. If this edge is C_2D_4 , then $B_1C_2D_4C_3$ is a rhombus, and we proceed to the next step. If this edge is C_2C_3 , then we rotate D_4 around C_3 towards C_2 until $B_1C_2D_4C_3$ is a rhombus. As earlier, the path $D_1C_1B_1AB_4$ is convex, and thus during the whole rotation procedure, D_2 and B_4 lie on the opposite sides of the line B_1D_1 , so the distance $|D_1B_4|$ increases.

Third, we repeat the previous two steps for the other half of our construction, that is to the points $B_2, B_3, C_5, C_4, D_9, D_8, D_7, D_6$ instead of $B_1, B_4, C_1, C_2, D_1, D_2, D_3, D_4$, respectively.

Fourth, we rotate D_5 around C_3 towards D_6 until the edge D_5D_6 appears. Then we rotate D_4 around C_3 towards D_5 and 5 points C_1, C_2, D_1, D_2, D_3 around B_1 towards D_4 with the same angular speed preserving all the edges between them until D_4D_5 also becomes an edge. As in the second step, the distance $|D_1B_4|$ increases during the whole rotation procedure.

Fifth, we rotate B_4 around A towards B_1 until a new edge appears. We claim that this edge is D_1B_4 . Indeed, if the edge B_1B_4 appears the first, then the degree of B_1 becomes equal to 6. Therefore, all the angles around B_1 are $\pi/3$, and the edge C_1B_4 between two cyclically consecutive neighbors of B_1 also appears. The same argument applied to C_1 yields that if C_1B_4 is an edge, then D_1B_4 is an edge too. Hence the edge D_1B_4 indeed appears the first, possibly simultaneously with some others. Note that this rotation increases the distance $|B_3B_4|$.

Finally, we repeat the previous step to the other half of our construction, that is we rotate B_3 around A towards B_2 until the edge D_9B_3 appears increasing the distance $|B_3B_4|$.

This series of rotations transforms our initial configuration in Figure 12a to a much more structured one depicted in Figure 12b increasing the distance $|B_3B_4|$ on the way⁶. In addition, we can assume without loss of generality that A is the origin, and the line AC_3 is vertical. Note that in our configuration, there is only one ‘degree of freedom’ left. More formally, the position of each point can be uniquely expressed as a function of one variable: the value x of each of the three equal angles $\angle C_5B_2A = \angle D_6C_3B_2 = \angle C_2B_1C_3$ ranging between $\pi/3$ and $2\pi/3$.

We claim that the angle $\angle B_3AB_4$ equals $\pi/3$ at the endpoints of this range and strictly smaller than $\pi/3$ at all the intermediate points. This claim implies that before the rotation procedure, the distance $|B_3B_4|$ could be no less than 1 if and only if our initial configuration coincides with the one in Figure 12b and x equals either $\pi/3$ or $2\pi/3$. However, this configuration is definitely not in general position, since, e.g., three points D_1, C_1 , and C_2 are collinear, a contradiction.

In the rest of this proof, we provide some technical details to convince most readers that our claim is correct, and to aid the others verify it via computer algebra systems. First, one can check that the horizontal

⁶An anonymous referee noted that the increase of $|B_3B_4|$ is also immediate from Cauchy’s Arm Lemma, see [9, page 228].

and vertical coordinates of D_1 are equal to

$$a(x) := -\frac{1}{2} - \sqrt{3} \sin\left(x + \frac{\pi}{3}\right) \quad \text{and} \quad b(x) := \frac{\sqrt{3}}{2} + \sqrt{3} \cos\left(x + \frac{\pi}{3}\right),$$

respectively. Next, the angle between AB_4 and the negative half of the horizontal axis, see Figure 12b, equals

$$\varphi(x) := \arctan\left(\frac{b(x)}{a(x)}\right) + \arccos\left(\frac{\sqrt{a(x)^2 + b(x)^2}}{2}\right).$$

Similarly, the angle between the positive half of the horizontal axis and AB_3 equals $\varphi(\pi - x)$, and thus

$$\angle B_3AB_4 = \pi - \varphi(\pi - x) - \varphi(x).$$

It is straightforward to check that the latter quantity is equal to $\pi/3$ if x equals either $\pi/3$ or $2\pi/3$. Besides that, the plot of this one-variable function that we drew in Maple2019, see Figure 13, suggests⁷ that $\angle B_3AB_4 < \pi/3$ for all $\pi/3 < x < 2\pi/3$, as desired. \square

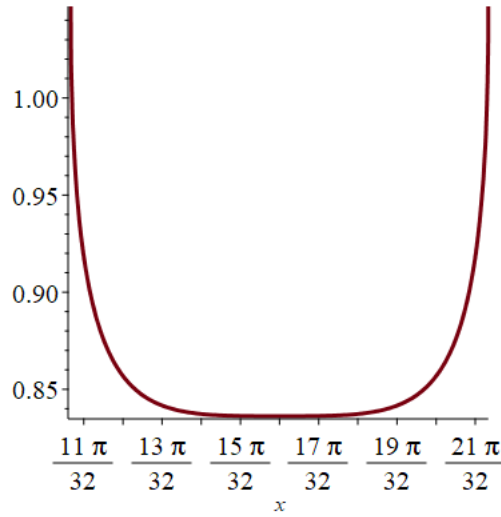


Figure 13: Dependence of $\angle B_3AB_4$ on x .

Proposition 4. *Four edges of A cannot all be of Type II.*

Proof. Our argument is very close to the proof of Proposition 3. As earlier, we assume the contrary, namely that all 4 neighbors of A are popular, and all the edges of A are of Type II. Let us label these neighbors by B_1, B_2, B_3 , and B_4 in clockwise order such that B_1B_2 and B_3B_4 are both edges. If neither B_1 and B_4 , nor B_2 and B_3 have a common neighbor different from A , then our penny graph contains a configuration depicted in Figure 12a as a subgraph, which contradicts Lemma 12. So we can assume without loss of generality that B_2 and B_3 share a common neighbor.

⁷Note that this observation can be made mathematically rigorous in the following routine way that we decided to omit. First, since the derivative of the function tends to $-\infty$ as $x \rightarrow \pi/3$, a rough estimate is enough to show that the derivative is negative for $\pi/3 < x < \pi/3 + \varepsilon$ for a sufficiently small positive ε . Pick a positive δ such that $\angle B_3AB_4 = \pi/3 - \delta$ for $x = \pi/3 + \varepsilon$. Similarly, $\angle B_3AB_4 = \pi/3 - \delta$ for $x = 2\pi/3 - \varepsilon$, and the derivative is positive for $2\pi/3 - \varepsilon < x < 2\pi/3$. Hence, our claim is valid at least on these two short segments. For $\pi/3 + \varepsilon \leq x \leq 2\pi/3 - \varepsilon$, our function is smooth, and so the absolute value of its derivative is bounded by some constant M which can be roughly estimated. Having this estimate, it is sufficient to verify that $\angle B_3AB_4 \leq \pi/3 - \delta$ for roughly M/δ values of x equally distributed between $\pi/3 + \varepsilon$ and $2\pi/3 - \varepsilon$ to conclude that $\angle B_3AB_4 < \pi/3$ for all the intermediate points, as claimed.

Let us label five remaining neighbors of B_2 and B_3 , including a common one, by C_1, C_2, C_3, C_4, C_5 in clockwise order, see Figure 14a. Since B_2 is popular, we can apply Lemma 5 to the triangle $B_2C_2C_3$, which yields that either there is a Möbius loop around it, or C_2 and C_3 share a common neighbor different from B_2 .

In the former case, we label four remaining vertices of the Möbius loop by D_1, D_2, D_3, D_4 in clockwise order, see Figure 14b. Observe that $\angle D_2C_2C_3 = \angle B_3C_3C_2$. Hence, the segment D_2C_2 is parallel to C_3B_3 . Similarly, C_2C_3 is parallel to B_3C_5 because $\angle B_3C_3C_2 = \angle C_3B_3C_5$. Since these four segments are also of the same length, we conclude that the vertices D_2, C_3 , and C_5 are collinear, a contradiction.

Therefore, Lemma 5 implies that C_2 and C_3 have a common neighbor different from B_2 , which we denote by D_1 , see Figure 14c. Similarly, C_3 and C_4 must have a common neighbor D_2 different from B_3 . It remains only to observe that whether $D_1 = D_2$ or not, we get a contradiction with Lemma 3. \square

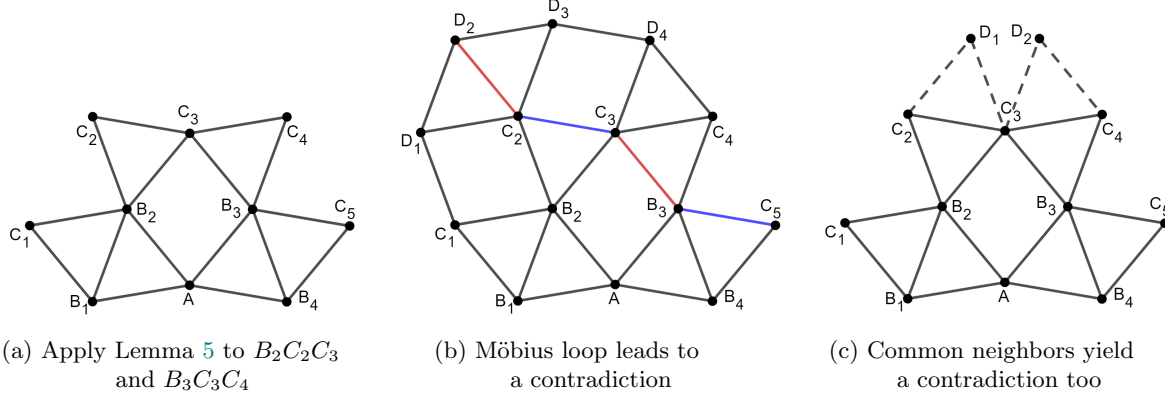


Figure 14: Two pairs of edges of Type II joined by a rhombus is a forbidden configuration.

4 Concluding remarks

Limitations of the method. Note that in the discharging procedure described at the beginning of Section 3, there might be no extra charge left in the second neighborhood of a vertex provided that it has only one unpopular neighbor, which can be the case. A careful analysis of the third neighborhood will probably lead to an improvement of our upper bound. However, rather different ideas may be required to finally get a tight result, which we suspect is much closer to or even coincides with the lower bound from Theorem 2.

Planar generalizations. One can study a variation of this problem, where the strong condition that the vertices are in general position is replaced by a weaker one that no m of them are collinear, $m \geq 3$. If c_m stands for the maximum density of a penny graph satisfying this condition, then it is not hard to show that $c_m < 3$ for all $m \in \mathbb{N}$, and that $c_m \rightarrow 3$ as m grows. However, the exact magnitude of the latter convergence may be not that easy to grasp. Another possible direction here is to replace penny graphs with a different class of geometric graphs whose edges are all of the same length, e.g. with k -planar unit distance graphs, see [12]. Since most of the extremal constructions of these graphs are based on lattices, it is natural to expect that the additional constraint that not too many vertices are collinear will make the problem non-trivial.

Higher dimensions. It is easy to see that among n points in \mathbb{R}^d , the shortest distance occurs at most $k_d n/2$ times, where k_d is the d -dimensional kissing number, see [20] and [26, Section 4]. This upper bound is known to be tight, up to the $o(n)$ -term, only for a few small values of d . In these dimensions, it would be interesting to study how an additional assumption that the points are in general position affects the leading term.

Acknowledgements. Research was supported by ERC Advanced Grant ‘GeoScape’ No. 882971. The author would like to thank an anonymous referee for their helpful suggestions and Géza Tóth, who introduced us to the problem, for his valuable comments and constant attention to our work.

References

- [1] E. Ackerman, *On the maximum number of edges in topological graphs with no four pairwise crossing edges*, Discrete Comput. Geom., **41**, 365–375, 2009.
- [2] E. Ackerman, *On topological graphs with at most four crossings per edge*, Comput. Geom., **85**, 101574, 2019.
- [3] E. Ackerman, G. Tardos, *On the maximum number of edges in quasi-planar graphs*, J. Combin. Theory Ser. A, **114**:3, 563–571, 2007.
- [4] K. Appel, W. Haken, *Every planar map is four colorable. Part I. Discharging*, Ill. J. Math., **21**, 429–490, 1977.
- [5] K. Bezdek, *Contact numbers for congruent sphere packings in Euclidean 3-space*, Discrete Comput. Geom., **48**:2, 298–309, 2012.
- [6] K. Bezdek, M. A. Khan, *Contact numbers for sphere packings*, in: *New Trends in Intuitive Geometry*, 25–47, 2018.
- [7] P. Brass, *The maximum number of second smallest distances in finite planar sets*. Discrete Comput. Geom., **7**, 371–379, 1992.
- [8] P. Brass, W.O.J. Moser, J. Pach, *Research Problems in Discrete Geometry*, Springer-Verlag, New York, 2005.
- [9] P. Cromwell, *Polyhedra*, Cambridge University Press, 1997.
- [10] G. Csizmadia, *The multiplicity of the two smallest distances among points*, Discrete Math., **194**:1–3, 67–86, 1999.
- [11] D. Eppstein, *Edge bounds and degeneracy of triangle-free penny graphs and squaregraphs*, J. Graph Algorithms Appl., **22**:3, 483–499, 2018.
- [12] P. Gehér, G. Tóth, *1-planar unit distance graphs*, preprint arXiv:2310.00940.
- [13] A. Golovanov, *On the maximum size packings of disks with kissing radius 3*, Moscow J. Comb. Number Theory, **11**:3, 263–286, 2022.
- [14] H. Harborth, *Solution to problem 664A*, Elem. Math., **29**, 14–15, 1974.
- [15] H. Harborth, *Match sticks in the plane*, in: *The Lighter Side of Mathematics*, edited by R. K. Guy and R. E. Woodrow, 281–288, Mathematical Association of America, Washington, D.C, 1986.
- [16] S.H. Hong, T. Tokuyama, editors. *Beyond Planar Graphs*, Communications of NII Shonan Meetings, Springer, 2020.
- [17] J. Lavollée, K. Swanepoel, *Bounding the number of edges of matchstick graphs*, SIAM J. Discrete Math., **36**:1, 777–785, 2022.
- [18] J. Lavollée, K. Swanepoel, *A tight bound for the number of edges of matchstick graphs*, Discrete Comput. Geom., 1–15, 2023.
- [19] M. Kaufmann, B. Klemz, K. Knorr, M.M. Reddy, F. Schröder, T. Ueckerdt, *The density formula: One lemma to bound them all*, preprint arXiv:2311.06193.
- [20] S. Kurz, R. Pinchasi, *Regular matchstick graphs*, Amer. Math. Monthly, **118**, 264–267, 2011.
- [21] F. Morić, *Small distances in convex polygons*, Discrete Math., **313**:18, 1767–1782, 2013.
- [22] J. Pach, G. Tóth, *On the independence number of coin graphs*, Geombinatorics, **6**, 30–33, 1996.
- [23] J. Pach, G. Tóth, *Graphs drawn with few crossings per edge*, Combinatorica, **17**:3, 427–439, 1997.
- [24] R. Radoičić, G. Tóth, *The discharging method in combinatorial geometry and the Pach–Sharir conjecture*, in: *Contemporary Mathematics, Proc. Summer Research Conference on Discrete and Computational Geometry*, edited by J.E. Goodman, J. Pach, J. Pollack, **453**, 319–342, AMS, 2008.
- [25] K.J. Swanepoel, *Independence numbers of planar contact graphs*, Discrete Comput. Geom., **28**, 649–670, 2002.
- [26] K.J. Swanepoel, *Combinatorial distance geometry in normed spaces*, in: *New Trends in Intuitive Geometry*, 407–458, 2018.
- [27] G. Tóth, *The shortest distance among points in general position*, Comput. Geom., **8**:1, 33–38, 1997.
- [28] K. Vesztegombi, *On large distances in planar sets*, Discrete Math., **67**:2, 191–198, 1987.