

HyCubE: Efficient Knowledge Hypergraph 3D Circular Convolutional Embedding

Zhao Li, Xin Wang, *Member, IEEE*, Jun Zhao, Wenbin Guo, Jianxin Li, *Senior Member, IEEE*

Abstract—Knowledge hypergraph embedding models are usually computationally expensive due to the inherent complex semantic information. However, existing works mainly focus on improving the effectiveness of knowledge hypergraph embedding, making the model architecture more complex and redundant. It is desirable and challenging for knowledge hypergraph embedding to reach a trade-off between model effectiveness and efficiency. In this paper, we propose an end-to-end efficient n -ary knowledge hypergraph embedding model, HyCubE, which designs a novel *3D circular convolutional neural network* and the *alternate mask stack* strategy to enhance the interaction and extraction of feature information comprehensively. Furthermore, our proposed model achieves a better trade-off between effectiveness and efficiency by adaptively adjusting the 3D circular convolutional layer structure to handle different *arity* knowledge hypergraphs with fewer parameters. In addition, we use 1-N multilinear scoring based on the entity mask mechanism to further accelerate the model training efficiency. Finally, extensive experimental results on all datasets demonstrate that our proposed model consistently outperforms state-of-the-art baselines, with an average improvement of 7.30%-9.53% and a maximum improvement of 33.82% across all metrics. Meanwhile, HyCubE is 4.12x faster, GPU memory usage is 52.19% lower, and the number of parameters is reduced by 85.21% compared with the average metric of the latest state-of-the-art baselines.

Index Terms—Knowledge Hypergraph, Knowledge Embedding, 3D Circular Convolution, Knowledge Graph

1 INTRODUCTION

TRADITIONAL binary relational knowledge graphs describe real-world facts in a triple form $r(h, t)$, where r is the binary relation, h and t are the head and tail entities, respectively. However, recent studies find that considerable knowledge is beyond triple representation, e.g., in the Freebase knowledge base, more than one-third of entities are involved in non-binary relations [1], and about 61% of relations are beyond binary [2]. These results demonstrate that n -ary relational knowledge hypergraphs are ubiquitous in the real world. Moreover, n -ary relational knowledge hypergraphs can describe the relationships between $n \geq 2$ entities and contain more complex semantic knowledge, which is impossible with simple binary relational knowledge graphs. For example, the physicist *Albert Einstein* had both *American* and *Swiss* citizenship. As shown in Fig. 1, the binary relation triple cannot express this fact, but the knowledge hypergraph can be defined intuitively and clearly as $\text{Citizenship}(\text{Einstein}, \text{American}, \text{Swiss})$.

New challenge. Knowledge hypergraphs suffer from the same incompleteness issue as binary relational knowledge bases, which can be alleviated through link prediction (also

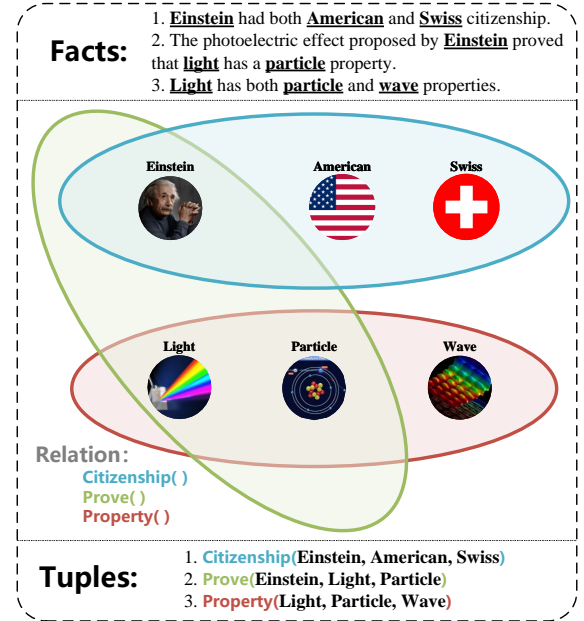


Fig. 1: Examples of real-world knowledge hypergraphs.

- Zhao Li, Xin Wang, and Wenbin Guo are with the College of Intelligence and Computing, Tianjin University, Tianjin 300354, China, and also with the Tianjin Key Laboratory of Cognitive Computing and Application, Tianjin 300354, China. E-mail: {lizh, wangx, Wenff}@tju.edu.cn
- Jun Zhao is with the School of Economics and Management, Ningxia University, Yinchuan 750021, China. E-mail: tzhaoj@nxu.edu.cn
- Jianxin Li is with the School of Information Technology, Deakin University, Geelong, VIC 3221, Australia. E-mail: jianxin.li@deakin.edu.au

Manuscript received ***, 2024.

This work is supported by the National Science and Technology Major Project of China (2020AAA0108504), the Key Research and Development Program of Ningxia Hui Autonomous Region (2023BEG02067), and the Australian Research Council Linkage Project (LP180100750).

(Corresponding author: Xin Wang.)

known as knowledge completion) [3]. In recent years, knowledge embedding is an effective link prediction paradigm that has received extensive attention from academia and industry [4]. Compared with binary relational knowledge graph embedding methods, n -ary knowledge hypergraph embedding methods have significantly higher computational costs and memory usage due to more complex inherent semantic information, resulting in lower model training efficiency [5]. However, previous knowledge hypergraph

embedding models have generally focused on improving effectiveness so that model architectures have been designed to be increasingly complex and redundant. Importantly, in n -ary knowledge hypergraph embeddings with complex semantics and knowledge, model efficiency is a condition that must be constrained, and it is a challenging dilemma to trade off model effectiveness and efficiency.

Comparison of solutions. Knowledge hypergraphs have more complex n -ary semantic structures than traditional binary relational knowledge graphs [6]. Because of the powerful nonlinear complex semantic modeling capability of neural networks [7], convolutional neural networks (CNN) are gradually becoming the most popular model architecture for n -ary knowledge hypergraph embedding. Furthermore, previous works have shown the inadequate ability of the Transformer architecture to capture the semantic structure information of the knowledge graphs [8] [9]. The recent knowledge hypergraph embedding model, RD-MPNN [10], conducted an ablation study on the architecture of message-passing neural networks using CNN and Transformer as decoders, respectively, and the results showed better effectiveness of the CNN decoder (about 8% average improvement). Consequently, the advanced natural language processing Transformer architecture is not competitive in n -ary knowledge hypergraph embeddings. In addition, existing works on binary relational knowledge graph embedding have shown that CNN architecture can achieve comparable model effectiveness to Transformer architecture with fewer parameters [11] [12]. These researches show that CNN architecture also has the advantage of model efficiency for knowledge embedding. Based on the analysis of previous works, the knowledge hypergraph embedding architecture using CNN is undoubtedly superior to Transformer regarding the trade-off between model effectiveness and efficiency.

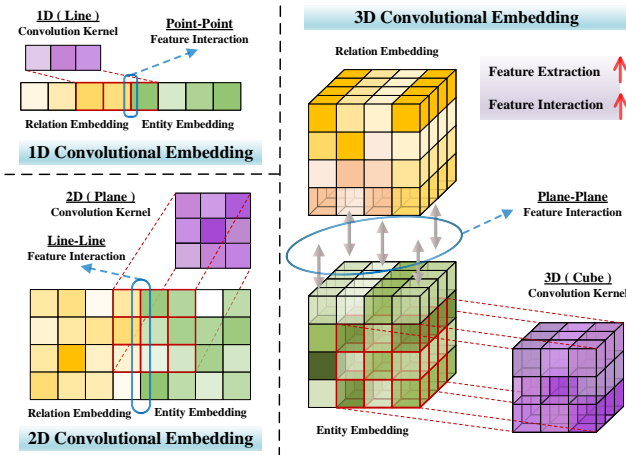


Fig. 2: The 3D convolutional embedding vs. the traditional 1D/2D convolutional embedding.

Our idea. Enhancing the feature interaction and extraction capabilities of convolutional neural networks is the key to improving the effectiveness of convolutional embedding models [13] [14] [15]. As shown in Fig. 2, 3D convolutional embedding has significant feature interaction and extraction advantages over traditional 1D/2D convolutional embedding. Compared with the local interaction of 1D convolution

and 2D convolution, 3D convolution can realize the global interactions of relation and entity embeddings. Additionally, since relations in knowledge tuples are associated with multiple entities in tight coupling, the 3D convolution kernel that extracts features in cube form has a natural advantage in n -ary knowledge hypergraph embedding. To our knowledge, HyConvE [3] is the only existing model that attempts to use 3D convolution for knowledge hypergraph embedding. However, the 3D convolution of HyConvE is not innovative, directly simply using plain 3D convolution with the convolution kernel size fixed to one, far from exploiting the potential of 3D convolution architecture for n -ary knowledge hypergraph embedding. Notably, the core idea of HyConvE is to train 2D and 3D convolutions jointly to extract complex semantics of knowledge hypergraphs, which inevitably makes the model architecture complex and parameters redundant.

Contributions. An excellent knowledge hypergraph embedding model should reach a trade-off between effectiveness and efficiency for real-world applications. In this paper, a novel *3D circular convolutional neural network* and the *alternate mask stack* strategy for knowledge hypergraph embedding are proposed to enhance complex semantic interaction and extraction with plain 3D convolution. Our proposed model, which always pays attention to the trade-off between the effectiveness and efficiency of knowledge hypergraph embedding, is named HyCubE. Specifically, HyCubE achieves end-to-end efficient n -ary knowledge hypergraph embedding by adaptively adjusting the structural parameters of *3D circular convolution* layers without the n -ary knowledge tuple decomposition and summation operations of other methods. This ensures that the relations in the n -ary knowledge tuple fully interact with each entity, reducing the amount of model parameter computation. In addition, since we mask the predicted entities, HyCubE can use a 1-N multilinear scoring to improve the model training efficiency further. Our contributions are summarized as follows:

- **Enhanced Global Feature Interaction.** We propose a novel knowledge hypergraph embedding model, HyCubE, which uses the performance-enhanced *3D circular convolutional neural network* and *alternate mask stack* strategy to achieve global feature interactions between relation and each entity in n -ary knowledge tuples.
- **Complex Semantic Knowledge Efficient Embedding.** HyCubE attains end-to-end efficient n -ary knowledge hypergraph embedding with fewer model parameters by adaptively adjusting the structure of *3D circular convolution* layers. Additionally, we use 1-N multilinear scoring with a coupled the entity mask mechanism to accelerate the model training efficiency further.
- **Consistently Better Performance.** Extensive experimental results demonstrate that our proposed model consistently outperforms state-of-the-art baselines. The metrics across all datasets improved by an average of 7.30%-9.53%, with a maximum improvement of 33.82%.
- **Faster Speed and Less Memory Usage.** Compared with the latest state-of-the-art baselines, HyCubE speeds up by an average of 4.12x, reduces GPU memory usage by an average of 52.19%, and the number of parameters is 85.21% fewer on average.

2 RELATED WORK

Existing knowledge hypergraph embedding methods can be classified into three categories: translation-based, semantic matching, and neural network methods.

2.1 Translation-based Methods

The earliest translation-based knowledge hypergraph embedding model is m-TransH [1], which extends the binary relational knowledge graph embedding model TransH [16] to represent n -ary relations canonically. RAE [17] builds on the m-TransH model by using a fully connected network to add the correlation of related entities to the loss function to improve performance. NaLP [18] is inspired by the RAE model, which explicitly models the relevance of all role-value pairs in n -ary relational facts. Models in this category are the classical methods for early knowledge hypergraph embedding. However, translation-based methods are weakly expressive, limiting the types of relations for knowledge modeling, and the effectiveness of the model is no longer competitive with the current state-of-the-art models.

2.2 Semantic Matching Methods

GETD [19] extends the binary relational knowledge graph tensor decomposition model Tucker [20] to n -ary relations. The storage complexity of GETD grows exponentially with the increase of relations and can only handle *fixed arity* knowledge hypergraph data, which limits the practical application capability. HypE and HSimple [2] take inspiration from the Simple [21] method for binary relational knowledge graph embedding, which uses a location filter to capture entity position information in each fact. RAM [22] captures semantic information about entity roles using a linear combination of vectors that constrain semantically related roles to have similar representations. Similar to the RAM idea, PosKHG [23] uses a relational matrix to capture the position and role information of entities. ReAIE [5] studies knowledge hypergraph completion from the perspective of relational algebra and its core operations, which capture semantic information according to relational algebra. Most semantic matching methods are based on linear model architectures with tensor decomposition, which usually fail to capture the implicit deep complex semantic information. The architecture of the models has gradually been designed to be more and more complicated, and the memory and time consumption during training have greatly limited the real-world applications of such methods.

2.3 Neural Network Methods

HyperMLN [24] is a statistical relational model using markov logic networks, which performs n -ary knowledge hypergraph embedding using the RAM in its model framework. tNaLP+ [25] introduces type constraints on roles and role-value pairs using a convolutional neural network to explicitly model the relevance of role and role-value pairs in n -ary relational facts. RD-MPNN [10] is a relational message-passing neural network model that considers entity positional information. HyConvE [3] jointly models n -ary relations using relation-aware 2D convolution and elementary 3D convolution with a convolution kernel dimension fixed

to one, and the number of model parameters is high. The comprehensive performance of such methods is generally good due to the powerful nonlinear modeling and latent semantic mining capabilities of neural networks. In contrast to state-of-the-art semantic matching models, neural network models can often support both *mixed arity* and *fixed arity* knowledge hypergraph modeling. Moreover, the model complexity of neural network methods is lower than that of other methods, which is extremely important for real-world applications. Our proposed model also belongs to the neural network method.

3 NOTATION AND DEFINITION

3.1 Main Notations

The main notations used in this paper are summarized in TABLE 1.

TABLE 1: Main Notations.

Notations	Descriptions
\mathcal{R}, \mathcal{E}	set of relations/entities
\mathcal{T}	a knowledge tuple (fact)
r, e	relation/entity embedding
\bar{r}, \bar{e}	relation/entity 2D reshaping embedding
\parallel	concatenation operation
Λ	cumulative concatenation operation
\mathcal{C}_n	3D feature tensor cube
\mathcal{C}_n	3D circular padding feature tensor cube
w_c	3D circular convolution kernel
k	convolution kernel size
\otimes	3D circular convolution operation
n_1	3D circular convolution output channels
\mathcal{F}_i	feature maps

3.2 Knowledge Hypergraph

Given a finite set of entities \mathcal{E} , relations \mathcal{R} , and knowledge tuples \mathcal{T} , a knowledge hypergraph can be represented as $\mathcal{H} = (\mathcal{E}, \mathcal{R}, \mathcal{T})$. Each observed fact is in the form of a tuple $\mathcal{T} = r(e_1, e_2, \dots, e_i, \dots, e_n)$, where $r \in \mathcal{R}$ and $e_i \in \mathcal{E}$, i is the position of entity in knowledge tuple, and n is the non-negative arity of relation r representing the number of entities involved within each relation. In case $n = 2$, \mathcal{T} represents a binary relational fact. When $n \geq 2$, \mathcal{T} represents a beyond-binary (n -ary) relational fact. A traditional knowledge graph is a special case of a knowledge hypergraph where the arity of all relations is two.

3.3 Knowledge Hypergraph Embedding

Knowledge hypergraph embedding is an efficient link prediction (also known as completion) method that essentially learns an n -ary knowledge tuple $r(e_1, e_2, \dots, e_n)$ mapping function $f : \{r \mapsto \mathbf{r} \in \mathbb{R}^d; e_i \mapsto \mathbf{e}_i \in \mathbb{R}^d\}$, where \mathbf{r} is the embedding of the n -ary relation r , \mathbf{e}_i is the embedding of the entities e_i , and d is the dimension of the relation and entity embedding. Traditionally, knowledge embedding generally projects entities and relations into a low-dimensional continuous latent space to perform downstream tasks. The knowledge hypergraph link prediction task aims at predicting missing component in n -ary facts, where the missing component can be either an entity in the i -th position of the tuple $r(e_1, e_2, \dots, ?, \dots, e_n)$ or an n -ary relation $?(e_1, e_2, \dots, e_n)$.

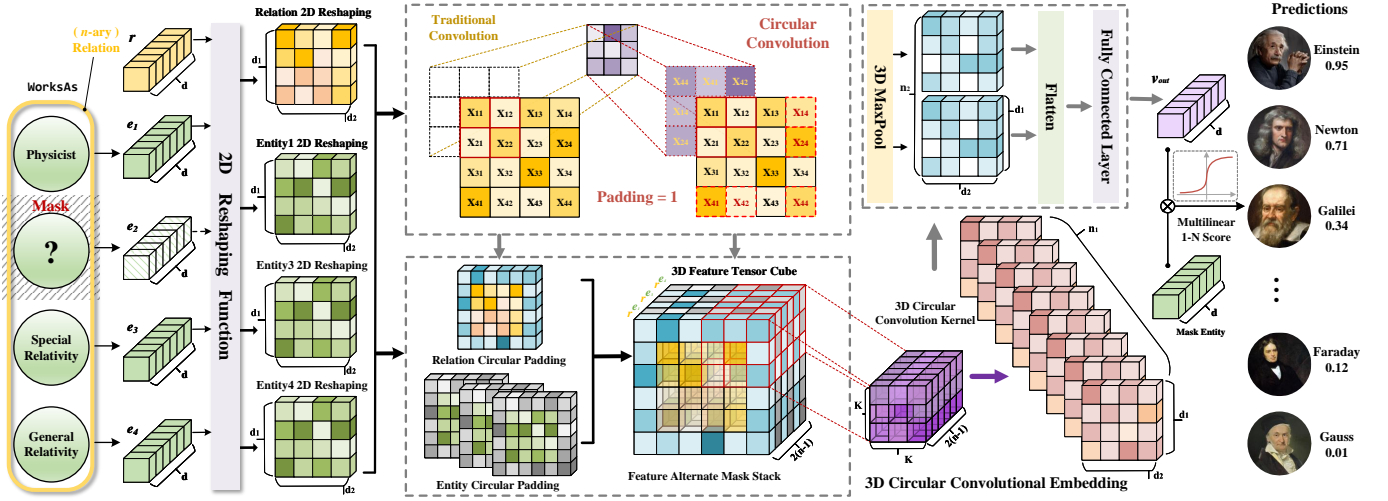


Fig. 3: The overall framework of the HyCubE model.

4 METHODOLOGY

The overall framework of HyCubE is shown in Fig. 3. All the core components of the proposed model are designed to improve feature interaction and mine the potential deep complex semantic information. In particular, HyCubE focuses on the trade-off between good model training efficiency and enhancing the effectiveness of the knowledge hypergraph embedding. In the following, we introduce the details of the HyCubE model and its variant versions. Without a special notation introduction, this paper uses lowercase letters for scalars, bold lowercase letters for vectors, and bold uppercase letters for matrices (or 3D tensors).

4.1 Feature Alternate Mask Stack

Consistent with previous convolutional neural network embedding methods, we must reshape the initial embedding vectors of n -ary relations and entities into 2D embeddings (matrices) to increase feature information interactions and better perform convolutional operations. Specifically, given an n -ary knowledge tuple $r(e_1, e_2, \dots, e_n)$, we first randomly initialize the relation r and the entities e_i into d -dimensional embedding vectors $\mathbf{r} \in \mathbb{R}^d$, $\mathbf{e}_i \in \mathbb{R}^d$. Then, the 2D reshaping embeddings of relations and entities in the knowledge hypergraph are defined as

$$(\bar{\mathbf{r}}, \bar{\mathbf{e}}_i) = \Psi(\mathbf{r}, \mathbf{e}_i) \quad (1)$$

where Ψ is a 2D reshaping function: $\{\mathbb{R}^d \mapsto \mathbb{R}^{d_1 \times d_2}\}$ transforms embedding vectors \mathbf{r} and \mathbf{e}_i into embedding matrices $\bar{\mathbf{r}} \in \mathbb{R}^{d_1 \times d_2}$, $\bar{\mathbf{e}}_i \in \mathbb{R}^{d_1 \times d_2}$, where $d_1 \times d_2 = d$.

To enhance feature interactions and better perform 3D convolutional embeddings, HyCubE stacks the 2D reshaping embeddings of relations and entities into a 3D feature tensor cube. Inspired by the mask mechanism of the large language model, HyCubE masks the predicted entity (missing entity) \mathbf{e}_m . Furthermore, we design an *alternate mask stack* strategy with feature interaction enhancement to construct a n -ary knowledge tuple 3D feature tensor cube, defined as

$$\mathcal{C}_n = [(\bar{\mathbf{r}}, \bar{\mathbf{e}}_1) || \dots || (\bar{\mathbf{r}}, \bar{\mathbf{e}}_{m-1}) || (\bar{\mathbf{r}}, \bar{\mathbf{e}}_{m+1}) || \dots || (\bar{\mathbf{r}}, \bar{\mathbf{e}}_n)] \quad (2)$$

where $||$ is the concatenation operation, and the relation 2D reshaping embeddings and each entity 2D reshaping embeddings in $\mathcal{C}_n \in \mathbb{R}^{d_1 \times d_2 \times 2(n-1)}$ generate feature interactions.

4.2 3D Circular Convolutional Embedding

Traditional 2D standard convolutional neural networks have been innovated into diverse improved versions for successful applications in various fields [13] [15] [26]. As mentioned earlier, the 3D convolution in the HyCubE model architecture has powerful nonlinear deep feature modeling capabilities compared with other convolutional embedding models. Naturally, we design a novel *3D circular convolutional neural network* for HyCubE to improve the feature interaction and extraction capabilities further. Specifically, HyCubE first needs to circular padding \mathcal{C}_n , and the 3D circular padding feature tensor cube \mathcal{C}_n is defined as

$$\mathcal{C}_n = \underset{x=-\lfloor k_h/2 \rfloor}{\overset{\lfloor k_h/2 \rfloor}{\Lambda}} \underset{y=-\lfloor k_w/2 \rfloor}{\overset{\lfloor k_w/2 \rfloor}{\Lambda}} \underset{z=-\lfloor k_d/2 \rfloor}{\overset{\lfloor k_d/2 \rfloor}{\Lambda}} \mathcal{C}_n[:, :, : | x, : | y, : | z] \quad (3)$$

where $\lfloor \cdot \rfloor$ denotes the floor function, (k_h, k_w, k_d) is the size of the 3D circular convolution kernel, and $x, y, z \neq 0$. Λ is the notation of the cumulative concatenation operation defined in this paper. Take the example of height dimension concatenation $\mathcal{C}_n[:, :, : | i, :, :]$. When i is positive, it indicates that the i -th height plane $\mathcal{C}_n[:, :, : | i, :, :]$ is concatenated at the i -th position below the outside of the input feature \mathcal{C}_n ; When i is negative, it means that the reciprocal i -th height plane $\mathcal{C}_n[:, :, : | -i, :, :]$ is concatenated at the $|i|$ -th position above the outside of the input feature \mathcal{C}_n .

The 3D circular convolutional neural network, defined as

$$\mathcal{F}(x, y, z) = (\mathcal{C}_n \circledast \mathbf{w}_c)(x, y, z) = \sum_{k_h} \sum_{k_w} \sum_{k_d} \mathcal{C}_n(x - k_h, y - k_w, z - k_d) \mathbf{w}_c(k_h, k_w, k_d) \quad (4)$$

where \circledast is the 3D circular convolution operation, \mathbf{w}_c is the 3D circular convolution kernel, and (k_h, k_w, k_d) is the size of the 3D circular convolution kernel.

HyCubE always pursues a better trade-off between model effectiveness and efficiency, and it is designed as a knowledge

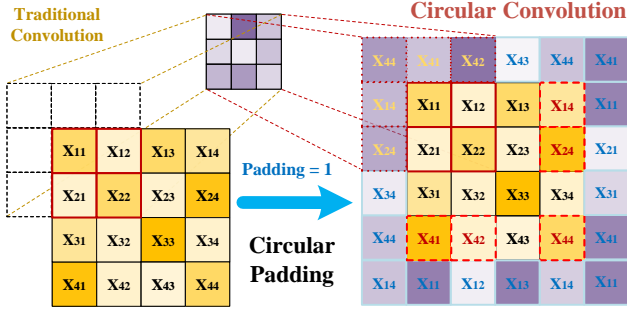


Fig. 4: Diagram of the 3D circular padding.

hypergraph adaptive end-to-end efficient embedding model architecture. Specifically, the 3D feature tensor cube \mathcal{C}_n constructed by the *alternate mask stack* strategy has sufficient feature interactions in the depth dimension and does not require redundant circular padding. As shown in Fig. 4, the 3D circular padding feature tensor cube \mathcal{C}_n is simplified as

$$\mathcal{C}_n = \mathbf{\Lambda}_{x=-\lfloor k/2 \rfloor}^{\lfloor k/2 \rfloor} \mathbf{\Lambda}_{y=-\lfloor k/2 \rfloor}^{\lfloor k/2 \rfloor} \mathcal{C}_n[:, x, :, y, :] \quad (5)$$

where the size of the 3D circular convolution kernel is set to k , and the size of the 3D circular padding feature tensor cube is $\mathcal{C}_n \in \mathbb{R}^{(d_1+2\lfloor k/2 \rfloor) \times (d_2+2\lfloor k/2 \rfloor) \times 2(n-1)}$. Furthermore, to achieve the end-to-end efficient embedding architecture for HyCubE, the depth dimension of the 3D *circular convolutional neural network* is adaptively matched to the depth of \mathcal{C}_n . Therefore, HyCubE can handle different *arity* knowledge hypergraphs simultaneously without the need for other methods of *arity* splitting and linear layer summation operations, so it has high training efficiency. The feature maps obtained after 3D *circular convolution* are

$$\mathcal{F}_i = \mathcal{C}_n \otimes \mathbf{w}_c (k_h = k, k_w = k, k_d = 2(n-1)) \quad (6)$$

where $\mathcal{F}_i \in \mathbb{R}^{d_1 \times d_2}$, $i = 1, 2, \dots, n_1$, and n_1 is the number of output channels of the 3D circular convolution.

To ensure model training efficiency, we use the 3D MaxPool layer to extract salient features, reduce model parameters, and mitigate overfitting.

$$\mathcal{F}_i^{MP} = \text{MaxPool3D}(\mathcal{F}_i) \quad (7)$$

where the MaxPool3D layer size is set to (4,1,1), $\mathcal{F}_i^{MP} \in \mathbb{R}^{d_1 \times d_2}$, $i = 1, 2, \dots, n_2$, and $n_2 = n_1/4$.

After the convolution and pooling layers, we concatenate and flatten the feature maps. Finally, a d -dimensional vector is output through the fully connected layer as follows

$$\mathbf{v}_{out} = \text{FC}(\text{Flatten}(\mathcal{F}_1^{MP} \parallel \mathcal{F}_2^{MP} \parallel \dots \parallel \mathcal{F}_{n_2}^{MP})) \quad (8)$$

where $\mathbf{v}_{out} \in \mathbb{R}^d$ is the output feature vector, $\text{Flatten}(\cdot)$ denotes the flatten operation, \parallel is the concatenation operation.

4.3 Model Training

Since HyCubE masks the entity e_m to be predicted in the knowledge tuple, we can use a multilinear scoring approach to improve the model training efficiency. This 1-N scoring strategy has been proven to speed up model training in binary relational knowledge graph embedding [27]. Specifically, we treat each entity in the knowledge hypergraph as a

candidate prediction entity set, and use the output feature vector \mathbf{v}_{out} with each entity embedding to compute the knowledge tuple plausibility score $\phi(x)$, as follows

$$\phi(x) = \text{softmax}(\mathbf{v}_{out} \cdot \mathbf{e}_m^T + \mathbf{b}) \quad (9)$$

where \mathbf{b} is a bias term. Furthermore, HyCubE uses the necessary dropout [28] and batch normalization [29] during the convolution process to prevent model overfitting and stabilize convergence.

Based on the above scoring function, we develop the model training loss and learning objectives for our proposed model. At each iteration of the learning process, a batch of positive tuples is selected from the n -ary knowledge hypergraph datasets. As with other state-of-the-art works, it is necessary to train the proposed model on negative instances. Therefore, we design a negative sampling strategy for knowledge hypergraph embedding. Specifically, for each positive (true) tuple $x \in \mathcal{T}$, we generate a set of negative samples of size nN by replacing each entity in the tuple with N random entities:

$$\bigcup_{i=1}^n \mathcal{N}_x^{(i)} \equiv \bigcup_{i=1}^n \{e_1, \dots, \bar{e}_i, \dots, e_n \notin \mathcal{T} | \bar{e}_i \in \mathcal{E}, \bar{e}_i \neq e_i\} \quad (10)$$

where $\mathcal{N}_x^{(i)}$ represents the set of knowledge tuples after replacing the i -th position entity, which is a generalization of the negative sampling strategy of binary relational knowledge graph. Our proposed model is trained using mini-batch Stochastic Gradient Descent and AdaGrad for tuning the learning rate [30]. The instantaneous multi-class log loss [22] used by HyCubE can be defined as

$$\mathcal{L} = \sum_{x \in \mathcal{T}} \sum_{i=1}^n -\log \left[e^{\phi(x)} / \left(e^{\phi(x)} + \sum_{y \in \mathcal{N}_x^{(i)}} e^{\phi(y)} \right) \right] \quad (11)$$

It can be concluded from the analysis that the instantaneous multi-class log loss is essentially the cross-entropy loss, which is a generalization of the binary cross-entropy loss commonly used in traditional binary relational knowledge graph completion. Algorithm 1 summarizes the training procedure for HyCubE.

4.4 Model Expansion Variants

4.4.1 3D Residual Optimization Variant

Knowledge hypergraphs have a more complex semantic structure compared with traditional binary relational knowledge graphs, making knowledge hypergraph embedding models face the dual challenges of effectiveness and efficiency. Moreover, the experimental benchmarks for knowledge hypergraph embedding are divided into *mixed arity* and *fixed arity* knowledge hypergraph datasets, and a good knowledge hypergraph embedding model should be able to handle different *arity* knowledge hypergraphs. However, when the knowledge hypergraph dataset has less relation-specific and the number of relation-arity, it has less inherent n -ary implicit semantic information. This will lead to a model training process prone to the gradient vanishing problem, affecting knowledge hypergraph embedding performance. To enhance the embedding performance of knowledge hypergraphs with less n -ary semantic information, we propose a variant of the HyCubE model with 3D residual module

Algorithm 1: Training procedure for HyCubE

Input: The n -ary knowledge hypergraph $\mathcal{H} = (\mathcal{E}, \mathcal{R}, \mathcal{T})$, the negative sampling rate N , the maximum number of iterations $n_{\text{iter}} = 500$

Output: The score of each knowledge tuple

Init: Entity embedding matrix \mathbf{E} for $e_i \in \mathcal{E}$, Relation embedding matrix \mathbf{R} for $r_i \in \mathcal{R}$

```

1 for  $i = 1, 2, \dots, n_{\text{iter}}$  do
2   Sample a mini-batch  $\mathcal{T}_{\text{batch}} \in \mathcal{T}$ ;
3   for each fact  $x := \{r, e_1, e_2, \dots, e_n\} \in \mathcal{T}_{\text{batch}}$  do
4     Construct negative samples for fact  $x$ ;
5      $\mathcal{C}_n \leftarrow$  construct  $n$ -ary knowledge tuple 3D feature tensor cube using the alternate mask stack (2);
6      $\mathcal{C}_n \leftarrow$  3D circular padding using (5);
7      $\mathcal{F}_i \leftarrow$  get the feature maps using 3D circular convolutional neural network (6);
8      $\phi(x) \leftarrow$  get the final score of each knowledge tuple using 1-N multilinear scoring (9);
9   end
10  Update learnable parameters w.r.t. gradients based on the whole objective (11);
11 end

```

optimization named HyCubE+. Specifically, the feature maps of the 3D *circular convolution* output of HyCubE are flattened, as follows

$$v_{\text{conv}} = \text{Flatten}(\mathcal{F}_1^{MP} \parallel \mathcal{F}_2^{MP} \parallel \dots \parallel \mathcal{F}_{n_2}^{MP}) \quad (12)$$

The residual module is designed for the 3D feature tensor cube \mathcal{C}_n constructed by the *alternate mask stack* strategy, and the 3D residual output vector of HyCubE+ is defined as

$$v_{\text{res}} = \text{Flatten}(\text{vec}(\mathcal{C}_n)) \quad (13)$$

where $\text{vec}(\cdot)$ represents vectorization operation. Then, the output vector v_{out} in the knowledge tuple plausibility score $\phi(x)$ (Equation 9) is defined as the output vector of HyCubE+, as follows

$$v_{\text{out}} = v_{\text{out}}^{\text{res}} = \text{FC}(v_{\text{conv}} + v_{\text{res}}) \quad (14)$$

where $v_{\text{out}}^{\text{res}} \in \mathbb{R}^d$ after vectorization, flatten, and fully connected layer operations.

4.4.2 2D Convolution Embedding Variant

Some previous works on traditional binary relational knowledge graph embedding have been sufficient to demonstrate the superiority of 2D convolutional embedding over 1D convolutional embedding [27]. As mentioned above, 3D convolutional embedding is superior in feature interaction and extraction capabilities compared with traditional 1D and 2D convolutional embedding. To our knowledge, HyCubE (HyCubE+) is the only plain 3D convolutional knowledge hypergraph efficient embedding model. To clearly demonstrate the superiority of 3D convolutional embedding of knowledge hypergraphs, HyC2D, a 2D variant version of HyCubE, is proposed as a baseline for the experiments. To fairly compare model performance, HyC2D retains the *circular padding* and *alternate mask stack* strategy of HyCubE.

Since 2D convolution cannot directly process the 3D feature tensor cube \mathcal{C}_n , separate convolution operations are required for the relation 2D reshaping embedding and each entity 2D reshaping embeddings. Consequently, 2D convolution cannot achieve end-to-end efficient n -ary knowledge hypergraph embedding, which requires many computational parameters. Specifically, circular padding the relation 2D reshaping embedding \bar{r} and each entity 2D reshaping embeddings \bar{e}_i are required, defined as

$$\mathcal{R} = \begin{matrix} \lfloor k/2 \rfloor & \lfloor k/2 \rfloor \\ \mathbf{A} & \mathbf{A} \\ x = -\lfloor k/2 \rfloor & y = -\lfloor k/2 \rfloor \end{matrix} \bar{r}[:, : |x|, : |y|] \quad (15)$$

$$\mathcal{E}_i = \begin{matrix} \lfloor k/2 \rfloor & \lfloor k/2 \rfloor \\ \mathbf{A} & \mathbf{A} \\ x = -\lfloor k/2 \rfloor & y = -\lfloor k/2 \rfloor \end{matrix} \bar{e}_i[:, : |x|, : |y|] \quad (16)$$

where $\mathcal{R}, \mathcal{E}_i \in \mathbb{R}^{(d_1+2\lfloor k/2 \rfloor) \times (d_2+2\lfloor k/2 \rfloor)}$ are the 2D circular padding of relation and entities, respectively. Then, the 2D convolution enhanced by the *alternate mask stack* strategy extracts the feature maps of relation and each entity separately, as follows

$$\mathcal{F}_i^{2D} = (\text{Conv2D}(\mathcal{R}), \text{Conv2D}(\mathcal{E}_i)) \quad (17)$$

Borrowing from the *alternate mask stack* strategy of HyCubE, the feature maps of relations and each entity are concatenated, as follows

$$v_{\text{conv}}^{2D} = \text{vec}(\mathcal{F}_1^{2D} \parallel \dots \parallel \mathcal{F}_{m-1}^{2D} \parallel \mathcal{F}_{m+1}^{2D} \parallel \dots \parallel \mathcal{F}_n^{2D}) \quad (18)$$

where $\text{vec}(\cdot)$ represents vectorization operation. The output vector v_{out} in the knowledge tuple plausibility score $\phi(x)$ (Equation 9) is defined as the output vector of HyC2D, as follows

$$v_{\text{out}} = v_{\text{out}}^{2D} = \text{FC}(\text{Flatten}(v_{\text{conv}}^{2D})) \quad (19)$$

where $v_{\text{out}}^{2D} \in \mathbb{R}^d$ after vectorization, flatten, and fully connected layer operations.

5 EXPERIMENTS

5.1 Experimental Setup

5.1.1 Datasets

We extensively investigate standard datasets from relevant references and select a representative set of widely used benchmarks. The experiments of *mixed arity* knowledge hypergraph link prediction were conducted on three common benchmarks, i.e., JF17K [1], WikiPeople [18], and FB-AUTO [2]. Since JF17K lacks a validation set, we randomly select 20% of the training set for validation purposes [3]. The experiments of *fixed arity* knowledge hypergraph link prediction were conducted on four subsets extracted from JF17K and WikiPeople with 3/4-arity, specifically JF17K-3, JF17K-4, WikiPeople-3, and WikiPeople-4. It should be noted that previous classical works supporting *fixed arity* knowledge hypergraph link prediction have blindly referenced the benchmarks in GETD [19]. However, our investigation and analysis revealed that the *fixed arity* benchmarks provided by GETD are not directly extracted from the original data. Precisely, the number of relations, the number of entities, and the ratio of train/valid/test set divisions do not match

TABLE 2: Dataset Statistics. The size of the #Train, #Valid, and #Test columns represent the number of tuples, respectively. The "Arity" denotes the involved arities of relations.

Dataset		$ \mathcal{E} $	$ \mathcal{R} $	Arity	#Train	#Valid	#Test	#Arity=2	#Arity=3	#Arity=4	#Arity ≥ 5
Mixed <i>n</i> -ary	JF17K	28,645	322	2-6	61,104	15,275	24,568	54,627	34,544	9,509	2,267
	WikiPeople	47,765	707	2-9	305,725	38,223	38,281	337,914	25,820	15,188	3,307
	FB-AUTO	3,388	8	2, 4, 5	6,778	2,255	2,180	3,786	-	125	7,212
Fixed <i>n</i> -ary	JF17K-3	11,541	104	3	18,910	4,904	10,730	-	34,544	-	-
	JF17K-4	6,536	23	4	5,641	1,296	2,572	-	-	9,509	-
	WikiPeople-3	12,270	205	3	20,509	2,669	2,642	-	25,820	-	-
	WikiPeople-4	9,528	177	4	12,319	1,422	1,447	-	-	15,188	-

the original dataset. The benchmark datasets specially constructed in GETD detract from the fairness and convincingness, so this paper directly extracts the original data to perform *fixed arity* knowledge hypergraph link prediction. A detailed summary of the knowledge hypergraph datasets is provided in TABLE 2.

5.1.2 Baselines

To verify the effectiveness of HyCubE, this paper conducts the *mixed arity* knowledge hypergraph and *fixed arity* knowledge hypergraph link prediction task. We select 12 classical and state-of-the-art baseline methods for comparison, including translation-based models, semantic matching models, and neural network models.

- **Translation-based Models:** RAE (2018), NaLP (2019).
- **Semantic Matching Models:** GETD (2020), HypE (2021), HSimple (2021), RAM (2021), PosKHG (2023), ReAIE (2023).
- **Neural Network Models:** HyperMLN (2022), tNaLP+ (2023), RD-MPNN (2023), HyConvE (2023).

As mentioned above, a superior knowledge hypergraph embedding model must support both *mixed arity* and *fixed arity* knowledge hypergraph data modeling. In the previous state-of-the-art works, the GETD model only support *fixed arity* knowledge hypergraph link prediction. The maximum *mixed arity* supported by the ReAIE and RD-MPNN open source code is 6-ary.

5.1.3 Evaluation Metrics

In line with prior works [3] [5] [22], we employ two standard evaluation metrics, namely mean reciprocal rank (MRR) and Hit@ k , where k is set to 1, 3, and 10. Each entity in each position of the tuple is first replaced by all entities in the entity set to form a collection of candidate facts, among which those facts that exist in the train/valid/test set are filtered. Specifically, let τ_{test} be the set of the test set, for each tuple $r(e_1, e_2, \dots, e_k)$ in τ_{test} and each position within the tuple, $|\mathcal{E}| - 1$ corrupted tuples are generated by replacing e_i with each of the entities in $\mathcal{E} \setminus \{e_i\}$. Then, We score each given tuple together with its corresponding candidate set and sort them in descending order. MRR is the mean of the inverse of rankings over all testing facts, while Hit@ k measures the proportion of top k rankings.

5.1.4 Hyperparameters

In our experiments, the embedding dimension d is set to 400 and the batch size is taken from {64, 128, 256, 384, 512}. The maximum number of iterations is set to 500 epochs. The

training iteration is terminated during the model training process if the MRR metric does not improve for 50 epochs continuously. The number of 3D circular convolution output channels is set to $n_1 = 8$, and the 3D MaxPool layer size is set to (4, 1, 1). The 3D circular padding size is taken from {1, 2, 3, 4, 5}. To control the tensor size of the convolution process, the 3D circular convolution kernel size k is set to $2padding + 1$. Furthermore, the learning rate is selected from 0.00001 to 0.00100, the decay rate is chosen from 0.900 to 0.999, and the dropout is selected from 0.0 to 0.9.

All local experiments are obtained on 3 NVIDIA GeForce RTX 3090 GPUs and PyTorch 1.12.0.

5.2 Mixed Arity Knowledge Hypergraph Results

The results of the *mixed arity* knowledge hypergraph link prediction experiments are shown in TABLE 3, which demonstrate the effectiveness of our proposed model. We can clearly see that the optimal baseline model is different across datasets and metrics. Because state-of-the-art baselines have different strengths, it is challenging for knowledge hypergraph embedding models to gain optimal results for most metrics. It is encouraging that our proposed model achieves consistently optimal results in terms of effectiveness, which is further evidence that HyCubE (HyCubE+) has model superiority. Our proposed model consistently outperforms all the baselines on this core task of *mixed arity* knowledge hypergraph embedding, with an average improvement of 9.53% and a maximum improvement of 33.82% over the optimal baseline on all metrics.

In particular, HyCubE (HyCubE+) shows an average improvement of 5.46% on all metrics compared with the 2D variant version HyC2D. The *mixed arity* knowledge hypergraph link prediction experiments have demonstrated that 3D convolution embedding outperforms 2D convolution embedding in feature interaction and extraction. HyCubE (HyCubE+) relies on the powerful nonlinear modeling capability of interaction and extraction-enhanced 3D circular convolutional neural network to capture knowledge hypergraph latent and deep complex semantic information. Moreover, the *alternate mask stack* strategy of HyCubE (HyCubE+) enables *n*-ary relations to fully interact with each entity, which improves the expressiveness and robustness of the model. It is worth stating that the effectiveness of HyC2D can also compete with state-of-the-art baseline methods since HyC2D also uses the *circular padding* and *alternate mask stack* strategy of the 2D convolution version.

From the details of the *mixed arity* knowledge hypergraph datasets in TABLE 2, it can be seen that JF17K (322) and

TABLE 3: Results of Link Prediction on Mixed Arity Knowledge Hypergraph Datasets. The best results are in boldface, the second-best results are underlined, and the optimal baseline results are labeled with (). Experimental results for HyperMLN, PosKHG, ReAIE, RD-MPNN, and HyConvE are from the original paper. Experimental results for RAE, NaLP, HypE, RAM, and tNaLP+ are from [3]. The experimental results not presented in the original paper and obtained locally are marked with "†". ReAIE and RD-MPNN do not support datasets with "Arity>6".

Model	JF17K				WikiPeople				FB-AUTO			
	MRR	Hit@1	Hit@3	Hit@10	MRR	Hit@1	Hit@3	Hit@10	MRR	Hit@1	Hit@3	Hit@10
RAE [17]	0.392	0.312	0.433	0.561	0.253	0.118	0.343	0.463	0.703	0.614	0.764	0.854
NaLP [18]	0.310	0.239	0.334	0.450	0.338	0.272	0.362	0.466	0.672	0.611	0.712	0.774
HypE [2]	0.494	0.399	0.532	0.650	0.263	0.127	0.355	0.486	0.804	0.774	0.824	0.856
RAM [22]	0.539	0.463	0.573	0.690	(0.363)	0.271	(0.405)	0.500	0.830	0.803	0.851	0.876
HyperMLN [24]	0.556	(0.482)	0.597	0.717	0.351†	0.270†	0.394†	0.497†	0.831	0.803	0.851	0.877
tNaLP+ [25]	0.449	0.370	0.484	0.598	0.339	0.269	0.369	0.473	0.729	0.645	0.748	0.826
PosKHG [23]	0.545	0.469	0.582	0.706	0.315†	0.214†	0.377†	0.475†	0.856	0.821	0.876	0.895
ReAIE [5]	0.530	0.454	0.563	0.677	-	-	-	-	(0.861)	(0.836)	0.877	(0.908)
RD-MPNN [10]	0.512	0.445	0.573	0.685	-	-	-	-	0.810	0.714	(0.880)	0.888
HyConvE [3]	(0.590)	0.478	(0.610)	(0.729)	0.362	(0.275)	0.388	(0.501)	0.847	0.820	0.872	0.901
HyCubE (Ours)	0.584	0.508	0.616	0.730	0.448	0.368	0.490	0.592	0.881	0.860	0.894	0.918
HyCubE+ (Ours)	0.582	0.511	0.611	0.720	0.433	0.347	0.478	0.591	0.891	0.872	0.901	0.923
HyC2D	0.569	0.496	0.600	0.708	0.402	0.323	0.443	0.549	0.866	0.843	0.880	0.909

TABLE 4: Results of Link Prediction on Fixed Arity Knowledge Hypergraph Datasets. The best results are in boldface, the second-best results are underlined, and the optimal baseline results are labeled with (). The experimental results for HypE and tNaLP+ are from [25], where metrics not presented are locally obtained and marked "†". Experimental results for GETD, HSimple, RAM, HyperMLN, PosKHG, RD-MPNN, ReAIE, and HyConvE are obtained locally.

Model	JF17K-3			JF17K-4			WikiPeople-3			WikiPeople-4		
	MRR	Hit@1	Hit@10	MRR	Hit@1	Hit@10	MRR	Hit@1	Hit@10	MRR	Hit@1	Hit@10
GETD [19]	(0.602)	0.525	0.726	0.750	(0.700)	0.842	0.303	(0.226)	(0.463)	0.340	(0.233)	0.531
HypE [2]	0.364†	0.255†	0.573†	0.408†	0.300†	0.627†	0.266	0.183	0.443	0.304	0.191	0.527
HSimple [2]	0.429	0.326	0.612	0.575	0.508	0.703	0.233	0.181	0.342	0.177	0.151	0.218
RAM [22]	0.591	0.516	0.725	0.376	0.336	0.448	0.270	0.205	0.401	0.223	0.150	0.378
HyperMLN [24]	0.574	0.501	0.711	0.734	0.687	0.831	0.252	0.193	0.385	0.224	0.167	0.370
tNaLP+ [25]	0.411†	0.325†	0.617†	0.630†	0.531†	0.722†	0.270	0.185	0.444	(0.344)	0.223	(0.578)
PosKHG [23]	0.597	(0.532)	(0.727)	0.749	0.692	(0.855)	0.283	0.207	0.435	0.284	0.192	0.468
ReAIE [5]	0.587	0.511	0.724	0.702	0.642	0.819	0.304	0.218	0.461	0.303	0.190	0.540
RD-MPNN [10]	0.581	0.497	0.716	0.727	0.661	0.822	0.247	0.195	0.367	0.234	0.187	0.401
HyConvE [3]	0.573	0.490	0.709	(0.751)	0.670	0.831	(0.309)	0.217	0.457	0.336	0.227	0.507
HyCubE (Ours)	0.599	0.534	0.723	0.793	0.742	0.887	0.336	0.256	0.499	0.367	0.258	0.578
HyCubE+ (Ours)	0.603	0.537	0.728	0.794	0.743	0.886	0.345	0.260	0.515	0.383	0.269	0.602
HyC2D	0.574	0.510	0.700	0.757	0.699	0.862	0.318	0.237	0.479	0.324	0.210	0.559

WikiPeople (707) have high relation-specific, and FB-AUTO (8) has low relation-specific. Besides, JF17K (2-6) and WikiPeople (2-9) have a higher number of relation-arity, while FB-AUTO (2, 4, 5) has a lower number of relation-arity. Therefore, it can be assumed that JF17K and WikiPeople have more n -ary implicit semantic information, while FB-AUTO has less n -ary implicit information. HyCubE generally outperforms HyCubE+ on datasets (JF17K and WikiPeople) with more n -ary implicit semantic information, and HyCubE+ outperforms HyCubE on datasets (FB-AUTO) with less n -ary implicit semantic information. This experimental result demonstrates that the 3D residual module of HyCubE+ can alleviate the problem of model training on datasets with less n -ary implicit semantic information, which is prone to gradient vanishing.

5.3 Fixed Arity Knowledge Hypergraph Results

As the problem described in the dataset subsection, we must implement all baseline models locally. To ensure that the *fixed arity* experiments are convincing and fair, we

make the following settings: (1) The hardware and software environments for all experimental results obtained locally are guaranteed to be consistent. (2) All baseline model hyperparameters take the original paper or open-source default parameters (the optimal experimental results are reported). (3) Some of the results for HypE and tNaLP+ were provided by the original paper that presented the WikiPeople dataset [25]. Although [25] does not publish detailed information on the *fixed arity* datasets, we tacitly assume that the *fixed arity* experimental results in [25] do not have the dataset problem described in this paper.

The results of the *fixed arity* knowledge hypergraph link prediction experiments are shown in TABLE 4, which demonstrate the effectiveness of our proposed model. Our proposed model consistently outperforms all the baselines on *fixed arity* knowledge hypergraph embedding, with an average improvement of 7.30% and a maximum improvement of 15.45% over the optimal baseline on all metrics. It should be noted that the average effectiveness of the *fixed arity* knowledge hypergraph link prediction experiment results contains the Hit@3 metric (not shown due to space

TABLE 5: Results of Model Efficiency Comparison on Mixed Arity Knowledge Hypergraph Datasets. The best results are in boldface and the second-best results are underlined.

Model	Parameters (Millions)			GPU Memory Usage (MB)			Time Usage (s)		
	JF17K	WikiPeople	FB-AUTO	JF17K	WikiPeople	FB-AUTO	JF17K	WikiPeople	FB-AUTO
RAM [22]	14.24	27.34	1.63	15,174	20,742	2,860	74.2	215.8	4.0
PosKHG [23]	14.34	27.53	1.65	15,388	21,147	2,874	74.4	220.7	4.3
HyConvE [3]	12.80	21.44	4.80	7,718	15,430	3,032	26.7	107.3	3.9
ReAIE [5]	14.88	29.61	1.64	16,316	-	14,488	333.7	-	13.9
HyCubE (Ours)	1.28	2.24	0.96	<u>2,536</u>	3,108	1,704	9.7	<u>40.1</u>	<u>2.9</u>
HyCubE+ (Ours)	5.77	13.46	1.28	2,290	3,424	1,914	14.9	33.7	1.9
HyC2D	11.52	<u>19.20</u>	3.84	2,628	<u>3,482</u>	<u>1,972</u>	<u>14.4</u>	42.1	4.1

TABLE 6: Results of Model Efficiency Comparison on Fixed Arity Knowledge Hypergraph Datasets. The best results are in boldface and the second-best results are underlined.

Model	Parameters (Millions)				GPU Memory Usage (MB)				Time Usage (s)			
	JF-3	JF-4	WP-3	WP-4	JF-3	JF-4	WP-3	WP-4	JF-3	JF-4	WP-3	WP-4
RAM [22]	4.62	2.61	4.91	3.81	3,114	2,370	1,982	1,962	14.9	5.4	11.9	10.9
PosKHG [23]	4.67	2.64	4.95	3.85	3,214	2,375	2,180	2,007	14.8	5.3	11.7	10.5
HyConvE [3]	6.72	9.28	6.72	9.28	2,774	3,354	2,580	2,248	12.1	4.7	9.4	10.1
ReAIE [5]	4.66	2.62	4.99	3.88	4,346	5,562	4,348	5,564	46.7	14.6	41.5	30.6
HyCubE (Ours)	0.32	0.32	0.32	0.32	<u>1,972</u>	1,760	1,906	1,790	4.9	1.9	5.4	<u>8.9</u>
HyCubE+ (Ours)	<u>1.60</u>	1.93	<u>1.60</u>	1.93	1,928	1,890	1,940	1,906	<u>7.2</u>	<u>2.2</u>	<u>6.4</u>	7.4
HyC2D	6.40	8.96	6.40	8.96	2,052	1,914	1,968	1,948	7.4	2.4	8.7	9.2

constraints). Notably, GETD gains the optimal baseline results at most for the *fixed arity* knowledge hypergraph experiments. GETD is explicitly designed to model *fixed arity* knowledge hypergraph data, and it deserves such results. However, a good knowledge hypergraph embedding model should be able to handle both *mixed arity* and *fixed arity* knowledge hypergraph datasets.

In particular, HyCubE (HyCubE+) shows an average improvement of 9.09% on all metrics compared with the 2D variant version HyC2D. The *fixed arity* knowledge hypergraph link prediction experiments have also demonstrated that 3D convolution embedding outperforms 2D convolution embedding in feature interaction and extraction. The effectiveness of HyC2D on *fixed arity* knowledge hypergraph datasets is still comparable to state-of-the-art baseline methods. HyCubE (HyCubE+) continues to show excellent model stability and generalizability on *fixed arity* knowledge hypergraph experiments. Furthermore, HyCubE+ consistently outperforms HyCubE regarding *fixed arity* knowledge hypergraph link prediction effectiveness. The *fixed arity* knowledge hypergraph datasets have significantly less *n*-ary implicit semantic information than the *mixed arity* knowledge hypergraph datasets, so HyCubE+ can achieve better effectiveness in the *fixed arity* knowledge hypergraphs.

5.4 Model Efficiency Comparison

An outstanding knowledge hypergraph embedding model must achieve a trade-off between effectiveness and efficiency, which is crucial for practical and large-scale dataset applications and generalizations. The experiments in this subsection include model efficiency metrics evaluation and model training convergence curves. The model efficiency comparison experiments were conducted on the *mixed arity*

knowledge hypergraph datasets (JF17K, WikiPeople, and FB-AUTO) and the *fixed arity* knowledge hypergraph datasets (JF17K-3, JF17K-4, WikiPeople-3, and WikiPeople-4).

5.4.1 Model Efficiency Results

The efficiency evaluation metric of previous binary relational knowledge graph embedding methods is usually the number of parameters [11] [12] [15] [31], which is an indirect metric. However, some works have shown that indirect metrics cannot accurately evaluate the efficiency of a model [32] [33] [34]. Additionally, knowledge hypergraph embedding models have different types of methods (translation-based, semantic matching, and neural network methods), and accurately calculating the indirect metrics for each type of method is highly challenging. Therefore, it is more reasonable to use direct metrics (i.e., memory and time usage) to evaluate model efficiency. It should be noted that although the direct metric will be closer to the real-world application scenario, the direct metric is also slightly affected by some of the hyperparameters of the model (e.g., batch size). To ensure that the efficiency evaluation experiments are convincing and fair, we make the following settings: (1) The hardware and software environments for all experimental results obtained locally are guaranteed to be consistent. (2) All baseline model hyperparameters take the original paper or open-source default parameters (consistent with the knowledge hypergraph link prediction task). (3) Both indirect metrics (the number of parameters) and direct metrics (memory and time usage) are utilized to evaluate model efficiency. Besides, the time usage contains the training, validation, and testing time of the knowledge hypergraph embedding models. The time usage refers to the time required for each epoch iteration of the knowledge hypergraph embedding models, calculated from the average of 10 epochs iteration time.

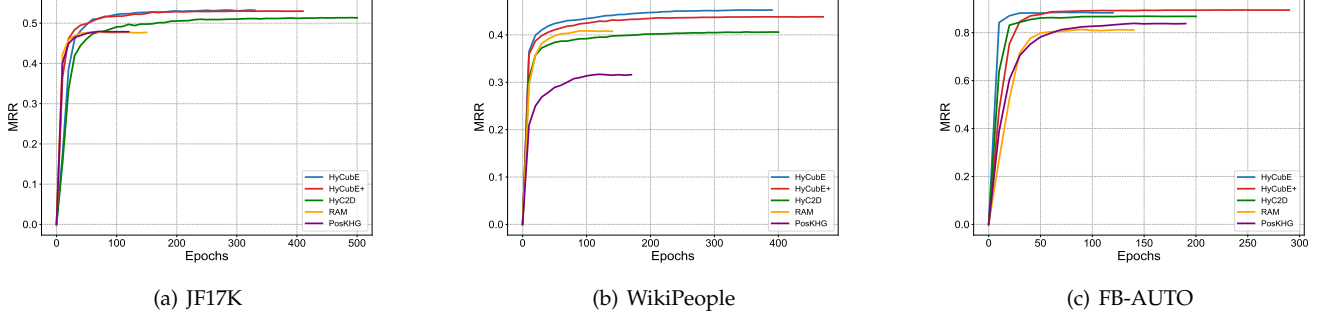


Fig. 5: The model training convergence curves on mixed arity knowledge hypergraph datasets.

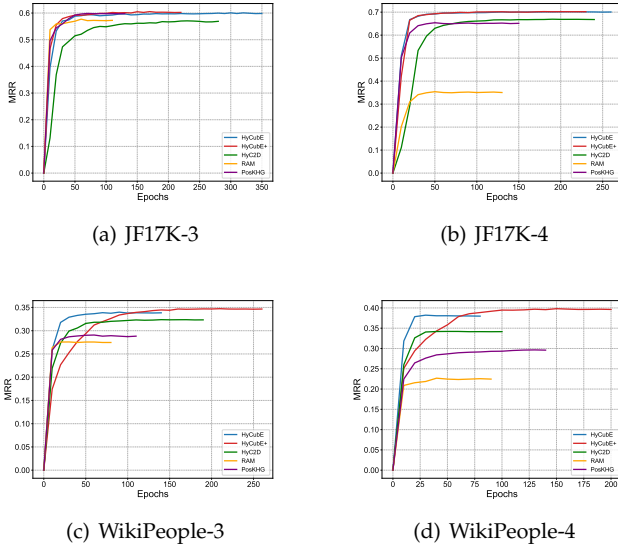


Fig. 6: The model training convergence curves on fixed arity knowledge hypergraph datasets.

The experimental results of the *mixed arity* and *fixed arity* model efficiency comparison are shown in TABLE 5 and TABLE 6. As mentioned earlier, HyCubE focuses on improving model efficiency while pursuing effectiveness. Compared with state-of-the-art baseline methods on all datasets, the HyCubE model speed is **4.12x** faster on average, GPU memory is **52.19%** less on average, and the number of parameters is **85.21%** fewer on average; the HyCubE+ model speed is **3.35x** faster on average, GPU memory is **50.14%** less on average, and the number of parameters is **53.03%** fewer on average. Commendably, HyCubE (HyCubE+) consistently reaches optimal effectiveness while ensuring model training efficiency, proving that HyCubE (HyCubE+) has an excellent knowledge hypergraph embedding model architecture.

In addition, the number of parameters is reduced by an average of **76.34%** in HyCubE (HyCubE+) compared to HyC2D. However, as can be seen from the direct metrics, the actual running efficiency of HyC2D is comparable to that of HyCubE (HyCubE+). On average, HyCubE (HyCubE+) is **23.30%** faster than HyC2D, with **5.91%** less GPU memory. It is well known that the architecture of 3D convolutional

embedding is more complex than that of 2D convolutional embedding. Since our proposed model is designed as an end-to-end efficient n -ary knowledge hypergraph embedding architecture by adaptively adjusting the structural information of 3D convolutional layers, it achieves fewer parameters and better efficiency. This experimental result further demonstrates that our proposed knowledge hypergraph 3D circular embedding model architecture attains an excellent trade-off between effectiveness and efficiency.

5.4.2 Model Training Convergence Curves

To further validate the superiority of our proposed model, we plot the convergence curves of the model training process. The experimental setup of the model training convergence curves is consistent with the efficiency metric comparison. The model training convergence curve baselines do not include HyConvE and ReAIE since their open source code does not output effectiveness metrics for the training process. The maximum number of iterations is set to 500 epochs during the convergence of all model training. Furthermore, the training iteration is terminated during the all knowledge hypergraph embedding models training process if the MRR metric does not improve for 50 epochs continuously.

The model training convergence curves of the *mixed arity* and *fixed arity* knowledge hypergraph datasets are shown in Fig. 5 and Fig. 6. From the experimental results, it can be seen that HyCubE (HyCubE+) has the fastest training convergence while achieving the best performance. In particular, the training convergence of HyCubE+ with the 3D residual module is slowed down on the *fixed arity* knowledge hypergraph datasets (WikiPeople-3 and WikiPeople-4) with high relation-specific. However, the 3D residual module nicely enhances the model effectiveness on the *fixed arity* knowledge hypergraph datasets. In addition, the training convergence of HyCubE (HyCubE+) is consistently faster than that of HyC2D, further demonstrating the superiority of our proposed efficient knowledge hypergraph 3D convolutional embedding. Thus, better performance can be obtained faster in large-scale knowledge hypergraph applications.

5.5 Ablation Study

The ablation study was conducted on *mixed arity* and *fixed arity* knowledge hypergraph datasets with hyperparameters consistent with the knowledge hypergraph link prediction

TABLE 7: Results of Ablation Study on Mixed Arity Knowledge Hypergraph Datasets. The best results are in boldface.

Model	JF17K				WikiPeople				FB-AUTO			
	MRR	Hit@1	Hit@3	Hit@10	MRR	Hit@1	Hit@3	Hit@10	MRR	Hit@1	Hit@3	Hit@10
HyCubE	0.584	0.508	0.616	0.730	0.448	0.368	0.490	0.592	0.881	0.860	0.894	0.918
w/o Alternate	0.579	0.506	0.612	0.723	0.447	0.367	0.487	0.591	0.875	0.853	0.888	0.911
w/o Circular	0.583	0.507	0.614	0.727	0.437	0.356	0.479	0.584	0.877	0.855	0.890	0.911
HyCubE+	0.582	0.511	0.611	0.720	0.433	0.347	0.478	0.591	0.891	0.872	0.901	0.923
w/o Alternate	0.577	0.505	0.607	0.719	0.432	0.345	0.477	0.590	0.887	0.869	0.897	0.919
w/o Circular	0.532	0.451	0.568	0.690	0.432	0.346	0.477	0.589	0.888	0.871	0.898	0.919
HyC2D	0.569	0.496	0.600	0.708	0.402	0.323	0.443	0.549	0.866	0.843	0.880	0.909

TABLE 8: Results of Ablation Study on Fixed Arity Knowledge Hypergraph Datasets. The best results are in boldface.

Model	JF17K-3			JF17K-4			WikiPeople-3			WikiPeople-4		
	MRR	Hit@1	Hit@10	MRR	Hit@1	Hit@10	MRR	Hit@1	Hit@10	MRR	Hit@1	Hit@10
HyCubE	0.599	0.534	0.723	0.793	0.742	0.887	0.336	0.256	0.499	0.367	0.258	0.578
w/o Alternate	0.596	0.532	0.718	0.789	0.738	0.884	0.332	0.252	0.492	0.363	0.248	0.577
w/o Circular	0.590	0.525	0.714	0.790	0.738	0.886	0.330	0.252	0.490	0.361	0.249	0.576
HyCubE+	0.603	0.537	0.728	0.794	0.743	0.886	0.345	0.260	0.515	0.383	0.269	0.602
w/o Alternate	0.601	0.534	0.727	0.791	0.740	0.882	0.343	0.255	0.514	0.377	0.260	0.597
w/o Circular	0.601	0.535	0.726	0.792	0.741	0.885	0.340	0.254	0.512	0.373	0.253	0.597
HyC2D	0.574	0.510	0.700	0.757	0.699	0.862	0.318	0.237	0.479	0.324	0.210	0.559

task. For the core part of the HyCubE model, we conduct two ablation study experiments: removing the *alternate stack strategy* (w/o Alternate) and removing the circular padding of the *3D circular convolution* (w/o Circular). Similarly, for the HyCubE+ model with the 3D residual module, we also perform two ablation study experiments: removing the *alternate stack strategy* (w/o Alternate) and removing the circular padding of the *3D circular convolution* (w/o Circular). Because the mask mechanism of the *alternate mask stack strategy* couples the 1-N multilinear scoring function of the model, the mask mechanism is maintained in the ablation study. Furthermore, the 2D variant version of HyCubE, HyC2D, is used as a comparative baseline for ablation study experiments to evaluate the superiority of 3D convolution embedding further.

The experimental results of the *mixed arity* knowledge hypergraph ablation study are shown in TABLE 7, and the experimental results of the *fixed arity* knowledge hypergraph ablation study are shown in TABLE 8. It should be noted that the data analysis of the experimental results of the *fixed arity* knowledge hypergraph ablation study included the Hit@3 metric (not shown due to space constraints). HyCubE (HyCubE+) decreases performance on all evaluation metrics when removing any core components for *mixed arity* and *fixed arity* knowledge hypergraph link prediction task. Specifically, on the *mixed arity* knowledge hypergraph datasets, the performance of HyCubE (w/o Alternate) and HyCubE (w/o Circular) decreases by an average of 0.59% and 1.08%, respectively; the performance of HyCubE+ (w/o Alternate) and HyCubE+ (w/o Circular) reduces by an average of 0.48% and 3.08%, respectively. On the *fixed arity* knowledge hypergraph datasets, the performance of HyCubE (w/o Alternate) and HyCubE (w/o Circular) decreases by an average of 0.96% and 1.35%, respectively; the performance of HyCubE+ (w/o Alternate) and HyCubE+ (w/o Circular) reduces by an average of 0.81% and 1.20%, respectively.

Consequently, the circular padding of *3D circular convolution* is superior to the *alternate stack strategy* in enhancing the expressive power of knowledge hypergraph embedding.

In addition, the experimental results of the *mixed arity* and *fixed arity* knowledge hypergraph ablation study show that HyCubE has an average performance improvement of **6.11%** over HyC2D, and HyCubE+ has an average performance improvement of **6.97%** over HyC2D. Obviously, the 3D convolutional framework plays the most significant role in improving the expressiveness of the knowledge hypergraph embedding model. This experimental result also proves again that 3D convolution is undoubtedly superior to 2D convolution in knowledge hypergraph embedding.

5.6 Hyperparameter Analysis

An outstanding knowledge hypergraph embedding model should achieve a better trade-off between effectiveness and efficiency. It is well known that the convolution kernel size is an essential hyperparameter for convolutional neural network models, and the batch size impacts both time and memory usage during model training. Therefore, two core hyperparameters, *Convolution Kernel Size* and *Batch Size*, are used for sensitivity analysis to evaluate the stability of the knowledge hypergraph embedding model. Additionally, all other hyperparameters are consistent with the *mixed arity* and *fixed arity* knowledge hypergraph link prediction task.

5.6.1 Mixed Arity Knowledge Hypergraph Analysis

On the *mixed arity* knowledge hypergraph datasets (JF17K, WikiPeople, and FB-AUTO), the experimental results of 3D circular convolution kernel size parameter analysis are shown in Fig. 7, and the experimental results of batch size parameter analysis are shown in Fig. 8. It can be seen from the *mixed arity* knowledge hypergraph experimental results that 3D circular convolution kernel size and batch size have an impact on the performance of knowledge hypergraph

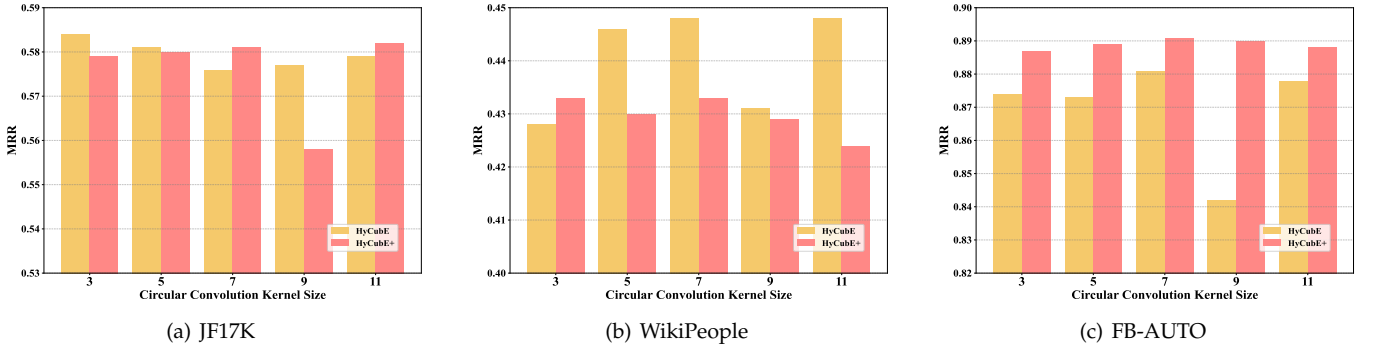


Fig. 7: The 3D circular convolution kernel size parameter analysis on mixed arity knowledge hypergraph datasets.

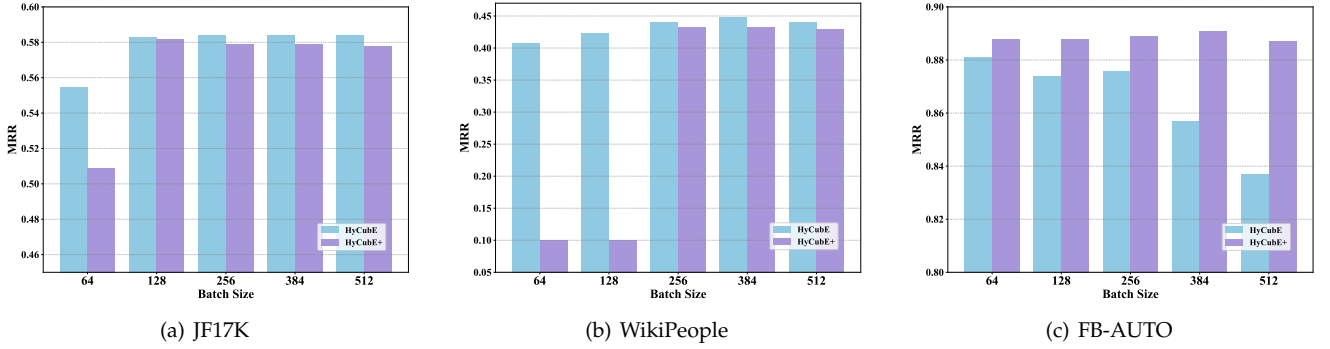


Fig. 8: The batch size parameter analysis on mixed arity knowledge hypergraph datasets.

embedding. However, the variations of all evaluation metrics are moderate, proving that our proposed model is robust and stable. Moreover, HyCubE is generally more stable than HyCubE+ in datasets (JF17K and WikiPeople) with more n -ary semantic information. On the contrary, in datasets (FB-AUTO) with less n -ary semantic information, the stability of HyCubE+ is significantly better than that of HyCubE.

In addition, in the batch size parameter analysis experiments, when the batch size is 64 and 128, the loss function of the HyCubE+ model does not converge during the training process. For the aesthetics of the figures in this paper, we set the HyCubE+ experimental results to 0.10. In particular, we perform batch size parameter analysis experiments on the WikiPeople dataset using some of the state-of-the-art baseline models (RAM, PosKHG, and HyConvE) and find that all of these baselines are prone to loss function non-convergence on the WikiPeople dataset. From the experimental analysis of the *mixed arity* knowledge hypergraph link prediction task, it is clear that the WikiPeople dataset has the highest number of relation-arity and relation-specific. Consequently, the inherent n -ary semantic information of the WikiPeople dataset is the most complex, which makes it challenging to optimize the hyperparameters of the knowledge hypergraph embedding model.

5.6.2 Fixed Arity Knowledge Hypergraph Analysis

On the *fixed arity* knowledge hypergraph datasets (JF17K-3, JF17K-4, WikiPeople-3, and WikiPeople-4), the experimental results of 3D circular convolution kernel size parameter analysis are shown in Fig. 9, and the experimental results

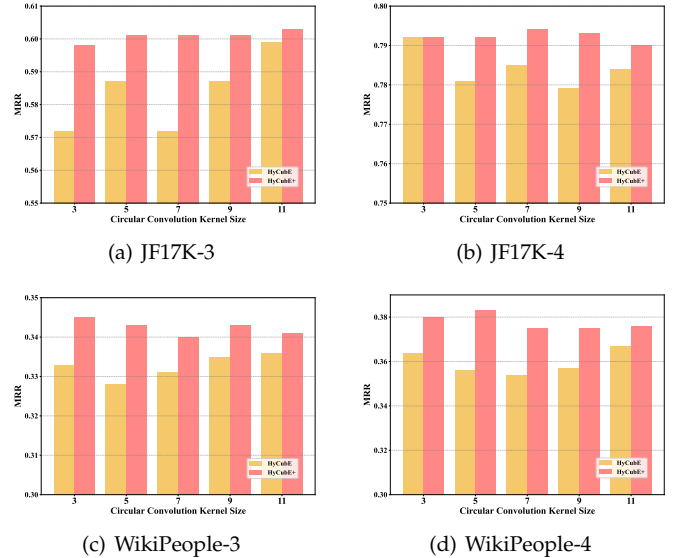


Fig. 9: The 3D circular convolution kernel size parameter analysis on fixed arity knowledge hypergraph datasets.

of batch size parameter analysis are shown in Fig. 10. It can be seen from the *fixed arity* knowledge hypergraph experimental results that 3D circular convolution kernel size and batch size have an impact on the performance of knowledge hypergraph embedding. However, the variations of all evaluation metrics are moderate, proving the good

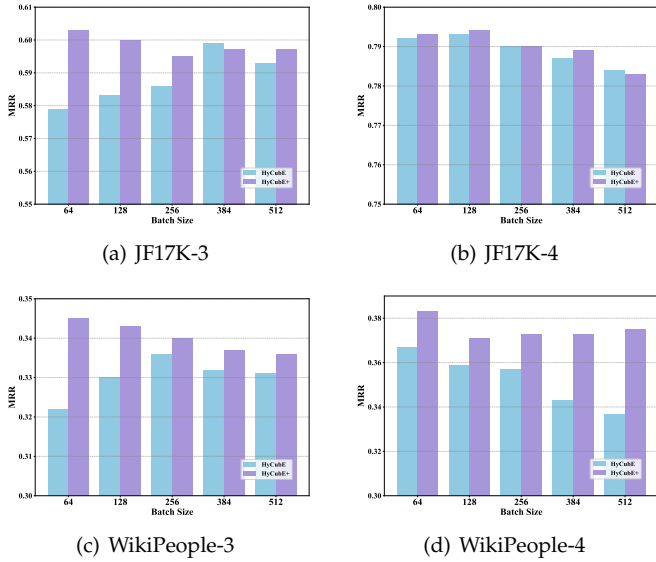


Fig. 10: The batch size parameter analysis on fixed arity knowledge hypergraph datasets.

stability of our proposed model.

HyCubE+ is consistently better than HyCubE regarding expressiveness and stability on the *fixed arity* knowledge hypergraph datasets. Furthermore, the *fixed arity* knowledge hypergraph datasets have significantly less n -ary semantic information than the *mixed arity* knowledge hypergraph datasets. This experimental result further demonstrates the effectiveness of the 3D residual module, especially for datasets with less n -ary semantic information.

6 CONCLUSION

In this paper, we propose a performance-enhanced 3D circular convolutional embedding model, HyCubE, which designs a novel 3D circular convolutional neural network and introduces the *alternate mask stack* strategy to achieve effective knowledge hypergraph embedding. Our proposed model enables a better trade-off between effectiveness and efficiency by adaptively adjusting the 3D circular convolutional layer structure to construct end-to-end efficient n -ary knowledge hypergraph embedding with fewer parameters. Additionally, HyCubE+ with the 3D residual module is proposed to effectively alleviate the gradient vanishing problem that occurs easily in knowledge hypergraph datasets with few n -ary semantic information. Extensive experimental studies have shown that HyCubE has significant model efficiency advantages and is more suitable for large-scale knowledge hypergraph applications. HyCubE+ can effectively improve the embedding performance of knowledge hypergraph datasets with less n -ary semantic information.

REFERENCES

- [1] J. Wen, J. Li, Y. Mao, S. Chen, and R. Zhang, "On the representation and embedding of knowledge bases beyond binary relations," in *Proceedings of the Twenty-Fifth International Joint Conference on Artificial Intelligence*, ser. IJCAI'16, 2016, pp. 1300–1307.
- [2] B. Fatemi, P. Taslakian, D. Vazquez, and D. Poole, "Knowledge hypergraphs: prediction beyond binary relations," in *Proceedings of the Twenty-Ninth International Conference on International Joint Conferences on Artificial Intelligence*, ser. IJCAI'21, 2021, pp. 2191–2197.
- [3] C. Wang, X. Wang, Z. Li, Z. Chen, and J. Li, "Hyconve: A novel embedding model for knowledge hypergraph link prediction with convolutional neural networks," in *Proceedings of the ACM Web Conference 2023*, ser. WWW'23, 2023, pp. 188–198.
- [4] Z. Li, "Knowledge hypergraph reasoning based on representation learning," in *International Conference on Database Systems for Advanced Applications*, ser. DASFAA'23, 2023, pp. 743–747.
- [5] B. Fatemi, P. Taslakian, D. Vazquez, and D. Poole, "Knowledge hypergraph embedding meets relational algebra," *Journal of Machine Learning Research*, vol. 24, no. 105, pp. 1–34, 2023.
- [6] Z. Li, C. Wang, X. Wang, Z. Chen, and J. Li, "Hje: Joint convolutional representation learning for knowledge hypergraph completion," *IEEE Transactions on Knowledge and Data Engineering*, no. 01, pp. 1–14, 2024.
- [7] B. M. Lake and M. Baroni, "Human-like systematic generalization through a meta-learning neural network," *Nature*, vol. 623, no. 7985, pp. 115–121, 2023.
- [8] W. Zhang, Y. Zhu, M. Chen, Y. Geng, Y. Huang, Y. Xu, W. Song, and H. Chen, "Structure pretraining and prompt tuning for knowledge graph transfer," in *Proceedings of the ACM Web Conference 2023*, ser. WWW'23, 2023, pp. 2581–2590.
- [9] X. Liu, S. Zhao, K. Su, Y. Cen, J. Qiu, M. Zhang, W. Wu, Y. Dong, and J. Tang, "Mask and reason: Pre-training knowledge graph transformers for complex logical queries," in *Proceedings of the 28th ACM SIGKDD Conference on Knowledge Discovery and Data Mining*, ser. KDD'22, 2022, pp. 1120–1130.
- [10] X. Zhou, B. Hui, I. Zeira, H. Wu, and L. Tian, "Dynamic relation learning for link prediction in knowledge hypergraphs," *Applied Intelligence*, vol. 53, no. 22, pp. 26 580–26 591, 2023.
- [11] S. Chen, X. Liu, J. Gao, J. Jiao, R. Zhang, and Y. Ji, "Hitter: Hierarchical transformers for knowledge graph embeddings," in *Proceedings of the 2021 Conference on Empirical Methods in Natural Language Processing*, ser. EMNLP'21, 2021, pp. 10 395–10 407.
- [12] P. Baghersahi, R. Hosseini, and H. Moradi, "Self-attention presents low-dimensional knowledge graph embeddings for link prediction," *Knowledge-Based Systems*, vol. 260, pp. 110–124, 2023.
- [13] S. Vashishth, S. Sanyal, V. Nitin, N. Agrawal, and P. Talukdar, "Interact: Improving convolution-based knowledge graph embeddings by increasing feature interactions," in *Proceedings of the 34th AAAI Conference on Artificial Intelligence*, ser. AAAI'20, 2020, pp. 3009–3016.
- [14] X. Jiang, Q. Wang, and B. Wang, "Adaptive convolution for multi-relational learning," in *Proceedings of the 2019 Conference of the North American Chapter of the Association for Computational Linguistics: Human Language Technologies, Volume 1 (Long and Short Papers)*, ser. NAACL'20, 2019, pp. 978–987.
- [15] F. Ren, J. Li, H. Zhang, S. Liu, B. Li, R. Ming, and Y. Bai, "Knowledge graph embedding with atrous convolution and residual learning," in *Proceedings of the 28th International Conference on Computational Linguistics*, ser. COLING'20, 2020, pp. 1532–1543.
- [16] Z. Wang, J. Zhang, J. Feng, and Z. Chen, "Knowledge graph embedding by translating on hyperplanes," in *Proceedings of the Twenty-Eighth AAAI Conference on Artificial Intelligence*, ser. AAAI'14, 2014, pp. 1112–1119.
- [17] R. Zhang, J. Li, J. Mei, and Y. Mao, "Scalable instance reconstruction in knowledge bases via relatedness affiliated embedding," in *Proceedings of the 2018 World Wide Web Conference*, ser. WWW'18, 2018, pp. 1185–1194.
- [18] S. Guan, X. Jin, Y. Wang, and X. Cheng, "Link prediction on n -ary relational data," in *Proceedings of the 2019 World Wide Web Conference*, ser. WWW'19, 2019, pp. 583–593.
- [19] Y. Liu, Q. Yao, and Y. Li, "Generalizing tensor decomposition for n -ary relational knowledge bases," in *Proceedings of The Web Conference 2020*, ser. WWW'20, 2020, pp. 1104–1114.
- [20] I. Balažević, C. Allen, and T. Hospedales, "Tucker: Tensor factorization for knowledge graph completion," in *Proceedings of the 2019 Conference on Empirical Methods in Natural Language Processing and the 9th International Joint Conference on Natural Language Processing (EMNLP-IJCNLP)*, ser. EMNLP'19, 2019, pp. 5185–5194.
- [21] S. M. Kazemi and D. Poole, "Simple embedding for link prediction in knowledge graphs," in *Proceedings of the 32nd International*

Conference on Neural Information Processing Systems, ser. NeurIPS'18, 2018, pp. 4289–4300.

- [22] Y. Liu, Q. Yao, and Y. Li, "Role-aware modeling for n-ary relational knowledge bases," in *Proceedings of The Web Conference 2021*, ser. WWW'21, 2021, pp. 2660–2671.
- [23] Z. Chen, X. Wang, C. Wang, and Z. Li, "Poskhg: A position-aware knowledge hypergraph model for link prediction," *Data Science and Engineering*, vol. 8, no. 2, pp. 135–145, 2023.
- [24] Z. Chen, X. Wang, C. Wang, and J. Li, "Explainable link prediction in knowledge hypergraphs," in *Proceedings of the 31st ACM International Conference on Information & Knowledge Management*, ser. CIKM'22, 2022, pp. 262–271.
- [25] S. Guan, X. Jin, J. Guo, Y. Wang, and X. Cheng, "Link prediction on n-ary relational data based on relatedness evaluation," *IEEE Transactions on Knowledge and Data Engineering*, vol. 35, no. 1, pp. 672–685, 2023.
- [26] T.-H. Wang, H.-J. Huang, J.-T. Lin, C.-W. Hu, K.-H. Zeng, and M. Sun, "Omnidirectional cnn for visual place recognition and navigation," in *IEEE International Conference on Robotics and Automation*, ser. ICRA'18, 2018, pp. 2341–2348.
- [27] T. Dettmers, P. Minervini, P. Stenetorp, and S. Riedel, "Convolutional 2d knowledge graph embeddings," in *Proceedings of the Thirty-Second AAAI Conference on Artificial Intelligence*, ser. AAAI'18, 2018, pp. 1811–1818.
- [28] N. Srivastava, G. Hinton, A. Krizhevsky, I. Sutskever, and R. Salakhutdinov, "Dropout: a simple way to prevent neural networks from overfitting," *The journal of machine learning research*, vol. 15, no. 1, pp. 1929–1958, 2014.
- [29] S. Ioffe and C. Szegedy, "Batch normalization: Accelerating deep network training by reducing internal covariate shift," in *International conference on machine learning*, ser. ICML'15, 2015, pp. 448–456.
- [30] J. Duchi, E. Hazan, and Y. Singer, "Adaptive subgradient methods for online learning and stochastic optimization," *Journal of machine learning research*, vol. 12, no. 7, 2011.
- [31] Z. Zhou, C. Wang, Y. Feng, and D. Chen, "Jointe: Jointly utilizing 1d and 2d convolution for knowledge graph embedding," *Knowledge-Based Systems*, vol. 240, p. 108100, 2022.
- [32] N. Ma, X. Zhang, H.-T. Zheng, and J. Sun, "Shufflenet v2: Practical guidelines for efficient cnn architecture design," in *European Conference on Computer Vision*, ser. ECCV'18, 2018, pp. 122–138.
- [33] X. Ding, X. Zhang, N. Ma, J. Han, G. Ding, and J. Sun, "Repvgg: Making vgg-style convnets great again," in *Proceedings of the IEEE/CVF conference on computer vision and pattern recognition*, ser. CVPR'21, 2021, pp. 13 733–13 742.
- [34] C.-Y. Wang, H.-Y. M. Liao, Y.-H. Wu, P.-Y. Chen, J.-W. Hsieh, and I.-H. Yeh, "Cspnet: A new backbone that can enhance learning capability of cnn," in *Proceedings of the IEEE/CVF conference on computer vision and pattern recognition workshops*, 2020, pp. 390–391.




Jun Zhao received Ph.D. degree in management science and engineering from the Beijing Institute of Technology, China, in 2006. He is the former dean of the business school and currently is a professor in the economic and management of school, Ningxia University. His research interests include information system, computational experiments, and big data intelligent applications.



Wenbin Guo is currently pursuing a PhD degree in Computer Science and Technology, College of Intelligence and Computing, Tianjin University, Tianjin, China. His current research interests include knowledge representation learning.



Zhao Li is currently pursuing a PhD degree in Computer Science and Technology, College of Intelligence and Computing, Tianjin University, Tianjin, China. His current research interests include knowledge graph, representation learning and reasoning, and Responsible AI. He is the president of the Tianjin University Student Chapter of the China Computer Federation.



Jianxin Li received a Ph.D. degree in computer science from the Swinburne University of Technology, Melbourne, VIC, Australia, in 2009. He is an Associate Professor with the School of Information Technology, Deakin University, Burwood, VIC, Australia. His current research interests include database query processing and optimization, social network analytics, and traffic network data processing. He is a senior member of the IEEE Computer Society.



Xin Wang received the BE and PhD degrees in computer science and technology from Nankai University in 2004 and 2009, respectively. He is currently a professor in the College of Intelligence and Computing, Tianjin University. His research interests include knowledge graph data management, graph databases, and big data distributed processing. He is a member of the IEEE and the IEEE Computer Society.