

# Seagull: Privacy Preserving Network Verification System

1<sup>st</sup> Jaber Daneshamooz

*Department of Computer Science*  
*University of California, Santa Barbara*  
Santa Barbara, USA  
jaber@ucsb.edu

2<sup>nd</sup> Melody Yu

*Sage Hill School*  
Newport Coast, USA  
ocmelodyyu@gmail.com

3<sup>rd</sup> Sucheer Maddury

*Leland High School*  
Santa Barbara, USA  
smaddury@ucsb.edu

**Abstract**—The current routing protocol used in the internet backbone is based on manual configuration, making it susceptible to errors. To mitigate these configuration-related issues, it becomes imperative to validate the accuracy and convergence of the algorithm, ensuring a seamless operation devoid of problems. However, the process of network verification faces challenges related to privacy and scalability.

This paper addresses these challenges by introducing a novel approach: leveraging privacy-preserving computation, specifically multiparty computation (MPC), to verify the correctness of configurations in the internet backbone, governed by the BGP protocol. Not only does our proposed solution effectively address scalability concerns, but it also establishes a robust privacy framework. Through rigorous analysis, we demonstrate that our approach maintains privacy by not disclosing any information beyond the query result, thus providing a comprehensive and secure solution to the intricacies associated with routing protocol verification in large-scale networks.

**Index Terms**—Network verification, privacy, MPC, BGP

## I. INTRODUCTION

Network configuration, encompassing the assignment of settings and policies, is vital for the proper functioning of the Internet. This involves the intricate task of configuring routers, which are central to maintaining internet connectivity and optimizing resource utilization. Among the various components, configuring routers with routing protocols stands out as both crucial and challenging, with the Border Gateway Protocol (BGP) being the de facto standard in the backbone network.

In a backbone network, all routers communicate using the BGP protocol to exchange reachability information. Each router belongs to an autonomous system (AS), and administrators manually apply BGP configurations. The BGP configuration process involves defining and applying policies that determine the criteria for selecting the best path among multiple options. Manual configuration, performed independently in each AS, introduces the possibility of inconsistencies, potentially leading to internet outages—a nightmare for internet clients and e-commerce companies.

The vulnerabilities in BGP peering, including routing leaks and misconfigurations, pose significant challenges. Such issues can not only cause network outages but also be exploited by malicious third parties to disrupt connectivity and leak sensitive network information [2].

Alarming statistics, such as the report by Alibaba on networking incidents in 2016 and 2017, indicate that 66% of incidents are caused by misconfigurations. These misconfigurations include mistakes in configuration updates (56%) and

bugs triggered by hardware failures (10%) [19]. In 2019, a network misconfiguration by Verizon resulted in a substantial outage, redirecting web traffic meant for major online platforms through an unintended path [5]. The financial and reputational repercussions of such incidents, exemplified by Meta’s 2021 outage incurring an estimated 100 million dollars in lost advertising revenue, underscore the critical importance of robust network configurations [3]. The average cost of network outage downtime is also significant, with every minute costing an average of 9,000 dollars [4].

To preemptively identify and prevent such issues, network verification processes come into play. However, the introduction of network verification raises privacy concerns. The input data required for verification, which may include sensitive information like BGP policies, is not something network administrators are willing to share openly. This is particularly challenging in the context of inter AS level verification, where multiple ASes need to contribute data, and privacy concerns become more pronounced.

In intra AS level verification, where all networking devices are managed by a single entity, the AS administrator has local access to all data necessary for verification. Consequently, privacy concerns are less pronounced in this context. However, in inter AS level verification, the verification system must collect data from multiple ASes, posing challenges as AS administrators are hesitant to share data due to economic and security considerations. Therefore, a robust inter AS level network verification system must provide a guaranteed level of privacy to encourage AS administrators to share the required data.

In chapter II, we delineate the background and articulate the problem statement. Following this, Chapter III introduces Seagull, our method tailored for private network verification, with a specific focus on loop detection—the paramount feature necessitating scrutiny. Subsequently, Chapter IV defines our threat model and the way we provide privacy guarantees. Chapter V shows the benchmarking of our algorithms. In the final chapter, we delve into an exploration of related works and their limitations.

## II. PROBLEM STATEMENT AND BACKGROUND

### A. Border gateway protocol

The Border Gateway Protocol (BGP) stands as the predominant routing protocol within the backbone network, designed

specifically for the exchange of routing and reachability information among autonomous systems. In BGP, the computation of routes and the selection of paths are determined by the following criteria [7]:

- Path properties like shortest AS\_PATH, prefix length etc
- Routing policies like business relations following Gao-Rexford rule [6]
- Rule-sets like LOCAL\_PREFERENCE to route the traffic through a specific AS

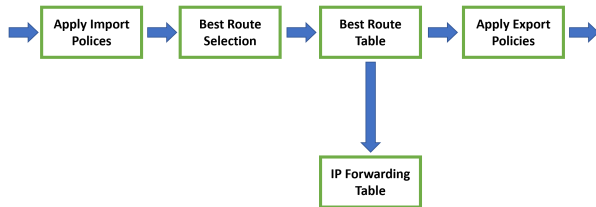


Fig. 1: BGP route computation process

```

RouterA# show ip bgp
BGP table version is 14, local router ID is 172.31.11.1
Status codes: s suppressed, d damped, h history, * valid, > best, i -
internal, r RIB-failure, S Stale
Origin codes: i - IGP, e - EGP, ? - incomplete
   Network        Next Hop        Metric LocPrf Weight Path
*> 10.1.0.0/24    0.0.0.0          0       32768 i
* i              10.1.0.2         0       100   0 i
*> 10.1.1.0/24    0.0.0.0          0       32768 i
*>i10.1.2.0/24    10.1.0.2         0       100   0 i
*> 10.97.97.0/24  172.31.1.3       0       64998 64997 i
* i              172.31.11.4      0       64999 64997 i
* i              172.31.11.4      0       64999 64997 i
*> 10.254.0.0/24  172.31.1.3       0       64998 i
* i              172.31.11.4      0       64999 64998 i
* i              172.31.1.3       0       64998 i
r> 172.31.1.0/24  172.31.1.3       0       64998 i
r i              172.31.11.4      0       64999 64998 i
r i              172.31.1.3       0       64998 i
*> 172.31.2.0/24  172.31.1.3       0       64998 i
<-output omitted>
  
```

Fig. 2: An example of BGP table content (cite the picture)

ASes utilizing the BGP protocol maintain three key routing tables: the BGP neighbor table, the BGP table (or BGP RIB - Routing Information Base), and the BGP routing table.

The BGP neighbor table catalogs information about BGP neighbors, outlining the connected peers in the network. The BGP table, also known as BGP RIB, stores Network Layer Reachability Information (NLRI), consolidating routes from all neighbors. Each destination in this table may have multiple routes with distinct attributes.

The BGP routing table selectively retains the best routes from the BGP table, determined based on BGP policies. Once chosen, these optimal routes are integrated into the Forwarding Information Base (FIB), directing the actual forwarding of network traffic. This streamlined organization of tables facilitates efficient route selection and propagation in BGP-enabled networks [7].

BGP policies play a pivotal role in selecting the optimal path to a destination among multiple identified paths. Additionally, these policies govern the decision of whether to advertise a particular path to neighboring Autonomous Systems (ASes) or not. The intricate nature of these decisions is significantly

influenced by the relationships that an AS maintains with its neighboring ASes [8].

Two distinct types of relationships exist between neighboring Autonomous Systems (ASes) within the realm of BGP routing:

- *Customer-Provider Relationship*: In this scenario, the customer AS procures connectivity services from the provider AS. This entails the customer paying the provider for the transmission of network traffic.
- *Peering Relationship*: In a peering relationship, two ASes mutually agree to exchange each other's traffic without any monetary transaction. This collaborative arrangement acts as a network shortcut, enhancing overall performance by facilitating direct traffic exchange between the involved ASes at no cost.

Based on Gao-Rexford rule [6], ASes have the following preference for routing the traffic regarding the commercial deals:

- 1) A route through the customer has the highest preference(They get paid)
- 2) A route through the peer is preferred to a route through provider
- 3) A route through the provider has the lowest preference(They need to pay)

According to the aforementioned rules, Autonomous Systems (ASes) are unwilling to advertise new routes to their providers. For instance, in Figure 3, node X is a customer of both B and C. While node X is aware of a path to Y through C, it refrains from advertising it to B. As a result, since B is unaware that X has a path to Y, it does not route the traffic destined for Y through X. If X advertises the XCY path to B, B will then forward the traffic destined for C and Y through X, charging X for the service [50].

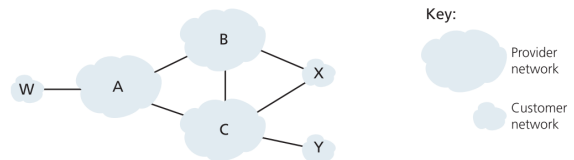


Fig. 3: BGP customer-provider relation [50]

AS administrators modify BGP policies for security, traffic management, and commercial reasons. These network configurations and updates are manually set, making them susceptible to errors. For instance, the BGP policies of one AS may conflict with those of other ASes. Policy updates can result in network loops or unreliability within a network segment.

### B. FIB

The Forwarding Information Base (FIB) is the outcome of the route computation process, particularly at the Autonomous System (AS) level. In this context, the FIB functions as a table mapping destination prefixes to the next-hop AS. Consequently, the AS directs traffic for a given destination,

Path Selection Parameter	Description
<b>Weight</b>	Cisco defined attribute, locally significant, highest is best.
<b>Local preference</b>	Default value is 100, highest is best.
<b>Network or Aggregate</b>	Locally originated via network or aggregate is preferred.
<b>Shortest AS-Path</b>	Tie breaker when all above are the same.
<b>Lowest Origin type</b>	IGPs have lower preference than EGP.
<b>Lowest MED</b>	Multi-Exit-Discriminator, lower is better.
<b>eBGP better than iBGP</b>	BGP prefers eBGP learnt prefixes than iBGP.
<b>Lowest IGP metric</b>	Lowest metric to the next hop is better.
<b>Oldest path</b>	When both paths are external, the one received 1 <sup>st</sup> is preferred.
<b>Lowest router ID</b>	A prefix advertised by a router with lowest router ID is preferred.
<b>Minimum cluster list length</b>	Tie breaker, then cluster with minimum list length is preferred.
<b>Lowest neighbor address</b>	Lowest neighbor address is preferred.

Fig. 4: BGP path selection algorithm [54]

denoted as  $d$ , to the corresponding next-hop AS as specified in the FIB table, such as the one illustrated in Table I.

Network routers utilize a forwarding table, populated by executing routing algorithms based on network configuration parameters to determine optimal paths for each packet [52]. The AS-level FIB, exemplified in Table I, illustrates the mapping of IP prefixes to their respective next hops (Next AS) for efficient packet routing within the network. For instance, according to this FIB table, traffic destined for the IP address 184.130.10.20 would be forwarded to the AS with an AS number of 43127. This succinctly demonstrates the practical application.

TABLE I: Network layer FIB at AS level

Prefix	Next Hop(ASN)
25.8.0.9/16	30125
12.244.0.0/24	870
184.0.0.0/8	43127
128.69.16.0/24	870

Since the AS level FIBs are populated by considering BGP policies, any changes in the routing policies would be reflected in the FIB. Therefore, any conflict between BGP policies would appear as a form of conflict in the forwarding tables. BGP policies are like some conceptual information about the preference of one route over the other, while the FIB contains concrete information about each route, like the next-hop ID etc.

### C. Existing problems

BGP misconfigurations give rise to a spectrum of critical challenges within network infrastructure. These issues include concerns related to reachability, the formation of loops in the network, BGP leaks, and the unauthorized hijacking of prefixes. Understanding and addressing these problems are paramount for maintaining the integrity and efficiency of BGP-based routing in complex network environments.

1) *Reachability*: In inter-AS level, network reachability refers to the ability of data packets to travel across different autonomous systems and reach their intended destination. It involves establishing communication paths between devices in distinct autonomous systems, considering independent policies and configurations.

Reachability encompasses various forms of misconfiguration. For instance, network loops can prevent certain ASes from accessing specific destinations, while prefix hijacking can render an AS unreachable if its prefix is hijacked. In this paper, we define reachability as the ability for a source  $s$  to access a specific destination  $d$ . Our focus lies in verifying whether  $s$  can successfully reach  $d$  within the network architecture under examination.

2) *Loop freedom*: Network loops in the inter-AS level often stem from BGP misconfigurations. In the presence of a BGP misconfiguration, packets may circulate endlessly within the loop until the Time-To-Live (TTL) value reaches zero, at which point the packets are dropped. Consequently, the intended destination remains unreachable as the packets are trapped in the loop.

As an illustration, consider figure 5, where node 4 withdraws its prefix from nodes 2 and 3 but continues advertising the same prefix to node 6 (for reasons like load balancing or changes in AS relations). Node 2 is aware that nodes 3 and 6 have a route to 4 through the previous route advertisement. Similarly, node 3 knows that nodes 2 and 6 have a route to 4. If both nodes 2 and 3 prefer each other over node 6 as the new route to 4, it would lead to a routing cycle.

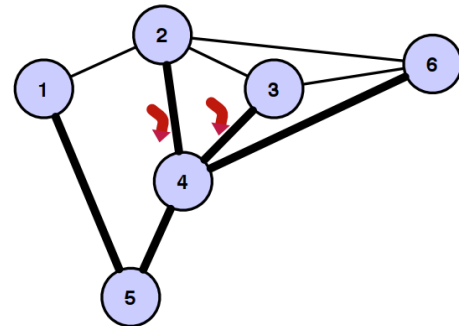


Fig. 5: Policy change causing BGP loops at 2 and 3 when 4 withdraws a prefix from 2 and 3 but not 6 [51]

3) *BGP route leak*: A route leak occurs when routing announcements extend beyond their intended scope, violating the policies established by the sender, receiver, or any AS along the preceding AS path. The intended scope is typically defined by a set of local redistribution and filtering policies distributed among the involved ASes. These policies are often specified in terms of the pair-wise peering relationships between ASes, such as customer, transit provider, or peer relationships [25].

The consequences of a route leak include the redirection of traffic through unintended paths, potentially exposing it to eavesdropping or traffic analysis. This redirection may or may not lead to network overload or a black hole. Route leaks can occur accidentally or through malicious intent, but more commonly, they result from unintentional misconfigurations [25].

4) *Prefix hijacking*: A considerable number of routing incidents result from the inherent vulnerability of BGP, particu-

larly in prefix hijacking. BGP lacks the capability to verify the legitimacy of announcements from ASes. In a prefix hijacking scenario, an AS can exploit this weakness by falsely advertising a prefix it does not own. This manipulation redirects traffic intended for the legitimate owner to the hijacking AS, enabling malicious actions such as blackholing or interception [26]. The urgency of identifying and preventing prefix hijacks promptly is crucial for AS administrators, given the associated security risks. Based on [9], there were 14 prefix hijacking incidents every day from January to July 2020 (Figure 6).

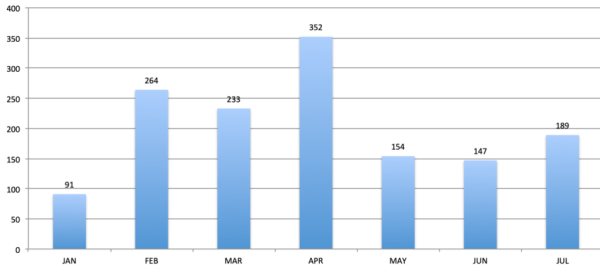


Fig. 6: Number of prefix hijacks from Jan to Jul 2020 [9]

5) *Waypoint identification*: Recognizing a waypoint is not inherently a network issue, but rather a piece of information that network administrators may find valuable. The identification of a waypoint involves determining whether a particular node  $w$  resides along the path from source  $s$  to destination  $d$  or not.

The primary contribution of this paper lies in the design of a network verification system that meticulously examines the following properties in a manner that is both scalable and privacy-preserving:

- **Loopfree**: Determining whether the network contains loops.
- **Reachability**: Ensuring that specific AS  $d$  is accessible from node  $s$ .
- **Waypoint**: Assessing whether node  $x$  resides along the path from source ( $s$ ) to destination ( $d$ ).
- **Prefix hijacking**: Identification and safeguarding against the unauthorized hijacking of prefixes by other peers.
- **BGP route leak**: Preventing BGP route leaks through rigorous verification processes.

Given the aforementioned considerations, caution must be exercised in implementing new policies within Autonomous Systems (ASes). Prior to executing any configuration updates, AS administrators should meticulously assess potential issues using network verification systems.

Within the networking domain, business owners, particularly those in the network sector, are wary of sharing proprietary commercial information. The potential leak of such confidential details, especially through the observation of Border Gateway Protocol (BGP) policies, poses a significant risk to their enterprises. Consequently, it is paramount for AS administrators to maintain strict confidentiality regarding their BGP routing policies to safeguard the integrity and security of their network infrastructure.

By addressing these critical network properties with a focus on scalability and privacy preservation, our system aims to enhance the robustness and security of network infrastructure.

### III. METHODOLOGY

#### A. Choice of framework

We commenced our review by examining Awesome-MPC repository [27], which encompasses 25 frameworks. From this compilation, we initially filtered out frameworks that support more than 2-party computation (2PC) and are accompanied by either a paper and/or comprehensive documentation. The detailed evaluation of these selected frameworks is presented in Table II.

#### B. Internet Topology Analysis

The shallow depth of the Autonomous System (AS) connection graph, as highlighted by RIPE’s analysis indicating an average AS path length of 4.5 [53], underscores the interconnected nature of the internet backbone. This interconnectedness implies that the forwarding graph resembles a wide, shallow tree structure.

In light of this observation, we establish a threshold of 15 as the maximum allowable number of ASes in the path between two nodes. This threshold reflects the practical considerations of the internet’s topology and the typical path lengths observed in real-world routing scenarios. If we take a path from a node and the length exceeds 15, and the destination is still not visited, we conclude that the destination is unreachable. However, it’s worth noting that this threshold can be adjusted as necessary based on specific network requirements or evolving internet infrastructure.

#### C. Input representation and sharing

The network verification system plays a crucial role in identifying potential policy conflicts within the network. Given that the AS level FIBs are populated based on BGP policies, any modifications to routing policies directly manifest in the FIB. Consequently, conflicts between BGP policies are readily apparent as discrepancies in the forwarding tables.

BGP policies, representing conceptual preferences for one route over another, are reflected in the FIB with concrete details such as the next-hop ID. The distinction lies in the fact that FIBs provide tangible information about each route, making it easier to detect conflicts and network issues, including loops. Seagull, recognizing the advantage of FIBs in this context, utilizes the FIB of each node for network verification. By leveraging FIB information across all network nodes, Seagull ensures a comprehensive and effective approach to verifying the integrity of the network.

The forwarding graph, derived from the Forwarding Information Base (FIB), serves as a network representation, as illustrated in Figure 7. This graph which is represented as a list of edges, takes the form of a directed graph, where each edge connects a node to its designated next hop for a specific destination within the network. It’s important to note that there is one forwarding graph per destination.

TABLE II: Review and comparison of MPC frameworks from Rotaru’s Awesome-MPC

Framework	Adversary Type	Platform	Intended Use	Method
ABY3 [28]	Semi-honest	-	Secure ML	Mixed protocol
Crypten [29]	-	PyTorch	Secure ML	Secret sharing
FRESCO [30]	Semi-honest/malicious	Java	Data science	Library format
HoneyBadgerMPC [31]	Semi-honest	-	Blockchain integration	Guaranteed output delivery
JIFF [32]	Semi-honest	JS	Application building	Beaver triples generation
libTMCG [33]	Semi-honest	C++	Online card games	Library format
MOTION [34]	Semi-honest	-	Any	Mixed protocol
MP-SPDZ [35]	Semi-honest/malicious	C++/Python	Benchmarking	Garbled circuits
MPyC [36]	-	Python	Any	Mixed protocol
Rosetta [37]	Semi-honest, honest majority	TensorFlow	Secure ML	SecureNN, Helix
SCALE-MAMBA [38]	Malicious, supports dishonest majority	-	Any	Secret sharing
SecretFlow-SPU [39]	-	C++/Python	Secure ML	Provability, measurability
Sharemind [40]	Semi-honest, honest majority	-	Data-driven services	Secret sharing
TF Encrypted [41]	Semi-honest	Tensorflow	Secure ML	Secret sharing
TNO-MPC [42]	-	Python	Any	Secret sharing

In this graph, each node, except for the destination node, has an outdegree of exactly one, indicating a unique next hop in the FIB. This structured representation effectively captures the routing information for each specific destination, facilitating efficient and targeted routing within the network.

The absence of outgoing edges for a node in the forwarding graph indicates that the destination is unreachable via that specific node, implying a failure in the network’s reachability test. Detecting a node without an outgoing edge is an implementation detail signaling that the node has not shared its next hop for a specific prefix. This observation is crucial for maintaining accurate and effective routing within the network. It is noteworthy that if a node shares more than one next hop for a destination, only the newest one is accepted.

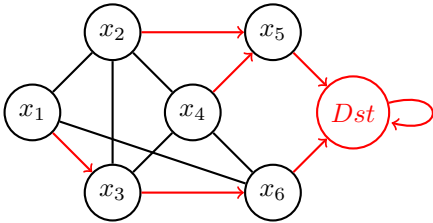


Fig. 7: Network topology and its corresponding forwarding graph of destination Dst(annotated in red)

In the depicted setup illustrated in Figure 8, the Autonomous Systems (ASes) share their Forwarding Information Bases (FIB) with the verifier. This transfer is meticulously designed to ensure that divulging the FIB to the verification section does not expose any confidential information. Employing the additive secret sharing method for this purpose [13], each server in the verifier receives a share of every FIB entry. During the initial run of Seagull, all ASes send their entire FIB for every destination to the verifier, with the verifier preserving this data. Subsequently, ASes only transmit changes in their FIB resulting from updates in BGP configurations and policies.

To safeguard FIB privacy, Seagull employs multiparty computation (MPC) within the verifier. The verifier comprises

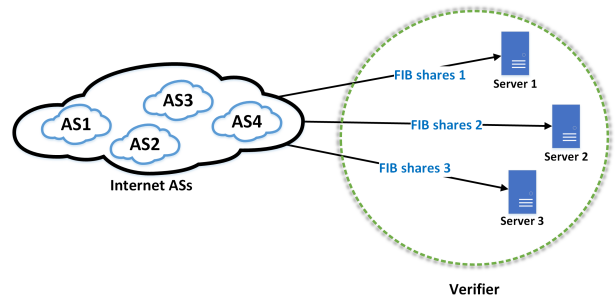


Fig. 8: Initial setup: ASes sharing FIB with the verifier through Additive Secret Sharing method

three or more parties that collaborate to confidentially execute the verification process. Seagull leverages the additive secret sharing method for MPC. In this approach, each data element in the FIB is broken into several shares, with each share allocated to one of the servers in the verifier. The summation of these shares reconstructs the original data. While the summation discloses the secret values, the security of additive secret sharing ensures that none of these servers gains information about the original data unless at least one of them refrains from compromising security.

#### D. Reachability

The reachability check evaluates whether a destination node, denoted as  $d$ , is accessible from a given source node,  $s$ . Leveraging the specific graph representation introduced earlier, this verification process is straightforward. Utilizing multiparty computation, we traverse the edges, commencing from node  $s$  and aiming to reach  $d$ . If the algorithm successfully reaches  $d$ , it returns true. Conversely, if we iterate more than 15 times, representing the maximum hop count, without visiting  $d$ , we infer that  $d$  is not reachable.

It is crucial to note that the access pattern to different sections of the shared graph might inadvertently unveil the association between secretly shared values and specific nodes.

To mitigate this risk, we adopt a meticulous approach. Instead of prematurely stopping upon finding the next hop, we consistently iterate through the entire array. Additionally, we adhere to a predetermined limit of 15 iterations before returning the final verdict. This cautious methodology ensures that the reachability check maintains the confidentiality of shared values while accurately determining the accessibility between nodes in the shared graph.

### E. Loop detection

As previously mentioned, a forwarding graph, where each node can access a destination, takes the form of a tree, with each node (excluding the destination) having a single outgoing edge. This can also be conceptualized as the destination having a loopback.

If a set of entries in the FIB creates a loop, that loop becomes evident in the forwarding graph. A loop-free forwarding graph is weakly connected, meaning that if we convert all directed edges in the forwarding graph to undirected edges, it results in a connected undirected graph. In simpler terms, if a set of FIB entries creates a loop, the equivalent undirected forwarding graph becomes a disconnected graph (see Figure 9). Therefore, to assess the loop-free property of the network, we need only check whether the forwarding graph is connected or not.

It's important to note that the conventional methods of identifying loops in a general graph, such as using Breadth-First Search (BFS) [20], Depth-First Search (DFS) [21], Topology [22], Tarjan [23], Johnson [24] or employing Directed Acyclic Graph (DAG) techniques with forward or backward edges, may not be the most suitable approach in this context. This is primarily due to the privacy-preserving nature of the method and the unique characteristics of our graph, which resembles a tree structure. Therefore, our problem revolves around checking connectivity or identifying the connected components within the forwarding graph.

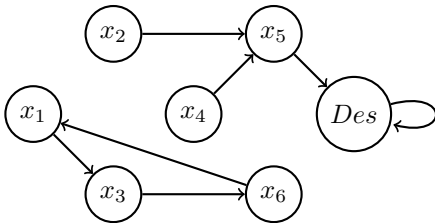


Fig. 9: Forwarding graph with loop

To verify connectivity and identify loops, a comprehensive traversal of the entire forwarding graph is necessary. Given the wide and shallow characteristics of the forwarding graph, BFS seems intuitively suitable. However, rather than solely relying on intuition, we conducted an experiment to benchmark the performance of various algorithms.

For this purpose, we generated graphs resembling forwarding graphs with  $N$  nodes and  $N - 1$  edges of varying sizes based on the CAIDA dataset [10]. The results of these

benchmarks are presented in Table III. This experiment served to validate our intuition regarding the most effective algorithm for our specific problem.

TABLE III: Loop Detection Algorithms

Edges	BFS	DFS	Topology	Tarjan's	DSU	Johnson
1384	0.002	0.001	0.002	0.002	0.057	0.843
5500	0.006	0.005	0.007	0.007	0.046	0.732
25066	0.020	0.041	0.069	0.067	0.074	22.211
25089	0.026	0.054	0.064	0.072	0.081	21.880
25071	0.023	0.049	0.059	0.069	0.111	22.468
25067	0.023	0.043	0.062	0.073	0.089	22.757
25079	0.024	0.052	0.066	0.073	0.085	22.069

Seagull employs BFS starting from the destination node, which serves as the root of the tree/graph. In this iterative process, BFS systematically visits the nodes and if the graph is connected, BFS covers all nodes. Notably, in regular BFS, when dealing with multiple connected components, a different starting point is chosen if the current connected component has been visited entirely. In Seagull, this is not the case, and the algorithm stops when it can not discover more nodes, as it represents our desired outcome.

Given that the starting point of BFS is the destination node, traversal occurs in the opposite direction of the edges' orientation. To achieve this, we reverse the forwarding graph. This reversal is executed by reversing the Forwarding Information Base (FIB), as depicted in Tables IV and V.

TABLE IV: FIB

Source	next-hop
x1	x2
x3	x6
x2	x5
x4	x5

TABLE V: Reversed FIB

Source	next-hop
x2	x1
x6	x3
x5	x2
x5	x4

The reversed FIB table is privately shared among the MPC parties. Each entry in this table contains the IDs of two nodes, representing an edge in the reversed forwarding graph. Additionally, a list of visited nodes, denoted as  $V$ , is confidentially shared among the MPC parties. This list serves as the third column in the FIB, comprising boolean values indicating whether the edge (or the next-hop node) has been visited.

Given that the FIBs are destination-based, the destination associated with each table is known. Seagull initiates the process from the destination node  $d$  and systematically iterates through the reversed FIB to pinpoint the neighbors of  $d$ . This is accomplished by privately comparing the source ID of entries in the reversed FIB with the ID of  $d$ . Whenever a match is identified, indicating a connection from the source node to  $d$ , Seagull updates the corresponding entry in  $V$  accordingly.

Once all neighbors of the destination are visited, Seagull selects the next node in  $V$  and proceeds to discover its neighbors. Seagull repeats these steps until one of the following criteria is met: 1) All nodes are visited, indicating a loop-free network. In this case, all values in  $V$  are true. 2) There are

some unvisited nodes, but Seagull is unable to discover new nodes 1.

In the first scenario, where all values of  $V$  are true, the network is loop-free. If this is not the case, it implies that the reversed forwarding graph is not connected, and therefore, the graph is not loop-free. This determination can be made using a sum operation over  $V$ , secretly aggregating the 1s for true values.

---

**Algorithm 1** IsLoopFreeRoute(node  $d$ , array FIB(three columns), array  $V$ , int  $n$ )

---

**Require:** Destination node  $d$ , secretly shared array of visited nodes, FIB and number of nodes  $n$

**Ensure:** All paths to  $d$  are loop free

```

1:  $V \leftarrow$  empty array
2: MPC.append(  $V$ ,  $d.ID$ )
3: flag = True
4: while  $V.size() \neq n$  && flag do
5:   flag = False
6:   for all row in FIB do
7:     if row.src in  $V$  && row.visited = false then
8:       MPC.insert( $V$ , row.src)
9:       row.visited = true
10:      flag = True
11:     end if
12:   end for
13: end while
14: if  $V.size() == n$  then
15:   return True
16: else
17:   return False
18: end if

```

---

#### F. Algorithm improvements

1) *Removing leaves:* Before initiating the BFS, it is advantageous to traverse the reversed FIB and identify the leaf nodes. Leaf nodes are those without a next hop. Given that the indegree of each node (excluding the destination) in the reversed FIB is precisely one, we can deduce that the second column (next hop) in the reverse FIB contains a list of all unique AS numbers.

If an AS number in the second column does not appear in the first column (source node), we can conclude that the corresponding node is a leaf, and consequently, we can remove the associated edge. Given the nature of the forwarding graph, which resembles a wide and shallow tree, removing leaves substantially reduces the input size. This reduction in input size leads to more efficient and faster privacy-preserving BFS.

#### G. Discover several nodes at a time

In a typical BFS, each node is visited, and its unvisited neighbors are added to the queue before exploring the next node. This method is well-suited for a graph represented as an adjacency list, and its execution time is typically  $O(n + e)$ , where  $n$  is the number of nodes and  $e$  is the number of

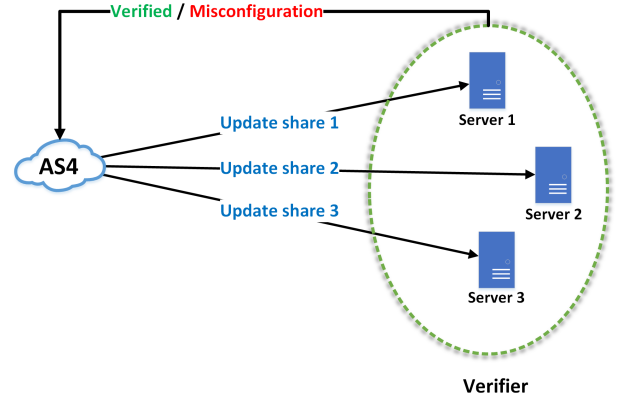


Fig. 10: Incremental Verification: AS4 initiates a query to determine the safety of updating to its new policy.

edges. However, our input graph is represented as a list of edges, and the traditional BFS method is not optimized for this representation.

In our approach, when visiting an edge, we check whether the source node is in the visited list. If the source node is already visited, we add the next hop to the visited list. This approach eliminates the need to iterate through the entire table for each node visited. Instead, we efficiently find the neighbors of several nodes simultaneously. Consequently, the number of times we need to iterate through the FIB table is on the order of the depth of the graph (a small number, e.g., 15) rather than on the order of the number of nodes. This optimization significantly enhances the efficiency of the algorithm.

1) *No need consider cross edges:* In the general BFS algorithm, before adding a node  $x$  to the list of visited nodes  $V$ , we typically check if it is already visited using the following conditional statement:

$$if(x \in V) \quad (1)$$

This check is crucial to prevent revisiting a node and avoiding an infinite loop in the graph, particularly when dealing with back edges. However, in our FIB, the out-degree of each node is equal to 1. Since we are employing the BFS algorithm on the reverse FIB, the in-degree of each node in the input of the BFS algorithm is 1.

When the in-degree of every vertex is equal to 1, it implies that there are no back edges to the same node in our graph. As a result, the conditional statement for checking  $row.visited = false$  becomes unnecessary, and we can omit running this if statement for efficiency purposes.

#### H. Loop detection(Query phase, incremental)

Validating the LoopFree property across the entire forwarding graph poses a considerable expense. As previously highlighted, the necessity to identify all nodes within the forwarding graph, especially in an internet ecosystem comprising over 100,000 ASes [11], makes running the mentioned algorithms for each policy update impractical. This approach

would lead to an overwhelming computational burden on the verifier servers.

Furthermore, the demand for an interactive system that responds within a matter of minutes adds complexity. The preceding loop detection method falls short in meeting this responsiveness requirement. It's crucial to note that the system handles queries sequentially, introducing potential delays. For instance, if AS X has initiated a query and AS Y requires an update on its policies, the latter must await the completion of X's query. To address these challenges, we require an approach capable of promptly responding to queries within an acceptable time frame.

A tree is a connected graph without any loop. Our forwarding graph  $G$  is a tree with  $n$  vertices. A connected graph with  $n$  vertices and  $n-1$  edges is a tree; Therefore, our forwarding graph has  $n-1$  edges. Suppose that we want to connect another AS called  $x$  to the forwarding graph. We need to add a vertex and an edge(connects  $x$  to it's next hop in the forwarding graph). We can prove that adding  $x$  to  $G$  does not create a loop. Adding  $x$  increases the number of nodes to  $n + 1$  and the number of edges to  $n$ . Based on the theorems explained earlier, if the new graph is connected, it is a tree and does not have a loop. Since one point of the added edge is  $x$ , the graph is connected and we can deduce that the resulting graph is loop free.

We claim that if the application of policy updates by AS  $x$  does not create a loop in the path from  $x$  to the destination, we can reasonably conclude that the entire forwarding graph will remain loop-free. In this context, we first substantiate our claim and subsequently offer a solution, based on this claim, to verify loop-freedom upon AS query.

*Theorem 1:* Let  $G$  and  $G'$  represent two trees with  $m$  and  $n$  nodes, respectively, equating to  $m - 1$  and  $n - 1$  edges. By adding an edge  $E(u, v)$  where  $u \in G$  and  $v \in G'$  (or vice versa), we maintain the tree properties of the resulting graph. This assertion can be demonstrated through the Kruskal minimum spanning tree algorithm [61].

We suppose that node  $x$  updates its policies. This update in policy only affects the next-hop value of  $x$  and the nodes which reach to the destination through  $x$ (node  $x$  is their waypoint to the destination). So, for every node including the ones between  $x$  and destination  $d$ , this policy change does not have any effect, and the destination is reachable by those nodes.

Suppose that we divide the graph into two subgraphs A and B. Subgraph A contains the node that reach the destination through  $x$ (in other words,  $x$  is a waypoint of those nodes) and the other subgraph contains the rest of the nodes. We consider that  $x$  is a member of A and the corresponding edge of  $x$  has not been added yet (the recent policy update). Let us call this edge  $E(x, u)$ .  $u$  is the next hope of  $x$ . If  $u \in B$ , based on the theorem 1, the resulting graph would be a tree and loop-free. Otherwise if  $u \in A$ , it is obvious that the forwarding graph would be disconnected and we would have a loop.

Therefore, there are two approaches for proving loop freedom in this case. One approach would be finding all the successors of  $x$  in the reverse FIB and checking whether the

new next hop of  $x$  is one of them or not. If it is, new policies applied by  $x$  would create a loop, otherwise, it does not. The other method is checking whether the new path from  $x$  to the destination is loop-free or not. In this scenario, we can easily apply the reachability algorithm III-D. If these algorithms show that applying new policies would not create a loop, the  $x$  AS admin can proceed and apply the new policy; Otherwise, they should refrain from applying it.

The cost of incremental loop detection aligns with the cost of the reachability algorithm, a considerably faster alternative to running BFS. The potential for parallel execution of multiple queries also exists. However, regrettably, parallel queries are not feasible in this scenario due to the inherent risk of producing false positives.

### I. Waypoint detection

To validate this property, we reconstruct the path from source ( $s$ ) to destination ( $d$ ). During this process, each time we identify the next node on the path from  $s$  to  $d$ , we compare it with  $w$ . If the values match, we ascertain that  $w$  serves as a waypoint node. This procedure closely resembles the reachability algorithm outlined in Section III-D.

While we introduce an efficient solution for identifying waypoints and demonstrate that the algorithm discloses nothing beyond the query result, privacy remains a concern when not considering a privacy budget. Without a privacy budget, an attacker could reconstruct all paths associated with a node, deduce the next hops for that node across various network prefixes, and consequently extract policies. We advocate either refraining from implementing waypoints or establishing a privacy budget that restricts queriers from exceeding a defined threshold for waypoint queries. This precaution is essential to safeguard against potential privacy breaches.

### J. Prefix hijacking detection and prevention

Prefix hijacking poses a significant threat to network security, and Seagull employs a straightforward approach to detect and prevent such incidents without the need for intricate computations on the graph. The primary strategy involves checking that no more than one Autonomous System (AS) claims ownership of a prefix. In the Forwarding Information Base (FIB), owning a prefix manifests as a loopback, with the destination in the forwarding graph representing the prefix owner. By examining each FIB, if more than one node shares the same source and destination, it indicates a potential prefix hijacking incident. This detection process entails a single iteration through the FIB.

The Regional Internet Registry (RIR) [11] assigns different IP prefixes to various Autonomous Systems (ASes). To figure out if there's any mischief going on, we secretly share a table that links AS numbers to their IP prefixes. If more than one AS says they own the same prefix, we can use this table to check who's telling the truth and identify any potential troublemakers. This helps us make sure that IP addresses are in the right hands and keeps the network secure.



Another effective measure for preventing prefix hijacking is Resource Public Key Infrastructure (RPKI) [12]. RPKI relies on digital certification, providing a means for anyone consulting its repository to verify the accuracy of the association between a prefix and an autonomous system. This ensures that the claimed ownership of IP prefixes aligns with authorized and validated records, adding an extra layer of security against potential hijacking attempts.

#### K. BGP route leak

BGP route leaks often occur due to unintentional misconfigurations, although malicious behavior can also be a contributing factor. Seagull is proficient in identifying BGP leaks resulting from prefix hijacking or misconfigurations leading to blackholes (e.g., loops or lack of reachability). In such cases, Seagull employs the aforementioned verification methods to detect and address the anomalies.

However, if the BGP leak stems from incorrect export/import policy setups in Autonomous Systems (ASes) or malicious activities that do not lead to unreachability (e.g., used for traffic analysis purposes), Seagull faces limitations in detection. This is because such issues cannot be identified solely through the next-hop information shared with the verifier. Seagull’s capabilities are optimized for scenarios where the impact on reachability is a key indicator of potential problems.

### IV. THREAT MODEL AND PRIVACY

#### A. Threat model

Seagull operates within the framework of the honest but curious (HBC) threat model, where parties may attempt to extract as much information as possible without resorting to manipulation or conducting faulty operations.

A protocol is considered  $t$ -private under the HBC model if a coalition of up to  $t$  parties, colluding at the conclusion of the protocol, cannot access the private data. Seagull achieves  $(t - 1)$ -privacy, where  $t$  denotes the number of servers within the verifier. Consequently, even if one server refrains from collusion with others, the confidentiality of the data remains intact. Given the inherent lack of trust among entities in this scenario, an anti-trust threat model applies to the verifier. In this context, the presence of a single non-colluding server within the verifier suffices to uphold data privacy. Across the entire system, all entities are assumed to adhere to the principles of honesty but curiosity.

Our objective is to execute the aforementioned algorithms in a privacy-preserving manner, with the ultimate aim of safeguarding AS policies from exposure. We aim to demonstrate that AS policies can be inferred from Forwarding Information Base (FIB) data. Therefore, to ensure policy confidentiality, we must secure the FIB during computation. This entails maintaining the confidentiality of FIB data and ensuring that access patterns and frequency do not inadvertently disclose policy information. Additionally, we will establish that the outcome of computations does not divulge any details that could lead to policy identification. Consequently, the system’s

only discernible output will be the result of the algorithm (True or False).

#### B. Attack model

Seagull’s reliance on the Forwarding Information Base (FIB) for network verification introduces a potential vulnerability. While a typical adversary might only discern the best route from each node to a specific destination by accessing the FIB, an active adversary can exploit this information to unveil all possible routes with their respective rankings.

The adversarial strategy involves systematically removing links corresponding to the best path of a node in the FIB. As the BGP protocol dynamically adjusts to changes in network topology, the removal of links prompts the protocol to select the next best path. This process can be iteratively applied, allowing the adversary to uncover multiple routes to a specific destination, along with their ranking order. With knowledge of all possible routes and their rankings, the attacker gains insights into the BGP policies governing a node.

Consider a directed graph, denoted as  $G$ , constructed based on the BGP table for destination  $D$ . Here, an edge  $E(u, v)$  signifies a route from node  $u$  to  $D$  with the next-hop being node  $v$ . The Forwarding Information Base (FIB) constitutes a subgraph of  $G$ , wherein edges exclusively represent routes with the highest rank. Consequently, the FIB retains certain information about the BGP table.

In the event of an attacker gaining access to the forwarding graph, they can exploit the strategy outlined above. By selectively severing links between nodes and their next-hops to  $D$ , the attacker triggers the BGP protocol to recalculate the best route. Repeating this process multiple times reveals successive routes with varying rankings from a specific node  $x$  to destination  $D$ . The attacker must iterate this query for each neighbor of node  $x$  in graph  $G$ , with the number of iterations ( $n$ ) corresponding to the maximum number of neighbors a node in  $G$  can have.

This methodological exploitation underscores the importance of safeguarding the FIB to prevent adversaries from deducing sensitive BGP policy information through iterative probing and analysis.

Some BGP tables are selectively accessible, with certain entries designated as public while others remain private or only partially disclosed. Given the crucial nature of this information for AS administrators, safeguarding its confidentiality is of paramount importance, as unauthorized access poses a significant threat. Seagull is specifically designed to address this challenge by focusing on concealing the Forwarding Information Base (FIB), ensuring that attackers cannot glean any information about the BGP table through observation of FIB.

The risk of private data leakage exists across various points within the system. An attacker might exploit vulnerabilities during the sharing of private data by the data provider, or a malicious insider could illicitly access stored data within the system. Additionally, there is a potential for the querier to obtain sensitive information from the query results.

To establish a robust privacy-preserving system, it is imperative to proactively prevent the leakage of private data at each stage. These measures include:

- 1) Data collection
- 2) Data storage
- 3) Computation
- 4) Sharing the result

Choosing the proper approach in each step highly depends on the utilized approach in the other steps.

### C. Privacy in data collection and storage

During the initial phase of data collection and storage, our approach involves the utilization of additive secret sharing, a cryptographic method that enhances privacy and security. While Shamir secret sharing is a viable alternative, the preference for additive secret sharing stems from its distinct advantages in our specific context.

### D. Privacy during computation

Throughout the computation phase, our approach employs multiparty computation (MPC), ensuring that the outcome of operations is the only information revealed. However, an additional crucial consideration is the enforcement of data-oblivious operations.

Data-oblivious execution, also referred to simply as oblivious execution, entails executing the same sequence of operations irrespective of the input data, and it involves data-independent memory accesses. This characteristic makes data-oblivious execution particularly suitable for tasks outsourced to external entities. While techniques like Oblivious RAM (ORAM) excel in protecting certain aspects, such as concealing the accessed index, they often fall short in hiding the number of read/writes to the underlying data structure.

*Definition 1:* Let  $d$  represent the input to a graph algorithm, and let  $A(d)$  denote the sequence of memory accesses made by the algorithm. The algorithm attains the status of being data-oblivious when, for two inputs  $d$  and  $d'$  of equal length, it executes an identical sequence of instructions, and the access patterns  $A(d)$  and  $A(d')$  remain indistinguishable to every party involved in the computation.

*Definition 2:* Let the forwarding graph  $d$  represent the input to a graph algorithm, and let  $A(d)$  denote the sequence of memory accesses made by the algorithm. The algorithm is deemed data-oblivious when, for two inputs  $d$  and  $d'$  of equal length, the sequence of instructions, access patterns, and the number of accesses become irrelevant with respect to the structure of graphs  $d$  and  $d'$ .

In a nutshell, the security definition intuitively demands that the server gains no insight into the access pattern. In other words, no information should be disclosed regarding

- Which specific data is being accessed.
- The timestamp of the last access to the data.
- The recurrence of accessing the same data (linkability).
- The access pattern, be it sequential, random, or otherwise.
- Whether the access operation pertains to a read or a write action.

Our implementation of the algorithm, coupled with the utilization of Scale-Mamba, which inherently employs Oblivious RAM (ORAM) by default, ensures the complete obliviousness of the computation.

### E. Privacy in sharing the result

The query results in our system are represented by binary values for all predefined query types. Through our analysis, we've identified that certain sensitive and repetitive queries might pose a risk of data leakage. To address this concern, we have taken the approach of either refraining from implementing such queries or introducing a privacy budget to limit repetitive queries and scanning activities.

It's important to note that the binary nature of the query result ensures that it lacks specific information about the private data. Instead, it serves as a boolean value indicating whether a particular network property is satisfied or not. Given that the verification system necessitates exact results, differential privacy is not employed at any stage within Seagull. This strategic decision further strengthens our commitment to maintaining the integrity and precision of the verification process without compromising the confidentiality of the underlying data.

## V. EVALUATION

### A. Network topology

In this study, we used real-world network topologies to evaluate the performance of Seagull, as it is designed for inter-AS networks. For our analysis, we utilized the AS-level network topology dataset from the Center for Applied Internet Data Analysis (CAIDA). Specifically, our analysis was based on the IPv4 Routed /24 AS Links Dataset [10] provided by CAIDA. This dataset comprises daily snapshots of real-world backbone Internet graphs, detailing the connections between autonomous systems across the Internet.

In this dataset, every AS in the network is considered as a node in the network topology which is identified by a unique AS number (ASN). The datasets represent the network topology by the set of edges in the network where each edge is defined by a pair of ASN. We used Seagull to privately verify the network on different scales.

### B. FIB generation

Every node in the network has a FIB which contains the necessary information for reaching all of the IP prefixes. However, seagull verifies the network properties by considering the forwarding graph for each destination. Hence, we need to generate destination-based FIBs. In contrast to the source-based FIB, the destination FIB contains information for reaching an IP prefix by every node.

*1) Random FIB generation:* In order to generate a random destination-based FIB, we used BFS as a graph search algorithm. Since the AS network topology is a connected unweighted graph, the BFS search would generate a minimum spanning tree (forwarding graph). In addition, in an unweighted graph, the shortest path is the path with the least number of edges. Therefore, by running BFS on the AS network graph,

we always reach the other node from the given source using the minimum number of edges.

### C. Loop detection algorithms benchmarking

We developed six Python-based algorithms for loop detection, adapting existing graph algorithms for this purpose. Our evaluation strategy involved two distinct graph types: AS-link graphs derived from the CAIDA dataset and FIBs. To assess the scalability of loop detection algorithms, we analyzed their performance on AS-link graphs of different sizes. Our first AS-link graph comprises 1384 edges, representing a relatively smaller graph. The second graph is larger with 5500 edges, simulating a more extensive and complex network. We also generated four FIB graphs based on four random IP destination prefixes. For testing loop detection, we deliberately introduced loops into these FIB graphs by altering the next-hop values for select nodes. Each of these four FIBs contained approximately 25,000 edges, providing a substantial dataset for assessing the algorithms' effectiveness in loop detection under varied conditions.

We executed these algorithms on the adjusted AS-link graphs and FIB graphs. We execute each algorithm five times consecutively on the same graph and then calculate the average execution time. Table ?? shows their execution time. Each row corresponds to a graph. Each column represents a graph algorithm modified for loop detection with its respective execution times for the graphs, recorded in seconds. The result shows that BFS and DFS algorithms perform as the most efficient algorithms for graph traversal. Normally, BFS and DFS should have similar execution times, both being executed in  $O(n)$  where  $n$  is the number of nodes in the graph. On AS-link graphs, BFS is not as efficient as the standard DFS implementation. However, on FIB graphs, nodes only have one next-hop neighbor; this specific characteristic allows BFS to outperform DFS. Since our network verification system will operate solely on FIB graphs, the best loop detection algorithm is BFS.

### D. SCALE-MAMBA loop detection

We implemented Algorithm 1 with an MPC framework called *Scale – Mamba* and ran loop detection on seven random FIBs generated from the CAIDA dataset. with different sizes. the system on a Linux machine with an Intel i7-6700K CPU, 4.00GHz, and 16 GB RAM. In our experiment, we established three MPC parties, each confidentially sharing their private FIB data. All these parties were configured to run on a single computer, effectively reducing the communication overhead typically associated with distributed setups.

The benchmark result is shown in Table VI. The execution time to verify LoopFree property over the entire FIB intensifies considerably, following a quadratic growth trend. As the node count approaches 4800, the verification time extends to approximately 25 hours (or 92,151.6 seconds). On the other hand, the query phase runs pretty fast if we just want to verify a policy update from a specific AS node. For instance, verifying

a policy modification for a FIB with 4800 nodes takes merely 77 seconds.

TABLE VI: SCALE-MAMBA Loop Detection

Test	Loop	#Nodes	#Visited	Verify FIB	Query Phase
1	N	1245	1245	9244.4 s	20.0 s
2	N	2708	2708	29233.2 s	43.5 s
3	Y	2708	2334	27064.9 s	43.3 s
4	Y	2708	2144	25494.8 s	43.2 s
5	Y	2708	1668	21489.6 s	43.1 s
6	Y	4800	1007	33859.0 s	77.0 s
7	N	4800	4800	92151.6 s	77.3 s

## VI. RELATED WORKS

While most of the current works focus on the scalability of network verification in large-scale networks, privacy issues are usually undermined; a large-scale network verification system that ignores privacy issues is useless. Although it can verify a large network so fast, the ASes would avoid sharing the required information with the verifier. In other words, preserving privacy is as important as the scalability of these network verifiers. To the best of our knowledge, there is no prior work on privacy issues in network verification.

Network verification is an expensive operation. Therefore, if the privacy preserving operation is not designed efficiently, the system would be so costly and not applicable. Therefore, we can not blindly apply privacy preserving computation. We need to customize the algorithms for solving this specific problem.

Most of the works in privacy preserving systems try to remove the link between the data owner and the data. However, in network verification, we can not ignore or eliminate this bound. In network verification, the data records are related to each other and release some information about the network design.

Unlike many applications of privacy preserving systems where the program tolerates some level of inaccuracy, network verification systems are so sensitive and require a fully accurate response. Hence, we can not apply differential privacy and sacrifice accuracy to get privacy. Therefore, the common approaches like node differential privacy or edge differential privacy are not applicable here.

Additionally, BGP already includes mechanisms to prevent loops, however, these mechanisms have limitations [46]. For eBGP, or BGP protocol between ASes, there is an AS-path attribute to information packets that cause an AS to discard the packet if it sees its own AS number. For iBGP, or BGP protocol within ASes, split horizon rule states that packets from one iBGP party should not be sent to a neighbor. The main issue with these mechanisms is that they simply prevent the forwarding of a packet of looped information, without detecting the loop itself. The information in the eBGP case will simply be lost as it would be discarded by the original AS. Consequently, designing a preventative mechanism that can enable to seamless forwarding of the packet would be useful.

Huisan Xu et al. introduces a privacy-preserving system for interdomain configuration verification [43], enabling

Autonomous Systems (ASes) to simulate and verify their networks using data oblivious computation. This system relies on a simulation-based approach where ASes encode their BGP configurations into data-oblivious structures and collaboratively compute a secret network data plane, ultimately achieving a converged state when all nodes have determined their best routes. The system incorporates DO-Simulation for the primary algorithm and a DO-DPV algorithm for verifying network properties, utilizing n-party SMPC primitives and a DFS-based traversal. However, the system’s practicality is limited by its lengthy verification time (up to 51 minutes for 32 ASes), support for only basic BGP attributes, lack of incremental verification, and inability to differentiate between route and forwarding reachability.

Arnaud Dethise et al. address the challenges of integrating SDN with BGP at SDXs, focusing on how BGP deflections in SDN-enabled IXPs can lead to forwarding loops and explores solutions for loop-free routing [44]. They introduce a path verifier that uses the Distinct-Match primitive and secure multi-party computation protocols to determine if the new or modified routing policy will create a forwarding loop between the SDXes. However, its utility is confined to detecting loops in SDN contexts at IXPs, not extending to AS routing changes.

Gilad Asharov et al. advocate for the logical centralization of BGP route computation through Multi-Party Computation (MPC) among parties lacking mutual trust [45]. They introduce two algorithms for AS-level interdomain routing: the first prioritizes routes based on AS business relationships, while the second allows ASes to choose next hops based on individual preferences. These algorithms, employing BFS for graph traversal, are translated into boolean circuits optimized for MPC, highlighting efficiency in large networks but limited by a semi-honest adversarial model reliant on two computational parties. While the paper suggests practical runtimes at regional scales, it lacks evidence for global scale performance and acknowledges limitations in protocol choices impacting broader applicability.

Debayan Gupta et al. introduce a secure multi-party computation (SMPC) based approach to enhance BGP security by outsourcing route computations to predefined servers [47]. Each AS sends its routing policy to these servers, which then compute possible routes using SMPC and return them to the respective ASs. While this approach allows for quick routing protocol convergence and easy updates, it faces challenges in scalability and computational overhead.

In contrast to the previous method, Asharov et al.’s approach requires each AS to send only information regarding its relationships with neighboring ASs [48]. ASs have the option to designate a preferred neighbor or define export policies to indicate specific preferences. To minimize computational costs, their algorithm excludes stub ASs, which lack customers and do not handle transit traffic, thus simplifying the overall process and reducing the computational burden. This refinement makes their method more practical for larger networks by focusing on the more critical aspects of inter-domain routing security.

Wilko Henecka et al. proposes a privacy-preserving routing protocol that computes the shortest AS path based on the Bellman-Ford algorithm [49]. Instead of outsourcing route computations, each AS forwards encrypted messages along all known links to a predefined destination, cumulatively summing weights for the links by using homomorphic encryption. On receipt of all messages, the destination AS can determine the shortest path, even though the intermediate ASs on the route are kept private. The main disadvantage of this work is its significant message overhead. It further requires a prior knowledge of candidate destinations for the creation of routes between ASs.

Weizhao Jin et al. propose a decentralized path validation protocol for 5G networks with multiple network slicing authorities [55]. This protocol employs XOR hashing and Non-interactive Zero-Knowledge Proof (NIZK) for secure, private multi-hop path validation without compromising performance. The XOR-Hash protocol conceals node information and path details, while an NIZK-based anonymous sender verification ensures validation by only authorized senders. However, the additional latency introduced by the NIZK component poses a challenge for its application in high-speed, low-latency 5G networks.

Antonis Papadimitriou et al. present a privacy-preserving fault detection mechanism for distributed systems handling confidential data, utilizing zero-knowledge proofs (ZKP) to verify node operations without exposing sensitive information [56]. The method distributes detection tasks among nodes, combining classical ZKP with specialized data structures for handling complex inputs, illustrated through a chat server example using zero-knowledge maps. However, while initial results show promise, the practical application of this approach, especially in diverse systems, may face challenges due to computational and communication overheads and the need for adaptation to various protocols.

Murugeshwari et al. attempts to address privacy and security concerns in wireless ad hoc networks [57]. To do this, they propose TAP3, which selects a trust-able target and performs privacy-preserving route verification, which uses three phases—neighbor identification, trust estimate, and verification.

Yue et al. presents RLPchain, a mechanism for privacy-preserving route leak protection via blockchain and trusted execution environment [58]. The mechanism has several assumptions: it assumes adversaries cannot break cryptographic primitives or compromise the CPU, it assumes the number of malicious nodes is less than a quarter, and it assumes the honest nodes are well connected.

Kim et al. proposes a systematic verification technology that detects hijacked ASN routes via monitoring of IoT devices [59]. The researchers achieved 98% accuracy with Random Forest.

Haerberlen et al. explores the possibility of collaborative verification, whereby the expected function of nodes could be collectively verified while preserving security/privacy [60].

Li et al. attempts to protect against the “black hole attack”

via SRDPV, a method for a source node to verify a path to a benign destination in a privacy-preserving manner [64]. Via requests and replies, the method guarantees the source will avoid transmitting data via malicious nodes or a third party.

Djatzmiko et al. aims to provide a distributed mechanism that can analyze outage traffic data and use FACT instances to diagnose the root cause of an outage [65], [66]. To provide privacy/security, the paper makes use of MPC.

Luo et al. proposes IVeri, a solution for verifying BGP configurations using a SAT solver and Minesweeper modeling technique expanded for interdomain networks [67]. The method includes garbled circuits and oblivious shuffling for privacy-preservation, however, this in turn exposes the structure of backtracking-search steps.

Feamster proposes a sandbox method for BGP verification that combines with static analysis (testing configurations against constraints that resemble real configurations) [68]. The system verifies that all next-hop addresses are reachable, however does not specifically implement any privacy-preservation technique.

Chen proposes a verifier for transit, route preferences and consistent tagging [69]. It is able to inject symbolic routes that detect entire sets of announcements instead of single examples. The verifier functions and was tested on small-scale FIB graphs.

Using DFS and DAG are common approaches for finding loops in a graph. Running these recursive algorithms for network verification requires complete information about the graph connectivity and node policies. This issue leads to the leak of information even using privacy preserving systems. Current approaches are trying to run DFS in MPC without revealing information. Adding fake nodes and fake links to the graph is one of the approaches to hide private information in the process of running DFS in MPC. These approaches fail to keep the information private enough. Also, the process is so expensive in terms of computation and communication. Here, we present another approach to find loops in the network graph.

## REFERENCES

- [1] [zenodo.org](https://zenodo.org)
- [2] T. Griffin, G. Wilfong (1999). An Analysis of BGP Convergence Properties. *IEEE/ACM Transactions on Networking*, 7(6), 841-853.
- [3] [fortune.com](https://fortune.com)
- [4] [vertiv.com](https://vertiv.com)
- [5] [theregister.com](https://theregister.com)
- [6] Gao, Lixin, and Jennifer Rexford. "Stable Internet routing without global coordination." *IEEE/ACM Transactions on networking* 9.6 (2001): 681-692.
- [7] T. C. Bressoud, R. Rastogi and M. A. Smith, "Optimal configuration for BGP route selection," *IEEE INFOCOM 2003. Twenty-second Annual Joint Conference of the IEEE Computer and Communications Societies (IEEE Cat. No.03CH37428)*, San Francisco, CA, USA, 2003, pp. 916-926 vol.2
- [8] Siganos, Georgos, and Michalis Faloutsos. "Analyzing BGP policies: Methodology and tool." *IEEE INFOCOM 2004. Vol. 3. IEEE*, 2004.
- [9] [www.manrs.org](https://www.manrs.org)
- [10] [The IPv4 Routed 24 AS Links Dataset, June 24, 2023 - August 5, 2023](https://www.ripe.net/publications/docs/2023-06)
- [11] Regional Internet Registries Statistics
- [12] Maurer, Ueli. "Modelling a public-key infrastructure." *Computer Security—ESORICS 96: 4th European Symposium on Research in Computer Security Rome, Italy, September 25–27, 1996 Proceedings 4*. Springer Berlin Heidelberg, 1996.
- [13] Xiong, Lizhi, et al. "Efficient privacy-preserving computation based on additive secret sharing." *arXiv preprint arXiv:2009.05356* (2020).
- [14] D. Beaver, "Efficient multiparty protocols using circuit randomization," in *Annual International Cryptology Conference*. Springer, 1991, pp. 420–432.
- [15] Aly, Abdelrahman, et al. "Scale-mamba v1. 12: Documentation." (2021).
- [16] Blanton, Marina, Aaron Steele, and Mehrdad Alisagari. "Data-oblivious graph algorithms for secure computation and outsourcing." *Proceedings of the 8th ACM SIGSAC symposium on Information, computer and communications security*. 2013.
- [17] Cao, Ning, et al. "Privacy-preserving query over encrypted graph-structured data in cloud computing." *2011 31st International Conference on Distributed Computing Systems*. IEEE, 2011.
- [18] Hastings, Marcella, et al. "Sok: General purpose compilers for secure multi-party computation." *2019 IEEE symposium on security and privacy (SP)*. IEEE, 2019.
- [19] Liu, Hongqiang Harry, et al. "Automatic life cycle management of network configurations." *Proceedings of the Afternoon Workshop on Self-Driving Networks*. 2018.
- [20] Beamer, Scott, Krste Asanovic, and David Patterson. "Direction-optimizing breadth-first search." *SC'12: Proceedings of the International Conference on High Performance Computing, Networking, Storage and Analysis*. IEEE, 2012.
- [21] Tarjan, Robert. "Depth-first search and linear graph algorithms." *SIAM journal on computing* 1.2 (1972): 146-160.
- [22] D. Knuth and J. Szwarcfiter A structured program to generate all topological sorting arrangements. *Information Processing Letters* 2.6 (1974): 153–157.
- [23] Robert Tarjan, 1972. Depth-first search and linear graph algorithms. *SIAM Journal on Computing* 1. 2 (1972): 146–160.
- [24] Donald B. Johnson "Efficient algorithms for shortest paths in sparse networks", *Journal of the ACM*, 24 (1) (1977): 1–13,
- [25] K. Sriram, "Problem Definition and Classification of BGP Route Leaks", *Internet Engineering Task Force (IETF), Request for Comments: 7908*, 2016
- [26] Ballani, Hitesh, Paul Francis, and Xinyang Zhang. "A study of prefix hijacking and interception in the Internet." *ACM SIGCOMM Computer Communication Review* 37.4 (2007): 265-276.
- [27] D. Rotaru, "awesome-MPC: A curated list of multi party computation resources and links.", *GitHub*, <https://github.com/rdragos/awesome-mpc>.
- [28] P. Mohassel and P. Rindal, 'ABY3: A Mixed Protocol Framework for Machine Learning', in *Proceedings of the 2018 ACM SIGSAC Conference on Computer and Communications Security, Toronto, Canada, 2018*, pp. 35–52.
- [29] B. Knott, S. Venkataraman, A. Y. Hannun, S. Sengupta, M. Ibrahim, and L. J. P. van der Maaten, 'CrypTen: Secure Multi-Party Computation Meets Machine Learning', in *arXiv 2109.00984*, 2021.
- [30] Alexandra Institute, *FRESCO - A Framework for Efficient Secure Computation*. 2023.
- [31] D. Lu, T. Yurek, S. Kulshreshtha, R. Govind, A. Kate, and A. Miller, 'HoneyBadgerMPC and AsynchroMix: Practical Asynchronous MPC and Its Application to Anonymous Communication', in *Proceedings of the 2019 ACM SIGSAC Conference on Computer and Communications Security, London, United Kingdom, 2019*, pp. 887–903.
- [32] Multiparty.org Development Team. 2018. JavaScript Implementation of Federated Functionalities, 2018. Retrieved from <https://github.com/multiparty/jiff>.
- [33] H. Stamer, 'Efficient Electronic Gambling: An Extended Implementation of the Toolbox for Mental Card Games', in *WEWoRC 2005, 2005*, vol. P-74, pp. 1–12.
- [34] L. Braun, D. Demmler, T. Schneider, and O. Tkachenko, 'MOTION - A Framework for Mixed-Protocol Multi-Party Computation'. 2020.
- [35] M. Keller, 'MP-SPDZ: A Versatile Framework for Multi-Party Computation'. 2020.
- [36] B. Schoenmakers and Coding & Crypto group, "MPyC Multiparty Computation in Python," *GitHub*, <https://github.com/lischoe/mpyc>.
- [37] LatticeX-Foundation, "Rosetta: A privacy-preserving computation framework for Artificial Intelligence," *GitHub*, <https://github.com/LatticeX-Foundation/Rosetta>.

- [38] A. Aly, K. Cong, D. Cozzo, M. Keller, E. Orsini, D. Rotaru, O. Scherer, P. Scholl, N. Smart, T. Tanguy, T. Wood: SCALE-MAMBA v1.14: Documentation, 2021, <https://homes.esat.kuleuven.be/~nsmart/SCALE/Documentation.pdf>
- [39] J. Ma et al., 'SecretFlow-SPU: A Performant and User-Friendly Framework for Privacy-Preserving Machine Learning', in 2023 USENIX Annual Technical Conference (USENIX ATC 23), 2023, pp. 17–33.
- [40] D. Bogdanov, S. Laur, and J. Willemsen, 'Sharemind: A Framework for Fast Privacy-Preserving Computations', in Proceedings of the 13th European Symposium on Research in Computer Security: Computer Security, Málaga, Spain, 2008, pp. 192–206.
- [41] M. Dahl et al., 'Private Machine Learning in TensorFlow using Secure Computation', CoRR, vol. abs/1810.08130, 2018.
- [42] M. Dahl et al., 'Private Machine Learning in TensorFlow using Secure Computation', CoRR, vol. abs/1810.08130, 2018.
- [43] H. Xu, Q. Qin, et al. "Toward Privacy-Preserving Interdomain Configuration Verification via Multi-Party Computation." APNET '23: Proceedings of the 7th Asia-Pacific Workshop on Networking. June 2023
- [44] A. Dethise, M. Chiesa, et al. "Prelude: Ensuring Inter-Domain Loop-Freedom in SDN-Enabled Networks", Proceedings of the 2nd Asia-Pacific Workshop on Networking, 2018
- [45] G. Asharov, D. Demmler, et al. "Privacy-Preserving Interdomain Routing at Internet Scale." Proceedings on Privacy Enhancing Technologies 2017 (3).
- [46] A. Abík, 2015. [Online]. Available: <https://network.jecool.net/bgp-loop-prevention/>.
- [47] D. Gupta, A. Segal, et al., "A New Approach to Interdomain Routing Based on Secure Multi-Party Computation", in 11th Workshop on Hot Topics in Networks (HotNets), ACM, Redmond, Washington, USA, 2012, pp. 37–42.
- [48] G. Asharov, D. Demmler, et al. "Privacy-Preserving Interdomain Routing at Internet Scale", in Proceedings on Privacy Enhancing Technologies 2017 (PETS) (3) (2017) 1–21.
- [49] W. Henecka, M. Roughan, et al. "STRIP: Privacy-preserving vector-based routing", 21st IEEE International Conference on Network Protocols (ICNP), 2013
- [50] Kurose, James F., and Keith W. Ross. "Computer networking: A top-down approach edition." Addison Wesley (2007).
- [51] John, John P., et al. "Consensus routing: The Internet as a distributed system." Proc. NSDI (April 2008) (2008).
- [52] Degermark, Mikael, et al. "Small forwarding tables for fast routing lookups." ACM SIGCOMM Computer Communication Review 27.4 (1997): 3-14.
- [53] [www.labs.ripe.net](http://www.labs.ripe.net)
- [54] [networkslearning.com](http://networkslearning.com)
- [55] W. Jin, S. Ravi, et al. "Decentralized Privacy-Preserving Path Validation for Multi-Slicing-Authority 5G Networks", in Proceedings of the 2022 IEEE Wireless Communications and Networking Conference, 2022.
- [56] A. Papadimitriou, M. Zhao, et al. "Towards Privacy-preserving Fault Detection", in Proceedings of the 9th Workshop on Hot Topics in Dependable Systems November 2013 pp. 1–5
- [57] M. B. S. J. J. D. H. B., and N. P. S., "Trust Aware Privacy Preserving Routing Protocol for Wireless Adhoc Network", International Journal of Engineering Trends and Technology, vol. 70, no. 9, pp. 362–370, Oct. 2022.
- [58] J. Yue, Y. Qin, S. Gao, W. Su, G. He and N. Liu, "A Privacy-Preserving Route Leak Protection Mechanism Based on Blockchain," 2021 IEEE International Conference on Information Communication and Software Engineering (ICICSE), Chengdu, China, 2021, pp. 264-269, doi: 10.1109/ICICSE52190.2021.9404125.
- [59] D. Kim, V. Andalibi and J. Camp, "Protecting IoT Devices through Localized Detection of BGP Hijacks for Individual Things," 2021 IEEE Security and Privacy Workshops (SPW), San Francisco, CA, USA, 2021, pp. 260-267, doi: 10.1109/SPW53761.2021.00045.
- [60] H. A., Z. M., Z. W., G. A., S. M., and L. B., 'Privacy-Preserving Collaborative Verification Protocols', Jun. 2012.
- [61] Kruskal, Joseph B. "On the shortest spanning subtree of a graph and the traveling salesman problem." Proceedings of the American Mathematical society 7.1 (1956): 48-50.
- [62] A. Dethise, M. Chiesa, and M. Canini, 'Privacy-Preserving Detection of Inter-Domain SDN Rules Overlaps', in Proceedings of the SIGCOMM Posters and Demos, Los Angeles, CA, USA, 2017, pp. 6–8.
- [63] A. Dethise, 'Towards Privacy-Preserving Network Verification of Inter-Domain Software-Defined Networking', 2017.
- [64] T. Li, J. Ma, and C. Sun, 'SRDPV: secure route discovery and privacy-preserving verification in MANETs', Wirel. Netw., vol. 25, no. 4, pp. 1731–1747, May 2019.
- [65] M. Djatmiko, D. Schatzmann, X. Dimitropoulos, A. Friedman and R. Boreli, "Collaborative network outage troubleshooting with secure multiparty computation," in IEEE Communications Magazine, vol. 51, no. 11, pp. 78-84, November 2013, doi: 10.1109/MCOM.2013.6658656.
- [66] M. Djatmiko, D. Schatzmann, A. Friedman, X. Dimitropoulos and R. Boreli, "Privacy preserving distributed network outage monitoring," 2013 IEEE Conference on Computer Communications Workshops (INFOCOM WKSHPS), Turin, Italy, 2013, pp. 69-70, doi: 10.1109/INFCOMW.2013.6970742.
- [67] N. Luo, Q. Xiang, T. Antonopoulos, R. Piskac, Y. R. Yang, and F. Le, 'Iveri: Privacy-Preserving Interdomain Verification', arXiv [cs.CR]. 2022.
- [68] N. Feamster, 'Practical verification techniques for wide-area routing', SIGCOMM Comput. Commun. Rev., vol. 34, no. 1, pp. 87–92, Jan. 2004.
- [69] Y. Chen, 'Automated BGP Policy Analysis', ETH Zurich Networked Systems, Feb. 2021.