

Beyond the Mud: Datasets and Benchmarks for Computer Vision in Off-Road Racing

Jacob Tyo

jtyo@cs.cmu.edu

DEVCOM Army Research Laboratory
Carnegie Mellon University
Pittsburgh, Pennsylvania, USA

Youngseog Chung

young@cs.cmu.edu

Carnegie Mellon University
Pittsburgh, Pennsylvania, USA

Motolani Olarinre

tolani@cs.cmu.edu

Carnegie Mellon University
Pittsburgh, Pennsylvania, USA

Zachary C. Lipton

zlipton@cs.cmu.edu

Carnegie Mellon University
Pittsburgh, Pennsylvania, USA




Figure 1: (a) Example of muddy images, grouped by the person re-identification label, emphasizing both the text spotting and person re-identification difficulty. (b) A clean (i.e. not muddy) example from the text spotting dataset.

ABSTRACT

Despite significant progress in optical character recognition (OCR) and computer vision systems, robustly recognizing text and identifying people in images taken in unconstrained *in-the-wild* environments remain an ongoing challenge. However, such obstacles must be overcome in practical applications of vision systems, such as identifying racers in photos taken during off-road racing events. To this end, we introduce two new challenging real-world datasets - the off-road motorcycle Racer Number Dataset (RND) and the Muddy Racer re-iDentification Dataset (MUDD) - to highlight the shortcomings of current methods and drive advances in OCR and person re-identification (ReID) under extreme conditions. These two datasets feature over 6,300 images taken

during off-road competitions which exhibit a variety of factors that undermine even modern vision systems, namely mud, complex poses, and motion blur. We establish benchmark performance on both datasets using state-of-the-art models. Off-the-shelf models transfer poorly, reaching only 15% end-to-end (E2E) F1 score on text spotting, and 33% rank-1 accuracy on ReID. Fine-tuning yields major improvements, bringing model performance to 53% F1 score for E2E text spotting and 79% rank-1 accuracy on ReID, but still falls short of good performance. Our analysis exposes open problems in real-world OCR and ReID that necessitates domain-targeted techniques. With these datasets and analysis of model limitations, we aim to foster innovations in handling real-world conditions like mud and complex poses to drive progress in robust computer vision. All data was sourced from [PerformancePhoto.co](https://www.performancephoto.co/), a website used by professional motorsports photographers, racers, and fans. The top-performing text spotting and ReID models are deployed on this platform to power real-time race photo search. All code and data can be found at <https://drive.google.com/file/d/1YFIQLh3rorLLvG8reYxHiqs7HkWf1lJF/view?usp=sharing>.

Permission to make digital or hard copies of all or part of this work for personal or classroom use is granted without fee provided that copies are not made or distributed for profit or commercial advantage and that copies bear this notice and the full citation on the first page. Copyrights for components of this work owned by others than the author(s) must be honored. Abstracting with credit is permitted. To copy otherwise, to republish, to post on servers or to redistribute to lists, requires prior specific permission and/or a fee. Request permissions from permissions@acm.org.
Preprint, February 12, 2024.

© 2024 Copyright held by the owner/author(s). Publication rights licensed to ACM.
ACM ISBN XXX-X-XXXX-XXXX-X/XX/XX
<https://doi.org/XXXXXXX.XXXXXXX>

CCS CONCEPTS

• **Computing methodologies** → **Visual content-based indexing and retrieval.**

KEYWORDS

Motorcycle Dataset, Text Detection, Text Recognition, Person Re-Identification, Text Spotting, Machine Learning

ACM Reference Format:

Jacob Tyo, Motolani Olanrinre, Youngseog Chung, and Zachary C. Lipton. 2024. Beyond the Mud: Datasets and Benchmarks for Computer Vision in Off-Road Racing. In *Proceedings of Preprint*. ACM, New York, NY, USA, 16 pages. <https://doi.org/XXXXXXX.XXXXXXX>

1 INTRODUCTION

Robustly recognizing visual concepts like text and people in unconstrained real-world environments remains an ongoing challenge in computer vision. While the fields of document text recognition and detection (jointly referred to as *text spotting*) as well as person re-identification (ReID) have made significant advances in recent years owing to deep learning methods and large annotated datasets, performance still tends to degrade under difficult lighting, occlusion, unusual perspectives, motion blur, and other factors not well-represented in training data [4, 12, 28, 49, 57, 75].

For example, state-of-the-art optical character recognition (OCR) models can now transcribe scanned documents and signage with over 99% word accuracy [23]. However, accurately reading text on objects in cluttered scenes or under heavy occlusion is still limited to around 80% [76, 79] in benchmarks like Total-Text [15] and COCO-Text [65]. Similarly, person re-identification models can reliably match people across different camera views when imaging conditions are consistent. But model accuracy drops substantially in the presence of occlusions or rarely seen poses [75].

In this work, we focus on one particularly challenging real-world domain that exposes the brittleness of current techniques - off-road motorcycle racing. Correctly identifying riders and detecting racing numbers is not only important for accurate photo searching, but also for sports analytics, automatic timing and scoring, photo searching, and more. However, this setting induces several factors that significantly undermine the capability of existing vision models:

- (1) Heavy mud spatters accumulate and obscure text and riders in irregular, unprecedented ways. Mud caking exhibits occlusion patterns not seen in typical datasets.
- (2) Riders strike complex poses including jumps, crashes, and wheelies, among others which are rarely depicted under standard walking scenarios. These confuse models tuned to pedestrian datasets.
- (3) Sizes of number tags vary from a few inches to over a foot tall, placed in diverse layouts on bikes and rider gear, and in an ever-increasing number of fonts.
- (4) Racing conditions cause glare, blurring, awkward angles, and low-resolution imagery not prevalent in controlled datasets. As a race progresses, the appearance of a single racer can change dramatically.

To spur progress in this domain, we introduce two real-world datasets captured from off-road competitions. The *off-road Racer*

Number Dataset (RND) contains 2,411 images exhibiting riders engaged in races. Each image is annotated with bounding boxes around visible racer numbers on bikes, jerseys, or helmets, along with the number text transcription (e.g. “15A”). In total, there are over 5,500 labeled rider numbers spanning challenges like mud, awkward perspectives, low resolution, and more.

The second dataset focuses specifically on the rider re-identification task. The *MUddy Racer re-iD Dataset* (MUDD) includes 3,906 images capturing 150 riders across 10 different off-road events. Each rider crop is annotated with a unique identity label. The imagery is subject to real-world variations in mud, lighting, pose, blurring, age, outfit changes, crashes, and more over each race.

We benchmark state-of-the-art vision models on both datasets and find that pretrained models transfer poorly, with accuracies under 30% in both text spotting and ReID. Even after fine-tuning, the best models achieve only 53% F1 score for end-to-end racer number recognition, and just 79% rank-1 accuracy on rider matching. Our analysis exposes open problems in handling mud occlusion, appearance change, layouts, resolution, and other factors. Through domain-targeted data, benchmarks, and analysis, we aim to spur innovation advancing robust capabilities.

Our contributions are:

- RnD: an off-road motorcycle Racer number Dataset containing 2,411 images with 5,578 labeled numbers sampled from professional photographers at 50 distinct off-road races.
- MUDD: a Muddy racer re-identification Dataset for person re-id, containing 3,906 images of 150 identities captured over 10 off-road events by 16 professional motorsports photographers.
- Initial benchmarking of state-of-the-art models, which reveal limitations on these datasets and show substantial room for further improvement.
- Analysis of failure cases that provide insights to guide future research on robust re-identification and text spotting for sports analytics and computer vision broadly.

2 THE DATASETS

We introduce two large-scale datasets constructed from real-world off-road motorcycle competition imagery from [PerformancePhoto.co](https://performancephoto.co). The dataset was collected from over 50 different off-road motorcycle and ATV races, from 16 different professional photographers, using a wide range of high-end cameras. This includes both professional and amateur races across a wide range of geographical locations in the United States. All labeling was done manually by three human annotators. Both datasets are separated into 72%/8%/20% train/validation/test sets.

The data exhibits extreme diversity in uncontrolled conditions, including:

- Heavy mud occlusion - Racers accumulate significant mud spatters and caking throughout the duration of each race. This represents a unique occlusion pattern not present in existing re-id datasets.
- Complex poses—Racers exhibit varied poses including leaning, jumping, crashes, and more that are uncommon during regular walking.




Figure 2: Beyond the Mud Dataset Examples: (a) Racers can have multiple, non-matching, numbers, (b) glare renders some numbers impossible to read, (c) a crashing racer, (d) occlusions from vegetation, (e) an extreme example of mud, (f) a stereotypical amount of mud.

- Distance and resolution—Images captured from a distance with small, low-resolution racer crops.
- Dynamic lighting—Outdoor conditions cause glare, shadows, and varying levels of exposure.
- Clothing—Jerseys and numbers that could ease re-id are often obscured by mud, gear, and positioning.
- Motion blur—Racers maneuver at high speeds causing motion-blurring effects.

Given the challenges associated with this dataset, one may perceive the proper re-identification of racers to be nearly impossible even for humans, less for any vision system. However, there are several consistent features even among the most extreme mud. Some of those features include the helmet shape, hydration system shape, the shape of the handguards, boot shape, and other similar characteristics.

2.1 RnD Dataset

The off-road motorcycle Racer number Dataset (RnD) is comprised of 2,411 images. Each image depicts motorcycle racers engaged in competitive events, with visible racer numbers on themselves and their motorcycles, labeled with bounding box annotations and text transcriptions.

Racers can have anywhere from one to as many as 20 numbers located on their body and motorcycle. The common locations for a number include the front and sides of the motorcycle, on the cheeks of the racer’s helmet, and on the back of the racers jersey. However, in rare cases, numbers can also be seen on the wheels and handguards. The numbers on a single racer and vehicle do not need to all be the same number. Commonly, the numbers on the helmet do not match the numbers on the motorcycle, and the number on the front of the motorcycle does not need to match the number on the side. It is also common for numbers to only be present on the racer, but not on the motorcycle. Figure 2 highlights some of these examples.

In RnD, there is a total of 5,578 racer number annotations. The numbers can span from 1 to 5 characters in length, optionally including alphabetical characters (e.g., adding a letter to the end of a number is a common modifier - for convenience, we still refer to all of these as *numbers*). 6% of the dataset includes numbers

that have alphabetical characters in addition to the numerics. The train/validation/test split was done randomly. Only the racer numbers were annotated (instead of all visible text) by one of the authors. All visible racer numbers were tightly bound by a polygon (i.e. the bounding box), and each polygon is tagged with the characters contained within (i.e. the number). If a character was ambiguous or unclear, it was labeled with a “#” symbol. Only the humanly identifiable text was transcribed. Racer numbers that were fully occluded or too blurry to discern were not annotated.

The annotation task was restricted to only use the context of each individual bounded region. The full image context could not be used to infer ambiguous numbers based on other instances of that racer’s number elsewhere on the motorcycle. This stimulates the local context available to optical character recognition models. Figure 2 depicts a few characteristic images of this dataset. Glare (8%), shadows (7%), blur (3%), dust (2%), and mud (44%) make for a very challenging task. Several other factors even further complicate the text-spotting task, such as numbers placed on top of other numbers and odd orientations from crashes.

2.2 MUDD: Muddy Racer Re-Identification Dataset

MUDD contains 3906 images capturing 150 identities across 10 different off-road events from the Grand National Cross Country (GNCC) racing series. We used YOLOX [24] to detect the bounding boxes for people, which were then manually labeled by our annotators. Importantly, there is no identity overlap between the train/validation/test sets. Furthermore, both the validation and test sets are further broken into a *query* and *gallery* set. Based on the query set, the gallery images are ranked based on similarity for evaluation. Data was only used from 10 events because we only matched the identities of racers within events. It is more difficult to tell apart two people from a single race than two people from a different race, solely because of geographical hints in the background.

In labeling this re-identification dataset, we created an initial clustering using off-the-shelf re-id [82] and text-spotting models [36]. First by detecting numbers and people, then for each overlapping person and number, ranking every other person based on their similarity. Our human annotators then manually review and create

ground truth clusters, aided by this initial ranking. This is discussed in more detail in Appendix B. Just as with RnD, this dataset contains all of the difficulties of off-road racing like mud, dust, glare, blur, etc.

3 EXPERIMENTS

We conducted experiments to benchmark the performance of both state-of-the-art off-the-shelf methods, as well as their fine-tuned counterparts on both person search (i.e. the re-id task) and text spotting in this motorcycle racing setting. We also leverage the attributes of each image to analyze how mud, glare, shadow, dust, and blur affect performance. All experimentation was done on four NVIDIA Tesla V100 GPUs. Hyperparameter searching was performed for each experiment using the training and validation sets. Then the best-performing hyperparameters were used to train a final model on the combined training and validation set, for evaluation on the test set. Further details on the exact configuration of the hyperparameter search can be found in Appendix ??.

3.1 Spotting Racer Numbers

Our experiments leverage two state-of-the-art scene text spotting models:

- **YAMTS:** Yet Another Mask Text Spotter [36]
YAMTS is a Mask R-CNN-based model with an additional recognition head for end-to-end scene text spotting. A ResNet-50 [29] is used for text detection, with a convolutional text encoder and a GRU decoder.
- **SwinTS:** Swin Text Spotter [33]
The Swin Text Spotter is an end-to-end Transformer-based model that improves detection and recognition synergy through a recognition conversion module. A feature pyramid network is used to decrease the sensitivity to text size, and the recognition conversion model enables joint optimization of the detection and recognition losses.

For both models, we first benchmark their performance on the RnD test set using their published pre-trained weights. Afterwards, we fine-tune these models further on the RnD training set and evaluate their performance again. The hyperparameter search, detailed in Appendix A, revealed the best parameters to be a cosine annealing learning rate schedule with a warm-up, using a total batch size of 32, with the random scaling and rotation data augmentations. The learning rate starts at $1e-6$ and is then raised to $1e-3$ after 1,000 iterations, and then annealed back down to $1e-6$ over the remainder of training. These hyperparameters were used to fine-tune the models over 150 epochs. The fine-tuned models are evaluated on the RnD test set.

3.1.1 Text Spotting Evaluation Metrics. Following the standard evaluation protocol [33, 76], we report results for both the text detection and end-to-end recognition tasks. For detection, we compute precision, recall, and F1-score, which we denote $Det-P$, $Det-R$, and $Det-F1$ respectively. A predicted box was considered a true positive if it overlapped with a ground truth box by at least 50% intersection over the union. For end-to-end recognition, we report precision, recall, and F1-score at the sequence level, and we likewise denote these metrics as $E2E-P$, $E2E-R$, and $E2E-F1$. A predicted text sequence

Table 1: The RnD text detection and recognition performance on the RnD test set using off-the-shelf (OTS) and fine-tuned (FT) models.

	Model	Det-P	Det-R	Det-F1	E2E-P	E2E-R	E2E-F1
OTS	SwinTS	0.195	0.287	0.232	0.101	0.148	0.120
	YAMTS	0.192	0.491	0.276	0.106	0.244	0.148
FT	SwinTS	0.810	0.673	0.734	0.513	0.415	0.459
	YAMTS	0.847	0.715	0.775	0.758	0.404	0.527

was considered correct only if it exactly matched the ground truth transcription for the corresponding ground truth box.

3.2 Re-Identifying Racers

We evaluated the performance of two models on MUDD in three settings:

- **Off-the-shelf:** Pre-trained state-of-the-art re-id models applied directly to MUDD.
- **Random Initialization:** Models trained from random initialization only on MUDD.
- **Transfer:** Person re-identification pre-trained models fine-tuned on MUDD.

The models used were strong open-source implementations of CNN-based architectures, specifically OSNet [82] and ResNet50 [29]. The hyperparameter search detailed in Appendix A revealed the best parameters to be the Adam optimizer using the triplet loss, with data augmentation of random flips, color jitter, and random crops. A cosine learning rate schedule was used with a maximum learning rate of 0.0003, over 100 epochs. The mean and standard deviation for each experiment are reported over three random seeds.

3.2.1 ReID Evaluation Metrics. We use the standard re-id metrics: cumulative matching characteristic (CMC) rank-1, rank-5, rank-10 and mean Average Precision (mAP). CMC measures rank- k accuracy, the probability of the true match appearing in the top k . The mAP metric computes mean average precision across all queries. Both operate directly on the re-id model output.

4 RESULTS AND DISCUSSION

4.1 Text Spotting

Table 1 summarizes the quantitative results on the RnD test set. The off-the-shelf SwinTS and YAMTS models, which were pretrained on large generic OCR datasets, achieve poor accuracy. This is expected due to the substantial domain gap between existing datasets and this new motorsports application. Even state-of-the-art models fail without adaptation to racer numbers. Fine-tuning the pretrained models on RnD led to major improvements. SwinTS achieved 0.734 detection F1 and 0.459 end-to-end recognition F1 after fine-tuning. For YAMTS, fine-tuning improved to 0.775 detection and 0.527 recognition F1 scores. However, these fine-tuned results still leave substantial room for improvement.

4.1.1 Text Spotting Performance Among Occlusion. We further analyzed model performance on the RnD test set when numbers were



Figure 3: Analysis of model performance on mud occluded numbers. (a) The model correctly recognizes the front number by ignoring mud. (b) The quad number is recognized but the muddy helmet number is missed. (c) The front number is read but a very muddy helmet number is missed. (d) The number is detected but misrecognized due to its odd position. (e) Two numbers are correctly read but the muddy side number is missed.

Table 2: The RnD Performance broken down by occlusion type.

Occlusion (%)		Det-P	Det-R	Det-F1	E2E-P	E2E-R	E2E-F1
None (41%)	OTS	0.196	0.568	0.291	0.124	0.330	0.180
	FT	0.880	0.726	0.795	0.826	0.470	0.599
Blur (3%)	OTS	0.231	0.545	0.324	0.140	0.295	0.190
	FT	0.860	0.841	0.851	0.750	0.409	0.529
Shadow (7%)	OTS	0.144	0.536	0.227	0.033	0.107	0.050
	FT	0.875	0.778	0.824	0.769	0.370	0.500
Mud (44%)	OTS	0.194	0.389	0.259	0.086	0.152	0.110
	FT	0.811	0.718	0.761	0.681	0.359	0.470
Glare (8%)	OTS	0.162	0.547	0.250	0.052	0.156	0.078
	FT	0.787	0.686	0.733	0.519	0.200	0.289
Dust (2%)	OTS	0.173	0.310	0.222	0.113	0.190	0.142
	FT	0.925	0.638	0.755	0.833	0.259	0.395

occluded by different factors. Note that a single image can contain multiple occlusions (i.e. it can be dusty and have glare, or it can be blurry and muddy, etc.). Table 2 breaks down the detection and recognition results on images with no occlusion, motion blur, shadows, mud, glare, and dust.

Mud occlusion was the most prevalent, accounting for 44% of the test data. Both off-the-shelf and fine-tuned models struggled with heavy mud. The fine-tuned model improved over the off-the-shelf version, achieving 0.761 detection F1 and 0.470 recognition F1 on muddy images. But this remains far below the 0.795 detection and 0.599 recognition scores attained on non-occluded data. There is substantial room to improve robustness to real-world mud and dirt occlusion.

The fine-tuned model also struggled with glare occlusion, scoring just 0.733 detection F1 and 0.289 recognition F1 on such images. Glare creates low-contrast regions that likely hurt feature extraction. Shadows likewise proved challenging, with a 0.824 detection but only a 0.500 recognition F1 score after fine-tuning. The changing lighting and hues may degrade recognition.

For motion blur, the fine-tuned model achieved 0.851 detection F1 but 0.529 recognition F1. Blurring degrades the crispness of text features needed for accurate recognition. Surprisingly, the model performed worst on dust occlusion, despite it being visually less severe than mud and glare. This highlights the brittleness of vision models to unusual textures.

Overall, the breakdown reveals mud as the primary challenge, but substantial room remains to improve OCR accuracy under real-world conditions like shadows, dust, blur, and glare. Researchers should prioritize occlusions seen in natural operating environments that undermine off-the-shelf models.

4.1.2 Text Spotting Qualitative Analysis. In this subsection, we provide a qualitative analysis of model performance on RnD using the fine-tuned YAMTS model, which achieved the highest end-to-end F1 score. The detection confidence threshold was set to 0.65 and the recognition threshold is set to 0.45. Figures 3 and 4 showcase successes and failures on challenging examples. Photos from the beginning of a race are typically the most complex, due to the number of motorcycles in a single image and background clutter. Figure 4 looks at a photo from the start of a race, but this time in rainy conditions. The top photo highlights the detection’s of the off-the-shelf model before fine-tuning, where it can recognize only a single number properly. However, after fine-tuning, the model can properly recognize 5 of the 6 visible numbers.

Figure 4 compares the text spotting performance before and after fine-tuning on a photo of the start of a muddy race. The fine-tuned model properly detects all 8 visible numbers, demonstrating capabilities to handle partial mud occlusion. However, it only correctly recognizes 3 of the 8 numbers, highlighting limitations in recognizing degraded text. Without fine-tuning, only 1 number is detected, and no numbers are properly recognized, showing the benefits of fine-tuning. But substantial challenges remain in muddy conditions.

Figure 3 showcases common mud-related successes and failures. In some cases, the fine-tuned models can see through mud occlusions to properly recognize the racer number, as shown in Figure 3a. However, mud often prevents smaller helmet numbers from being recognized (Fig 3b, 3c). Odd orientations also confuse models



Figure 4: Example showcasing off-the-shelf (top image) vs fine-tuned (bottom image) model predictions in rainy conditions.

(Fig 3d). Overall, heavy mud occlusion remains the biggest challenge. Some other failure types, such as overlapping numbers, are discussed in Appendix C. These results show promising capabilities but also expose key areas for improvement.

4.2 Re-ID Results

Table 3 summarizes re-id performance on MUDD. Applying pre-trained re-id models directly to MUDD leads to very poor accuracy. The highest Rank-1 is only 32.52% using OSNet pre-trained on Market-1501. Again, this is expected as there is a significant domain gap between existing re-id datasets and MUDD’s challenging conditions. Yet training from scratch proves even more difficult, yielding only 21.46% rank-1 accuracy. Fine-tuning pre-trained models on MUDD proves the most effective strategy. Fine-tuned OSNet reaches 79.31% Rank-1, over 2.5x higher than the best off-the-shelf model.

Interestingly, models pre-trained on generic ImageNet data perform nearly as well as those pre-trained on re-id specific datasets, like Market-1501, after fine-tuning. This is likely because MUDD represents a significant domain shift even from existing re-id datasets, yet we are still able to glean benefits from generic pretraining. In terms of architecture, we find that the OSNet-based models achieve

slightly higher rank-1 accuracy (79.31%) versus the more traditional ResNet-50 (78.12%). While OSNet is a specialized architecture for person re-identification, ResNet’s more general application still performs competitively. Overall, both architectures can adapt to MUDD’s domain when fine-tuned, with OSNet’s inductive biases providing a small boost.

We also were interested in determining the right pretraining corpora to get the best-performing MUDD model. We compared the models pretrained on one of the re-id datasets of MSMT17 [71], DukeMTMC [52], or Market-1501 [80], which are all then further fine-tuned on MUDD. The performance of these models is nearly the same across different source datasets. They all substantially improve over off-the-shelf and from scratch approaches, but don’t present any particular benefit over one another.

4.2.1 Analysis. Our fine-tuned models demonstrate significant improvements in re-identifying riders compared to off-the-shelf and random initialization from scratch approaches. As seen in Figure 5, the model can correctly match identities even with significant mud occlusion. This indicates that fine-tuning successfully incorporates invariances to mud while still distinguishing small inter-class differences like the shape of a rider’s gear. However, challenges remain under more extreme conditions. In the rest of this section, we analyze several key factors that still cause fine-tuned model failures on MUDD.

As expected, heavy mud occlusion poses the most significant challenges. And while we do see significant progress and capabilities on this front, there is more room for improvement. Mud induces high intra-class variation as the amount of mud covering a rider can vary drastically across images. It also causes low inter-class variation since mud occludes distinguishing features like jersey numbers and colors. As shown in Figure 6, querying with a muddy image typically retrieves other muddy images rather than cleaner images of the same identity.

Appendix D includes more failure cases and examples. In summary, we see that changes in the natural appearance of a rider over a race also confuse models. Riders may change gear like goggles or gloves multiple times. Crashes can rip clothing and jerseys. The model must learn to link different levels of mud, gear, and damage to a rider. Complex poses like jumps, crashes, and wheelies are difficult to match, especially combined with mud and appearance variation.

Table 4 breaks down the performance of the best fine-tuned re-id model by controlling the query and gallery set for muddy and clean images. We see that by looking only at the clean imagery (i.e. no mud), we get a much better performing model, with gains around 10%. On the other hand, when we evaluate using only the muddy imagery, we see drops in performance of around 20% across the board. Lastly, when a clean or muddy image is used as the query point, and the opposite is used for the gallery set, performance falls between the evaluation using only muddy or only clean images. The accuracy is a bit higher for matching muddy query images to clean gallery images versus the reverse.

Table 3: MUDD re-id benchmark results comparing off-the-shelf, from scratch, and fine-tuning training strategies. Fine-tuning provides major accuracy gains indicating the importance of transfer learning.

Training	Backbone	R1	R5	R10	mAP
Best off-the-shelf	OSNet	0.3252	0.5219	0.6327	0.3853
	ResNet-50	0.3164	0.5099	0.6306	0.3634
Trained From Scratch	OSNet	0.2146 (0.03108)	0.4846 (0.04466)	0.6755 (0.03606)	0.2491 (0.0163)
	ResNet-50	0.1591 (0.01154)	0.4155 (0.01564)	0.6194 (0.2826)	0.1923 (0.01853)
Pretrained on Imagenet	OSNet	0.7844 (0.01284)	0.9416 (0.005594)	0.9771 (0.004829)	0.8215 (0.01258)
	ResNet-50	0.762 (0.00817)	0.9442 (0.004079)	0.9787 (0.002729)	0.8073 (0.006272)
Pretrained on MSMT17	OSNet	0.7924 (0.009929)	0.9445 (0.001521)	0.9779 (0.002051)	0.8287 (0.005843)
	ResNet-50	0.7596 (0.02279)	0.9407 (0.0118)	0.9767 (0.006813)	0.8028 (0.02378)
Pretrained on DukeMTMC	OSNet	0.7887 (0.01515)	0.9388 (0.003319)	97.57 (0.004367)	0.826 (0.0117)
	ResNet-50	0.7858 (0.01726)	0.9562 (0.007937)	0.9847 (0.002225)	0.8277 (0.01079)
Pretrained on Market-1501	OSNet	0.7931 (0.01738)	0.9442 (0.006051)	0.9778 (0.00483)	0.827 (0.01546)
	ResNet-50	0.7812 (0.02546)	0.9475 (0.01395)	0.9807 (0.008821)	0.8233 (0.02077)



Figure 5: Example of successful re-id by the fine-tuned model under light mud occlusion. All top 10 ranked results correctly match the query rider despite the mud, blurring, lighting, pose, and complex backgrounds. Green boundaries signify correct matches and red incorrect.



Figure 6: Failure case with heavy mud occlusion on the query image. Only 1 out of the top 10 results is a correct match, despite over 20 images of the same rider appearing in the gallery set, most of which are clean. Green boundaries signify correct matches and red incorrect.

Table 4: The performance of the best ReID method when controlling the query and gallery set for muddy images. “No Mud ->Mud” corresponds to the query set containing only clean images, and the gallery set containing only muddy images.

Query Set -> Gallery Set	Rank1	Rank5	Rank10	mAP
No Mud -> No Mud	0.8852	0.9727	0.9968	0.8809
Mud -> Mud	0.5624	0.7162	0.7349	0.6002
No Mud -> Mud	0.7342	0.8641	0.8543	0.6916
Mud -> No Mud	0.7335	0.8267	0.8333	0.7690

5 RELATED WORK

5.1 Person Re-Identification

Person re-identification (re-id) aims to match people across non-overlapping camera views and time horizons [20, 75, 80, 81]. Early re-id methods relied on handcrafted features like color histograms, textures, and local descriptors [20]. With the rise of deep learning, Convolutional Neural Network (CNN) [82] and Transformer [30] based approaches now dominate re-id research, spurred by datasets like Market-1501 [80], DukeMTMC-ReID [52], and MSMT17 [71].

A few datasets address environmental factors. For example, Xiao et al. [73] introduce a dataset with a low-resolution challenge set.

Occlusions have also been well studied, spearheaded by datasets with high levels of occlusion [21, 56, 69, 70, 73]. However, these occlusions are unrelated to the heavy mud occlusion in our dataset. The addition of mud drastically complicates re-identification. Furthermore, no prior datasets exhibit such a complex combination of lighting, diversity, motion, and diverse cameras as our off-road racing dataset.

Prior work has focused on the re-identification of motorcycles and bicycles [22, 42, 78], however, these are restricted to street vehicles in urban settings. A highly related domain is identifying athletes in sports imagery. Penate-Sanchez et al. [50] released a dataset of ultra-runners competing in a 128km race over the course of a day and a night. While this is more similar to the off-road setting in our dataset, they only have 416 different identities between 5 locations at a single event. Furthermore, there is near zero mud in the dataset. Along similar lines, but in even more controlled and limited settings, are the SoccerNet-ReID [27] and DeepSportRadar-ReID [63] datasets, which contain images from broadcast video of soccer and basketball games respectively.

These datasets have driven research to develop methods to deal with the occlusions common in them. Approaches such as invariant representations [13], metric learning [77], semantic attributes [59], part-based [14] and pose-aware models [16], and adversarial learning [32] have been proposed to alleviate occlusion problems. Other methods have been developed to handle misalignment, utilizes temporal cues in video [43], use domain adaptation techniques [17], or unsupervised methods [19] to reduce label dependencies. Unlike our dataset, these all operate in controlled conditions. Existing models thus fail on our data.

In summary, re-id research has focused on controlled conditions and modest variation. Our dataset introduces real-world challenges absent in existing datasets. Our experiments expose clear gaps between current methods and this application. MUDD provides diverse imagery to spur new techniques for robust re-id under uncontrolled conditions.

5.2 Text Spotting

Text detection and recognition in images is a classic computer vision task. Early traditional methods relied on sliding windows, connected components, and handcrafted features like HOG [67]. With the advent of deep learning, convolutional and recurrent neural networks now dominate scene text recognition pipelines [12]. Models leverage large annotated datasets to learn powerful representations tuned for text detection and recognition in a specific domain.

Many datasets and competitions have driven progress in general OCR. These include ICDAR [35], COCO-Text [44], and Street View Text [66]. Popular detection models build on Region Proposal Networks and include CTPN [62], EAST [83], and Craft [6]. Recognition is often achieved via CNN + RNN architectures like CRNN [68] or transformer networks like ASTER [58]. More recent state-of-the-art methods utilize pre-trained vision models like ViTSTR [5], PARSeq [7], CLIP4STR [79], and DeepSolo [76]. However, most OCR research targets images of documents, signs, or web images. While many of these works aim to go beyond structured settings (e.g. images of documents, signs, or web images) and address the

task of “robust reading”, i.e. OCR in incidental or real scenes, recognizing text “in the wild” with few assumptions remains an open challenge [12]. Furthermore, domain gaps exist where current methods fail on specialized applications. Our work focuses on one such gap - recognizing racer numbers in motorsports.

A few prior works address detecting and recognizing the license plates on vehicles [3, 11, 38, 39, 41, 51, 61]. Some have focused specifically on street motorcycle number plates [37, 40, 53, 55]. All of these efforts use data gathered from some form of street camera, which are placed in strategic locations with recognizing license plates specifically in mind. In contrast, our dataset is gathered from professional motorsport photographers focused on capturing the most aesthetically pleasing photograph of each racer. Furthermore, existing datasets have standardized plates which differ greatly from the diverse layouts and occlusions of off-road motorcycle numbers. Street motorcycle plates exhibit consistency in position and appearance, unlike the numbers encountered during off-road competitions. The conditions during races also introduce and exacerbate factors like motion blur, mud occlusion, glare, and shaky cameras are not prevalent in street imagery. RnD provides novel real-world imagery to push OCR capabilities.

The most relevant prior domain is recognizing runner bib numbers in marathon images [8, 10, 34, 60]. This shares similarities, but runner bibs provide more spatial and appearance consistency than motorcycle racing numbers. Datasets like TGCRBNW [31] exhibit some motion blur and night racing, but do not contain the mud, vehicle occlusion and diversity of layouts seen in motorsports.

Number recognition has also been studied in other sports - football [9, 74], soccer [2, 18, 25, 26, 54], basketball [1], track and field [47], and more [45, 48, 64, 72]. However, most focus on jersey numbers in commercial broadcast footage rather than track/field-side imagery. Existing sports datasets offer limited diversity and size. To our knowledge, RnD represents the largest and most varied collection of motorsports numbers in natural contexts.

In summary, prior work has made great progress in OCR for documents, signs, and other domains, but real-world applications like recognizing racers in off-road competitions remain extremely challenging due to domain gaps in current data. RnD provides novel imagery to spur advances in OCR for motorsports. Our benchmark experiments expose substantial room for improvement using this data.

6 CONCLUSION

In this work, we introduce two datasets jointly referred to as Beyond the Mud. These two datasets, RnD and MUDD, are the first datasets to benchmark the performance of modern methods for text spotting and person re-identification in off-road motorcycle races. These datasets capture challenging factors including heavy mud occlusion, complex poses, variable lighting, occlusions, complex backgrounds, motion blur, and more. All images were collected from PerformancePhoto.co, and captured by 16 professional photographers across 50 distinct off-road competitions, distributed geographically throughout the USA. To our knowledge, these datasets represent the largest, most varied collection of annotated motorsports numbers and racers in unconstrained environments.

Benchmark results on both datasets highlight significant room for improvement. This dataset is significantly different than typical, leading to extremely low off-the-shelf (i.e. transfer learning) performance. The best off-the-shelf text-spotting method achieved an end-to-end F1 score of only 15%, and the best off-the-shelf person re-identification method reached only 33% rank-1 accuracy. When fine-tuning models to these datasets, the extremely high intra-class variability, paired with the low inter-class variability makes training particularly difficult. The best text-spotting model achieves an end-to-end F1 score of only 53%, while the best person re-identification model produces a rank-1 accuracy of 79%.

Through both quantitative and qualitative analysis, we revealed some of the primary factors degrading performance in both settings to be heavy mud occlusion, glare, dust, and complex poses. Our work exposes the limitations of current models and methods amongst extreme off-road conditions and provides datasets of real-world imagery with baseline results. We hope the community will build upon these initial experiments to make advances on the problem of accurately reading text and matching racers in extreme environments.

REFERENCES

- [1] Zubaer Ahammed. 2018. *Basketball player identification by jersey and number recognition*. Ph. D. Dissertation. Brac University.
- [2] Ragd Alhejaili, Rahaf Alhejaili, Mai Almdahrsh, Shareefah Alessa, and Saleh Albelwi. 2023. Automatic Team Assignment and Jersey Number Recognition in Football Videos. *INTELLIGENT AUTOMATION AND SOFT COMPUTING* 36, 3 (2023), 2669–2684.
- [3] N Palanivel Ap, T Vigneshwaran, M Sriv Arappadathan, and R Madhanraj. 2020. Automatic number plate detection in vehicles using faster R-CNN. In *2020 International conference on system, computation, automation and networking (ICSCAN)*. IEEE, 1–6.
- [4] Srikar Appalaraju, Bhavan Jasani, Bhargava Urala Kota, Yusheng Xie, and R. Manmatha. 2021. DocFormer: End-to-End Transformer for Document Understanding. In *Proceedings of the IEEE/CVF International Conference on Computer Vision (ICCV)*, 993–1003.
- [5] Rowel Atienza. 2021. Vision Transformer for Fast and Efficient Scene Text Recognition. In *Document Analysis and Recognition – ICDAR 2021*, Josep Lladós, Daniel Lopresti, and Seiichi Uchida (Eds.). Springer International Publishing, Cham, 319–334.
- [6] Youngmin Baek, Bado Lee, Dongyoon Han, Sangdoo Yun, and Hwalsuk Lee. 2019. Character region awareness for text detection. In *Proceedings of the IEEE/CVF conference on computer vision and pattern recognition*. 9365–9374.
- [7] Darwin Bautista and Rowel Atienza. 2022. Scene Text Recognition with Permuted Autoregressive Sequence Models. In *European Conference on Computer Vision*. Springer Nature Switzerland, Cham, 178–196. https://doi.org/10.1007/978-3-031-19815-1_11
- [8] Idan Ben-Ami, Tali Basha, and Shai Avidan. 2012. Racing Bib Numbers Recognition.. In *BMVC*. 1–10.
- [9] Divya Bhargavi, Erika Pelaez Coyotl, and Sia Gholami. 2022. Knock, knock. Who’s there?—Identifying football player jersey numbers with synthetic data. *arXiv preprint arXiv:2203.00734* (2022).
- [10] Noppakun Boonsim. 2018. Racing bib number localization on the complex backgrounds. *WSEAS Transactions on Systems and Control* 13 (2018), 226–231.
- [11] Rung-Ching Chen et al. 2019. Automatic License Plate Recognition via sliding-window darknet-YOLO deep learning. *Image and Vision Computing* 87 (2019), 47–56.
- [12] Xiaoxue Chen, Lianwen Jin, Yuanzhi Zhu, Canjie Luo, and Tianwei Wang. 2021. Text Recognition in the Wild: A Survey. *ACM Comput. Surv.* 54, 2, Article 42 (mar 2021), 35 pages. <https://doi.org/10.1145/3440756>
- [13] Yun-Chun Chen, Yu-Jhe Li, Xiaofei Du, and Yu-Chiang Frank Wang. 2019. Learning resolution-invariant deep representations for person re-identification. In *Proceedings of the AAAI conference on artificial intelligence*, Vol. 33. 8215–8222.
- [14] De Cheng, Yihong Gong, Sanping Zhou, Jinjun Wang, and Nanning Zheng. 2016. Person re-identification by multi-channel parts-based cnn with improved triplet loss function. In *Proceedings of the IEEE conference on computer vision and pattern recognition*. 1335–1344.
- [15] Chee Kheng Ch’ng and Chee Seng Chan. 2017. Total-text: A comprehensive dataset for scene text detection and recognition. In *2017 14th IAPR international conference on document analysis and recognition (ICDAR)*, Vol. 1. IEEE, 935–942.
- [16] Yeong-Jun Cho and Kuk-Jin Yoon. 2016. Improving person re-identification via pose-aware multi-shot matching. In *Proceedings of the IEEE conference on computer vision and pattern recognition*. 1354–1362.
- [17] Weijian Deng, Liang Zheng, Qixiang Ye, Guoliang Kang, Yi Yang, and Jianbin Jiao. 2018. Image-image domain adaptation with preserved self-similarity and domain-dissimilarity for person re-identification. In *Proceedings of the IEEE conference on computer vision and pattern recognition*. 994–1003.
- [18] Charles-Alexandre Diop, Baptiste Pelloux, Xinrui Yu, Won-Jae Yi, and Jafar Saniie. 2022. Soccer Player Recognition using Artificial Intelligence and Computer Vision. In *2022 IEEE International Conference on Electro Information Technology (eIT)*. IEEE, 477–481.
- [19] Hehe Fan, Liang Zheng, Chenggang Yan, and Yi Yang. 2018. Unsupervised person re-identification: Clustering and fine-tuning. *ACM Transactions on Multimedia Computing, Communications, and Applications (TOMM)* 14, 4 (2018), 1–18.
- [20] Michela Farenzena, Loris Bazzani, Alessandro Perina, Vittorio Murino, and Marco Cristani. 2010. Person re-identification by symmetry-driven accumulation of local features. In *2010 IEEE computer society conference on computer vision and pattern recognition*. IEEE, 2360–2367.
- [21] Dario Figueira, Matteo Taiana, Athira Nambiar, Jacinto Nascimento, and Alexandre Bernardino. 2015. The HDA+ data set for research on fully automated re-identification systems. In *Computer Vision-ECCV 2014 Workshops: Zurich, Switzerland, September 6-7 and 12, 2014, Proceedings, Part III* 13. Springer, 241–255.
- [22] Augusto Figueiredo, Johnata Brayan, Renan Oliveira Reis, Raphael Prates, and William Robson Schwartz. 2021. More: a large-scale motorcycle re-identification dataset. In *Proceedings of the IEEE/CVF Winter Conference on Applications of Computer Vision*. 4034–4043.
- [23] Masato Fujitake. 2024. Dtrocr: Decoder-only transformer for optical character recognition. In *Proceedings of the IEEE/CVF Winter Conference on Applications of Computer Vision*. 8025–8035.
- [24] Zheng Ge, Songtao Liu, Feng Wang, Zeming Li, and Jian Sun. 2021. YoloX: Exceeding yolo series in 2021. *arXiv preprint arXiv:2107.08430* (2021).
- [25] Sebastian Gerke, Antje Linnemann, and Karsten Müller. 2017. Soccer player recognition using spatial constellation features and jersey number recognition. *Computer Vision and Image Understanding* 159 (2017), 105–115.
- [26] Sebastian Gerke, Karsten Muller, and Ralf Schafer. 2015. Soccer Jersey Number Recognition Using Convolutional Neural Networks. In *Proceedings of the IEEE International Conference on Computer Vision (ICCV) Workshops*.
- [27] Silvio Giancola, Anthony Cioppa, Adrien Delège, Floriane Magera, Vladimir Somers, Le Kang, Xin Zhou, Olivier Barnich, Christophe De Vleeschouwer, Alexandre Alahi, et al. 2022. SoccerNet 2022 challenges results. In *Proceedings of the 5th International ACM Workshop on Multimedia Content Analysis in Sports*. 75–86.
- [28] Mengran Gou, Ziyang Wu, Angels Rates-Borras, Octavia Camps, Richard J Radke, et al. 2018. A systematic evaluation and benchmark for person re-identification: Features, metrics, and datasets. *IEEE transactions on pattern analysis and machine intelligence* 41, 3 (2018), 523–536.
- [29] Kaiming He, Xiangyu Zhang, Shaoqing Ren, and Jian Sun. 2016. Deep residual learning for image recognition. In *Proceedings of the IEEE conference on computer vision and pattern recognition*. 770–778.
- [30] Shuting He, Hao Luo, Pichao Wang, Fan Wang, Hao Li, and Wei Jiang. 2021. Transreid: Transformer-based object re-identification. In *Proceedings of the IEEE/CVF international conference on computer vision*. 15013–15022.
- [31] Pablo Hernández-Carrascosa, Adrian Penate-Sanchez, Javier Lorenzo-Navarro, David Freire-Obregón, and Modesto Castrillón-Santana. 2021. TGCRCNW: A Dataset for Runner Bib Number Detection (and Recognition) in the Wild. In *2020 25th International Conference on Pattern Recognition (ICPR)*. 9445–9451. <https://doi.org/10.1109/ICPR48806.2021.9412220>
- [32] Houjing Huang, Dangwei Li, Zhang Zhang, Xiaotang Chen, and Kaiqi Huang. 2018. Adversarially occluded samples for person re-identification. In *Proceedings of the IEEE conference on computer vision and pattern recognition*. 5098–5107.
- [33] Mingxin Huang, Yuliang Liu, Zhenghao Peng, Chongyu Liu, Dahua Lin, Shenggao Zhu, Nicholas Yuan, Kai Ding, and Lianwen Jin. 2022. Swintextspotter: Scene text spotting via better synergy between text detection and text recognition. In *proceedings of the IEEE/CVF conference on computer vision and pattern recognition*. 4593–4603.
- [34] Kamlesh, Pei Xu, Yang Yang, and Yongchao Xu. 2017. Person re-identification with end-to-end scene text recognition. In *Computer Vision: Second CCF Chinese Conference, CCVC 2017, Tianjin, China, October 11–14, 2017, Proceedings, Part III*. Springer, 363–374.
- [35] Dimosthenis Karatzas, Faisal Shafait, Seiichi Uchida, Masakazu Iwamura, Luis Gomez i Bigorda, Sergi Robles Mestre, Joan Mas, David Fernandez Mota, Jon Almazan Almazan, and Lluís Pere De Las Heras. 2013. ICDAR 2013 robust reading competition. In *2013 12th international conference on document analysis and recognition*. IEEE, 1484–1493.
- [36] Ilya Krylov, Sergei Nosov, and Vladislav Sovrasov. 2021. Open images v5 text annotation and yet another mask text spotter. In *Asian Conference on Machine Learning*. PMLR, 379–389.

- [37] Yogiraj Kulkarni, Shubhangi Bodkhe, Amit Kamthe, and Archana Patil. 2018. Automatic number plate recognition for motorcyclists riding without helmet. In *2018 International Conference on Current Trends towards Converging Technologies (ICCTCT)*. IEEE, 1–6.
- [38] Rayson Laroca, Evair Severo, Luiz A Zanlorensi, Luiz S Oliveira, Gabriel Resende Gonçalves, William Robson Schwartz, and David Menotti. 2018. A robust real-time automatic license plate recognition based on the YOLO detector. In *2018 international joint conference on neural networks (ijcnn)*. IEEE, 1–10.
- [39] Rayson Laroca, Luiz A Zanlorensi, Gabriel R Gonçalves, Eduardo Todt, William Robson Schwartz, and David Menotti. 2021. An efficient and layout-independent automatic license plate recognition system based on the YOLO detector. *IET Intelligent Transport Systems* 15, 4 (2021), 483–503.
- [40] Hsi-Jian Lee, Si-Yuan Chen, and Shen-Zheng Wang. 2004. Extraction and recognition of license plates of motorcycles and vehicles on highways. In *Proceedings of the 17th International Conference on Pattern Recognition, 2004. ICPR 2004., Vol. 4*. IEEE, 356–359.
- [41] Younkwan Lee, Juhyun Lee, Hyeon Ahn, and Moongu Jeon. 2019. SNIDER: Single noisy image denoising and rectification for improving license plate recognition. In *Proceedings of the IEEE/CVF International Conference on Computer Vision Workshops*. 0–0.
- [42] Jiaze Li and Bin Liu. 2022. Rider Re-identification Based on Pyramid Attention. In *Chinese Conference on Pattern Recognition and Computer Vision (PRCV)*. Springer, 81–93.
- [43] Jianing Li, Jingdong Wang, Qi Tian, Wen Gao, and Shiliang Zhang. 2019. Global-local temporal representations for video person re-identification. In *Proceedings of the IEEE/CVF international conference on computer vision*. 3958–3967.
- [44] Tsung-Yi Lin, Michael Maire, Serge Belongie, James Hays, Pietro Perona, Deva Ramanan, Piotr Dollár, and C Lawrence Zitnick. 2014. Microsoft coco: Common objects in context. In *Computer Vision—ECCV 2014: 13th European Conference, Zurich, Switzerland, September 6–12, 2014, Proceedings, Part V* 13. Springer, 740–755.
- [45] Hengyue Liu and Bir Bhanu. 2019. Pose-guided R-CNN for jersey number recognition in sports. In *Proceedings of the IEEE/CVF Conference on Computer Vision and Pattern Recognition Workshops*. 0–0.
- [46] Pengyuan Lyu, Minghui Liao, Cong Yao, Wenhao Wu, and Xiang Bai. 2018. Mask textspotter: An end-to-end trainable neural network for spotting text with arbitrary shapes. In *Proceedings of the European conference on computer vision (ECCV)*. 67–83.
- [47] Stefano Messelodi and Carla Maria Modena. 2013. Scene text recognition and tracking to identify athletes in sport videos. *Multimedia tools and applications* 63, 2 (2013), 521–545.
- [48] Sauradip Nag, Raghavendra Ramachandra, Palaiahnakote Shivakumara, Umapada Pal, Tong Lu, and Mohan Kankanhalli. 2019. CRNN based jersey-bib number/text recognition in sports and marathon images. In *2019 International Conference on Document Analysis and Recognition (ICDAR)*. IEEE, 1149–1156.
- [49] Yuval Netzer, Tao Wang, Adam Coates, Alessandro Bissacco, Bo Wu, and Andrew Y Ng. 2011. Reading digits in natural images with unsupervised feature learning. (2011).
- [50] Adrian Penate-Sanchez, David Freire-Obregón, Adrián Lorenzo-Melián, Javier Lorenzo-Navarro, and Modesto Castrillón-Santana. 2020. TGC20Reld: A dataset for sport event re-identification in the wild. *Pattern Recognition Letters* 138 (2020), 355–361. <https://doi.org/10.1016/j.patrec.2020.08.003>
- [51] Huy Che Quang, Tung Do Thanh, and Cuong Truong Van. 2022. Character Time-series Matching For Robust License Plate Recognition. In *2022 International Conference on Multimedia Analysis and Pattern Recognition (MAPR)*. IEEE, 1–6.
- [52] Ergys Ristani, Francesco Solera, Roger Zou, Rita Cucchiara, and Carlo Tomasi. 2016. Performance measures and a data set for multi-target, multi-camera tracking. In *European conference on computer vision*. Springer, 17–35.
- [53] S Sanjana, S Sanjana, VR Shriya, Gururaj Vaishnavi, and K Ashwini. 2021. A review on various methodologies used for vehicle classification, helmet detection and number plate recognition. *Evolutionary Intelligence* 14, 2 (2021), 979–987.
- [54] Matko Šarić, Hrvoje Dujmčić, Vladan Papic, and Nikola Rožić. 2008. Player number localization and recognition in soccer video using hsv color space and internal contours. *International Journal of Electrical and Computer Engineering* 2, 7 (2008), 1408–1412.
- [55] Pushkar Sathe, Aditi Rao, Aditya Singh, Ritika Nair, and Abhilash Poojary. 2022. Helmet Detection And Number Plate Recognition Using Deep Learning. In *2022 IEEE Region 10 Symposium (TENSymp)*. IEEE, 1–6.
- [56] William Robson Schwartz and Larry S Davis. 2009. Learning discriminative appearance-based models using partial least squares. In *2009 XXII Brazilian symposium on computer graphics and image processing*. IEEE, 322–329.
- [57] Jithmi Shashirangana, Heshan Padmasiri, Dulani Meedeniya, and Charith Perera. 2020. Automated license plate recognition: a survey on methods and techniques. *IEEE Access* 9 (2020), 11203–11225.
- [58] Baoguang Shi, Mingkun Yang, Xinggang Wang, Pengyuan Lyu, Cong Yao, and Xiang Bai. 2019. ASTER: An Attentional Scene Text Recognizer with Flexible Rectification. *IEEE Transactions on Pattern Analysis and Machine Intelligence* 41, 9 (2019), 2035–2048. <https://doi.org/10.1109/TPAMI.2018.2848939>
- [59] Zhiyuan Shi, Timothy M Hospedales, and Tao Xiang. 2015. Transferring a semantic representation for person re-identification and search. In *Proceedings of the IEEE Conference on Computer Vision and Pattern Recognition*. 4184–4193.
- [60] Palaiahnakote Shivakumara, Ramachandra Raghavendra, Longfei Qin, Kiran B Raja, Tong Lu, and Umapada Pal. 2017. A new multi-modal approach to bib number/text detection and recognition in Marathon images. *pattern recognition* 61 (2017), 479–491.
- [61] Sergio Montazzolli Silva and Claudio Rosito Jung. 2018. License plate detection and recognition in unconstrained scenarios. In *Proceedings of the European conference on computer vision (ECCV)*. 580–596.
- [62] Zhi Tian, Weilin Huang, Tong He, Pan He, and Yu Qiao. 2016. Detecting text in natural image with connectionist text proposal network. In *Computer Vision—ECCV 2016: 14th European Conference, Amsterdam, The Netherlands, October 11–14, 2016, Proceedings, Part VIII* 14. Springer, 56–72.
- [63] Gabriel Van Zandycke, Vladimir Somers, Maxime Istasse, Carlo Del Don, and Davide Zambrano. 2022. DeepSportRadar-v1: Computer vision dataset for sports understanding with high quality annotations. In *Proceedings of the 5th International ACM Workshop on Multimedia Content Analysis in Sports*. 1–8.
- [64] Kanav Vats, Mehrnaz Fani, David A Clausi, and John Zelek. 2021. Multi-task learning for jersey number recognition in ice hockey. In *Proceedings of the 4th International Workshop on Multimedia Content Analysis in Sports*. 11–15.
- [65] Andreas Veit, Tomas Matera, Lukas Neumann, Jiri Matas, and Serge Belongie. 2016. Coco-text: Dataset and benchmark for text detection and recognition in natural images. *arXiv preprint arXiv:1601.07140* (2016).
- [66] Kai Wang, Boris Babenko, and Serge Belongie. 2011. End-to-end scene text recognition. In *2011 International conference on computer vision*. IEEE, 1457–1464.
- [67] Kai Wang and Serge Belongie. 2010. Word spotting in the wild. In *Computer Vision—ECCV 2010: 11th European Conference on Computer Vision, Heraklion, Crete, Greece, September 5–11, 2010, Proceedings, Part I* 11. Springer, 591–604.
- [68] Ruishuang Wang, Zhao Li, Jian Cao, Tong Chen, and Lei Wang. 2019. Convolutional Recurrent Neural Networks for Text Classification. In *2019 International Joint Conference on Neural Networks (IJCNN)*. 1–6. <https://doi.org/10.1109/IJCNN.2019.8852406>
- [69] Simi Wang, Michal Lewandowski, James Annesley, and James Orwell. 2011. Re-identification of pedestrians with variable occlusion and scale. In *2011 IEEE International Conference on Computer Vision Workshops (ICCV Workshops)*. IEEE, 1876–1882.
- [70] Taiqing Wang, Shaogang Gong, Xiatian Zhu, and Shengjin Wang. 2016. Person re-identification by discriminative selection in video ranking. *IEEE transactions on pattern analysis and machine intelligence* 38, 12 (2016), 2501–2514.
- [71] Longhui Wei, Shiliang Zhang, Wen Gao, and Qi Tian. 2018. Person transfer gan to bridge domain gap for person re-identification. In *Proceedings of the IEEE conference on computer vision and pattern recognition*. 79–88.
- [72] Ada Wroniska, Kacper Sarnacki, and Khalid Saeed. 2017. Athlete number detection on the basis of their face images. In *2017 International Conference on Biometrics and Kansei Engineering (ICBAKE)*. IEEE, 84–89.
- [73] Tong Xiao, Shuang Li, Bochao Wang, Liang Lin, and Xiaogang Wang. 2016. End-to-end deep learning for person search. *arXiv preprint arXiv:1604.01850* 2, 2 (2016), 4.
- [74] Taiki Yamamoto, Hirokatsu Kataoka, Masaki Hayashi, Yoshimitsu Aoki, Kyoko Oshima, and Masamoto Tanabiki. 2013. Multiple players tracking and identification using group detection and player number recognition in sports video. In *IECON 2013-39th Annual Conference of the IEEE Industrial Electronics Society*. IEEE, 2442–2446.
- [75] Mang Ye, Jianbing Shen, Gaojie Lin, Tao Xiang, Ling Shao, and Steven CH Hoi. 2021. Deep learning for person re-identification: A survey and outlook. *IEEE transactions on pattern analysis and machine intelligence* 44, 6 (2021), 2872–2893.
- [76] Maoyuan Ye, Jing Zhang, Shanshan Zhao, Juhua Liu, Tongliang Liu, Bo Du, and Dacheng Tao. 2023. DeepSolo: Let Transformer Decoder With Explicit Points Solo for Text Spotting. In *Proceedings of the IEEE/CVF Conference on Computer Vision and Pattern Recognition (CVPR)*. 19348–19357.
- [77] Dong Yi, Zhen Lei, Shengcai Liao, and Stan Z Li. 2014. Deep metric learning for person re-identification. In *2014 22nd international conference on pattern recognition*. IEEE, 34–39.
- [78] Yuan Yuan, Jian'an Zhang, and Qi Wang. 2018. Bike-person re-identification: a benchmark and a comprehensive evaluation. *IEEE Access* 6 (2018), 56059–56068.
- [79] Shuai Zhao, Xiaohan Wang, Linchao Zhu, and Yi Yang. 2023. CLIP4STR: A Simple Baseline for Scene Text Recognition with Pre-trained Vision-Language Model. [arXiv:2305.14014](https://arxiv.org/abs/2305.14014) [cs.CV]
- [80] Liang Zheng, Liyue Shen, Lu Tian, Shengjin Wang, Jingdong Wang, and Qi Tian. 2015. Scalable person re-identification: A benchmark. In *Proceedings of the IEEE international conference on computer vision*. 1116–1124.
- [81] Liang Zheng, Yi Yang, and Alexander G Hauptmann. 2016. Person re-identification: Past, present and future. *arXiv preprint arXiv:1610.02984* (2016).
- [82] Kaiyang Zhou, Yongxin Yang, Andrea Cavallaro, and Tao Xiang. 2019. Omni-scale feature learning for person re-identification. In *Proceedings of the IEEE/CVF international conference on computer vision*. 3702–3712.

- [83] Xinyu Zhou, Cong Yao, He Wen, Yuzhi Wang, Shuchang Zhou, Weiran He, and Jiajun Liang. 2017. EAST: An Efficient and Accurate Scene Text Detector. In *Proceedings of the IEEE Conference on Computer Vision and Pattern Recognition (CVPR)*.

A HYPERPARAMETER SEARCHES

For all experiments in this paper, a grid search was used on the training and validation set to select the best-performing hyperparameters after 50 epochs. Then given the best hyperparameters, a final training run was performed on the combined training and validation sets, and then the best reported metrics on the test set were reported. The hyperparameter search ranges for the RnD dataset are in Table 5 and in Table 6 for MUDD. The best-performing hyperparameters are shown in bold.

Table 5: Hyperparameter sweep ranges for the models trained on the RnD dataset.

Parameter	Configuration
Learning Rate	[0.0001, 0.001 , 0.01]
Learning Rate Schedule	[linear, cosine , one-cycle]
Warm-Up Period	[0, 100, 1000 , 2000]
Batch Size	[8, 16, 32]

Table 6: Hyperparameter sweep ranges for the models trained on the MUDD dataset.

Parameter	Configuration
Learning Rate	[0.0001, 0.0003 , 0.001, 0.003, 0.01]
Learning Rate Schedule	[linear, cosine , one-cycle] [random flip , color jitter ,
Data Augmentation	random crop , resize, random rotation]
Warm-Up Period	[0, 100, 1000 , 2000]
Batch Size	[32, 64, 128 , 256]


B EFFICIENT REID LABELING VIA AUXILIARY INFORMATION

One key challenge in constructing re-id datasets is to efficiently group images of the same identity during labeling. Exhaustively labeling identities from scratch can become intractable for a large dataset of images with an unknown number of identities. To assist in this labeling process, images can be clustered into groups using pretrained models, and then manually verified by annotators. However, in constructing MUDD, we found that annotators still spent over 30 minutes on each identity, requiring a more efficient process.

Off-the-shelf re-id models focus on extracting features invariant to nuisance factors like pose, lighting, and blurring while discriminating between identities. However, these features are based on their pretraining dataset and they cannot explicitly leverage domain-specific cues—especially if the domain-specific cues are not available in the pretraining dataset, such as racer numbers. The re-id model treats the image holistically without localizing and recognizing semantic concepts like digits. Therefore, when the models are applied on different image domains, any useful domain-specific cues are not used.

In light of this challenge, we leverage the fact that each identity (i.e. racer) in this dataset is assigned a visible number and we

Photos in the current cluster:



Recommended for current cluster:




Figure 7: Leveraging detected jersey numbers as auxiliary information enables generating higher quality identity clustering proposals for manual verification. This proposed cluster contains both clean and muddy images of the same rider, whereas proposing clusters with off-the-shelf re-id models fail.

propose directly utilizing this auxiliary information during the clustering and re-id process via a pretrained text detection model [46]. This domain knowledge provides strong localization cues to group images with the same numbers. The re-id model alone struggles to consistently spot and match the small-digit regions amidst mud, motion, and variations.

Explicitly guiding search and clustering with the auxiliary numbers, even if noisy, complements the holistic re-id model. Our breadth-first attribute search leverages the domain knowledge to effectively explore the data and retrieve number matches. This creates high-quality initial clusters that seed the depth-first re-id search.

In essence, we get the best of both worlds: domain-driven localization from the auxiliary cues, combined with holistic identity discrimination from the re-id model. The re-id model alone lacks the explicit semantic guidance, resulting in poorer search and clustering. Our hybrid approach better utilizes both domain knowledge and learned representations.

Specifically, to generate ground truth labels for specific racers, we first extract all numbers using a pretrained text detection model [46], and also create a re-id embedding using a pretrained OSNet model. Then we iterate over the following process:




Figure 8: Additional proposed results for the same identity cluster as Figure 7. Our methodology provides high-quality recommendations to simplify manual verification and labeling.

- (1) Pick a number that was detected more than 10 times and retrieve all images containing it.
- (2) For each result from Step 1, take the top k nearest neighbors based on the re-id embedding.
- (3) Combine the results for each search by rank, and present to annotators for manual refinement and verification.

This updated process reduced the average time to verify an identity cluster from over 30 minutes to under 10.

Figure 7 shows a proposed cluster from our labeling system. The top section contains all photos where the number 530 was detected. The bottom section shows the most similar images according to the pertained OSNet re-id model. Critically, leveraging the auxiliary number information provides an initial cluster with clean and muddy images of the same racer that can be used as a seed image for a search by the re-id model. Figure 8 shows additional results deeper in the ranking.

C ADDITIONAL TEXT SPOTTING RESULTS

Figure 3 showcases common mud-related successes and failures. In some cases, the fine-tuned models can see through mud occlusions to properly recognize the racer number, as shown in Figure 3a. However, mud often prevents smaller helmet numbers from being recognized (Fig 3b, 3c). Odd orientations also confuse models (Fig 3d). Overall, heavy mud occlusion remains the biggest challenge. Figure 9 reveals other common failures like missing side numbers (Fig 9a), overlapping numbers (Fig 9b), confusion between

letters and numbers (Fig 9c), missing letter portions (Fig 9d), and distractions from graphics (Fig 9e). In summary, the analysis reveals promising capabilities but also exposes key areas for improvement, particularly among extreme mud and small text. Substantial opportunities remain to enhance OCR for this challenging real-world application.

D ADDITIONAL REID RESULTS

As seen in Figure 14, a rider doing a wheelie is not matched to more standard riding poses. Even common pose differences like front versus back views are challenging (Figure 15). Images with small, distant crops of riders lack fine details for discrimination. Figure 17 shows a failure case where the query is low resolution. In some cases, different riders with very similar gear is confused. This is common as racers supported by the same team will typically purposefully coordinate their appearance. An example is shown in Figure 16.




Figure 9: Analysis of common non-mud failures: (a) Incorrect side number recognition. (b) Overlapping “stacked” numbers confuse the model. (c) A letter is misrecognized as a number. (d) The letter portion of the racer number is missed. (e) Complex graphics on quad confuse model.



Figure 11: Example showcasing model successes and failures on a complex muddy image. The top image shows detected text from the off-the-shelf YAMTS model before fine-tuning, which recognizes only 1 number correctly (“251”). The bottom image displays results from the fine-tuned YAMTS model, which detects all 8 visible numbers but only correctly recognizes 3 of them. This highlights the benefits of domain-specific fine-tuning, as the pre-trained model struggles. However, even the fine-tuned model has difficulty accurately recognizing highly degraded text, exposing substantial room for improvement.



Figure 12: Example of successful re-id by the fine-tuned model under moderate mud occlusion. The 10 top retrievals correctly identify the query rider despite the mud, pose, and other variations. Green boundaries signify correct matches and red incorrect.



Figure 13: Example of the model correctly matching a clean image of a rider to a muddy image of the same rider when the pose is similar between the query and gallery image. Green boundaries signify correct matches and red incorrect.



Figure 14: Example of a failure case due to extreme pose variation in the query image. The rider is captured doing a wheelie, leading to incorrect matches despite no mud occlusion. Green boundaries signify correct matches and red incorrect.



Figure 15: Failure case due to pose variation between the query and gallery images. The backward-facing query rider is not matched to forward-facing images of the same identity. Green boundaries signify correct matches and red incorrect.



Figure 16: Example failure case due to two different riders having very similar jerseys and gear, leading to confusion between their identities. Green boundaries signify correct matches and red incorrect.



Figure 17: Failure case due to low resolution of the query image preventing distinguishing details from being visible. The small, distant crop of the rider cannot be matched accurately. Green boundaries signify correct matches and red incorrect.