

Graph Descriptive Order Improves Reasoning with Large Language Model

Yuyao Ge^{1,2,4} Shenghua Liu^{1,4*} Wenjie Feng³ Lingrui Mei^{1,4} Lizhe Chen² Xueqi Cheng^{1,4}

¹CAS Key Laboratory of AI Security, Institute of Computing Technology, Chinese Academy of Sciences

²School of Information Science and Technology, North China University of Technology

³Institute of Data Science, National University of Singapore

⁴University of Chinese Academy of Sciences

{yuyao.ge, arubise5741, wenchiefeng.us}@gmail.com {liushenghua, cxq}@ict.ac.cn meilingrui22@mails.ucas.ac.cn

Abstract

In recent years, large language models have achieved state-of-the-art performance across multiple domains. However, the progress in the field of graph reasoning with LLM remains limited. Our work delves into this gap by thoroughly investigating graph reasoning with LLMs. In this work, we reveal the impact of the order of graph description on LLMs' graph reasoning performance, which significantly affects LLMs' reasoning abilities. By altering this order, we enhance the performance of LLMs from 42.22% to 70%. Furthermore, we introduce the Scaled Graph Reasoning benchmark for assessing LLMs' performance across various graph sizes and evaluate the relationship between LLMs' graph reasoning abilities and graph size. We discover that the graph reasoning performance of LLMs does not monotonically decrease with the increase in graph size. The experiments span several mainstream models, including GPT-3.5, LLaMA-2-7B, and LLaMA-2-13B, to offer a comprehensive evaluation.

1 Introduction

In recent years, Large Language Models (LLMs) have made remarkable progress, showing unprecedented capabilities in a wide range of human-centric tasks, extending beyond their original design for textual data processing (Vaswani et al., 2017) (Devlin et al., 2018) (Brown et al., 2020) (Ouyang et al., 2022). These tasks encompass nearly everything from sophisticated question-answering to intricate semantic analysis, highlighting the versatile applications of LLMs in fields that transcend traditional language processing boundaries (Yao et al., 2022) (Gao et al., 2023) (Yang et al., 2023) (Park et al., 2023).

In graph mining, previous studies have explored the LLMs' reasoning ability in graph-related tasks in many respects, like prompting approaches, graph encoding, modality, and fine-tuning. Wang

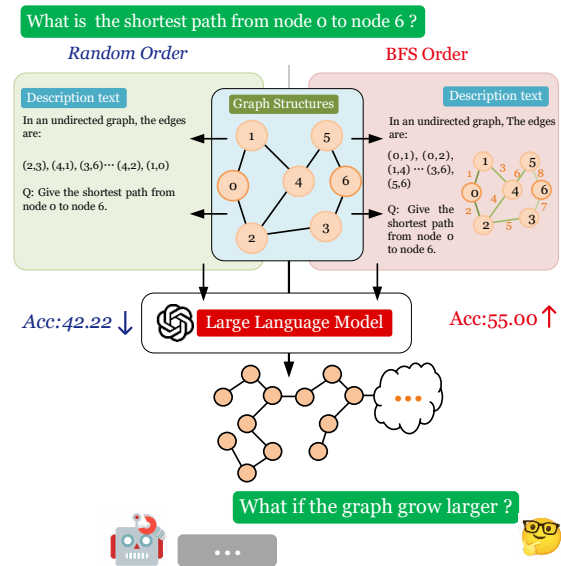


Figure 1: We encode undirected graphs into description text using both random and BFS order, and then input these text sequences into GPT-3.5 to evaluate its graph reasoning capabilities, respectively. Compared to the 42.22% performance with random ordering, using BFS ordering improves the performance to 55.00%. What if the graph grows larger?

et al. (2023) input graphs as part of the text sequence to the LLMs with various prompting approaches. Fatemi et al. (2023) explores the effect of grounding the pure graph in a real-world scenario, such as social networks, friendship graphs, or co-authorship graphs. Das et al. (2023) explores how to encode graph data as various modalities input LLMs.

However, in the process of encoding graphs to graph description, the impact of the order of text sequences has not been explored. When describing graphs in text sequences, it is evident that order is an important influencing factor. Therefore, the impact of the order of graph description is a question worth exploring in the process of encoding graphs to text sequences. What's more, previous

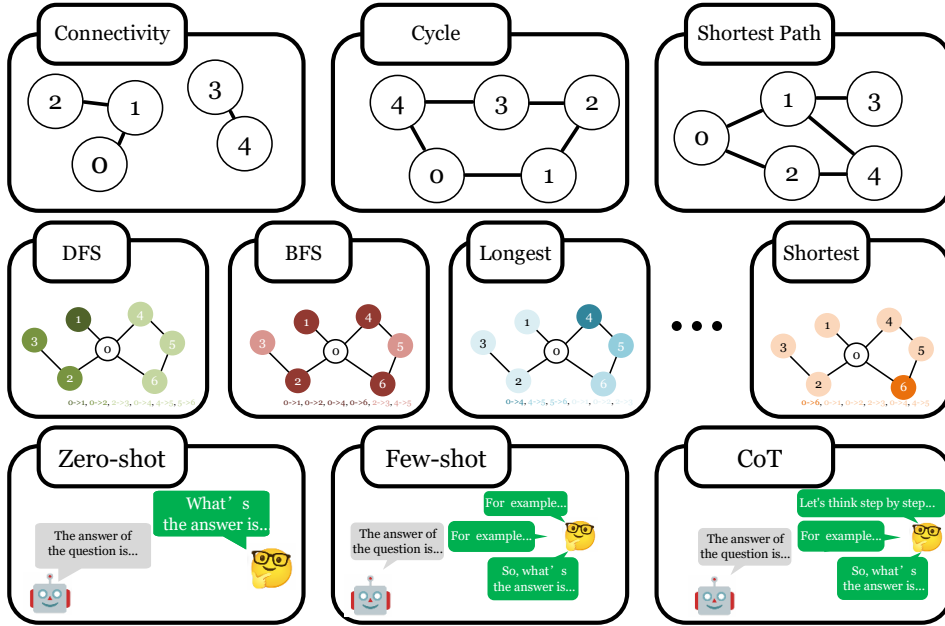


Figure 2: Overview of different tasks, graph descriptive orders and prompting approaches

studies have substantiated that the size of graphs significantly impacts the reasoning performance of LLMs. However, since the graphs are categorized based on the size of graphs in Wang et al.’s (2023) work, the trend of how the performance of LLMs changes as the size of the graphs increases can’t be observed. This is a gap when applying LLMs to large-scale graphs.

To explore the two questions mentioned above, in our work, we explore how the graph descriptive order affects the LLMs’ graph reasoning performance and evaluate the relationship between LLMs’ reasoning performance on graph-related tasks and graph size. We find that (1) the order of text-based edge sequences significantly affects LLMs’ reasoning performance on graphs. By adjusting the order of graphs’ text-based edge sequences, the performance of LLMs enhanced from 42.22% to 70%, (2) the graph reasoning performance of LLMs does not monotonically decrease with the increase in graph size. There is an observed trend where performance increases but not decreases with the number of edges within a range. To the end, to support our experiments, we build the Scaled Graph Reasoning (SGR) benchmark, which comprises a series of graphs of varying sizes, categorized into three fundamental graph tasks. Our experimental framework spans several mainstream models, including GPT-3.5(Brown et al., 2020), LLaMA-2-7B, and LLaMA-2-13B(Touvron et al., 2023), thereby offering a comprehensive eval-

uation.

In summary, our main contributions include:

1. Our study systematically investigates the impact of the graph descriptive order on LLMs’ graph reasoning abilities, revealing this order can significantly affect model performance in interpreting graph structures. By adjusting the order of graphs’ text-based edge sequences, the performance of LLMs enhanced from 42.22% to 70%.
2. We reveal the relationship between LLMs’ graph reasoning performance and graph size, discovering that the reasoning performance of LLMs does not monotonically decrease with the increase in graph size.
3. We build the Scaled Graph Reasoning benchmark, a novel benchmarking tool designed to assess LLMs’ reasoning abilities across various graph scales uniformly.

2 Notions and Preliminary

2.1 Notions

Formally, an undirected graph can be represented as $\mathcal{G} = (\mathcal{V}, \mathcal{E}, \mathcal{W})$ with nodeset \mathcal{V} and edgeset \mathcal{E} , and $\mathcal{W} = \{w_{uv}\}_{(u,v) \in \mathcal{E}}$ where $w_{uv} \in \mathbb{R}^+$ is the non-negative weight of the edge (u, v) in the graph.

Given a graph \mathcal{G} , its density can be denoted as:

$$\sigma(\mathcal{G}) = \frac{2 \times |\mathcal{E}|}{n \times (n - 1)} \quad (1)$$

where $|\mathcal{E}|$ denotes the number of edges in the graph and n is the number of nodes.

2.2 Prompt engineering

Prompt engineering is a methodology within the field of natural language processing (NLP) that involves crafting inputs that guide LLMs in generating desired outputs for specific tasks (Collobert and Weston, 2008) (Mikolov et al., 2013) (Sutskever et al., 2014). This approach leverages the pre-existing knowledge embedded within these models, acquired during their extensive pre-training on diverse corpora. The process of prompt engineering can be described as optimizing a prompt Prompt to minimize the loss function of a model \mathcal{M} , represented as:

$$\min_{\text{Prompt}} \mathcal{L}(\mathcal{M}(\text{Prompt}, X), Y) \quad (2)$$

where X denotes the input data, Y represents the expected output, and \mathcal{L} is the loss function measuring the discrepancy between the model’s output and the expected output.

3 Tasks and Formulation

3.1 Tasks

We choose the following three graph-related tasks, similar to the setting in (Wang et al., 2023), to test the graph reasoning performance of the LLMs.

- **T1 Connectivity.** For the graph \mathcal{G} , the connectivity between the nodes u and v is established by a path consisting of a sequence of edges in \mathcal{E} that links u and v . Given two arbitrary nodes $u, v \in \mathcal{V}$ of \mathcal{G} , the task is to ask whether a connection exists between them.
- **T2 Cycle.** For the graph \mathcal{G} , a cycle is an non-empty path for a node sequence $(v_1, \dots, v_i, \dots, v_1)$. The task is to determine if there exists a cycle in graph \mathcal{G} .
- **T3 Shortest Path.** The shortest path between two nodes is the path where the sum of edge weights is minimized. Given the graph \mathcal{G} and two nodes u and v , the task is to find the shortest path between node u and node v and the weight of the corresponding path.

3.2 Problem Formulation

Let $f : (\mathcal{G}, \{v\}) \rightarrow \pi(\mathcal{E})$ be a function that maps an undirected graph to be a permutation π (containing edge weights if necessary) of its edgeseT in terms of the specific nodes $\{v\}$; the output can

be deemed as the textualization description of the graph considering the edge sequence.

Given an undirected graph \mathcal{G} , the graph-related task T , and nodes $\{v\}$, the specific Prompt can be represented as $\text{Prompt} = \text{prompt}(T, f(\mathcal{G}, \{v\}))$ where $\text{prompt}(\cdot)$ is a prompt generation function. The prediction of a large language model (\mathcal{M}) is denoted as $\hat{Y} = \mathcal{M}(\text{Prompt}, \mathcal{G})$.

Our problem for a specific graph reasoning task T can be formulated as,

$$\min_f \mathcal{L}(\mathcal{M}(\text{prompt}(T, f(\mathcal{G}, \{v\})); \mathcal{G}), Y), \quad (3)$$

which minimizes the loss \mathcal{L} between the model output (\hat{Y}) and the ground truth (Y), by optimizing the function f for the edge sequence.

The above objective can also be integrated with Eq. 2 by optimizing the prompt function prompt .

Notably, our problem is non-invasive for the model \mathcal{M} , which is treated as a black box. Such a paradigm is particularly valuable as it aligns with the operational constraints of numerous real-world applications and facilitates the integration of LLM into existing systems with minimal disruption.

3.3 Benchmark

To evaluate the reasoning performance of LLM for graph-related tasks comprehensively, we build a novel dataset, Scaled Graph Reasoning (SGR), as a benchmark with graphs of various sizes. We use the number of edges and density to control for the size of the graph in SGR.

Given the desired edge count m and density parameter σ , the number of nodes n can be calculated. Then, the graph is populated by randomly adding edges between pairs of distinct nodes until the graph contains m edges, with each edge assigned a random weight.

Specifically, SGR benchmark consists of 920 graphs generated by a random approach for each of three foundational graph tasks, with the number of edges ranging from 5 to 50, ensuring a consistent density level across all graphs.

4 Graph-to-Text Encoding: f

This section introduces how to encode graph-structured data to text sequences used for language model reasoning.

We implement the order function f as follows. Different functions output different orders of edges in the graph, which encode the structured graphs into the textual format in the Prompt.

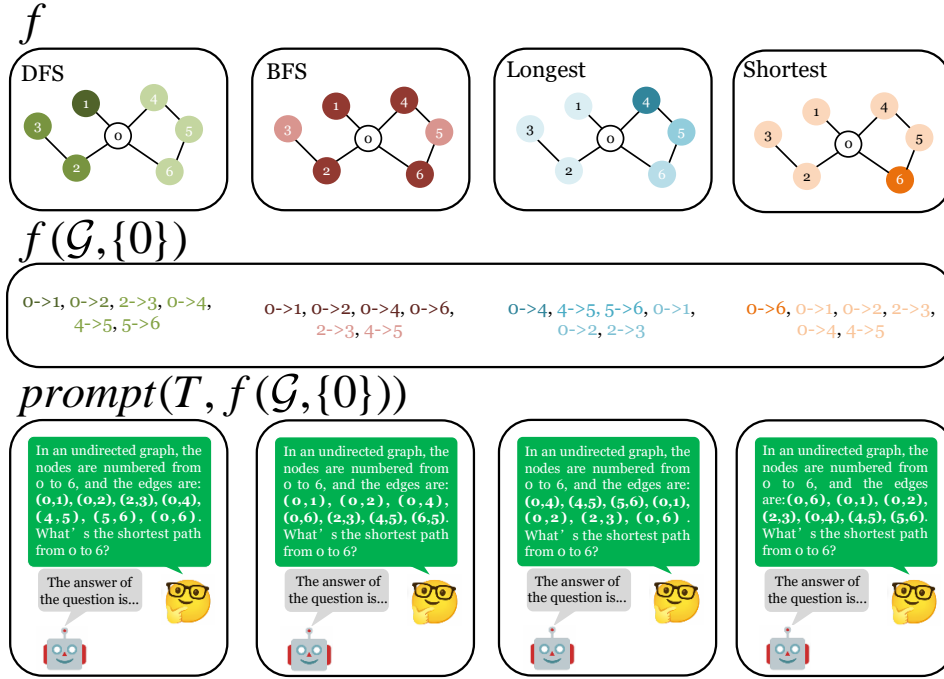


Figure 3: Examples of the orders of various text-based edge sequences. In this figure, T is set to the shortest path task.

1. *Random order*: Shuffle the sequence of edges randomly and arrange them in a random order.
2. *BFS order*: Initiating from the root node, the Breadth-First Search algorithm exhaustively explores all adjacent nodes at the current depth before proceeding to nodes at the next level.
3. *DFS order*: Initiating from the root node, the Depth-First Search algorithm delves into the graph by exploring as far along each branch as possible before backtracking.
4. *Second shortest path order*: The second shortest path order organizes the text-based edges based on the second shortest path from the root node to the destination node.
5. *Longest path order*: The longest path order arranges the text-based edges in accordance with the longest path from the root node to the destination node.
6. *Shortest path order*: The shortest path order arranges the text-based edges in accordance with the shortest path from the root node to the destination node.

If, after traversal, any remaining unvisited edges are listed following the order of the explored edges to guarantee a complete textual representation of the graph.

Note. We do not inform the LLMs about the or-

der of text-based edge sequences. This requires the LLMs to discover and utilize this order to improve their performance autonomously.

5 Experimental Settings

5.1 Dataset

The experiment for the impact of the order of graph description is conducted on NLGraph. The NLGraph benchmark is a comprehensive suite designed to evaluate LLMs on graph-based reasoning tasks articulated in natural language, which is proposed by Wang et al. (2023). In our experiments, we used graphs from three tasks in NLGraph, each test in NLGraph contains about 200 graphs.

The experiment for the relationship between LLMs' performance and graph size is conducted on SGR benchmark. We set the density parameter σ to be 0.5, the number of the edge m is in $[5, 50]$.

Dataset preprocessing for specific tasks. In the connectivity detection task, we establish two sets of node pairs, with each pair in one set having connectivity, while each pair in the other set lacks connectivity. We retain the number of node pairs in both sets as equal.

In the cycle detection task, we retain base graphs without cycles as the False subset, while we randomly add edges to these base graphs to generate

Task	Order	GPT-3.5-Turbo			LLaMA-2-13B			LLaMA-2-7B		
		Easy	Medium	Hard	Easy	Medium	Hard	Easy	Medium	Hard
Shortest Path	Random	42.22	none	13.00	10.00	none	0.5	6.66	none	1.00
	BFS	55.00	none	21.50	11.66	none	1.5	7.77	none	2.50
	DFS	46.66	none	14.00	12.22	none	1.5	8.88	none	1.00
	Second	50.55	none	18.50	17.22	none	0.5	8.33	none	1.00
	Longest	42.22	none	12.00	7.77	none	1	9.44	none	2.00
	Shortest	70.00	none	51.50	30.00	none	1.5	16.66	none	5.00
Cycle	Random	54.66	55.00	56.75	46.66	46.33	46.00	44.66	46.50	46.25
	BFS	57.69	60.33	55.00	48.00	48.83	48.50	52.66	49.33	47.50
	DFS	56.66	60.33	54.00	45.33	46.16	45.50	42.00	46.33	45.75
Connectivity	Random	80.11	68.41	64.26	55.39	50.83	46.91	51.13	49.58	50.73
	BFS	87.78	73.08	65.29	54.26	52.08	52.20	50.56	52.25	51.02
	DFS	89.20	74.50	67.64	50.85	50.16	54.11	48.01	48.41	48.97

Table 1: LLMs’ performance on the shortest path, cycle, and connectivity tasks, varying in difficulty levels, with various orders of edge sequences in graphs. The default prompting method here is CoT, and there are only two difficulty levels for the shortest path task, i.e., Easy and Hard.

graphs with cycles as the True subset. We retain a balanced set of cyclic and noncyclic graphs.

In the shortest path task, we filter out graphs where the root node and destination node are directly connected.

5.2 Models

We use GPT-3.5-Turbo, LLaMA-2-7B, and LLaMA-2-13B as large language models for experiments. For the GPT-3.5-Turbo, we set temperature = 0. For the LLaMA family, we set temperature = 0.7. In this paper, GPT-4 does not participate due to monetary costs.

5.3 Prompt methods

The prompting approaches we used here include

1. *Zero-shot prompting (ZERO-SHOT)*: Under this method, the model is given a task description and must generate the appropriate output without prior specific examples.
2. *Few-shot in-context learning (FEW-SHOT)*: This approach supplements the model with a limited set of example inputs and their corresponding outputs to illustrate the task.
3. *Chain-of-thought prompting (CoT)*: This technique entails guiding the model through a logical sequence of thought processes to demonstrate task resolution step by step.

The prompt for each task in Sec. § 3.1 is listed as follows:

- **P1.** *Determine if there is a path between two nodes in the graph. Note that (i, j) means that node i and node j are connected with an edge.*

Graph: $f(\mathcal{G}, \{u, v\})$. Q: Is there a path between node u and node v ?

- **P2.** *In an undirected graph, (i, j) means that node i and node j are connected with an edge. Graph: $f(\mathcal{G}, \{0\})$ and the path is a node sequence from the node x to x . Q: Is there a cycle in this graph?*
- **P3.** *In an undirected graph, (i, j, w) means that node i and node j are connected by an edge with weight w . Graph: $f(\mathcal{G}, \{u, v\})$ ¹ Q: Give the shortest path from node u to node v .*

where $f(\mathcal{G}, \{u, v\})$ or $f(\mathcal{G}, \{0\})$ corresponds to the text for the edge sequence generated by f .

6 Experiments

6.1 The Order of Text-based Edges Significantly Influences the LLMs Graph Reasoning Performance

As illustrated in Table 1, when encoding graphs to natural language with various orders of text-based edge sequences, there is a significant difference in the performance of GPT-3.5. The impact of various orders is most noticeable in the shortest path task. With the order set to random, GPT-3.5-Turbo’s accuracy is merely 42.22%. While the order is set to BFS and DFS, the accuracies improve to 55.00% and 46.66%, respectively. Surprisingly, setting the order to the shortest path order boosts the accuracy to 70%. Similar patterns were observed in cycle detection and connectivity tasks, where, at the easy

¹Here, the edge weight is also included in the edge sequence of f .

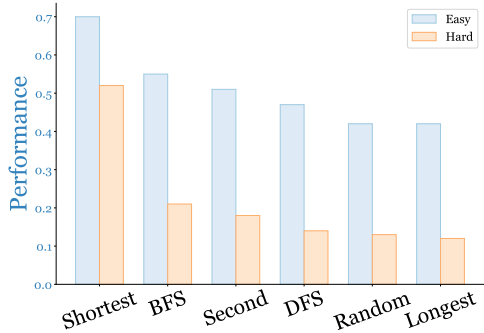


Figure 4: Comparative analysis of GPT-3.5-Turbo’s performance across different orders of text-based edge sequences for graph reasoning tasks. This figure demonstrates that in the shortest path task, the performance enhancement of LLMs attributable to edge sequences orders is in the order of "Shortest, BFS, Second, DFS, Random, Longest".

level, BFS and DFS orders can increase accuracy by up to 9% compared to the random order. We observed that, at the hard level, the accuracy of LLMs in the longest path order drops by 1% compared to the random order, suggesting that GPT is misled by the longest order. Similar phenomena also occurred with LLaMA-family. Specifically, in easy shortest path tasks, when the order is set to shortest, the performance of LLaMA-2-7B/13B improves by 20% and 10%, respectively, compared to random order. However, it is essential to note that due to limitations in parameter capacity, the patterns observed in the LLaMA-family are limited, as discussed in § 6.3. The above instances are sufficient to prove that the order of text-based edge sequence greatly influences the LLMs’ graph reasoning performance.

Specifically for GPT-3.5-Turbo, any order except for the longest order tends to improve LLMs graph reasoning performance, especially in shortest path tasks. The impact of text-based edge orders on model performance correlates with task difficulty, with more evident improvements in easier tasks.

Furthermore, the improvement brought by different orders varies across different tasks. For the shortest path task, as shown in Figure 4, there is a noticeable trend that compared to random order, the order that leads to the greatest improvement in the performance of LLMs is the shortest order, followed by the BFS order, then the DFS order, with the longest path order ranking last. In the shortest path and cycle detection tasks, the performance of the BFS order is superior to that of the DFS order. While in the connectivity task, the DFS order out-

performs the BFS order. This indicates that there is no one-size-fits-all conclusion regarding which order is better.

6.2 LLMs Graph Reasoning Capabilities Do Not Correlate Monotonically with Graph Size

As illustrated in Table 1, both our study and prior research conducted by Wang et al. (2023) have substantiated that the size of graphs significantly impacts the reasoning performance of LLMs on graph-based tasks.

However, as demonstrated in Figure 5, on tasks of shortest path, connectivity, and cycle detection, there is an observed trend where performance increases with the number of edges within the 10-15 range. This counterintuitive finding suggests that models demonstrate reduced reasoning capabilities on smaller graphs compared to their performance on larger graphs. This challenges our naive assumption that the graph reasoning performance of LLMs monotonically decreases as the graph size increases. Given the direct correlation between graph size and token length, the assumption that a larger graph could make it challenging for LLMs to discern essential information from lengthy contexts seems reasonable. In response to this unexpected observation, we scrutinized the program logs and identified that the phenomenon stems from the model laziness in GPT-3.5-Turbo (Tang et al., 2023)(Crouse et al., 2023). We find that, for graphs of small size (for instance, with only five edges), LLMs would typically respond by saying, "There is no direct path from node x to node x in the given graph" to circumvent the reasoning process. This phenomenon indicates that GPT tends to adhere to learned behaviors on encountering graph tasks deemed straightforward rather than immediately adjusting their approach. Specifically, in the context of the shortest path task, LLMs often bypass searching for the actual shortest path, opting instead to assess whether the root and destination nodes are directly connected. Furthermore, this tendency was particularly pronounced under the CoT prompting method. This can be attributed to the more extensive examples provided in the CoT prompts, which could potentially influence the LLMs’ performance.

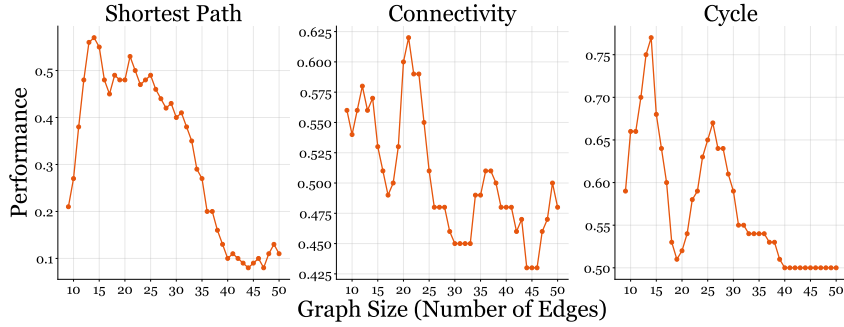


Figure 5: GPT-3.5-Turbo’s performance on various edge numbers of a graph. The prompting method is set to CoT, and the order of text-based edge sequences is set to random. A rolling average is applied to smooth short-term fluctuations and reveal underlying patterns more clearly in this figure (window size = 5).

Models	Zero-shot			Few-shot			CoT		
	CN	Cycle	SP	CN	Cycle	SP	CN	Cycle	SP
GPT-3.5-Turbo	76.42	49.33	40.00	80.96	48.00	28.88	80.11	54.66	42.22
LLaMA-2-13B	55.11	52.84	3.33	51.98	50.00	3.33	55.39	46.66	10.00
LLaMA-2-7B	40.66	47.33	2.77	48.29	47.33	4.44	51.13	44.66	6.91

Table 2: LLMs’ performance on the shortest path, cycle detection, and connectivity tasks with various prompting methods. The ‘CN’ and ‘SP’ represent the Connectivity and Shortest path tasks, respectively. The default level here is Easy.

6.3 The Untuned LLaMA-2 Small Models Exhibit Limited Reasoning Capabilities on Graph Tasks

As Table 1 shows, the LLaMA-2-7B/ LLaMA-2-13B exhibits substantially diminished reasoning capabilities on complex graph tasks. In the hard level of the shortest path task, the accuracy of LLama-2-7B/13B ranges from 0.5% to 5%, starkly contrasting GPT-3.5-Turbo’s 13.00% ~ 51.5%. This trend seemingly not apply to in cycle detection and connectivity detection tasks because the LLaMA-7B and LLaMA-13B models demonstrate performance near to 50% across all levels of difficulty and orders. However, it’s important to remember that cycle detection and connectivity detection tasks are binary classification tasks. This performance suggests that the LLaMA-7B and LLaMA-13B models exhibit random guessing under established conditions.

6.4 Other Findings

In addition to the major contributions mentioned previously, our work also incidentally confirmed the findings of other researchers.

Model capacity has a significant impact on LLMs graph reasoning abilities

As table 1 shows, in most cases, the perfor-

mance of LLaMA-2-13B is superior to that of LLaMA-2-7B, indicating Model capacity has a significant impact on LLMs graph reasoning abilities, which aligns with conclusions in [Fatemi et al.’s \(2023\)](#) work. For instance, in the shortest path task and easy level, the performance of LLaMA-2-13B ranges from 7.77% to 30.00%, while the performance of LLaMA-2-7B merely ranges from 6.66% to 16.66%.

Prompting methods have a significant impact on LLMs performance on graph-based reasoning tasks

As table 2 shows, in the vast majority of cases, the CoT prompt approach outperforms few-shot approach, which in turn outperforms zero-shot approach, which indicates that the prompting approaches have a significant impact on LLMs’ performance on graph-based reasoning tasks, aligning with findings from previous research([Wang et al., 2023](#))([Chai et al., 2023](#))([Guo et al., 2023](#)). For instance, GPT-3.5-Turbo demonstrates a performance increase from 49.33% to 54.66% on the cycle detection task when shifting from zero-shot to CoT prompting. Similarly, on connectivity tasks, the same model improves from 83.81% to 94.32% using CoT.

7 Related Work

Large Language Model Reasoning LLMs’ reasoning and common-sense skills are applied to decision-making and action tasks in various domains. Acting techniques such as ReAct (Yao et al., 2022) are effective but limited by simplicity and a lack of responsiveness to environmental changes. Recent extensions like Self-refine (Madaan et al., 2023), Reflexion (Shinn et al., 2023), and AdaPlanner (Sun et al., 2023) attempt to address these limitations through self-correction or environment feedback integration. More recently, Zhou et al. (2023) introduced a general framework named Language Agent Tree Search that synergizes the capabilities of LLMs in planning, acting, and reasoning and achieving state-of-the-art results.

Reasoning on Pure Graph with LLMs Jin et al. (2023) define problems on pure graphs, highlighting the motivation for integrating LLMs into graph-related reasoning. Wang et al. (2023) show that including graphs in the unstructured input to LLMs demonstrates their preliminary graph reasoning abilities. Fatemi et al. (2023) examines the impact of real-world grounding on pure graphs, establishing the importance of graph encoding functions for LLMs reasoning. Das et al. (2023) investigate encoding graph data into various modalities for LLMs input. Guo et al. (2023) point out that large language models improve task performance by generating explanations from graphs or using role-based prompts. Chai et al. (2023) show that encoding graph structures into feature sequences and fine-tuning LLMs with this format leads to performance improvements on complex tasks. Zhang et al. (2023) address dynamic graph problems using LLMs.

8 Conclusion

In this work, we reveal the impact of the order of text-based edge sequences on LLMs’ graph reasoning performance and evaluate the relationship between LLMs’ performance on the graph and graph size, discovering that the graph reasoning performance of LLMs does not consistently decrease as graph size increases. Moreover, we introduce the Scaled Graph Reasoning benchmark to evaluate LLMs across graphs of varying sizes. Beyond the primary focus of this paper, the experimental data also confirm conclusions drawn by previous researchers, affirming the reliability of these patterns.

In forthcoming work, we will continue exploring using prompts to guide LLMs in solving graph-related problems.

Limitations

In terms of graph encoding, our work only focuses on encoding the edges, but besides this, there are many other methods that can be used to encode graphs into text sequences, such as Incident. In terms of data, due to the maximum token limit, we were unable to use larger-sized graphs and a greater number of graphs in our work. In terms of the model, although our experiments were conducted on three different LLMs, we did not test GPT-4 and larger parameter LLMs such as LLaMA-2-70B due to financial and memory constraints. We encourage future researchers to fill the gaps in our work.

Ethics Statement

In conducting our research, we place paramount importance on ethical standards to ensure integrity and contribute positively to the scientific community. We exclusively utilize open-source datasets, ensuring that our work is built upon accessible and transparent resources. Our methods employ models that are either open-source or have gained wide recognition for their reliability and ethical use within the academic community. Furthermore, we have meticulously designed our methodology to prevent the generation of harmful or misleading information, thereby safeguarding the integrity of our findings.

References

- Tom Brown, Benjamin Mann, Nick Ryder, Melanie Subbiah, Jared D Kaplan, Prafulla Dhariwal, Arvind Neelakantan, Pranav Shyam, Girish Sastry, Amanda Askell, et al. 2020. Language models are few-shot learners. *Advances in neural information processing systems*, 33:1877–1901.
- Ziwei Chai, Tianjie Zhang, Liang Wu, Kaiqiao Han, Xiaohai Hu, Xuanwen Huang, and Yang Yang. 2023. Graphllm: Boosting graph reasoning ability of large language model. *arXiv preprint arXiv:2310.05845*.
- Ronan Collobert and Jason Weston. 2008. A unified architecture for natural language processing: Deep neural networks with multitask learning. In *Proceedings of the 25th international conference on Machine learning*, pages 160–167.
- Maxwell Crouse, Pavan Kapanipathi, Subhajt Chaudhury, Tahira Naseem, Ramon Astudillo, Achille Fokoue, and Tim Klinger. 2023. Laziness is a virtue when it comes to compositionality in neural semantic parsing. *arXiv preprint arXiv:2305.04346*.
- Debarati Das, Ishaan Gupta, Jaideep Srivastava, and Dongyeop Kang. 2023. Which modality should i use—text, motif, or image?: Understanding graphs with large language models. *arXiv preprint arXiv:2311.09862*.
- Jacob Devlin, Ming-Wei Chang, Kenton Lee, and Kristina Toutanova. 2018. Bert: Pre-training of deep bidirectional transformers for language understanding. *arXiv preprint arXiv:1810.04805*.
- Bahare Fatemi, Jonathan Halcrow, and Bryan Perozzi. 2023. Talk like a graph: Encoding graphs for large language models. *arXiv preprint arXiv:2310.04560*.
- Yunfan Gao, Tao Sheng, Youlin Xiang, Yun Xiong, Haofen Wang, and Jiawei Zhang. 2023. Chat-rec: Towards interactive and explainable llms-augmented recommender system. *arXiv preprint arXiv:2303.14524*.
- Jiayan Guo, Lun Du, and Hengyu Liu. 2023. Gpt4graph: Can large language models understand graph structured data? an empirical evaluation and benchmarking. *arXiv preprint arXiv:2305.15066*.
- Bowen Jin, Gang Liu, Chi Han, Meng Jiang, Heng Ji, and Jiawei Han. 2023. Large language models on graphs: A comprehensive survey. *arXiv preprint arXiv:2312.02783*.
- Aman Madaan, Niket Tandon, Prakhar Gupta, Skyler Hallinan, Luyu Gao, Sarah Wiegrefe, Uri Alon, Nouha Dziri, Shrimai Prabhunoye, Yiming Yang, et al. 2023. Self-refine: Iterative refinement with self-feedback. *arXiv preprint arXiv:2303.17651*.
- Tomas Mikolov, Kai Chen, Greg Corrado, and Jeffrey Dean. 2013. Efficient estimation of word representations in vector space. *arXiv preprint arXiv:1301.3781*.
- Long Ouyang, Jeffrey Wu, Xu Jiang, Diogo Almeida, Carroll Wainwright, Pamela Mishkin, Chong Zhang, Sandhini Agarwal, Katarina Slama, Alex Ray, et al. 2022. Training language models to follow instructions with human feedback. *Advances in Neural Information Processing Systems*, 35:27730–27744.
- Joon Sung Park, Joseph O’Brien, Carrie Jun Cai, Meredith Ringel Morris, Percy Liang, and Michael S Bernstein. 2023. Generative agents: Interactive simulacra of human behavior. In *Proceedings of the 36th Annual ACM Symposium on User Interface Software and Technology*, pages 1–22.
- Noah Shinn, Federico Cassano, Edward Berman, Ashwin Gopinath, Karthik Narasimhan, and Shunyu Yao. 2023. Reflexion: Language agents with verbal reinforcement learning.
- Haotian Sun, Yuchen Zhuang, Lingkai Kong, Bo Dai, and Chao Zhang. 2023. Adapllm: Adaptive planning from feedback with language models. *arXiv preprint arXiv:2305.16653*.
- Ilya Sutskever, Oriol Vinyals, and Quoc V Le. 2014. Sequence to sequence learning with neural networks. *Advances in neural information processing systems*, 27.
- Ruixiang Tang, Dehan Kong, Longtao Huang, and Hui Xue. 2023. Large language models can be lazy learners: Analyze shortcuts in in-context learning. *arXiv preprint arXiv:2305.17256*.
- Hugo Touvron, Louis Martin, Kevin Stone, Peter Albert, Amjad Almahairi, Yasmine Babaei, Nikolay Bashlykov, Soumya Batra, Prajjwal Bhargava, Shrutu Bhosale, et al. 2023. Llama 2: Open foundation and fine-tuned chat models. *arXiv preprint arXiv:2307.09288*.
- Ashish Vaswani, Noam Shazeer, Niki Parmar, Jakob Uszkoreit, Llion Jones, Aidan N Gomez, Łukasz Kaiser, and Illia Polosukhin. 2017. Attention is all you need. *Advances in neural information processing systems*, 30.
- Heng Wang, Shangbin Feng, Tianxing He, Zhaoxuan Tan, Xiaochuang Han, and Yulia Tsvetkov. 2023. Can language models solve graph problems in natural language? *arXiv preprint arXiv:2305.10037*.
- Zhengyuan Yang, Linjie Li, Jianfeng Wang, Kevin Lin, Ehsan Azarnasab, Faisal Ahmed, Zicheng Liu, Ce Liu, Michael Zeng, and Lijuan Wang. 2023. Mm-react: Prompting chatgpt for multimodal reasoning and action. *arXiv preprint arXiv:2303.11381*.
- Shunyu Yao, Jeffrey Zhao, Dian Yu, Nan Du, Izhak Shafran, Karthik Narasimhan, and Yuan Cao. 2022. React: Synergizing reasoning and acting in language models. *arXiv preprint arXiv:2210.03629*.
- Zeyang Zhang, Xin Wang, Ziwei Zhang, Haoyang Li, Yijian Qin, Simin Wu, and Wenwu Zhu. 2023. Llm4dyg: Can large language models solve

problems on dynamic graphs? *arXiv preprint arXiv:2310.17110*.

Andy Zhou, Kai Yan, Michal Shlapentokh-Rothman, Haohan Wang, and Yu-Xiong Wang. 2023. Language agent tree search unifies reasoning acting and planning in language models. *arXiv preprint arXiv:2310.04406*.