

Cacophony: An Improved Contrastive Audio-Text Model

Ge Zhu, Jordan Darefsky, Zhiyao Duan
University of Rochester, USA

ge.zhu@rochester.edu, jdarefsk@u.rochester.edu, zhiyao.duan@rochester.edu

Abstract—Despite recent advancements in audio-text modeling, audio-text contrastive models still lag behind their image-text counterparts in scale and performance. We propose a method to improve both the scale and the training of audio-text contrastive models. Specifically, we craft a large-scale audio-text dataset containing 13,000 hours of text-labeled audio, using pretrained language models to process noisy text descriptions and automatic captioning to obtain text descriptions for unlabeled audio samples. We first train on audio-only data with a masked autoencoder (MAE) objective, which allows us to benefit from the scalability of unlabeled audio datasets. We then, initializing our audio encoder from the MAE model, train a contrastive model with an auxiliary captioning objective. Our final model, which we name Cacophony, achieves state-of-the-art performance on audio-text retrieval tasks, and exhibits competitive results on the HEAR benchmark and other downstream tasks such as zero-shot classification.

Index Terms—Contrastive learning, Joint audio-language embedding, Self-supervised learning

I. INTRODUCTION

Machine audition [1] involves developing algorithms and systems for machines to analyze and understand sound, covering tasks such as audio tagging, acoustic scene classification, music classification, and sound event detection. In recent years, there has been a general shift away from individual audio pattern recognition tasks and towards general-purpose audio representations pretrained on large-scale audio datasets. Pretrained Audio Neural Networks (PANNs) [2] have played a significant role in this shift by demonstrating their versatility across various tasks and outperforming many advanced systems via fine-tuning.

Modern approaches aim for robust performance in general-purpose audio understanding tasks without the need for task-specific fine-tuning, which offers more flexibility. These methods approach general audio understanding by linking text and audio modality, referred to as *audio-text models*. One approach to linking text and audio is through generating response text given a combination of an audio prompt and a text prompt [3]–[5]. For instance, Pengi [5] converts audio classification, retrieval, captioning, and audio question answering into a text generation task using audio and task-specific text prompts. Similarly, Qwen-Audio [6] addresses a variety of audio tasks through text generation but distinguishes itself by using text prompts consisting of hierarchical tag sequences inspired by Whisper [7]. Both Pengi and Qwen-Audio support multiple close-ended and open-ended audio tasks without the need for

additional fine-tuning or task-specific extensions of the architecture. Another method of linking text and audio is contrastive learning. Pretrained contrastive models can also be applied directly to various downstream tasks without fine-tuning. For instance, contrastive models can be used for retrieval and classification by assigning a score that identifies the most probable text (or class label) from a predefined set of choices for a given audio input. Moreover, the learned text-audio representations from contrastive models offers the flexibility to use one modality during training and the other during inference, which can be applied in text-to-audio generation [8], [9] and language-guided source separation [10], [11].

In this paper, we concentrate on improving contrastive audio-text models for general sounds through dataset scaling and modeling techniques. In contrast to recent advancements in image-text contrastive models, audio-text contrastive models tend to lag behind in dataset scale. For example, in the image domain, CLIP [12] utilizes 400 million image-text pairs, and the more recent SigLip [13] employs 3.6 billion image-text pairs. On the other hand, the largest publicly available text-audio datasets contain less than 100 thousand pairs [14], [15]. To address the issue of data scarcity, previous works have focused on collecting data from various sources in the wild, relying on natural language processing techniques to clean or filter out noisy captions. Wu et al. [16] curate the LAION-Audio dataset with 630K audio-text pairs together with 2 million keyword-to-text (K2C) recaptioned Audioset [17] to train LAION-CLAP. The K2C method uses a pretrained language model to generate captions from tags. However, the captions produced via K2C are restricted to the objects defined by the tags, offering limited descriptive details. K2C also risks making incorrect assumptions or introducing biases highlighted in [16]. Mei et al. [18] propose a multi-stage data filtering pipeline and utilize ChatGPT for cleaning text descriptions. Their Contrastive Language-Audio Pretraining (CLAP) models, trained on their WavCaps dataset, demonstrate superior performance in audio-text retrieval tasks compared to LAION-CLAP, despite a smaller-scale dataset. Such a text filtering pipeline reduces the amount of audio seen by the model, which could potentially result in reduced generalization.

In addition to dataset scale, there is a need for novel neural architectures and training strategies tailored to model audio structures more effectively. For instance, LAION-CLAP [16] investigates different choices of audio/text encoders and achieves the best performance using HTSAT [19] for audio and RoBERTa [20] for text. In addition, LAION-

CLAP proposes feature fusion for audio inputs with variable-length. In concurrent work, Fast Language-Audio Pretraining (FLAP) [21], inspired by Fast Language-Image Pretraining (FLIP) [22], proposes masking and removing a significant portion of spectrogram patches during contrastive training. FLAP also incorporates a reconstruction loss during the contrastive training on these masked spectrogram patches, although the improvements are modest.

In this paper, we investigate several strategies to improve the CLAP models, informed by the aforementioned challenges. For dataset creation, we collect a large-scale audio-text dataset and expand and refine its text descriptions. For audio recordings with weak or no labels, we utilize an automatic audio captioning model to obtain synthetic captions. For audio paired with noisy descriptions, we use LLMs to generate several cleaned captions for each audio clip. The result of these efforts leads to a collection of over 3.9 million text-audio pairs, with over 13,000 hours of audio.

For our neural architecture and training strategy, we propose to use a two-stage approach. The first stage focuses on training spectrogram-based audio encoder using a masked autoencoder (MAE) objective [23], [24]. In this stage, MAE learns representations through masking random patches from the input spectrogram and then reconstructing these missing patches. We anticipate that the MAE pre-pretraining will provide a significantly better initialization for the following contrastive training. A classification objective, on the other hand, may allow the model to discard important information that is not necessary for classification. In the second stage, we use the audio encoder from the first stage to train our audio-text model on collected synthetic text-audio pairs, employing dual contrastive and captioning objectives. The integration of the auxiliary captioning objective, inspired by CoCa [25] and BLIP [26], provides stronger supervision, encouraging the audio encoder to capture fine-grained patterns that closely match text descriptions. Training a captioner decoder also facilitates text generation for open-ended audio understanding tasks, expanding our model’s application scope.

In the evaluation phase, incorporating a diverse range of evaluation tasks is crucial to comprehensively measuring model capability and preventing overfitting to common test sets, as suggested by Recht et al. [27]. Typically, audio-text representation learning is assessed through zero-shot audio classification and audio-text retrieval. To provide a more comprehensive benchmark, we additionally evaluate on audio question answering (AQA) [28]. Compared to text-audio retrieval tasks or classification tasks, AQA aims at capturing fine-grained details from the sound events, such as temporal dynamics between audio and text [29]. To evaluate the effectiveness of our audio encoder, we test on Holistic Evaluation of Audio Representations (HEAR) [30]. HEAR offers broad evaluation tasks that test the general-purpose audio representation through audio classification and sound event detection. Lastly, to assess the performance of our captioning decoder, we evaluate on automatic captioning tasks for open-ended generation.

In summary, the contribution of our work includes: (1) We curate a large-scale refined audio-text dataset with LLM

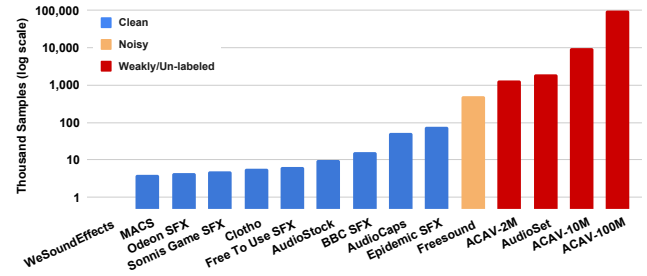


Fig. 1: A bar graph of the number of samples from commonly-used public audio datasets.

processing and audio captioning. (2) We propose a two-stage training approach for contrastive models: we first pre-train an audio encoder with an MAE objective. In the second stage, we train a constrative model, initializing the audio encoder from the first stage, and include an auxiliary captioning objective to enhance the model’s understanding of audio-text relationships. (3) We benchmark our model on a variety of audio understanding tasks. Particularly, our model achieves state-of-the-art or equivalent performance on audio-text retrieval tasks. We have also conducted comprehensive ablation studies to demonstrate the impact of our different contributions. We open source the inference and evaluation codebase along with our pretrained model¹.

II. DATASET COLLECTION

We categorize the publicly available audio datasets into three types based on label granularity: clean-labeled, noisy-labeled, and weakly-labeled or unlabeled. The number of samples of each category is shown in Fig. 1. Clean-labeled datasets typically contain high-quality, manually curated text descriptions, but are often smaller in size. Noisy-labeled datasets include text descriptions that provide relevant sound information but also tend to include extraneous details. Weakly-labeled and unlabeled datasets vary from having incomplete to no textual information about the recordings. As illustrated in Fig. 1, it can be observed that the total size of all combined clean-labeled datasets is small compared to the noisy datasets, and the weakly-labeled / unlabeled category dwarfs both the clean-labeled and noisy-labeled categories. To make use of the audio data with either noisy or missing labels, we leverage publicly available tools to synthesize audio descriptions, shown in the left of Fig. 2. In the remainder of this section, we propose strategies to effectively handle each specific case.

A. Clean-labeled datasets

The ‘clean-labeled’ dataset split, which we refer to as ‘OpenSFX’, comprises AudioCaps-train, Clotho-development, Epidemic Sound, SoundDescs, Free To Use Sounds, Sonnis Game Effects, AudioStock, and MACS. The most widely used datasets in this category are AudioCaps [14] and Clotho [15]. AudioCaps contains approximately 50,000 audio clips sourced from AudioSet [17], and are annotated by humans. Clotho

¹<https://github.com/gzhu06/Cacophony>

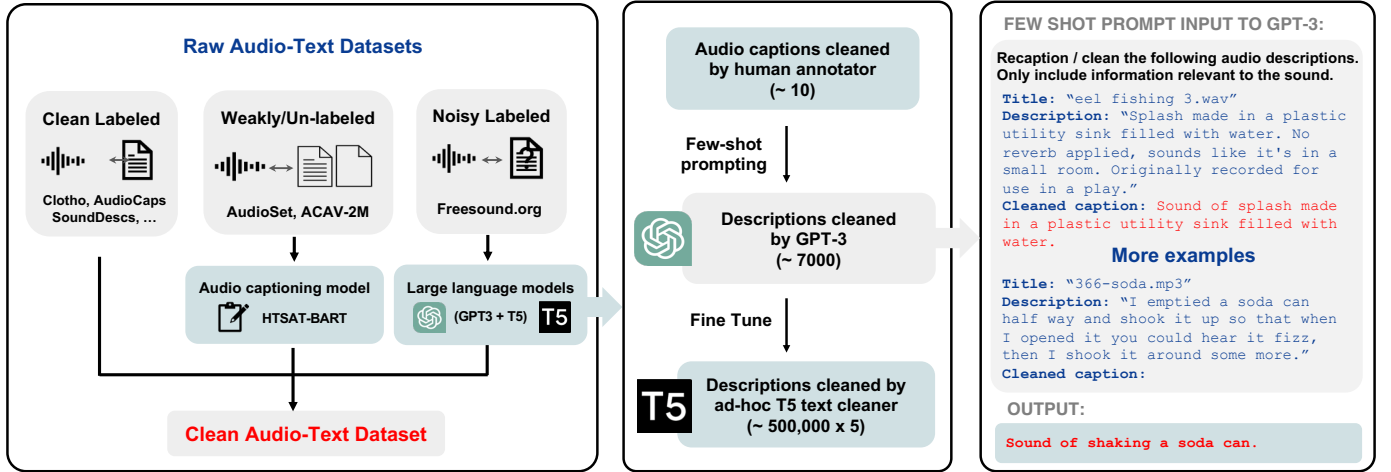


Fig. 2: Overview of our proposed dataset creation pipeline. Left: We process text descriptions based on the dataset quality. It aims to automatically clean and generate audio captions while maintaining consistency between the audio content and the textual descriptions. Middle: For datasets with raw, noisy descriptions, we utilize cascaded fine-tuning with large language models, GPT-3 and T5-large, to clean the information that is irrelevant to the sound. Right: The detailed process of description cleaning using GPT-3 based on few-shot prompting is outlined as follows: Freesound raw inputs are highlighted in blue, sample inputs provided by a human annotator are marked in red, and the output text generated by GPT-3 is shown in bold red.

includes around 6,000 audio clips from Freesound², with each clip featuring five human-generated captions. In addition to the commonly referenced datasets, there are others like the SoundDescs dataset [31], WavText5K [32], and Epidemic Sound³. The “writing styles” of the captions differ across audio-text datasets. For instance, Audiostock has annotations of relatively higher quality, similar to those in AudioCaps, such as “The sound of closing the zipper on the makeup pouch.” Meanwhile, the captions in SoundDescs are full of entities, for example, “Wolseley Sixteen-sixty Car 1967 (Exterior) - Exterior, approach and stop, tickover, switch off,” and Epidemic Sound consists a sequence of tags: “the sounds of pop, hollow, airy, smacking impacts, sharp, small, punchy, and soft hits.” While the annotation formats vary across these datasets, their raw descriptions still offer detailed content information about the audio clips. In our case, aiming to incorporate as much data as possible, we opt not to implement text-cleaning steps for processing these captions.

B. Noisy-labeled datasets

We also include a larger-scale audio data source, Freesound, which contains noisy text descriptions. Freesound is a collaborative online platform dedicated to sharing sounds, hosting over 500k audio clips uploaded by users, and has been used in studies such as WavCaps [18] and LAION-CLAP [16]. These clips, varying in duration, cover a wide range of audio content including music, environmental sounds, synthesized effects, and various noises. We exclude clips that are under one second or exceed five minutes, as shorter clips typically offer limited meaningful content and require excessive padding for training, and longer clips are often redundant. Freesound prompts users to give brief descriptions for each audio clip

they upload. However, these descriptions are often inaccurate and sometimes include named entities such as people’s names, locations, and details about recording equipment, as demonstrated by the example description provided on the right shown in Fig. 2.

We propose to use LLMs to transform raw Freesound descriptions into usable captions by automatically removing sound-irrelevant information. Although ChatGPT is well-suited for this task, the cost of generating captions for each Freesound sample would be prohibitively expensive. Given our resources, it would be more feasible to use a T5 model [33], but we find that available pretrained T5 models struggle with this task. We thus use GPT-3.5⁴ to construct a small dataset of raw-clean pairs, which will then be used to fine-tune T5-XXL [33] specifically for caption cleaning. This fine-tuned T5 model is subsequently used to generate clean captions for the entire Freesound dataset, as illustrated in the middle section of Fig. 2.

More specifically, to generate the synthetic dataset used for fine-tuning T5, we few-shot prompt GPT-3.5 to generate a clean caption given a noisy one with 10 human annotated pairs of noisy/clean captions in our prompt. This is shown in the right section of Fig. 2. We take a random sample of 7,000 (out of the total 500,000) Freesound noisy text captions and use GPT-3.5 to generate corresponding clean captions.

After fine-tuning the T5-XXL model with these pairs, we generate text descriptions for each audio sample in Freesound. We generate five descriptions per audio sample, which serves as a form of data augmentation. Tab. I presents examples of the Freesound raw descriptions and LLM-processed captions. Our fine-tuned T5 model is capable of automatically translating Spanish to English, eliminating redundant or irrelevant details, and summarizing long sentences into one-sentence high-level

²www.freesound.org

³www.epidemicsound.com

⁴Model name: gpt-3.5-turbo-0301

TABLE I: Examples of raw descriptions and cleaned descriptions from our fine-tuned T5-XXL model. Blue fonts represent successful examples, while red fonts represent failure modes.

Freesound raw description input	LLM filtered output
Title: 06_beso.wav Description: sonido de beso	Sound of a kiss.
Title: nice wave.WAV Description: "i was fiddling around with an analog synth that went into a peavey km50 keyboard amp and i made this sound it has loads of pitch editing giving it the house-ey feel to it and i think it was an fmaj5/9 chord with extra 6ths and 4ths and this one is just a bit longer than the other one"	Analog synth sound with pitch editing creating a house-ey feel. Fmaj5/9 chord with additions of 6ths and 4ths.
Title: Bike04.wav Description: recorded with H4N.	Sound of a motorbike.
Title: "Temporal process.mp3" Description: Dr. Wineski of Morehouse school of Medicine reading a list of anatomical vocabulary words aloud.	Dr. Wineski reading a list of anatomic vocabulary words aloud.

audio captions. However, the model inaccurately represents the audio recordings in a small portion of the captions. For instance, some captions mistakenly identify ‘bike’ as ‘motorbike’ or fail to entirely remove entities, as exemplified at the bottom of Tab. I.

C. Weakly-labeled/unlabeled datasets

Lastly, the datasets with largest scale are those that are weakly-labeled or unlabeled, including AudioSet [17] and ACAV100M [34]. Both AudioSet and ACAV100M are comprised of audio clips extracted from YouTube videos, offering a vast range of audio data. AudioSet is a weakly-labeled dataset with 527 predefined sound classes of 2 million 10-second recordings, where each audio clip is marked only by the presence of sound event tags, without detailed descriptions. ACAV100M consists of 100 million videos that exhibit high audio-visual correspondence, yet it lacks of any form of labeling. The ACAV dataset also contains a variety of scales, ranging from 20K to 100M. In this study, we concentrate on ACAV2M, leaving the exploration of larger scales for future work. To leverage these datasets and to accurately represent audio content, we employ an off-the-shelf audio captioning model HTSAT-BART pretrained on WavCaps and fine-tuned on AudioCaps⁵. Specifically, we choose this model because it achieves state-of-the-art performance on audio captioning tasks and is trained on a diverse range of data. Employing the chosen captioning model for synthetic caption generation differs from previous work such as BLAT [35], whose captioner is initially trained on the smaller-scale AudioCaps dataset.

III. NEURAL ARCHITECTURE

We train Cacophony in two stages, as depicted in Fig. 3. First, we train an audio encoder with the MAE objective, using audio-only data from our collected large-scale dataset. Second, we take this trained audio encoder and use it as the initialization for training the audio-text model with both contrastive and captioning objectives. The first audio-only MAE stage is also called pre-pretraining [36], while we refer to the second audio-text contrastive and captioning stage simply as pretraining.

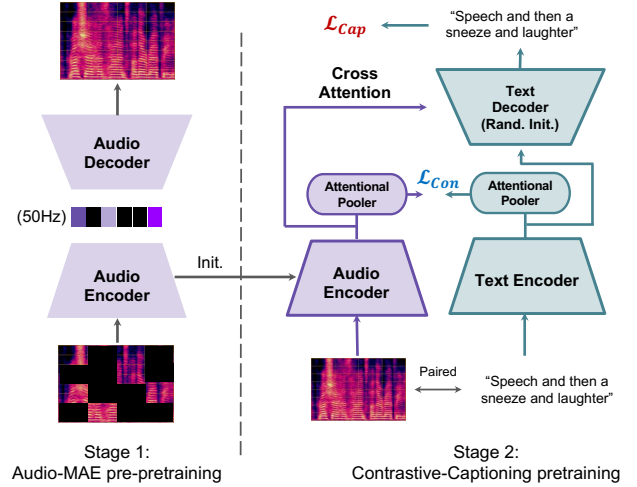


Fig. 3: The proposed system consists of a two-stage process, as illustrated in the system diagram: Left (Stage 1): Audio-MAE Pre-pretraining: This stage is conducted on our collected dataset. After this stage, the audio decoder is discarded, and the encoder is retained and initialized as the audio encoder for the second stage of training. Right (Stage 2): Contrastive-Captioning Objective Pretraining: This stage involves training three components – the audio encoder, the text encoder, and the text decoder. The second stage is dedicated to achieving a contrastive-captioning objective, aligning and fine-tuning the interaction between the audio and text components.

A. Stage 1: Audio encoder pre-pretraining

We pre-pretrain our audio encoder with an MAE objective, which involves masking random patches of the input signals (e.g. images or spectrograms) and then reconstructing these masked portions [23], [24]. Specifically, in the MAE training, a transformer encoder initially processes the unmasked patches. Following this, a transformer decoder, which will be discarded before the second-stage contrastive-captioning training, predicts both the masked and unmasked regions. This MAE objective encourages the learning of global, contextualized representations over arbitrary subsets of spectrogram patches [24]. Compared to methods based on supervised classification objectives, MAE does not require labeled data. It also demonstrates improved performance with increased model size [23] and increased dataset size [36].

We initially segment the Mel-spectrograms into non-overlapping regular grid patches, following Huang *et al* [24], who observe that utilizing overlapping patches leads to worse performance given a fixed compute budget. Subsequently, these patches are flattened, transformed via a learned linear projection, and added with positional embeddings to preserve their time-frequency “spatial” context. Specifically, we employ 1-D fixed sinusoidal positional embeddings along the time axis and learnable positional embeddings along the frequency axis. Then, 80% of the spectrogram patches are randomly masked and discarded prior to encoding. We chose this high masking ratio based on AudioMAE [24], which finds that masking 80% unstructured patches achieves the highest performance on

⁵<https://github.com/XinhaoMei/WavCaps>

downstream classification tasks. The unmasked spectrogram patches are then processed by the transformer encoder. To obtain an input sequence for the decoder, the encoder output is concatenated sequence-wise with learnable embeddings that represent the masked patches. Since AudioMAE [24] demonstrates that there is no substantial performance improvement using local attention over global attention in the decoder, we maintain the original ViT backbone for simplicity. Eventually, a final linear projection layer is used to reconstruct the spectrogram patches. Following [23], [24], the training objective is to minimize the Mean Squared Error (MSE) between the per-patch normalized values of the reconstructed and the original input spectrogram patches. Our preliminary experiments also show that using per-patch normalization achieves better performance in downstream tasks. Finally, we discard the decoder and only keep the trained encoder for the second-stage training.

We elect not to use the Swin-Transformer [37] used by LAION-CLAP [16], since pyramidal ViTs introduce patch merging as well as operations within “local” windows, which would make it difficult to directly handle the random sequence of partial spectrogram tokens [38]. Aside from the issue of incompatibility with MAE, the patch-merging in Swin-Transformer results in significant time decimation, with an output resolution of 6 Hz compared to 50 Hz output of ViT. By avoiding decimation in the time dimension, we can readily adapt our pretrained audio encoder for tasks such as sound event detection with high time-resolution.

B. Stage 2: Contrastive-captioning pretraining

Given the audio encoder trained in the first stage, we now introduce a text encoder/decoder and train a contrastive model with an auxiliary captioning objective, in a setup similar to BLIP [26] and CoCa [25]. For the contrastive objective [12], [39], we use learned linear projections to map the text and audio embeddings to the same dimension, followed by an l_2 -normalization layer. Then, we use matched audio-text embeddings as positives and all non-paired examples as hard negatives for the pairwise InfoNCE loss as described in [40]:

$$\mathcal{L}_{\text{Con}} = -\frac{1}{N} \left(\underbrace{\sum_i \log \frac{\exp(x_i^\top y_i / \tau)}{\sum_{j=1} \exp(x_i^\top y_j / \tau)}}_{\text{audio-to-text}} + \underbrace{\sum_i \log \frac{\exp(y_i^\top x_i / \tau)}{\sum_{j=1} \exp(y_i^\top x_j / \tau)}}_{\text{text-to-audio}} \right), \quad (1)$$

where x_i and y_j are l_2 -normalized embeddings of the audio in the i -th pair and text in the j -th pair respectively and τ is a learnable temperature.

For the captioning objective, the model is required to autoregressively predict the tokenized text associated with a given audio sample. The text decoder is trained to minimize the negative log-likelihood of current ground-truth token given previous ground-truth tokens:

$$\mathcal{L}_{\text{Cap}} = -\frac{1}{T} \sum_{t=1}^T \log P_\theta(y_t | y_{1:t-1}, x), \quad (2)$$

where here y_t is the t -th ground-truth token for a given caption y and T is the caption’s total length. As a result, we apply both contrastive and generative objectives in the second stage training as follows:

$$\mathcal{L}_{\text{II}} = \mathcal{L}_{\text{Con}} + \lambda_{\text{Cap}} \cdot \mathcal{L}_{\text{Cap}}, \quad (3)$$

where λ_{Cap} is hyper-parameter representing relative weight.

Architecturally, the second-stage training involves training three key modules: an audio encoder, text encoder, and text decoder. For the audio encoder, we use the encoder from the first stage of AudioMAE pre-pretraining, outlined in Sec. III-A.

Our text encoder is a transformer that follows RoBERTa’s architecture. However, unlike RoBERTa, we apply causal self-attention rather than bidirectional self-attention. This is a necessary modification to prevent information leakage to the text decoder. We initialize our model with the RoBERTa pretrained weights. The outputs from audio encoder and text encoder are framewise and token-wise embeddings respectively; in order to obtain a single embedding vector for each modality, we choose to integrate multi-head attention poolers on top of the sequential embeddings [25], [41] for the contrastive objective, shown in the right of Fig. 3.

Our text decoder consists of stacked transformer layers on top of our text encoder, again with causal self-attention to prevent next-token prediction leakage. Each transformer block has a cross-attention layer which attends to the full output of our audio encoder. The text decoder layers are initialized randomly.

Because our audio data used for training varies in length, we follow a similar training strategy as the first MAE training stage: for audio shorter than the training length, we utilize zero-padding and generate corresponding masks; for audio exceeding the training length, we randomly sample time-frequency patches from the full spectrograms and feed them into the audio encoder. It is worth noting that for shorter audio, this differs from the first-stage training: During MAE training, 80% of spectrogram patches are masked, whereas during contrastive training, audio shorter than the predefined training length is fully unmasked. At inference time, we process the full audio sequence if it fits in the memory, otherwise, we randomly sample a subset of spectrogram patches from the original audio. This is based on the observation in [22] that despite a distribution shift occurring between training and inference due to the masking (or dropping) of spectrogram patches, performance still improves when using the full patch sequence during inference.

IV. TRAINING DETAILS

A. Training setup

As outlined in Sec. II, the training datasets are categorized into three types: the ‘clean-labeled’ dataset consists of 1,212 hours, the ‘noisy labeled’ dataset consists of 3,003 hours, and the ‘weakly/unlabeled’ dataset consists of 9,017 hours. All audio files were processed into a mono channel with a sampling rate of 16 kHz. We extract mel-spectrograms using a 25 ms window and a 10 ms hop length, with 128 mel bands

and 512 as FFT size. The spectrograms are then converted into 16×16 patches without overlap.

In the first-stage training, we randomly sample 15 seconds of audio for each recording, corresponding to a patch sequence length of 750. At the second stage of training, we limit the audio length to 10.24 seconds, equivalent to a patch sequence length of 512, i.e. when the patch sequence length exceeds 512, we randomly sample 512 patches from the full sequence, following PaSST [42]. Text samples are tokenized with the pretrained Roberta tokenizer and truncated to maximum length 77. Our audio encoder, employed in both training stages, is a 12-layer ViT-Base (ViT-B) Transformer with 8 attention heads, a hidden size of 768, an intermediate size of 3072, and utilizes the SiLU activation function. Additionally, a 12-layer decoder with the same settings is used during the MAE training phase. For the attention pooler, we choose to use $n_{head} = 8$. Our codebase is developed using the JAX framework [43] with the Flax library [44] and the model is trained on a TPU-v3 Pod in both stages. In particular, we employ data parallelism to shard both the text and audio data along all the individual TPU cores, process the audio and text encoding in parallel, and then all-gather the pooled embeddings in order to compute the contrastive similarity matrix (though the matrix multiplies themselves are sharded over all devices).

When training AudioMAE, we use a batch size of 512, a learning rate of 2×10^{-4} , and employ the AdamW [45] optimizer with a weight decay of 0.01. We train for 200,000 steps, with a 10,000 step learning rate warm-up and a cosine decay to 1×10^{-6} . In the contrastive stage, we use a batch size of 4096. We again use AdamW with weight decay 0.01. The learning rate is warmed up for 10,000 to a peak of 1×10^{-5} and is decayed to 1×10^{-6} over 300,000 (total) steps following a cosine schedule.

B. Sharpness-aware minimization

Given our use of a large training batch size of 4096 for the contrastive objective and only having nearly 4 million pairs of audio-text data, one epoch is completed in only around 1,000 steps. When training our contrastive model initially, we empirically observe overfitting early in the training process. DALL-E-2 [46] found that using Sharpness-Aware Minimization (SAM) [47] in training CLIP models improves performance; we thus investigate using SAM in our contrastive training stage. SAM is an optimization technique that encourages convergence toward flatter local minima with the hope of improving model generalizability [47]. SAM is also shown to provide robustness against label noise [47], which is present in our data.

The objective of SAM can be written as:

$$\mathcal{L}^{SAM}(\mathbf{w}) = \max_{\|\epsilon\|_2 \leq \rho} \mathcal{L}(\mathbf{w} + \epsilon), \quad (4)$$

where $\mathbf{w} + \epsilon$ is the perturbed weight vector, $\epsilon = \rho \cdot \frac{\nabla_{\mathbf{w}} \mathcal{L}(\mathbf{w})}{\|\nabla_{\mathbf{w}} \mathcal{L}(\mathbf{w})\|}$ and ρ is a scalar hyperparameter controlling the magnitude of the perturbation. Note that two forward/backward passes are required to compute every update: one for computing the perturbation ϵ and one for computing the gradient at the perturbed weight vector $\mathbf{w} + \epsilon$; thus, the wall-clock time

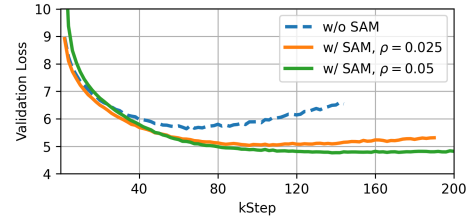


Fig. 4: Captioning-contrastive objective on the validation set during training, comparing scenarios with and without the application of SAM. For the cases with SAM optimization, we employ various neighborhood sizes as determined by the hyperparameter ρ .

per step is essentially doubled. There has been recent work [48] in reducing SAM’s computational overhead; we leave the investigation of applying these techniques in our setup to future work.

The training dynamics, depicted in Fig. 4, show the impact of incrementally adjusting ρ by increments of 0.025. Increasing ρ corresponds to a larger ϵ perturbation and thus heavier regularization. The figure clearly shows that without SAM, the model is prone to overfitting on the training data as early as 40,000 steps. In contrast, with even a small degree of sharpness minimization at $\rho = 0.025$, overfitting is delayed until approximately 100,000 steps and occurs at a significantly lower objective value. In our final second stage model training, we use SAM with $\rho = 0.075$.

V. EVALUATION

A. Evaluation overview

By employing both contrastive and captioning training objectives, Cacophony is capable of providing audio-text representations and generating free-form text for open-ended audio understanding tasks, whereas the vanilla CLAP models cannot generate text without separate adapter modules.

To evaluate audio-text representations, we focus on three tasks: audio-text retrieval, close-ended audio question answering, and zero-shot transfer in audio classification. These assessments concentrate on the performance of audio-text cross-modal alignment. Additionally, our pretrained audio encoder is also capable of serving as a general-purpose audio representation model for a variety of downstream recognition tasks. To evaluate this, we train a multi-layer perceptron (MLP) on top of our frozen audio encoder to perform audio classification and sound event detection. For open-ended audio understanding tasks that require the generation of free-form text, we evaluate our model on audio captioning tasks. However, we have chosen not to include open-ended audio question answering as it requires an extra text pre-processing and fine-tuning step.

In the audio research community, some major high-impact datasets originate from Freesound, including Clotho [15], ESC50 [49], UrbanSound8K [50], and FSD50K [51]. Another set of popular datasets comes from YouTube, such as Audioset (and its subset AudioCaps) and VGGSound [52]. Given that our dataset includes Freesound and 4 million Youtube samples, we need to ensure that none of the data on which we

TABLE II: System comparisons on audio-language retrieval on test sets of AudioCaps and Clotho. Higher score means better performance. The evaluation results for the baselines are copied from the references.

Model	AudioCaps						Clotho					
	Text-to-Audio			Audio-to-Text			Text-to-Audio			Audio-to-Text		
	$R@1$	$R@5$	$R@10$	$R@1$	$R@5$	$R@10$	$R@1$	$R@5$	$R@10$	$R@1$	$R@5$	$R@10$
CLAP-HTSAT [32]	34.6	70.2	82.0	41.9	73.1	84.6	16.7	41.1	54.1	20.0	44.9	58.7
LAION [16]	36.1	71.8	83.9	46.8	82.9	90.7	16.1	38.3	51.1	22.7	48.5	60.8
LAION (fusion) [16]	35.1	71.5	83.6	45.8	80.9	91.6	18.2	42.5	54.4	25.7	51.5	63.4
WavCaps-CNN14 [18]	34.7	69.1	82.5	44.6	76.3	86.2	21.2	46.4	59.4	25.9	52.6	65.8
WavCaps-HTSAT [18]	39.7	74.5	86.1	51.7	82.3	90.6	19.5	45.2	58.2	23.4	50.9	63.4
FLAP [21]	40.4	74.7	85.0	51.5	82.5	92.5	17.4	41.3	53.7	21.6	51.2	63.1
FLAP (fusion) [21]	41.5	75.5	86.0	53.0	84.1	92.6	20.3	46.5	58.8	25.5	53.4	67.9
Cacophony (ours)	41.0	75.3	86.4	55.3	83.6	92.4	20.2	45.9	58.8	26.5	54.1	67.3

evaluate is present in our train dataset. FSD50K, a subset of Freesound, is originally in the HEAR benchmark. Because FSD50K is of high-quality and is relatively large, rather than remove FSD50K from our training dataset, we exclude it from our HEAR benchmark evaluation. *Mridingham Stroke* and *Mridingham Tonic* also overlaps with Freesound; we choose to exclude it from the HEAR benchmark for simplicity, as it is small-scale relative to other HEAR tasks. Lastly, we exclude *Beehive* tasks from our HEAR evaluation because they require inference on 600-second long samples, and the models to which we compare are unable to process audio of this length.

B. Audio-language retrieval

1) *Task definition*: The audio-text retrieval task involves searching for a specific audio clip or a caption based on a query from the other modality. Text-to-audio retrieval involves retrieving audio for a given text caption, and audio-to-text retrieval involves retrieving text for a given audio sample.

2) *Experimental setup*: To effectively perform retrieval tasks, pretrained contrastive models are used to predict if a given audio clip and text description are paired together. Following prior works [12], [16], [53], for audio-to-text retrieval, we first compute the feature embeddings for the target audio clip and the corresponding set of potential text captions. Subsequently, we compute the cosine similarity between the audio embedding and every text embedding. The retrieved text samples are then selected based on the highest cosine similarity scores (the text-to-audio retrieval process is identical with the roles reversed). During evaluation, we benchmark the audio-text retrieval task on the test splits of AudioCaps and Clotho datasets. We use recall at rank k ($R@k$) as our evaluation metric. For a given query, $R@k$ is assigned a value of 1 if the relevant item is among the top k retrieved items and 0 if it is not. This $R@k$ score is then averaged across the entire dataset to obtain the final performance.

3) *Result*: The audio-language retrieval results on the AudioCaps and Clotho datasets are presented in Table II, where we compare against the most recent contrastive-based models, including MS-CLAP [32], LAION-CLAP [16], WavCaps [18] and FLAP [21]. To ensure a fair comparison, we only compare with pretrained models, rather than models that are fine-tuned for specific audio-text retrieval tasks.

Our proposed method has achieved state-of-the-art or equivalent performance to the best-performing systems across all evaluated metrics and both datasets. Compared to WavCaps

TABLE III: Evaluation of audio question answering in Clotho-AQA and Music-AQA benchmarks (“Word” stands for single-word closed-vocabulary classification, “Bin.” stands for binary classification).

Model	Clotho-Word			Clotho-Bin.	Music-Word	Music-Bin.
	$R@1$	$R@5$	$R@10$	Acc.	Acc.	Acc.
MWAFM [54]	21.3	45.5	56.7	68.6	58.0	70.5
LAION	17.8	42.1	53.2	68.4	58.9	69.2
LAION (fusion)	18.7	42.4	53.3	68.2	57.4	71.2
MS-CLAP	19.4	43.7	54.5	68.8	53.7	74.5
WavCaps-CNN14	20.3	44.3	55.5	66.8	54.3	71.1
WavCaps-HTSAT	18.1	41.5	53.0	68.4	53.3	74.2
Ours	19.7	42.6	52.0	70.7	53.6	74.9

and LAION, our model achieves better performance on AudioCaps and comparable results on Clotho with ‘WavCaps-CNN14’. When compared against FLAP, Cacophony outperforms the non-feature-fusion-based model and matches the fusion-based model, which leverages both global and cropped segments.

C. Close-ended audio question answering

1) *Task definition*: Audio question answering (AQA) involves a system taking as input both an audio signal and a natural language question and outputting a response in natural language. We follow the strategy in [28] where the question and answering problem is converted into a supervised classification task, i.e., close-ended audio question answering.

2) *Experimental setup*: We evaluate on Clotho-AQA [28] and Music-AQA, an audio-related subset of Music-AVQA dataset [55]. Clotho-AQA consists of 1,991 audio sounds randomly selected from Clotho, with six textual question-answer pairs related to each audio file. Four questions out of the six are designed to have ‘yes/no’ binary answers, while the remaining questions have other 828 single-word answers, which we treat as binary and multi-class classification respectively. The Music-AQA subset is composed of 6,319 sixty-second segments extracted from YouTube videos of musical performances. For each audio clip in the Music-AQA dataset, a single question is manually created to evaluate counting or comparative abilities, such as “Is the accordion playing longer than the saxophone?” and “How many musical instruments are audible in the video?” Similar to the Clotho-AQA dataset, the responses in the Music-AQA split are designed to provide binary answers or single-word numerical responses, ranging from ‘zero’ to ‘nine’.

We evaluate closed AQA through training small MLPs on top of frozen pretrained encoders. In particular, we first extract

TABLE IV: System comparisons on zero-shot classification. Each dataset is marked with the original sampling rate. *:Due to the inaccessibility of many YouTube videos, our VGGSound test split comprises a total of 12,722 samples.

Model	VGGSound* (48k)	TUT-AS (44.1k)	ESC-50 (44.1k)	US-8K (44.1k)
MSCLAP [32]	12.3	25.1	81.6	73.1
LAION [16]	30.0	47.4	84.4	76.1
LAION (fusion) [16]	26.9	27.5	84.1	71.6
WavCaps-CNN14 [18]	27.5	47.2	87.0	72.9
WavCaps-HTSAT [18]	28.9	49.4	93.1	80.4
Cacophony (ours)	27.1	48.6	93.4	77.1

embeddings from the frozen audio and text encoders from the contrastive models, and then we concatenate them into one vector and pass it through a 4-layer MLP for binary or multi-class classification.

We also compare our approach to baseline model MWAFM [54] designed specifically for AQA that has achieved state-of-the-art performance on the Clotho-AQA and Music-AQA benchmarks. This model differs from contrastive models in two ways: firstly, its audio and text encoders are pretrained independently, and secondly, after extracting frame-level audio and token-level word embeddings, these embeddings are processed through fused attention layers, which is then followed by MLP layers. We follow the train, validation and test splits provided in the original Clotho-AQA and Music-AQA datasets. We use $R@k$ to evaluate the performance of the Clotho-AQA dataset because the size of the answer vocabulary is high (828). We use accuracy as a metric for MUSIC-AQA dataset because its single-word answer vocabulary consists of only 10 possible answers to different questions.

3) *Result*: In our evaluations, detailed in Table III, we benchmark fine-tuned contrastive models together with a state-of-the-art AQA baseline. Although Cacophony outperforms other contrastive models in binary question tasks, it performs less well in single-word classification, particularly when compared to the specialized AQA baseline. Cacophony uses pooled embeddings from a frozen text encoder, in contrast to the baseline, which learns to aggregate over granular text features [54]. Given that the text in AQA task, *i.e.*, a question, is out-of-distribution for our text encoder, the frozen pooled embeddings may not precisely capture the question’s semantics. A trainable pooler could offer improved pooled embeddings by leveraging the fine-grained output of the encoder.

D. Zero-shot transfer on audio classification

1) *Task definition*: Audio classification is the process of categorizing different sound types on given audio recordings. To evaluate the generalization capability of the contrastive models on unseen datasets, we explore their zero-shot transfer ability on these audio classification tasks following previous practices [12], [16], [53]. This setup resembles audio-to-text retrieval task defined in Sec. V-B, with the key difference being the use of a predefined set of labels as text descriptions.

2) *Experimental setup*: We evaluate the models’ zero-shot classification accuracy using four datasets: VGGSound-test, TUT Acoustic Scenes [56], ESC-50 [49], and UrbanSound8K [50]. These datasets collectively cover a wide range

TABLE V: Task descriptions for zero-shot classification and HEAR benchmark. Tasks with symbol † are used in zero-shot classification, tasks with ‡ are used in both tasks and the rest datasets are only used in HEAR benchmark.

Task name	Task description	Dur. (sec)	# of Classes
VGGSound†	Classification of sound events from YouTube	10.0	310
UrbanSound8K†	Urban sound event classification	4.0	10
TUT Acoustic Scenes†	Acoustic scenes classification	10.0	15
Speech Commands	Spoken commands classification	1.0	12
NSynth Pitch	Pitch classification of synthesized sounds	4.0	88
Beijing Opera Percussion	Beijing Opera percussion instruments recognition	4.8	4
CREMA-D	Speech emotion recognition	5.0	6
ESC-50‡	Environmental sound classification	5.0	10
Gunshot Triangulation	Localization of microphone recording a gunshot	1.5	7
GTZAN Genre	Music genre classification	30.0	10
GTZAN Music Speech	Classification of audio into music or speech	30.0	2
LibriCount	Multiclass speaker count identification	5.0	11
Vocal Imitations	Match a vocal imitation to the imitated sound	11.3	302
VoxLingua107 Top10	Spoken language identification	18.6	10
MAESTRO 5h	Event level music transcription	120	87
DCASE 2016 Task 2	Office sound event detection in synthesized scenes	120	11

TABLE VI: Comparison with top-performed non-fusion based systems on event-based tasks in HEAR benchmark using onset FMS (%). Results from other systems are taken directly from the HEAR Leadboard.

Model	DCASE2016 T2	MAESTRO 5h
OpenL3 [57]	83.2	1.7
wav2vec2 [58]	66.3	3.3
SONY-ViT	66.8	23.9
CREPE [59]	50.4	40.1
Cacophony (Ours)	81.1	10.0

of sound events. An overview of each dataset is provided in Tab. V. For each dataset during classification, we use the names of all classes within that dataset as the set of possible text descriptions, and as in audio-to-text retrieval, select the matching text based on cosine similarity. Since the text descriptions seen during training are relatively verbose compared to the often-single-word labels in classification tasks, we craft individual prompt templates for each dataset. For instance, in the context of sound event classification, we use a template such as “This is a sound of [label]”, while for acoustic scene classification, we use “This sound is on [label].” We use Top-1 accuracy as the evaluation metric.

3) *Result*: We compare our model, Cacophony, against all baseline models on zero-shot classification on a variety of audio classification benchmarks, presented in Table IV. Overall, Cacophony exhibits competitive performance for general sound categories on ESC-50, UrbanSound8K, and TUT-Acoustic Scenes. Since our model is trained on audio sampled at 16,000 Hz, training on full-bandwidth audio recordings could potentially improve its performance in zero-shot classification tasks, as demonstrated in previous work [2].

E. Holistic evaluation of audio representations

1) *Task definition*: The HEAR benchmark is designed to evaluate the effectiveness of general audio representations across various domains, including speech, music and general sound. The HEAR benchmark comprises two principal task types: (1) scene-based tasks, which involve classifying an entire audio clip, and (2) event-based tasks, which aim at identifying specific sound events over time, *i.e.*, predicting the start time, end time, and label for each sound event. Detailed information about these tasks is listed in Tab. V.

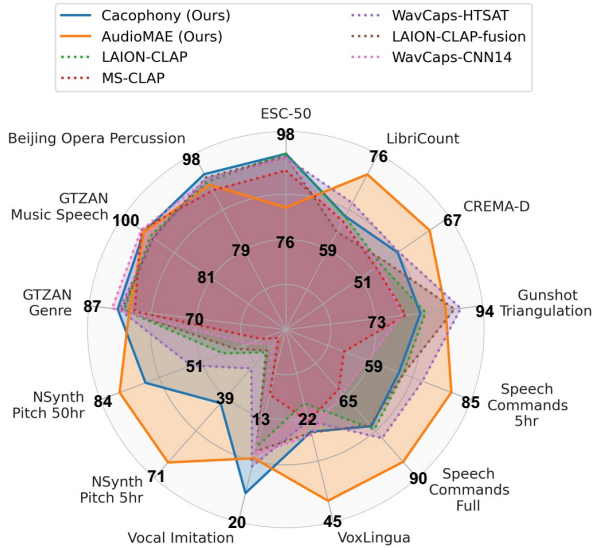


Fig. 5: Comparison of classification accuracy (%) on HEAR benchmark. Evaluation scores are stable across tasks, with a median 95% confidence interval of 0.25% with hear-eval-kit model-selection strategy. Comparisons of audio branches from contrastive language-audio embeddings.

2) *Experimental setup*: We follow the fine-tuning strategies presented in [30] using hear-eval-kit⁶. Specifically, in both scene-based and event-based tasks, the audio encoders from the audio-text models are frozen and used as the input feature vector to a shallow downstream MLP classifier. All of the downstream tasks are trained with the same random seed and hyper-parameters. For scene-based tasks, the final layer is a softmax activation with Cross-Entropy (CE) loss, whereas in event-based tasks, the final layer is a sigmoid activation with binary CE loss. During evaluation following [30], scene-based tasks are measured with classification accuracy. Event-based tasks are evaluated with event onset F-measure (FMS), which correlates better with human perceptual than framewise classification accuracy [60].

3) *Result*: We conduct a thorough system comparison, evaluating our models against existing state-of-the-art contrastive models using the HEAR benchmark, shown in Fig. 5. WavCaps-HTSAT and our Cacophony models show relatively balanced performance across different datasets but no single model is superior across all tasks. Our proposed system demonstrates good performance across various tasks, outperforming or closely matching existing approaches. Notably, it achieves significantly better accuracy than other contrastive models in the pitch classification tasks defined in NSynth Pitch. However, our Cacophony model underperforms ‘WavCaps-HTSAT’ baseline in several speech-related datasets, including Speech Commands and LibriCount. We believe that incorporating more speech-specific data would improve performance on these speech-related tasks.

Interestingly, in a comparison between our first stage Cacophony model (listed as ‘AudioMAE’ in Fig. 5) and our

TABLE VII: Automated audio captioning results on test sets of AudioCaps and Clotho. All compared baselines are from WavCaps [18], the evaluation results for the baselines are from the reference. HTSAT-BART-FT is fine-tuned specifically on AudioCaps, and we also used it for recaptioning weakly/un-labeled datasets.

Model	BLEU ₁	BLEU ₄	ROUGE _l	METEOR	CIDER	SPICE	SPIDER
<i>AudioCaps</i>							
HTSAT-BART-FT	70.7	28.3	50.7	25.0	78.7	18.2	48.5
CNN14-BART	67.0	26.1	48.3	23.1	72.1	16.9	44.5
HTSAT-BART	67.5	27.2	48.3	23.7	71.1	17.7	44.4
Cacophony (Ours)	68.4	25.9	48.6	23.6	72.8	16.8	44.8
<i>Clotho</i>							
CNN14-BART	56.0	16.0	37.0	17.1	39.3	11.7	25.5
HTSAT-BART	57.6	16.4	38.2	17.5	41.5	11.9	26.7
Cacophony (Ours)	50.8	11.5	34.3	15.3	34.2	10.6	22.4

second stage model (listed as ‘Cacophony’), *i.e.*, before and after the contrastive-captioning training, we notice a significant drop in performance across various tasks. We hypothesize that this drop is caused by the difference between MAE and contrastive training objective. Intuitively, while the MAE encourages the audio encoder to represent information/features relevant to reconstructing adjacent spectrogram patches, the contrastive objective only encourages the audio encoder to represent information/features relevant to selecting a text pair. For example, our dataset may not contain text descriptions related to speaker emotion, so the contrastive learning may not explicitly incentivize the audio encoder to produce different representations for different emotions.

Finally, for event-based tasks, we directly compute frame-wise embeddings using the output before the attention pooler of the audio encoder. Due to specific design choices, none of the existing contrastive models support high time resolution framewise embeddings for sound event detection tasks, as they typically utilize pooling in convolutional blocks or down-sampling in Swin-blocks [37]. Instead of comparing existing contrastive models, we focus our comparison on the top-performing systems on the sound event detection tasks as listed on the HEAR leaderboard⁷ shown in Tab. VI. Since the top performing systems in the leaderboard are mostly ensemble-based methods, for simplicity, in Tab. VI we only include systems that don’t involve ensembling of multiple pretrained models, these models tend to perform better. Our model demonstrates competitive performance in the ‘DCASE 2016 task 2’ with a score of 81.1%, which is among the top-performing systems. However, its capability appears more limited in the ‘MAESTRO 5h’ task, scoring only 10.0%. This suggests that it may not be as effective in tasks that require fine-grained instrumental pitch detection, in contrast to daily environmental sounds.

F. Automated audio captioning

1) *Task definition*: Automated audio captioning involves generating a textual description, or caption, of an audio signal in free-form text, moving beyond the constraints of predefined class labels or tags. At inference, our model utilizes temperature sampling to generate captions, adjusting the probability

⁶<https://github.com/hearbenchmark/hear-eval-kit>

⁷<https://hearbenchmark.com/hear-leaderboard.html>

TABLE VIII: Representative examples of automatic captioning by Cacophony on Clotho dataset.

Ground Truth	Generated by Cacophony
Plastic and other materials rustle and crinkle continuously.	A sound of a plastic bag being crumpled.
A quiet environment with a few insects making a sound and some birds chirping far away.	Crickets chirping in the background.
A door is being unlatched creaking open and being fastened again.	A door opening and closing.

distribution of the next word with a temperature parameter. We use a temperature of 0.1. The baselines apply beam search with a beam size of 3 for generating text; it’s possible that using beam search with our model would improve results.

2) *Experimental setup*: We evaluate on the AudioCaps and Clotho datasets. For evaluation metrics, we use the Microsoft COCO Caption Evaluation package [61], which includes $BLEU_n$, $ROUGE_L$, METEOR, CIDEr, SPICE, and SPIDER.

3) *Result*: We benchmark our captioning head against ‘HTSAT-BART’ and ‘CNN14-BART’ [18], [62] which are pre-trained on WavCaps. Both of these models have shown good performance in the automated audio captioning tasks on the Clotho and AudioCaps datasets. We also include the synthetic audio captioner for our collected Youtube data introduced in Sec. II, ‘HTSAT-BART-FT’ which has been additionally fine-tuned on AudioCaps. The results of this comparison are detailed in Table VII. In the AudioCaps dataset, our model exhibits performance that is competitive with the baseline models. However, there is a noticeable performance gap when compared to our “teacher model” HTSAT-BART-FT. On the Clotho dataset, Cacophony’s performance is notably lower than both CNN14-BART and HTSAT-BART. We have included a selection of sampled ground-truth captions alongside the generated captions that resulted in low metric scores in Table VIII. Upon reviewing these generated captions, we identify two primary causes for our model’s weak performance in reference-based metrics: First, the textual output from Cacophony diverges significantly from the distribution of the ground-truth text. These examples highlight a difference in writing style, with the generated text lacking the detailed descriptions characteristic of Clotho’s captions. It is expected that using a captioning model fine-tuned on Clotho to generate our pretraining data would enhance the downstream performance on this dataset, albeit potentially at the expense of performance on AudioCaps. Secondly, there is evidence that our audio encoder does not successfully detect all sound events, which contributes to the lower scores. For example, in the case of the middle example shown in Tab. VIII, the “birds chirping far away” sound event is not correctly identified by our model.

The results indicate that our model is capable of generating captions that closely approach the performance of the “teacher model”, but is also heavily influenced by the biases present in our collected pretraining dataset. This bias could potentially be mitigated by using synthetic captions that more closely resemble human-written captions.

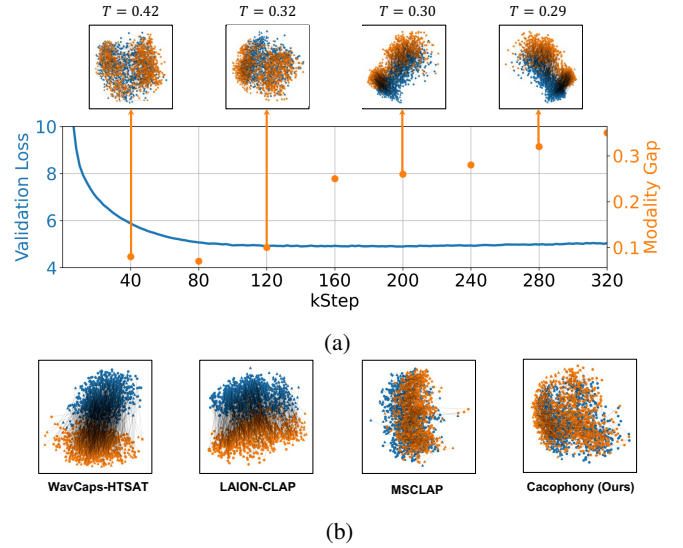


Fig. 6: UMAP visualization of text and audio embeddings on the validation set. (a) Evolution of modality gap during our second-stage training, T stands for the temperature parameter in Eq. 1. (b) Visualization of modality gap of existing audio-text models.

G. Modality gap

Liang *et al* [63] define the modality gap as the difference between the centroids of audio and text embeddings:

$$\Delta_{gap} = \frac{1}{n} \sum_{i=1}^n \mathbf{x}_i - \frac{1}{n} \sum_{i=1}^n \mathbf{y}_i, \quad (5)$$

where \mathbf{x}_i and \mathbf{y}_i denotes the L2-normalized audio and text embeddings for the i -th sample in a given dataset. The magnitude of this gap provides a quantitative measure of the discrepancy between the audio and text embedding spaces. This gap is shown to arise from the general inductive bias of deep neural architectures, random initializations and training objective [63]. Although the contrastive training objective brings matched text-audio pairs closer than non-matched pairs, it does not necessarily bring audio and text into a joint multi-modal space globally. Another factor may be the noisy correspondence of audio-text pairs, as pointed out in Luong *et al.* [64]. The existence of the modality gap in contrastive image-text models can impact its transferability to downstream tasks [63]; we hypothesize that it may also exist in contrastive audio-text models. In our experiment, we track the evolution of the modality gap by plotting paired text and audio embeddings, as illustrated in Fig. 6a. We observed that the modality gap begins to increase once the validation loss plateaus after 120k iterations. When evaluating the text-audio retrieval task on the validation split, we find that checkpoints with smaller modality gap do not necessarily guarantee a significant better performance. However, a model with a narrower gap may offer advantages in applications where embedding replacement across modalities is required, such as in text-to-audio generation [8], [9] or language-guided source separation [10], [11]. We also visualize the modality gaps of existing contrastive models, as shown in Fig. 6b. In models like LAION-CLAP and

TABLE IX: Ablations on text preprocessing, trained on openSFX, evaluated on test split of AudioCaps and Clotho.

Text pre-processing	AudioCaps						Clotho					
	Text-to-Audio			Audio-to-Text			Text-to-Audio			Audio-to-Text		
	<i>R@1</i>	<i>R@5</i>	<i>R@10</i>	<i>R@1</i>	<i>R@5</i>	<i>R@10</i>	<i>R@1</i>	<i>R@5</i>	<i>R@10</i>	<i>R@1</i>	<i>R@5</i>	<i>R@10</i>
None	32.5	67.5	80.1	45.4	76.5	86.9	14.2	37.2	51.3	21.2	51.9	66.2
LLM cleaning	33.1	68.8	80.9	45.7	76.1	86.0	17.2	41.2	55.2	24.8	51.2	65.8
Recaptioning	32.6	66.8	79.4	42.6	75.6	88.1	17.7	43.0	56.9	22.9	51.8	65.4

TABLE X: Ablations on the use of dataset for different stage training, V_x - V_y represents that V_x dataset is used for 1st stage MAE training and V_y dataset is used for 2nd stage captioning contrastive training.

Index	Dataset	AudioCaps						Clotho					
		Text-to-Audio			Audio-to-Text			Text-to-Audio			Audio-to-Text		
		<i>R@1</i>	<i>R@5</i>	<i>R@10</i>	<i>R@1</i>	<i>R@5</i>	<i>R@10</i>	<i>R@1</i>	<i>R@5</i>	<i>R@10</i>	<i>R@1</i>	<i>R@5</i>	<i>R@10</i>
(a)	$V_1 - V_1$	33.1	68.8	80.9	45.7	76.1	86.0	17.2	41.2	55.2	24.8	51.2	65.8
(b)	$V_2 - V_1$	32.4	66.9	79.2	42.7	76.0	85.8	15.7	41.0	55.1	21.5	49.5	64.0
(c)	$V_3 - V_1$	34.5	67.9	80.5	46.0	76.1	86.1	17.0	42.1	56.0	22.7	51.1	65.6
(d)	$V_2 - V_2$	31.6	64.2	77.7	44.4	78.3	87.7	18.6	42.7	56.8	25.0	52.2	66.3
(e)	$V_3 - V_2$	40.5	75.6	86.2	55.5	84.4	91.8	19.9	44.3	57.3	24.8	52.2	66.1
(f)	$V_3 - V_3$	40.5	75.2	86.7	55.8	83.1	92.1	20.1	44.6	58.0	28.8	53.9	67.9
(g)	$\emptyset - V_3$	39.9	74.1	85.7	54.2	84.3	92.0	17.2	41.2	54.4	25.0	50.3	65.0

TABLE XI: Ablations on different network configurations and initialization.

Index	Architectural Design	AudioCaps						Clotho					
		Text-to-Audio			Audio-to-Text			Text-to-Audio			Audio-to-Text		
		<i>R@1</i>	<i>R@5</i>	<i>R@10</i>	<i>R@1</i>	<i>R@5</i>	<i>R@10</i>	<i>R@1</i>	<i>R@5</i>	<i>R@10</i>	<i>R@1</i>	<i>R@5</i>	<i>R@10</i>
(a)	Cacophony	40.5	75.2	86.7	55.8	83.1	92.1	20.1	44.6	58.0	28.8	53.9	67.9
(b)	- w/o Captioning head	38.9	73.2	85.4	54.5	82.0	91.3	18.6	42.8	56.6	27.6	52.2	64.5
(c)	- w/o SAM	37.1	71.1	83.3	48.7	77.7	88.9	15.5	37.9	51.8	19.6	42.8	55.1
(d)	- w/ Fixed Length	-	-	-	-	-	-	19.1	43.8	57.4	27.8	52.8	67.1

WavCaps-HTSAT, we notice that text and audio embeddings form distinct clusters.

To summarize, our preliminary analysis on the modality gap shows that increases over the later stages of training and is present in contrastive audio-text models from previous works. We hypothesize that the modality gap could serve as guidance for selecting model checkpoints. We leave the question of the specific impact of modality gap on downstream performance to future work.

VI. ABLATION STUDIES

In this section, we use audio-text retrieval for the ablation studies, as the task aligns with our pretraining contrastive objective. In each ablation study, we use a 12-layer ViT-Base (ViT-B) Transformer with a hidden size of 512 and intermediate size of 1024 as our audio encoder in both training stages. The other training hyper-parameters remain the same as those we described in Sec. IV. At inference time, we choose to make use of the full sequence length.

1) *Text cleaning*: In this section, we first explore text pre-processing methods for the contrastive-captioning training stage, using only the Freesound, AudioCaps, and Clotho datasets. To be specific, the compared text pre-processing methods include: (1) implementing LLM cleaning as detailed in Sec. II-B; (2) conducting recaptioning based solely on audio, as described in Sec. II-C; (3) directly using raw text within a predefined maximal text length. For recaptioning the Freesound dataset (2), we use CNN-14-BART from WavCaps [18], pretrained on WavCaps and then fine-tuned on Clotho, as its domain matches with Freesound

The experimental result can be found in Tab IX. When compared to the raw text baseline, LLM cleaning generally

improves performance for both text-to-audio and audio-to-text retrieval tasks on Clotho datasets, and achieves similar performance on AudioCaps dataset. Recaptioning yields mixed results; it improves performance on the Clotho dataset but slightly reduces accuracy on AudioCaps dataset.

For both text preprocessing methods, improvements are more consistent and significant in Clotho than in AudioCaps. However, we believe that Clotho evaluation is a more reliable indicator of overall performance than AudioCaps, as the dataset used in this ablation aligns closely with Clotho and is out-of-distribution for AudioCaps. Though one might argue out-of-distribution evaluation is a useful analysis, we argue it is less relevant when (1) almost the entirety of the train dataset is from a particular source (in this case Freesound, of which Clotho is a subset) and (2) this is only an ablation experiment, and final experiments will include a much more diverse mixture of sources.

Overall, the LLM text-cleaning approach shows strong audio-text retrieval performance, with the best performance on AudioCaps and competitive with recaptioning on Clotho. Furthermore, LLM text-cleaning retains more details about the audio, and this may not be fully captured by the retrieval task defined on AudioCaps and Clotho datasets. We believe these observations support using LLM text cleaning for our final model, but we also hypothesize that combining cleaned descriptions with recaptioned descriptions (possibly again using a language model) may yield further improvements.

2) *Dataset scale*: In our ablation study centered on different dataset decisions, we test datasets of different sizes, designated as V_1 , V_2 and V_3 , with each subsequent dataset being larger than its predecessor. Detailed information regarding the various dataset versions is provided in Table XII. In this section, we aim at investigating the influence of dataset scale in each

TABLE XII: Details on the different versions of dataset used for ablation experiments.

Dataset	Clean Labeled	Noisy-Labeled	Weakly/Un-Labeled	Duration (khour)
V_1	AudioCaps, Clotho, OpenSFX	Freesound	-	4.2
V_2	AudioCaps, Clotho, OpenSFX	Freesound	ACAV2M	7.8
V_3	AudioCaps, Clotho, OpenSFX	Freesound	AudioSet, ACAV2M	13.2

training stage. The results for audio-text retrieval performance are presented in Table X.

We begin with the analysis of dataset scales in the first-stage training. Within each of the first three groups, (b-c), (d-e) and (f-g), the datasets used for the second-stage training are fixed, while the datasets used in the first-stage training are increased in size. Group (f-g) constitutes the extreme case: (f) uses the entire dataset for first-stage training and (g) bypasses the first stage entirely. Observations show an improvement in performance across all tasks and datasets as the first-stage training data expands. This evidences the positive impact of using larger datasets during the first-training stage on the model’s overall effectiveness. There is, however, an exception when comparing (a) with (b) and (c). There is no noticeable improvement in retrieval performance when comparing (a) and (c), and there is a decline in all evaluation metrics when additional data from ACAV2M is incorporated when comparing (a) and (b). This lack of improvement in (b) and (c) may be due to the evaluation dataset being out-of-distribution compared to the limited training dataset V_1 used in the second stage.

We now analyze effects of data scales in the second-stage training, i.e., contrastive-captioning training. In the comparison of groups (c), (e), and (f), the audio encoder is initialized with weights from training on the V_3 dataset. During the second stage, these groups are trained on V_1 , V_2 , and V_3 , respectively. When evaluating on AudioCaps, there is a significant increase in recall when integrating ACAV2M into the second stage training (V_2), but this improvement appears to plateau upon the inclusion of AudioSet (V_3). However, on Clotho, the retrieval performance consistently improves with increasing dataset scale, without observation of plateau, showing the effectiveness of increasing data scale.

In experiments (a), (d), and (f), we increase dataset scale simultaneously for both training stages and observe a gradual enhancement in retrieval performance on the Clotho test dataset. However, a significant improvement in retrieval performance on the AudioCaps test dataset is observed only when integrating AudioSet (group (f)) into both training stages.

We find scaling up the datasets in both training stages tends to lead to improved model performance. The pre-pretraining step with MAE contributes to the better retrieval performance for the audio-text model. Therefore, collecting more unlabeled audio or using larger versions of the ACAV dataset for pre-pretraining could potentially yield further gains in downstream performance.

3) *Architectural design*: In our ablation study focused on neural network architecture, we examine the effect of incorporating a captioning head, the use of SAM, and using a classifier pre-trained audio encoder on audio-text retrieval

TABLE XIII: Classification accuracy (%) on long sequence classification from HEAR benchmark. “Fixed length” refers to random patch sampling to match the duration of the audio used during training. “Full length” refers to the use of full audio.

Dataset	Duration (sec)	Fixed Length	Full Length
GTZAN-Genre	30	83.7	85.4
GTZAN-Music Speech	30	97.7	98.5
VoxLingua 107	18.6	25.0	26.5

task presented in Table XI. For these experiments, we use the full-size dataset v_3 in Tab X. We further demonstrate the adaptability of our audio encoder in handling varying audio lengths.

Captioning Objective. By comparing experiments (a) and (b) in Tab. XI, we observe a marginal improvement across both datasets when the captioning objective is included. We hypothesize that the captioning objective facilitates the learning of more fine-grained audio representations, which aligns with the findings of BLIP [26], CoCa [25] and CapCa [65].

Use of SAM. By comparing (a) and (c), we see that SAM significantly improves the accuracy on the audio-text retrieval task for both datasets. However, the benefits of SAM come at the expense of two sequential gradient computations during each training step; as mentioned earlier, there are methods that reduce SAM computational overhead that could be integrated into our training in future work.

Flexibility to Length. Lastly, we explore the capability of our model to process longer audio lengths at inference. We start by evaluating the audio-text retrieval task on the Clotho dataset, where audio sample durations range from 15 to 30 seconds. We compare the performance between group (a), which uses the entire length of the audio, and group (e), which randomly samples patches from the full audio to match the training duration. We find that using longer sequence lengths leads to an improvement in retrieval recall, even though our training involves only 10-second time-frequency patches. Then, we extend our investigation to include long sequence classification tasks from the HEAR benchmark, specifically focusing on the GTZAN [66] and VoxLingua [67] tasks, shown in Tab. XIII. Our findings reveal that leveraging the full length of the audio samples consistently yields higher classification accuracy compared to using fixed length-patch subsets, which is consistent with findings in FLIP [22].

VII. CONCLUSIONS

In this paper, we propose both the curation of a large paired audio-text dataset and modeling improvements to enhance the training of joint audio-language models. By automatically captioning unlabeled audio data and refining noisy existing captions with language models, we curate a dataset of 3.9 million text-audio pairs. Our modeling approach consists of a two-stage training strategy: The first stage involves training an audio encoder with an MAE objective, while the second stage combines contrastive learning with an auxiliary captioning task. Our final model, Cacophony, achieves state-of-the-art performance on audio-text retrieval tasks and competitive performance on other downstream tasks.

To evaluate the impacts of our dataset curation and modeling strategies, we conduct a series of ablation studies. Notably, we observe a positive influence of our modeling techniques and a positive role of dataset scaling in both training phases. The improvements seen from scaling MAE pre-pretraining data are particularly relevant, as MAE training leverages audio-only data, facilitating further dataset scaling in future work.

ACKNOWLEDGMENTS

We are immensely grateful to the Google TPU Research Cloud (TRC) for generously providing the computational resources vital to our project. Their support has been invaluable.

We thank the Freesound team from Pompeu Fabra University for providing us with the scraping API. We thank the University of Rochester Goergen Institute for Data Science (GIDS) seed funding program. We thank LAION CLAP team for collecting open source datasets and for generously sharing them with the research community.

REFERENCES

- [1] W. Wang, *Machine audition: principles, algorithms and systems: principles, algorithms and systems*. IGI Global, 2010.
- [2] Q. Kong, Y. Cao, T. Iqbal, Y. Wang, W. Wang, and M. D. Plumbley, "PANNs: Large-scale pretrained audio neural networks for audio pattern recognition," *IEEE/ACM Transactions on Audio, Speech, and Language Processing*, vol. 28, pp. 2880–2894, 2020.
- [3] J. Gardner, S. Durand, D. Stoller, and R. M. Bittner, "LLark: A multi-modal foundation model for music," *arXiv preprint arXiv:2310.07160*, 2023.
- [4] Y. Gong, H. Luo, A. H. Liu, L. Karlinsky, and J. Glass, "Listen, think, and understand," *arXiv preprint arXiv:2305.10790*, 2023.
- [5] S. Deshmukh, B. Elizalde, R. Singh, and H. Wang, "Pengi: An audio language model for audio tasks," *arXiv preprint arXiv:2305.11834*, 2023.
- [6] Y. Chu, J. Xu, X. Zhou, Q. Yang, S. Zhang, Z. Yan, C. Zhou, and J. Zhou, "Qwen-Audio: Advancing universal audio understanding via unified large-scale audio-language models," *arXiv preprint arXiv:2311.07919*, 2023.
- [7] A. Radford, J. W. Kim, T. Xu, G. Brockman, C. McLeavey, and I. Sutskever, "Robust speech recognition via large-scale weak supervision," in *International Conference on Machine Learning*. PMLR, 2023, pp. 28 492–28 518.
- [8] R. Huang, J. Huang, D. Yang, Y. Ren, L. Liu, M. Li, Z. Ye, J. Liu, X. Yin, and Z. Zhao, "Make-an-audio: Text-to-audio generation with prompt-enhanced diffusion models," *arXiv preprint arXiv:2301.12661*, 2023.
- [9] H. Liu, Z. Chen, Y. Yuan, X. Mei, X. Liu, D. Mandic, W. Wang, and M. D. Plumbley, "AudioLDM: Text-to-audio generation with latent diffusion models," *arXiv preprint arXiv:2301.12503*, 2023.
- [10] X. Liu, Q. Kong, Y. Zhao, H. Liu, Y. Yuan, Y. Liu, R. Xia, Y. Wang, M. D. Plumbley, and W. Wang, "Separate anything you describe," *arXiv preprint arXiv:2308.05037*, 2023.
- [11] H.-W. Dong, N. Takahashi, Y. Mitsufuji, J. McAuley, and T. Berg-Kirkpatrick, "CLIPSep: Learning text-queried sound separation with noisy unlabeled videos," *arXiv preprint arXiv:2212.07065*, 2022.
- [12] A. Radford, J. W. Kim, C. Hallacy, A. Ramesh, G. Goh, S. Agarwal, G. Sastry, A. Askell, P. Mishkin, J. Clark *et al.*, "Learning transferable visual models from natural language supervision," in *International conference on machine learning*. PMLR, 2021, pp. 8748–8763.
- [13] X. Zhai, B. Mustafa, A. Kolesnikov, and L. Beyer, "Sigmoid loss for language image pre-training," *arXiv preprint arXiv:2303.15343*, 2023.
- [14] C. D. Kim, B. Kim, H. Lee, and G. Kim, "AudioCaps: Generating captions for audios in the wild," in *Conference of the North American Chapter of the Association of Computational Linguistics: Human Language Technology*, 2019.
- [15] K. Drossos, S. Lipping, and T. Virtanen, "Clotho: An audio captioning dataset," in *IEEE International Conference on Acoustics, Speech and Signal Processing*. IEEE, 2020, pp. 736–740.
- [16] Y. Wu, K. Chen, T. Zhang, Y. Hui, T. Berg-Kirkpatrick, and S. Dubnov, "Large-scale contrastive language-audio pretraining with feature fusion and keyword-to-caption augmentation," in *IEEE International Conference on Acoustics, Speech and Signal Processing*, 2023.
- [17] J. F. Gemmeke, D. P. Ellis, D. Freedman, A. Jansen, W. Lawrence, R. C. Moore, M. Plakal, and M. Ritter, "Audio set: An ontology and human-labeled dataset for audio events," in *IEEE International Conference on Acoustics, Speech and Signal Processing*. IEEE, 2017, pp. 776–780.
- [18] X. Mei, C. Meng, H. Liu, Q. Kong, T. Ko, C. Zhao, M. D. Plumbley, Y. Zou, and W. Wang, "WavCaps: A chatgpt-assisted weakly-labelled audio captioning dataset for audio-language multimodal research," *arXiv preprint arXiv:2303.17395*, 2023.
- [19] K. Chen, X. Du, B. Zhu, Z. Ma, T. Berg-Kirkpatrick, and S. Dubnov, "HTS-AT: A hierarchical token-semantic audio transformer for sound classification and detection," in *ICASSP 2022-2022 IEEE International Conference on Acoustics, Speech and Signal Processing (ICASSP)*. IEEE, 2022, pp. 646–650.
- [20] Y. Liu, M. Ott, N. Goyal, J. Du, M. Joshi, D. Chen, O. Levy, M. Lewis, L. Zettlemoyer, and V. Stoyanov, "RoBERTa: A robustly optimized bert pretraining approach," *arXiv preprint arXiv:1907.11692*, 2019.
- [21] C.-F. Yeh, P.-Y. Huang, V. Sharma, S.-W. Li, and G. Gosh, "Flap: Fast language-audio pre-training," *arXiv preprint arXiv:2311.01615*, 2023.
- [22] Y. Li, H. Fan, R. Hu, C. Feichtenhofer, and K. He, "Scaling language-image pre-training via masking," in *Proceedings of the IEEE/CVF Conference on Computer Vision and Pattern Recognition*, 2023, pp. 23 390–23 400.
- [23] K. He, X. Chen, S. Xie, Y. Li, P. Dollár, and R. Girshick, "Masked autoencoders are scalable vision learners," in *Proceedings of the IEEE/CVF Conference on Computer Vision and Pattern Recognition*, 2022, pp. 16 000–16 009.
- [24] P.-Y. Huang, H. Xu, J. Li, A. Baevski, M. Auli, W. Galuba, F. Metze, and C. Feichtenhofer, "Masked autoencoders that listen," *Advances in Neural Information Processing Systems*, vol. 35, pp. 28 708–28 720, 2022.
- [25] J. Yu, Z. Wang, V. Vasudevan, L. Yeung, M. Seyedhosseini, and Y. Wu, "CoCa: Contrastive captioners are image-text foundation models," *arXiv preprint arXiv:2205.01917*, 2022.
- [26] J. Li, D. Li, C. Xiong, and S. Hoi, "BLIP: Bootstrapping language-image pre-training for unified vision-language understanding and generation," *arXiv preprint arXiv:2201.12086*, 2022.
- [27] B. Recht, R. Roelofs, L. Schmidt, and V. Shankar, "Do CIFAR-10 classifiers generalize to CIFAR-10?" *arXiv preprint arXiv:1806.00451*, 2018.
- [28] S. Lipping, P. Sudarsanam, K. Drossos, and T. Virtanen, "Clotho-AQA: A crowdsourced dataset for audio question answering," in *2022 30th European Signal Processing Conference (EUSIPCO)*. IEEE, 2022, pp. 1140–1144.
- [29] H. M. Fayek and J. Johnson, "Temporal reasoning via audio question answering," *IEEE/ACM Transactions on Audio, Speech, and Language Processing*, vol. 28, pp. 2283–2294, 2020.
- [30] J. Turian, J. Shier, H. R. Khan, B. Raj, B. W. Schuller, C. J. Steinmetz, C. Malloy, G. Tzanetakis, G. Velarde, K. McNally *et al.*, "HEAR: Holistic evaluation of audio representations," in *NeurIPS 2021 Competitions and Demonstrations Track*. PMLR, 2022, pp. 125–145.
- [31] A. S. Koepke, A.-M. Oncescu, J. Henriques, Z. Akata, and S. Albanie, "Audio retrieval with natural language queries: A benchmark study," *IEEE Transactions on Multimedia*, 2022.
- [32] S. Deshmukh, B. Elizalde, and H. Wang, "Audio retrieval with Wav-Text5K and CLAP training," *arXiv preprint arXiv:2209.14275*, 2022.
- [33] C. Raffel, N. Shazeer, A. Roberts, K. Lee, S. Narang, M. Matena, Y. Zhou, W. Li, and P. J. Liu, "Exploring the limits of transfer learning with a unified text-to-text transformer," *The Journal of Machine Learning Research*, vol. 21, no. 1, pp. 5485–5551, 2020.
- [34] S. Lee, J. Chung, Y. Yu, G. Kim, T. Breuel, G. Chechik, and Y. Song, "ACAV100M: Automatic curation of large-scale datasets for audio-visual video representation learning," in *Proceedings of the IEEE/CVF International Conference on Computer Vision*, 2021, pp. 10 274–10 284.
- [35] X. Xu, Z. Zhang, Z. Zhou, P. Zhang, Z. Xie, M. Wu, and K. Q. Zhu, "BLAT: Bootstrapping language-audio pre-training based on audioset tag-guided synthetic data," *arXiv preprint arXiv:2303.07902*, 2023.
- [36] M. Singh, Q. Duval, K. V. Alwala, H. Fan, V. Aggarwal, A. Adcock, A. Joulin, P. Dollár, C. Feichtenhofer, R. Girshick *et al.*, "The effectiveness of mae pre-training for billion-scale pretraining," *arXiv preprint arXiv:2303.13496*, 2023.
- [37] Z. Liu, Y. Lin, Y. Cao, H. Hu, Y. Wei, Z. Zhang, S. Lin, and B. Guo, "Swin transformer: Hierarchical vision transformer using shifted windows," in *Proceedings of the IEEE/CVF international conference on computer vision*, 2021, pp. 10 012–10 022.

- [38] X. Li, W. Wang, L. Yang, and J. Yang, “Uniform masking: Enabling mae pre-training for pyramid-based vision transformers with locality,” *arXiv preprint arXiv:2205.10063*, 2022.
- [39] C. Jia, Y. Yang, Y. Xia, Y.-T. Chen, Z. Parekh, H. Pham, Q. Le, Y.-H. Sung, Z. Li, and T. Duerig, “Scaling up visual and vision-language representation learning with noisy text supervision,” in *International conference on machine learning*. PMLR, 2021, pp. 4904–4916.
- [40] A. v. d. Oord, Y. Li, and O. Vinyals, “Representation learning with contrastive predictive coding,” *arXiv preprint arXiv:1807.03748*, 2018.
- [41] J. Lee, Y. Lee, J. Kim, A. Kosiorek, S. Choi, and Y. W. Teh, “Set transformer: A framework for attention-based permutation-invariant neural networks,” in *International conference on machine learning*. PMLR, 2019, pp. 3744–3753.
- [42] K. Koutini, J. Schlüter, H. Eghbal-Zadeh, and G. Widmer, “Efficient training of audio transformers with patchout,” *arXiv preprint arXiv:2110.05069*, 2021.
- [43] J. Bradbury, R. Frostig, P. Hawkins, M. J. Johnson, C. Leary, D. Maclaurin, G. Necula, A. Paszke, J. VanderPlas, S. Wanderman-Milne, and Q. Zhang, “JAX: composable transformations of Python+NumPy programs,” 2018.
- [44] J. Heek, A. Levskaya, A. Oliver, M. Ritter, B. Rondepierre, A. Steiner, and M. van Zee, “Flax: A neural network library and ecosystem for JAX,” 2023. [Online]. Available: <http://github.com/google/flax>
- [45] I. Loshchilov and F. Hutter, “Decoupled weight decay regularization,” *arXiv preprint arXiv:1711.05101*, 2017.
- [46] A. Ramesh, P. Dhariwal, A. Nichol, C. Chu, and M. Chen, “Hierarchical text-conditional image generation with clip latents,” *arXiv preprint arXiv:2204.06125*, vol. 1, no. 2, p. 3, 2022.
- [47] P. Foret, A. Kleiner, H. Mobahi, and B. Neyshabur, “Sharpness-aware minimization for efficiently improving generalization,” *arXiv preprint arXiv:2010.01412*, 2020.
- [48] Y. Liu, S. Mai, X. Chen, C.-J. Hsieh, and Y. You, “Towards efficient and scalable sharpness-aware minimization,” in *Proceedings of the IEEE/CVF Conference on Computer Vision and Pattern Recognition*, 2022, pp. 12 360–12 370.
- [49] K. J. Piczak, “ESC: Dataset for Environmental Sound Classification,” in *Proceedings of the 23rd Annual ACM Conference on Multimedia*. ACM Press, pp. 1015–1018.
- [50] J. Salamon, C. Jacoby, and J. P. Bello, “A dataset and taxonomy for urban sound research,” in *22nd ACM International Conference on Multimedia (ACM-MM’14)*, Orlando, FL, USA, Nov. 2014, pp. 1041–1044.
- [51] E. Fonseca, X. Favory, J. Pons, F. Font, and X. Serra, “FSD50k: an open dataset of human-labeled sound events,” *IEEE/ACM Transactions on Audio, Speech, and Language Processing*, vol. 30, pp. 829–852, 2021.
- [52] H. Chen, W. Xie, A. Vedaldi, and A. Zisserman, “Vggsound: A large-scale audio-visual dataset,” in *ICASSP 2020-2020 IEEE International Conference on Acoustics, Speech and Signal Processing (ICASSP)*. IEEE, 2020, pp. 721–725.
- [53] B. Elizalde, S. Deshmukh, M. A. Ismail, and H. Wang, “CLAP: Learning audio concepts from natural language supervision,” *arXiv preprint arXiv:2206.04769*, 2022.
- [54] G. Li, Y. Xu, and D. Hu, “Multi-Scale Attention for Audio Question Answering,” in *Proc. INTERSPEECH 2023*, 2023, pp. 3442–3446.
- [55] G. Li, Y. Wei, Y. Tian, C. Xu, J.-R. Wen, and D. Hu, “Learning to answer questions in dynamic audio-visual scenarios,” in *Proceedings of the IEEE/CVF Conference on Computer Vision and Pattern Recognition*, 2022, pp. 19 108–19 118.
- [56] A. Mesaros, T. Heittola, and T. Virtanen, “A multi-device dataset for urban acoustic scene classification,” *arXiv preprint arXiv:1807.09840*, 2018.
- [57] A. L. Cramer, H.-H. Wu, J. Salamon, and J. P. Bello, “Look, listen, and learn more: Design choices for deep audio embeddings,” in *ICASSP 2019-2019 IEEE International Conference on Acoustics, Speech and Signal Processing (ICASSP)*. IEEE, 2019, pp. 3852–3856.
- [58] A. Baevski, Y. Zhou, A. Mohamed, and M. Auli, “wav2vec 2.0: A framework for self-supervised learning of speech representations,” *Advances in neural information processing systems*, vol. 33, pp. 12 449–12 460, 2020.
- [59] J. W. Kim, J. Salamon, P. Li, and J. P. Bello, “CREPE: A convolutional representation for pitch estimation,” in *2018 IEEE International Conference on Acoustics, Speech and Signal Processing (ICASSP)*. IEEE, 2018, pp. 161–165.
- [60] C. Hawthorne, E. Elsen, J. Song, A. Roberts, I. Simon, C. Raffel, J. H. Engel, S. Oore, and D. Eck, “Onsets and frames: Dual-objective piano transcription,” in *Proceedings of the 19th International Society for Music Information Retrieval Conference, ISMIR 2018, Paris, France, September 23-27, 2018*, 2018, pp. 50–57.
- [61] X. Chen, H. Fang, T.-Y. Lin, R. Vedantam, S. Gupta, P. Dollár, and C. L. Zitnick, “Microsoft coco captions: Data collection and evaluation server,” *arXiv preprint arXiv:1504.00325*, 2015.
- [62] M. Lewis, Y. Liu, N. Goyal, M. Ghazvininejad, A. Mohamed, O. Levy, V. Stoyanov, and L. Zettlemoyer, “BART: Denoising sequence-to-sequence pre-training for natural language generation, translation, and comprehension,” in *Proceedings of the 58th Annual Meeting of the Association for Computational Linguistics*, 2020, pp. 7871–7880.
- [63] V. W. Liang, Y. Zhang, Y. Kwon, S. Yeung, and J. Y. Zou, “Mind the gap: Understanding the modality gap in multi-modal contrastive representation learning,” *Advances in Neural Information Processing Systems*, vol. 35, pp. 17 612–17 625, 2022.
- [64] N. H. Manh Luong, Khai Nguyen and L. Q. Reza Haf, Dinh Phung, “Revisiting deep audio-text retrieval through the lens of transportation,” in *The Twelfth International Conference on Learning Representations*, 2024.
- [65] M. Tschannen, M. Kumar, A. P. Steiner, X. Zhai, N. Houlsby, and L. Beyer, “Image captioners are scalable vision learners too,” in *Thirty-seventh Conference on Neural Information Processing Systems*, 2023.
- [66] G. Tzanetakis and P. Cook, “Musical genre classification of audio signals,” *IEEE Transactions on speech and audio processing*, vol. 10, no. 5, pp. 293–302, 2002.
- [67] J. Valk and T. Alumäe, “VoxLingua107: a dataset for spoken language recognition,” in *2021 IEEE Spoken Language Technology Workshop (SLT)*. IEEE, 2021, pp. 652–658.