

---

# TREE ENSEMBLES FOR CONTEXTUAL BANDITS

---

A PREPRINT

**Hannes Nilsson\***

Department of Computer Science and Engineering  
Chalmers University of Technology  
Gothenburg, Sweden  
hannesni@chalmers.se

**Rikard Johansson\***

Department of Computer Science and Engineering  
Chalmers University of Technology  
Gothenburg, Sweden  
rikjo@chalmers.se

**Niklas Åkerblom**

Volvo Car Corporation  
Gothenburg, Sweden  
Department of Computer Science and Engineering  
Chalmers University of Technology  
Gothenburg, Sweden  
niklas.akerblom@chalmers.se

**Morteza Haghir Chehreghani**

Department of Computer Science and Engineering  
Chalmers University of Technology  
Gothenburg, Sweden  
morteza.chehreghani@chalmers.se

## ABSTRACT

We propose a novel framework for contextual multi-armed bandits based on tree ensembles. Our framework integrates two widely used bandit methods, Upper Confidence Bound and Thompson Sampling, for both standard and combinatorial settings. We demonstrate the effectiveness of our framework via several experimental studies, employing both XGBoost and random forest, two popular tree ensemble methods. Compared to state-of-the-art methods based on decision trees and neural networks, our methods exhibit superior performance in terms of both regret minimization and computational runtime, when applied to benchmark datasets and the real-world application of navigation over road networks.

## 1 Introduction

Stochastic *multi-armed bandits* (MABs) [Slivkins, 2019] provide a principled framework for making optimal sequences of decisions under uncertainty. As discussed by Zhu and Van Roy [2023], MABs constitute a vital component of modern recommendation systems for efficient exploration, among many other applications. An important variant known as the *contextual multi-armed bandit* incorporates additional contextual / side information into the decision-making process, allowing for more personalized or adaptive action selection. Following the recent success of (deep) neural networks in solving various machine learning tasks, several methods building on such models have been suggested for finding functional relationships between the context and outcomes of actions to aid the decision-making process [Zhou et al., 2020, Zhang et al., 2021, Zhu and Van Roy, 2023, Osband et al., 2021]. Although delicate, these methods can be impractical, time-consuming, and computationally expensive.

In light of these challenges, we propose bandit algorithms that utilize *tree ensemble* (TE) methods [Hastie et al., 2009], like *gradient-boosted decision trees* (GBDT) and *random forests*, to comprehend the contextual features, combined with the most popular bandit methods *Upper Confidence Bound* (UCB) and *Thompson Sampling* (TS) as exploration strategies. Compared with both other tree-based and neural network methods, our methods, called TEUCB and TETS, yield superior results on UCI benchmark datasets. Furthermore, our methods benefit from more effective learning with less computational overhead. We furthermore extend the framework to the combinatorial contextual setting, a variant of bandits that deals with complex combinatorial sets of arms, and investigate them on the important real-world application of efficient navigation in road networks.

---

\*These authors contributed equally to this work.

## 1.1 Related Work

The concept of applying decision trees to contextual bandit problems has been studied to a limited extent. Elmachetoub et al. [2017] suggest using a single decision tree for each arm available to the agent. Their method is referred to as *TreeBootstrap*, as the concept of bootstrapping is employed in order to resemble the Thompson Sampling process. One issue with their method is that it might have trouble reaching the accuracy and robustness of tree ensemble methods, especially when estimating complex reward functions. The possibility of applying random forests in their framework is discussed, but no concrete methods or experimental results are presented. Furthermore, storing and training one model per arm does not scale, especially not with large action spaces (e.g., in the combinatorial setting), and could potentially lead to excessive exploration for dynamic arm sets, as it cannot attend to what it has learned from the contexts of other arms.

In contrast, Féraud et al. [2016] employ a tree ensemble but only uses decision trees of unit depth also known as decision stumps. While tree ensembles with a large number of decision stumps tend to perform well regarding accuracy, limited variance, and increased robustness, restricting the depth in such an extreme way may not be adequate when addressing complex tasks [Hastie et al., 2009]. The experimental studies by Hastie et al. [2009] indicate that tree depths of 4 to 8 work well for boosting. Additionally, Féraud et al. [2016] only investigate the bandit algorithm known as *successive elimination*, which usually leads to less efficient exploration compared to UCB and TS, and thus is used less commonly. Moreover, the method, called *Bandit Forest*, requires binary encoded contextual features. Comparing these two tree-based bandit methods, Elmachetoub et al. [2017] experimentally show that *TreeBootstrap* tends to outperform *Bandit Forest* in practice.

It is worth noting that neither Elmachetoub et al. [2017] nor Féraud et al. [2016] consider combinatorial contextual bandits. Apart from these two methods, the problem has primarily been addressed using other machine learning models. When the reward function is linear w.r.t. the context, *LinUCB* [Li et al., 2010] and *Linear Thompson Sampling* (LinTS) [Agrawal and Goyal, 2013] have demonstrated good performance. In more complicated cases, the linear assumption no longer holds, and thus more expressive models are needed.

In recent years, neural contextual bandits have attracted a lot of attention. As the name suggests, these methods use (deep) neural networks to model the expected rewards for some set of observed contextual features. Out of several proposed neural contextual bandit algorithms, *NeuralUCB* [Zhou et al., 2020] and *NeuralTS* [Zhang et al., 2021], in particular, have been shown to perform well, while also providing theoretical regret bounds. On the negative side, due to how these methods estimate the uncertainty in predictions, they rely on inverting a matrix of size equal to the number of network parameters, which is usually computationally expensive and time-consuming, especially when the prediction tasks require large neural networks.

Zhu and Van Roy [2023] provide a thorough review of different neural bandit methods and suggests a method based on epistemic neural networks [Osband et al., 2021] for more efficient uncertainty modeling, showing its advantages in terms of regret minimization and computational efficiency. Despite their promising results, we argue that neural networks may not necessarily be the most appropriate models for contextual bandits. For instance, even with epistemic neural networks, training is still resource-intensive. On the other hand, there is a large body of work demonstrating the effectiveness of tree ensemble methods for both regression and classification tasks in the standard supervised learning paradigm [Borisov et al., 2022, Gorishniy et al., 2021, Grinsztajn et al., 2022], and thereby, we believe that their extension to contextual bandits can be of great potential.

One less directly related method is *Ensemble Sampling* [Lu and Van Roy, 2017], where the ensembles are solely used for uncertainty estimation and not for modeling the reward functions in bandits. Uncertainty estimates in Ensemble Sampling and similar methods focus on uncertainties in the parameters of the models used to approximate the underlying processes being sampled. In contrast, we sample directly from estimated distributions of the expected rewards given contexts. Our approach aligns closer with sampling-based bandit methods like LinTS and NeuralTS.

## 2 Background

In this section, we describe the multi-armed bandit problem and its extensions relevant to our work.

### 2.1 Multi-Armed Bandit Problem

The multi-armed bandit (MAB) problem is a sequential decision-making problem under uncertainty, where the decision maker, i.e., the agent, interactively learns from the environment over a horizon of  $T$  time steps (interactions). At each time step  $t \leq T$ , the agent is presented with a set of  $K$  actions  $\mathcal{A}$ , commonly referred to as arms. Each action  $a \in \mathcal{A}$  has an (initially) unknown reward distribution with expected value  $\mu_a$ . The objective is to maximize the cumulative

reward over the time horizon  $T$ , or more commonly (and equivalently) to minimize the cumulative regret, which is calculated as

$$R(T) \triangleq \sum_{t=1}^T (\mu^* - \mu_{a_t}), \quad (1)$$

where  $\mu^*$  is the expected reward of the optimal arm, and  $a_t$  is the arm selected at time step  $t$ . It is important to note that the agent only receives feedback from the selected arm / action. More specifically, when selecting  $a_t$  the agent receives a reward  $r_{t,a_t}$  which is sampled from the underlying reward distribution. As previously mentioned, the agent's objective is to minimize the cumulative regret, not to learn the complete reward function for each arm. Thus, the agent has to balance delicately between exploration and exploitation.

## 2.2 Contextual Bandit Problem

The contextual multi-armed bandit problem is an extension of the classical MAB problem described in Section 2.1. The agent is, at each time step  $t$ , presented with a context vector  $\mathbf{x}_{t,a} \in \mathbb{R}^d$  for each action  $a \in \mathcal{A}$ . For example, a recommendation system could encode a combination of user-related and action-specific features into the context vector  $\mathbf{x}_a$ . Then, the expected reward of action  $a$  at time  $t$  is given by an (unknown) function of the context  $f : \mathbb{R}^d \rightarrow \mathbb{R}$ , such that  $\mathbb{E}[r_{t,a}] = f(\mathbf{x}_{t,a})$ . Learning to generalize the relationship between the contextual features and the expected reward is crucial for effective learning and minimizing the cumulative regret.

## 2.3 Combinatorial Bandits

Combinatorial multi-armed bandits (CMAB) [Cesa-Bianchi and Lugosi, 2012] deal with problems where at each time step  $t$ , a subset  $\mathcal{S}_t$  (called a *super arm*) of the set of all *base arms*  $\mathcal{A}$  is selected, instead of an individual arm. The reward of a super arm  $\mathcal{S}$  depends on its constituent base arms. When the reward for a super arm is given as a function (e.g., sum) of feedback from its individual base arms (observable if and only if the super arm is selected), it is referred to as *semi-bandit feedback*. As previously, the evaluation metric is the cumulative regret, and for the combinatorial semi-bandit setting (with the sum of base arm feedback as super arm reward) it can be calculated as

$$R(T) \triangleq \sum_{t=1}^T \left( \sum_{i \in \mathcal{S}_t^*} \mu_i - \sum_{j \in \mathcal{S}_t} \mu_j \right), \quad (2)$$

where  $\mathcal{S}_t^*$  denotes the optimal super arm at time  $t$ .

## 3 Proposed Algorithms

Machine learning models based on decision trees have consistently demonstrated solid performance across various supervised learning tasks [Borisov et al., 2022, Gorishniy et al., 2021, Grinsztajn et al., 2022]. An up-to-date overview of tree ensemble methods is provided by Blockeel et al. [2023], where several advantages are discussed over other techniques. For instance, they are known to learn fast from small sets of examples, while simultaneously possessing the capability of handling large data sets, and are computationally efficient to train.

Despite the potential benefits, these types of models have not been studied much for contextual bandits. To the best of our knowledge, there are no previously known works that in a principled way combine tree ensemble models with UCB, which is one of the most effective strategies known for handling the exploration-exploitation dilemma. Further, works that combine tree ensemble methods with Thompson Sampling are limited. We address this research gap and introduce a novel approach for the contextual MAB problem that combines any tree ensemble method with a natural adaption of these two prominent exploration schemes.

Within our framework, we empirically investigate the XGBoost and random forest algorithms and demonstrate their auspicious performance on several benchmark tasks, as well as a combinatorial contextual MAB problem for efficient navigation over a stochastic road network in Section 4. However, we emphasize that our bandit algorithms are sufficiently general to be employed with any decision tree ensemble.

### 3.1 Weak Learners

The underlying concept of decision tree ensembles is to combine several *weak learners*. Each standalone tree is sufficiently expressive to learn simple relationships and patterns in the data, yet simple enough to prevent overfitting

to noise. By combining the relatively poor predictions of a large number of weak learners, the errors they all make individually tend to cancel out, while the true underlying signal is enhanced.

In our notation, a tree ensemble regressor  $F(\cdot; \{(\cdot, \cdot)\})$  is a collection of decision trees, where the trees are collectively fitted to a set of training data points with corresponding target values  $\{(\mathbf{x}, r)\}$ . The fitting procedure can differ between different types of tree ensemble methods, which are often divided into two different categories depending on which fitting procedure is employed, i.e., *bagging* or *boosting*. In both variants, the prediction of each tree is determined by assigning the training data points to distinct leaves, where all data points in the same leaf resemble each other to some degree, based on the features attended to in the splitting criteria associated with the ancestor nodes of the leaf. Hence, when fitted to the data, each tree accepts an input vector  $\mathbf{x}$  which it assigns to one of its leaves.

Every leaf is associated with three values that depend on the samples from the training data assigned to it. We denote the output of each tree as  $o$ , which is its contribution to the total ensemble prediction. The number of training data points assigned to each leaf is denoted  $c$ . Finally, the sample variance in the output proposed by each individual training data point assigned to the leaf is denoted  $s^2$ . Note that, for the sample variance to exist, we must have at least two samples. This is ensured by requiring the tree to be built such that no leaf has less than two training data points assigned to it. Then, the tree ensemble constructs its total prediction  $p$  by summing up all of the  $N$  individual trees' outputs, such that

$$p = \sum_{i=1}^N o_i, \quad (3)$$

where the outputs  $o_i$ , in turn, are averages of the output suggested by each training sample based on its target value. We use this definition of  $p$  to unify the notation of all kinds of tree ensembles. Hence, for averaging models, such as random forest, we assume that the leaf values  $o_i$  are already weighted by  $1/N$ .

### 3.2 Uncertainty Modeling

For bandit problems, keeping track of the uncertainty in the outcomes of different actions is crucial for guiding the decision-making process. In order to form estimates of the uncertainty in the final prediction of the tree ensembles we employ, we make a few assumptions.

Firstly, we assume that the output  $o_n$  of the  $n$ 'th decision tree, given a context  $\mathbf{x}$ , is an arithmetic average of  $c_n$  independent and identically distributed random variables with finite mean  $\mu_n$  and variance  $\sigma_n^2$ . By this assumption,  $o_n$  is itself a random variable with mean  $\mu_n$  and variance  $\frac{\sigma_n^2}{c_n}$ . Also, we can approximate  $\mu_n$  and  $\sigma_n^2$  by the sample mean and variance respectively, based on the training data points assigned to the leaf. Moreover, the central limit theorem (CLT) [see e.g., Dodge, 2008] ensures that, as  $c_n \rightarrow \infty$ , the distribution of  $o_n$  tends to a Gaussian distribution.

Secondly, if we also assume the output of each one of the  $N$  trees in the ensemble to be independent of every other tree, we have that the total prediction  $p$ , which by Equation 3 is a sum of  $N$  random variables, is normally distributed with mean  $\mu = \sum_{i=1}^N \mu_i$  and variance  $\sigma^2 = \sum_{i=1}^N \sigma_i^2$ .

We acknowledge that these assumptions may not always be true in practice, but they act here as motivation for the design of our proposed algorithms. Specifically, they entail a straightforward way of accumulating the variances of the individual tree contributions to obtain an uncertainty estimate in the total reward prediction, allowing us to construct efficient exploration strategies. In the following two subsections, we present our approach to doing so with UCB and TS methods, respectively.

### 3.3 Tree Ensemble Upper Confidence Bound

UCB methods act under the principle of *optimism in the face of uncertainty*, and have established themselves as one of the most prominent approaches to handling exploration in bandit problems. A classic example is the UCB1 algorithm [Auer et al., 2002] which builds confidence bounds around the expected reward from each arm depending on the fraction of times they have been played, and for which there are proven upper bounds on the expected regret. One disadvantage of the method, however, is that it does not take the variance of the observed rewards into account, which may lead to a sub-optimal exploration strategy in practice. In light of this, Auer et al. [2002] further proposed the UCB1-Tuned and UCB1-Normal algorithms, which extend UCB1 by including variance estimates, and demonstrate better performance experimentally. The main difference between the two extended versions is that UCB1-Tuned assumes Bernoulli-distributed rewards, while UCB1-Normal is constructed for Gaussian rewards. At each time step  $t$ , UCB1-Normal selects the arm  $a$  with the maximal upper confidence bound  $U_{t,a}$ , calculated as

$$U_{t,a} \leftarrow \tilde{\mu}_{t,a} + \sqrt{16\tilde{\sigma}_{t,a}^2 \frac{\ln(t-1)}{n_{t,a}}}, \quad (4)$$

where  $n_{t,a}$  is the number of times arm  $a$  has been played so far, and  $\tilde{\mu}_{t,a}$  and  $\tilde{\sigma}_{t,a}^2$  are the sample mean and variance of the corresponding observed rewards, respectively. For the sample variance to be defined for all arms, they must have been played at least twice first.

By the assumptions we have made on the tree ensembles, the predictions of the expected rewards will be approximately Gaussian. Therefore, we propose an algorithm called *Tree Ensemble Upper Confidence Bound* (TEUCB) in Algorithm 1, which draws inspiration from UCB1-Normal, and is suitable for both Gaussian and Bernoulli bandits. As seen in lines 22 and 23 of Algorithm 1, the selection rule of TEUCB closely resembles that of UCB1-Normal, but is constructed specifically for contextual MABs where the arms available in each time step are characterized by their context vectors. Therefore, TEUCB considers each individual contribution from all data points in a leaf as a sample of that leaf’s output distribution, which is demonstrated in line 13. The total prediction for a context  $\mathbf{x}_{t,a}$  is subsequently computed as the sum of sampled contributions from each leaf that  $\mathbf{x}_{t,a}$  is assigned to in the ensemble (lines 15, 16, 17).

---

**Algorithm 1** Tree Ensemble Upper Confidence Bound

---

```

1: Input: Number of rounds  $T$ , number of initial random selection rounds  $T_I$ , number of trees in ensemble  $N$ ,
   exploration factor  $\nu$ , tree ensemble regressor  $F(\cdot; \{\cdot, \cdot\})$ .
2: for  $t = 1$  to  $T_I$  do
3:   Randomly select and play an arm  $a_t$ 
4:   Observe context  $\mathbf{x}_{t,a_t}$  and reward  $r_{t,a_t}$ 
5: end for
6: for  $t = T_I + 1$  to  $T$  do
7:   Observe contexts  $\{\mathbf{x}_{t,a}\}_{a=1}^K$ 
8:   for  $a = 1$  to  $K$  do
9:     Initialize arm parameters:
        $\tilde{\mu}_{t,a} \leftarrow 0, \quad \tilde{\sigma}_{t,a}^2 \leftarrow 0, \quad c_{t,a} \leftarrow 0$ 
10:    for  $n = 1$  to  $N$  do
11:      Assign leaf values:
12:       $(o_{t,a,n}, s_{t,a,n}, c_{t,a,n})$ 
        $\leftarrow F_n(\mathbf{x}_{t,a}; \{(\mathbf{x}_{i,a_i}, r_{i,a_i})\}_{i=1}^{t-1})$ 
13:      Estimate expected partial reward distribution:  $\tilde{\mu}_{t,a,n} \leftarrow o_{t,a,n}, \quad \tilde{\sigma}_{t,a,n}^2 \leftarrow \frac{s_{t,a,n}^2}{c_{t,a,n}}$ 
14:      Increment arm parameters:
15:       $\tilde{\mu}_{t,a} \leftarrow \tilde{\mu}_{t,a} + \tilde{\mu}_{t,a,n}$ 
16:       $\tilde{\sigma}_{t,a}^2 \leftarrow \tilde{\sigma}_{t,a}^2 + \tilde{\sigma}_{t,a,n}^2$ 
17:       $c_{t,a} \leftarrow c_{t,a} + c_{t,a,n}$ 
18:    end for
19:    Calculate UCB:
20:     $U_{t,a} \leftarrow \tilde{\mu}_{t,a} + \sqrt{\nu^2 \tilde{\sigma}_{t,a}^2 \frac{\ln(t-1)}{c_{t,a}}}$ 
21:  end for
22:   $a_t \leftarrow \operatorname{argmax}_a U_{t,a}$ 
23:  Play  $a_t$  and observe reward  $r_{t,a_t}$ 
24: end for

```

---

Beyond yielding better performance in experiments, there are additional benefits associated with considering the sample variances of rewards in the TEUCB method, as discussed regarding UCB1-Normal. Since each tree in the ensemble may be given a different weight, certain trees can contribute more than others to the final reward prediction. This should be accounted for in the total uncertainty as well, since it can otherwise be dominated by high uncertainty estimates from trees of low importance to the prediction. Accounting for the sample variances of the proposed tree contributions individually is a way of preventing such behavior.

### 3.4 Tree Ensemble Thompson Sampling

The way in which uncertainties are estimated by TEUCB can also be incorporated into Thompson Sampling [Thompson, 1933]. In its traditional form, Thompson Sampling selects arms by sampling them from the posterior distribution describing each arm’s probability of being optimal, given some (known or assumed) prior distribution and previously observed rewards. This can be achieved by sampling mean rewards from each arm’s posterior distribution over expected rewards, and playing the arm with the largest sampled mean reward.

In Algorithm 2, we propose to estimate the uncertainty in the predicted reward given an arm’s context in the same way as in Algorithm 1. However, in line 18 of Algorithm 2, instead of constructing confidence bounds, we sample mean rewards from the resulting distributions (here, interpreted as posterior distributions). Hence, the main difference from TEUCB is found in the way in which the uncertainty is used to guide exploration. Due to its similarity with standard Thompson Sampling, we call this algorithm *Tree Ensemble Thompson Sampling* (TETS).

---

**Algorithm 2** Tree Ensemble Thompson Sampling

---

```

1: Input: Number of rounds  $T$ , number of initial random selection rounds  $T_I$ , number of trees in ensemble  $N$ ,
   exploration factor  $\nu$ , tree ensemble regressor  $F(\cdot; \{\cdot, \cdot\})$ .
2: for  $t = 1$  to  $T_I$  do
3:   Randomly select and play an arm  $a_t$ 
4:   Observe context  $\mathbf{x}_{t,a_t}$  and reward  $r_{t,a_t}$ 
5: end for
6: for  $t = T_I + 1$  to  $T$  do
7:   Observe contexts  $\{\mathbf{x}_{t,a}\}_{a=1}^K$ 
8:   for  $a = 1$  to  $K$  do
9:     Initialize arm parameters:
        $\tilde{\mu}_{t,a} \leftarrow 0, \quad \tilde{\sigma}_{t,a}^2 \leftarrow 0$ 
10:    for  $n = 1$  to  $N$  do
11:      Assign leaf values:
12:       $(o_{t,a,n}, s_{t,a,n}, c_{t,a,n})$ 
        $\leftarrow F_n(\mathbf{x}_{t,a}; \{(\mathbf{x}_{i,a_i}, r_{i,a_i})\}_{i=1}^{t-1})$ 
13:      Estimate expected partial reward distribution:  $\tilde{\mu}_{t,a,n} \leftarrow o_{t,a,n}, \quad \tilde{\sigma}_{t,a,n}^2 \leftarrow \frac{s_{t,a,n}^2}{c_{t,a,n}}$ 
14:      Increment arm parameters:
15:       $\tilde{\mu}_{t,a} \leftarrow \tilde{\mu}_{t,a} + \tilde{\mu}_{t,a,n}$ 
16:       $\tilde{\sigma}_{t,a}^2 \leftarrow \tilde{\sigma}_{t,a}^2 + \tilde{\sigma}_{t,a,n}^2$ 
17:    end for
18:    Sample reward  $\tilde{r}_{t,a} \sim \mathcal{N}(\tilde{\mu}_{t,a}, \nu^2 \tilde{\sigma}_{t,a}^2)$ 
19:  end for
20:   $a_t \leftarrow \operatorname{argmax}_a \tilde{r}_{t,a}$ 
21:  Play  $a_t$  and observe reward  $r_{t,a_t}$ 
22: end for

```

---

Regular Thomson Sampling is inherently a Bayesian approach. However, the framework may be extended to include the frequentist perspective as well, and the two views have been unified in a larger set of algorithms called *Generalized Thompson Sampling* [Li, 2013]. It should be noted that TETS, as we present it here, is prior-free and should fall under the umbrella of Generalized TS. Although not the focus of this work, the algorithm could be modified to explicitly incorporate and utilize prior beliefs, making it Bayesian in the traditional sense.

### 3.5 Extension to Combinatorial Bandits

Algorithm 1 and algorithm 2 are formulated to address the standard contextual MAB problem. However, TEUCB and TETS can easily be extended to the combinatorial semi-bandit setting. The main difference is in the way arms are selected, i.e., as super arms instead of individual arms. In Algorithm 1, this corresponds to modifying line 22 to

$$\mathcal{S}_t \leftarrow \operatorname{argmax}_{\mathcal{S}} \sum_{a \in \mathcal{S}} \tilde{r}_{t,a}. \quad (5)$$

The selected super arm  $\mathcal{S}_t$  is subsequently played in line 23. Algorithm 2 can be similarly modified in lines 20 and 21, respectively. Furthermore, the set of observed context-reward pairs would include all rewards received for each base arm in the selected super arms individually, which are generally more than one per time step.

### 3.6 XGBoost Adaptation

By using XGBoost regression models, we can extract  $o$  directly from each individual leaf in the constructed ensemble. The sample variance  $s^2$  is not accessible directly, but we can easily calculate it. As a GBDT method, XGBoost calculates its outputs as the average difference between the target value and the value predicted from the collection of preceding

trees in the ensemble, multiplied with a learning rate. Hence, the trees do not have predetermined weights as in, e.g., random forests. Instead, the relative size of the contributions of an assigned leaf to the final prediction depends on the particular paths that are traversed through the other trees, which may be different for every sample we observe in a leaf. Therefore, we cannot estimate  $s^2$  from the variance in target values directly.

However, XGBoost is augmented with many useful features, one of them being staged predictions [XGBoost Developers, 2022a]. This means that we can propagate the predicted outputs on sub-ensembles up to a certain tree on all data samples and cache these outputs. After recording these we include the next tree in the prediction as well, without having to start over. By utilizing this technique,  $s^2$  is easily estimated from the previously observed samples assigned to a particular leaf. Furthermore,  $c$  is simply the number of such samples. This gives us all the pieces of the puzzle needed to apply XGBoost to the TEUCB and TETS algorithms. In order to reduce bias when calculating  $o$ ,  $s^2$  and  $c$ , one may split the previously observed samples into two distinct data sets; one which is used for building the trees, and a second for the value estimations.

### 3.7 Random Forest Adaptation

Similar to XGBoost, random forests can also be incorporated into TEUCB and TETS. This is even less complicated in the case of random forests as the trees in a random forest do not depend on the predictions made by any of the other trees. Therefore,  $s^2$  can be directly estimated from the variance in the target values, taking the tree’s weight of  $1/N$  into account. Hence, all the quantities of interest (i.e.,  $o$ ,  $s^2$ , and  $c$ ) are available from the trees of a random forest by looking at which observed data points are assigned to the terminal nodes.

As with XGBoost, one may consider dividing the previously observed samples into different data sets for fitting and value estimation. Alternatively, another way of handling bias when using random forests is to consider only the out-of-bag samples for computing  $o$ ,  $s^2$ , and  $c$ . The random forest algorithm employs the concept of bagging—resampling with replacement—when building trees, which means roughly one third of the samples will be omitted in the construction of any particular tree. Therefore, random forests yield a natural way for providing an independent set of data points for model evaluation without limiting the size of the training data set.

## 4 Experiments

In this section, we evaluate TEUCB and TETS, and compare them against several best-known algorithms for solving the contextual bandit problem. For the implementations, we use the XGBoost library [Chen and Guestrin, 2016] to build gradient-boosted decision trees as our tree ensembles, as well as the version of random forest found in the scikit-learn library [Pedregosa et al., 2011]. We first evaluate the algorithms on benchmark datasets. We then study them in the combinatorial contextual setting for solving the real-world problem of navigation over stochastic road networks in Luxembourg. The agent’s cumulative regret is calculated by comparing the path to an oracle agent, who knows the expected travel duration for each edge given the current time of day. All the algorithms are evaluated w.r.t. cumulative regret averaged over ten random seeds and we report the average results.

### 4.1 Setup

We use the same procedure as Zhang et al. [2021] to transform a classification task into a contextual MAB problem. In each time step, the environment provides a context vector belonging to an unknown class. For the agent, each class corresponds to an arm, and the goal is to select the arm corresponding to the correct class. This results in a reward of 1, while an incorrect prediction results in a reward of 0.

Since only the context of a single (unknown) arm is provided, the agent must have a procedure for encoding it differently for each arm. This is generally done through positional encoding, where in the case of  $K$  arms and  $d$  data features, we form  $K$  context vectors (each of dimensionality  $Kd$ ) such that:  $\mathbf{x}_1 = (\mathbf{x}; \mathbf{0}; \dots; \mathbf{0})$ ,  $\mathbf{x}_2 = (\mathbf{0}; \mathbf{x}; \dots; \mathbf{0})$ ,  $\dots$ ,  $\mathbf{x}_K = (\mathbf{0}; \mathbf{0}; \dots; \mathbf{x})$ . As no features are shared between any of the arms, this setup is an instance of a disjoint model, as opposed to a hybrid model [Li et al., 2010].

In the experiments in Section 4.2, we use the disjoint model for LinUCB, LinTS, NeuralUCB, and NeuralTS. However, due to the nature of discrete splitting by decision trees, we can encode the context more effectively using a hybrid model for tree-based methods. There, we simply append the corresponding labels as a single character for each arm respectively at the beginning of the context:  $\mathbf{x}_k = (k, \mathbf{x})$ , and mix numeric and categorical features in the context vectors. For LinUCB, LinTS, NeuralUCB, and NeuralTS, categorical features are one-hot-encoded.

In these experiments, we set the time horizon to 10,000 time steps (except for the *Mushroom* dataset, where a horizon of 8,124 is sufficient to observe it entirely). For each of those time steps, the agents are presented with a feature vector

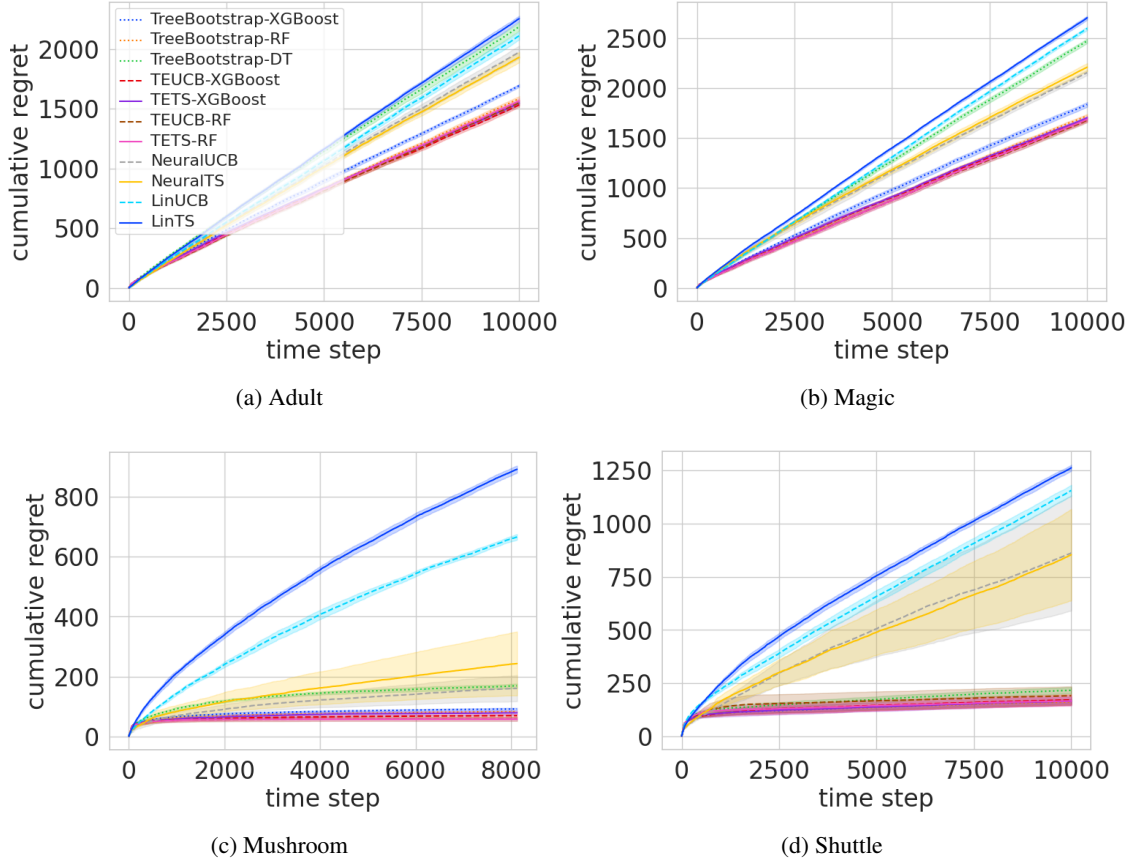


Figure 1: Comparison of contextual MAB algorithms on UCI datasets. Figures 1a, 1b, 1c, and 1d share the same color scheme for consistency, but the legend is only presented in 1a for improved visibility.

$x$  drawn randomly without replacement, which they encode for the different arms as described above. Subsequently, the agents predict the rewards for the individual arms according to the algorithms used. TEUCB (Algorithm 1) and TETS (Algorithm 2) are described in Section 3. The TreeBootstrap [Elmachtoub et al., 2017], NeuralUCB [Zhou et al., 2020], NeuralTS [Zhang et al., 2021], LinUCB [Li et al., 2010] and LinTS [Agrawal and Goyal, 2013] algorithms are implemented according to their respective references.

## 4.2 Contextual Bandits

For this experiment, the data is collected from the UCI machine learning repository [Kelly et al., n.d.], where an overview of the used selected datasets is given in Table 1. It should be noted that *Magic* [Bock, 2007], which is short for *Magic Gamma Telescope*, contains only numerical features. The same is true for *Shuttle* [Statlog (Shuttle), n.d.], which is also known as *Statlog*. All features of *Mushroom* [Mushroom, 1987] are categorical, and *Adult* [Becker and Kohavi, 1996] has a balanced distribution between numerical and categorical features.

Table 1: Datasets overview.

Dataset	Features	Instances	Classes
Adult	14	48,842	2
Magic	10	19,020	2
Mushroom	22	8,124	2
Shuttle	9	58,000	7



### 4.2.1 Implementation

For all datasets in Table 1, the neural network agents use a network architecture of one hidden layer with 100 neurons. Regarding NeuralUCB, NeuralTS, LinUCB, and LinTS, we search the same sets of hyper-parameters as described by Zhang et al. [2021], who run these agents on the same datasets, and select the parameters with the best performance. One difference in our experiments is that we add a dropout probability of 0.2 when training the neural networks, which seems to have a positive impact on the performance. Furthermore, we let each of the networks train for 10 epochs.

For all tree ensemble bandits, we use XGBoost and random forest regressors with MSE loss and ensembles of 100 trees.

Initial test runs revealed that the agents are robust w.r.t. different choices of hyper-parameters for XGBoost [XGBoost Developers, 2022b], and consequently, we settle on the default values. The only exception is the maximum tree depth, which we set to 10. The same maximum tree depth is used for the implementation of random forests. For the exploration factor of TEUCB and TETS, we select  $\nu = 1$ . As for the decision tree (DT) algorithm used for TreeBootstrap, we use the scikit-learn library to employ CART [Breiman et al., 2017], which is free of tunable parameters. This is similar to the implementation presented in the original work on TreeBootstrap [Elmachoub et al., 2017].

Another point we noted during our initial test runs was that accurate predictions seem to be more important than less biased estimates obtained by splitting the previously observed samples into distinct data sets for ensemble fitting and value calculations respectively. Therefore, we use all observed context-reward pairs for both purposes in all experiments with TEUCB and TETS.

In order to avoid unnecessary computations and speed up the runs, TEUCB and TETS do not build new tree ensembles from scratch at each time step. Instead, they only consider which leaves the latest observation assigned in each tree and update the corresponding  $o$ ,  $s^2$ , and  $c$  parameters. Initially, when new observed data points may have a relatively large effect on the optimal tree ensemble, re-building happens more frequently. However, as the effect that the data points are expected to have on the tree architectures degrades over time, less re-building takes place. More precisely, re-building happens when the function  $\lceil 8 \ln(t) \rceil$  increases by one compared to the previous time step.

The experimental results are obtained using an NVIDIA A40 GPU for NeuralUCB and NeuralTS, and a desktop CPU for the other agents. To illustrate the differences in computational performance between the agents, we report the runtime of the neural agents on the same CPU as well.

### 4.2.2 Experimental Results

The results of the experiments described above are presented in Fig. 1 and Table 2. We observe that the tree ensemble methods consistently outperform all other models by a large margin, both with XGBoost and random forest, and yield significantly lower cumulative regrets. Furthermore, TEUCB and TETS tend to perform better than TreeBootstrap on the adult, magic, and mushroom data sets, all of which contain only two arms.

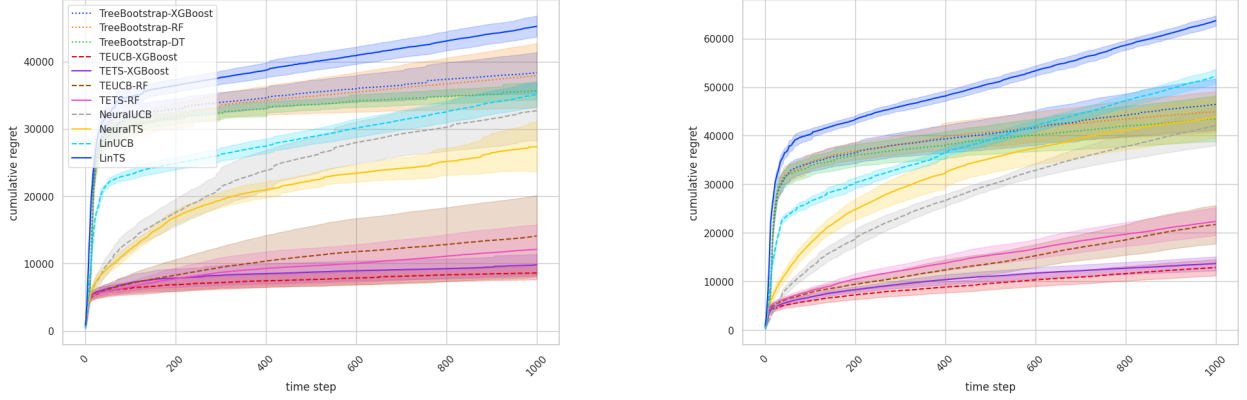
On the shuttle data set, with seven different arms, the TreeBootstrap agents show comparable and even slightly better average performance in terms of regret minimization. It appears that TreeBootstrap’s assigning of a separate tree-based model for each arm is beneficial for this problem. However, this comes at the expense of having to fit multiple models in each time step, which is time-consuming and computationally demanding. Furthermore, its inability to generalize the reward predictions of distinct but related arms may in some cases be disadvantageous, especially for larger arm sets. Comparing TEUCB vs. TETS, and XGBoost vs. random forest, there is no clear winner as they all tend to perform comparable (and very effective) on different data sets. In addition to regret minimization, the CPU experiments indicate that TEUCB and TETS are significantly more efficient than their neural counterparts from a computational perspective. Notably, LinUCB, LinTS, and TreeBootstrap-DT are the most efficient methods in terms of computation. However, they fail to match the level of regret minimization as most other agents for our data sets.

## 4.3 Combinatorial Contextual Bandits

In this section, we investigate the combinatorial contextual bandit methods on a real-world application, where we study two scenarios corresponding to performing the most efficient navigation over the real-world road network of Luxembourg. This problem is crucial with the emergence of electric vehicles to mitigate the so-called range anxiety. Similar navigation problems have recently been studied from a CMAB perspective, but often without contextual information [Åkerblom et al., 2023] or limited to neural bandit methods [Hoseini et al., 2022]. CMAB methods are well-suited to the navigation problem since the traversal time of each road segment can be highly stochastic and dependent on local factors (e.g., road works, traffic congestion, stop lights) about which knowledge may be gathered through sequential interactions with the environment.

Table 2: Average regret accumulated by agents after the final step, with standard deviation, and number of hours required to run one experiment with CPU and GPU, respectively.

	Adult	Magic	Mushroom	Shuttle
<u>TEUCB-XGBoost</u>				
Mean	<b><u>1532.5</u></b>	1685.7	69.2	171.4
SD	$\pm 27.8$	$\pm 27.7$	$\pm 8.6$	$\pm 40.0$
CPU	0.13	0.14	0.09	0.08
GPU	-	-	-	-
<u>TETS-XGBoost</u>				
Mean	1548.0	1703.2	78.6	165.7
SD	$\pm 30.9$	$\pm 25.2$	$\pm 11.8$	$\pm 31.2$
CPU	0.13	0.14	0.09	0.08
GPU	-	-	-	-
<u>TEUCB-RF</u>				
Mean	1550.6	<b><u>1678.5</u></b>	58.2	190.8
SD	$\pm 32.9$	$\pm 31.3$	$\pm 10.9$	$\pm 68.9$
CPU	0.12	0.13	0.10	0.12
GPU	-	-	-	-
<u>TETS-RF</u>				
Mean	1566.3	1688.6	<b><u>57.7</u></b>	166.3
SD	$\pm 34.2$	$\pm 38.3$	$\pm 8.1$	$\pm 37.1$
CPU	0.12	0.13	0.10	0.12
GPU	-	-	-	-
<u>NeuralUCB</u>				
Mean	1974.0	2155.2	160.8	862.4
SD	$\pm 82.0$	$\pm 39.5$	$\pm 68.9$	$\pm 428.8$
CPU	10	10	7.4	8.1
GPU	1.2	0.68	0.37	1.4
<u>NeuralTS</u>				
Mean	1929.7	2209.5	243.4	853.8
SD	$\pm 68.3$	$\pm 62.2$	$\pm 168.9$	$\pm 340.3$
CPU	10	10	7.4	8.1
GPU	1.2	0.68	0.37	1.4
<u>LinUCB</u>				
Mean	2109.8	2598.4	666.2	1156.3
SD	$\pm 51.8$	$\pm 25.4$	$\pm 14.7$	$\pm 41.3$
CPU	0.02	0.02	0.04	0.11
GPU	-	-	-	-
<u>LinTS</u>				
Mean	2253.2	2703.8	892.2	1263.0
SD	$\pm 37.7$	$\pm 30.4$	$\pm 18.6$	$\pm 22.1$
CPU	0.02	0.02	0.04	0.11
GPU	-	-	-	-
<u>TreeBootstrap-XGBoost</u>				
Mean	1693.2	1836.1	91.6	164.1
SD	$\pm 18.8$	$\pm 36.7$	$\pm 5.6$	$\pm 24.4$
CPU	0.97	1.2	0.10	0.27
GPU	-	-	-	-
<u>TreeBootstrap-RF</u>				
Mean	1584.3	1722.9	82.5	<b><u>161.9</u></b>
SD	$\pm 32.5$	$\pm 28.0$	$\pm 3.3$	$\pm 29.2$
CPU	3.8	4.2	1.8	4.2
GPU	-	-	-	-
<u>TreeBootstrap-DT</u>				
Mean	2187.2	2473.3	168.9	216.0
SD	$\pm 57.1$	$\pm 35.3$	$\pm 11.0$	$\pm 22.9$
CPU	0.08	0.09	0.04	0.08
GPU	-	-	-	-



(a) Cumulative regret on paths problem instance 1

(b) Cumulative regret on paths problem instance 2

Figure 2: Experimental results on real-world road network navigation in Luxembourg. Fig. 2b shares the legend provided in Fig. 2a.

#### 4.3.1 Implementation

We model the road network of Luxembourg via graph  $\mathcal{G}(\mathcal{V}, \mathcal{E})$ , with  $|\mathcal{V}| = 2,247$  vertices and  $|\mathcal{E}| = 5,651$  edges. The vertices represent intersections in the road network, and the edges represent individual road segments connecting the intersections. In this scenario, edges correspond to base arms, and paths (i.e., ordered sequences of edges) correspond to super arms. Each vertex has a coordinate consisting of longitude, latitude, and altitude values. For all edges  $e \in \mathcal{E}$ , the contextual vector  $\mathbf{x}_e$  describes each road segment in the network. The agent is presented with a vector containing contextual data according to Table 3.

Table 3: The variables included in the contextual vector describing each edge in the graph, presented to the agent when navigating in the road network.

Variable	Description
$x$	Start position along x-axis.
$y$	Start position along y-axis.
$z$	Start position along z-axis.
$x'$	End position along x-axis.
$y'$	End position along y-axis
$z'$	End position along z-axis
$\sqrt{(x - x')^2}$	Euclidean distance along x-axis.
$\sqrt{(y - y')^2}$	Euclidean distance along y-axis.
$\sqrt{(z - z')^2}$	Euclidean distance along z-axis.
speed_limit	Maximum speed limit
stop	A boolean if edge includes a stop
time	The current time of day

Edge traversal times have been collected using the Luxembourg SUMO Traffic (LuST) simulation scenario [Codeca et al., 2015]. The recorded edge traversal times are used to form kernel density estimators (KDE) [Węglarczyk, 2018] for each edge. If an edge does not contain any recorded traversals, the expected traversal time is set to the length of the edge divided by the speed limit. At each time step  $t$ , the time of day is randomly sampled, and used for updating the expected travel times of all edges and the corresponding KDE’s. We generate edge-specific feedback by individually sampling travel times from the KDE of each edge on the chosen path.

As the graph contains more than 5,000 edges, the agents need to learn how the contextual features impact the expected travel time. The road types in the graph are highways, arterial roads, and residential streets, with a total length of 955 km. In our experiments, we specifically study two problem instances (characterized by different start and end nodes), referred to as problem instance 1 and problem instance 2. The paths selected by the different agents during a single run are visualized for problem instance 1 in Fig. 3.

An agent predicts the expected travel time for each of the edges in the graph, and then solves the shortest path problem using Dijkstra’s algorithm [Dijkstra, 1959]. The agents are evaluated based on the sum of the expected travel times for all edges forming the traversed path compared to the expected travel time of the optimal path  $\mathcal{S}^*$ .

For this experiment, the neural agents utilize a neural network with two hidden layers, both containing 100 fully connected neurons. A dropout probability of 0.2 is used and after a parameter search over the same sets of values as in Section 4.2.1, we set  $\lambda = 0.1$  and  $\nu = 0.001$ . Furthermore, the network is trained over 10 epochs with the option of early stopping if the MSE loss does not tend to keep improving. We implement the tree ensemble bandits utilizing XGBoost and random forest regressors with maximum tree depths of 10; all other hyper-parameters being set to their default values. The number of trees is set to  $N = 100$  for all agents with tree ensembles, and the initial random selection is set to  $T_I = 10$ . An exploration factor of  $\nu = 1$  is being used for TEUCB and TETS and the frequency of re-building their tree ensembles is the same as described in Section 4.2.1.




Figure 3: The road network of Luxembourg shows the trajectories of different agents for the experiment on problem instance 1, where the corresponding cumulative regret is presented in Fig. 2a.

### 4.3.2 Experimental Results

Fig. 2 shows the results of the TEUCB and TETS methods along with the baselines. The road network and the agents' traversals are presented in Fig. 3. The frequently an edge has been traversed is indicated by the red saturation, where more traversals correspond to a higher saturation. It is worth noting that LinUCB, LinTS, and the TreeBootstrap require excessive exploration as their models are edge-specific. On the contrary, TETS, TEUCB, NeuralTS, and NeuralUCB train one model with the possibility of generalizing the expected travel time predictions over different edges. We observe that using both XGBoost and random forest, TEUCB and TETS significantly outperform the other methods. In this setting, if an agent can generalize well what it has learned from one arm's reward distribution to the other arms, it then can effectively avoid over-exploration, as indicated by both the regret plots in Fig. 2 and the agent's specific path selections in Fig. 3. Comparing the two different tree ensemble methods, XGBoost seems to perform better on the navigation task compared to random forest in the TEUCB and TETS frameworks.

The neural methods tend to outperform LinUCB and LinTS. Compared to TreeBootstrap, however, the advantage is less clear, and seems to depend on the particular time horizon  $T$ . NeuralUCB and NeuralTS tend to learn faster, which is unsurprising since they can generalize reward predictions over different specific arms. After an initial period of heavy exploration, however, the TreeBootstrap agents appear to make good path selections more frequently, and yield cumulative reward curves that are more similar to those of TEUCB and TETS in slope.

All the agents were run on a single desktop CPU, apart from NeuralUCB and NeuralTS, which were run on an NVIDIA A40 GPU. NeuralTS and NeuralUCB tend to require large networks and substantial hyper-parameter tuning to achieve

deliberate exploration, which can make them time-consuming while running and searching for good parameter values. In terms of run-time, the experiments took about an hour on the GPU for a neural agent. It is also noticeable that the neural agents appear to be sensitive to the weight initialization of the networks, which leads to higher variance (see Fig. 2). In contrast, TETS and TEUCB achieve solid results for a large range of parameter settings, yield smaller regret, and tend to run at comparable speed on a single CPU. The experiments with TEUCB and TETS took about 1.5 hours with XGBoost, and 5 hours using random forest as the tree ensemble method. The run-time of TreeBootstrap also tends to depend heavily on the particular tree model used. With a single decision tree per arm, the experiments took 0.5 hour, which is about the same as LinUCB and LinTS. Using tree ensembles, they took about 4 and 20 hours with XGBoost and random forests, respectively.

We note that TreeBootstrap with tree ensembles may have lower runtimes. Elmachetou et al. [2017] propose a trick to speed up this method with a computational shortcut called TreeHeuristic. However, as acknowledged, its effectiveness is affected by some shortcomings including the inability to generalize over different but related arms through contextual information.

## 5 Conclusion

We developed a novel framework for contextual multi-armed bandits using tree ensembles. Within this framework, we incorporated the two commonly used methods for handling the exploration-exploitation dilemma: UCB and Thompson Sampling. Furthermore, we extended the framework to handle combinatorial contextual bandits, enabling more complex action selection at each time step.

To demonstrate the effectiveness of the framework, we conducted extensive experiments on benchmark datasets using the XGBoost and random forest algorithms. Additionally, we utilized it for navigation over stochastic real-world road networks.

## Acknowledgments

The computations and data handling were enabled by resources provided by the National Academic Infrastructure for Supercomputing in Sweden (NAISS), partially funded by the Swedish Research Council through grant agreement no. 2022-06725. The work of Niklas Åkerblom was partially funded by the Strategic Vehicle Research and Innovation Programme (FFI) of Sweden, through the project EENE (reference number: 2018-01937).

## References

- Aleksandrs Slivkins. Introduction to multi-armed bandits. *Foundations and Trends® in Machine Learning*, 12(1-2): 1–286, 2019. ISSN 1935-8237. doi:10.1561/22000000068.
- Zheqing Zhu and Benjamin Van Roy. Scalable neural contextual bandit for recommender systems. In *Proceedings of the 32nd ACM International Conference on Information and Knowledge Management, CIKM '23*, page 3636–3646, New York, NY, USA, 2023. Association for Computing Machinery. ISBN 9798400701245. doi:10.1145/3583780.3615048.
- Dongruo Zhou, Lihong Li, and Quanquan Gu. Neural contextual bandits with UCB-based exploration. In *Proceedings of the 37th International Conference on Machine Learning*, volume 119 of *Proceedings of Machine Learning Research*, pages 11492–11502. PMLR, 13–18 Jul 2020.
- Weitong Zhang, Dongruo Zhou, Lihong Li, and Quanquan Gu. Neural thompson sampling. In *International Conference on Learning Representations*, 2021.
- Ian Osband, Zheng Wen, Seyed Mohammad Asghari, Vikranth Dwaracherla, Morteza Ibrahimi, Xiuyuan Lu, and Benjamin Van Roy. Epistemic neural networks. *arXiv preprint arXiv:2107.08924*, 2021.
- Trevor Hastie, Robert Tibshirani, and Jerome Friedman. *The elements of statistical learning: data mining, inference and prediction*. Springer, 2 edition, 2009.
- Adam N Elmachetou, Ryan McNellis, Sechan Oh, and Marek Petrik. A practical method for solving contextual bandit problems using decision trees. *arXiv preprint arXiv:1706.04687*, 2017.
- Raphaël Féraud, Robin Allesiardo, Tanguy Urvoy, and Fabrice Clérot. Random forest for the contextual bandit problem. In *Proceedings of the 19th International Conference on Artificial Intelligence and Statistics*, volume 51 of *Proceedings of Machine Learning Research*, pages 93–101, Cadiz, Spain, 09–11 May 2016. PMLR.

- Lihong Li, Wei Chu, John Langford, and Robert E. Schapire. A contextual-bandit approach to personalized news article recommendation. In *Proceedings of the 19th international conference on World wide web*. ACM, 2010. doi:10.1145/1772690.1772758.
- Shipra Agrawal and Navin Goyal. Thompson sampling for contextual bandits with linear payoffs. In *Proceedings of the 30th International Conference on Machine Learning*, Proceedings of Machine Learning Research, pages 127–135, Atlanta, Georgia, USA, 17–19 Jun 2013. PMLR.
- Vadim Borisov, Tobias Leemann, Kathrin Sessler, Johannes Haug, Martin Pawelczyk, and Gjergji Kasneci. Deep neural networks and tabular data: A survey. *IEEE Transactions on Neural Networks and Learning Systems*, page 1–21, 2022. ISSN 2162-2388. doi:10.1109/tnnls.2022.3229161.
- Yury Gorishniy, Ivan Rubachev, Valentin Khrulkov, and Artem Babenko. Revisiting deep learning models for tabular data. In *Advances in Neural Information Processing Systems*, pages 18932–18943. Curran Associates, Inc., 2021.
- Leo Grinsztajn, Edouard Oyallon, and Gael Varoquaux. Why do tree-based models still outperform deep learning on typical tabular data? In *Advances in Neural Information Processing Systems*, pages 507–520. Curran Associates, Inc., 2022.
- Xiuyuan Lu and Benjamin Van Roy. Ensemble sampling. In *Advances in Neural Information Processing Systems*. Curran Associates, Inc., 2017.
- Nicolò Cesa-Bianchi and Gábor Lugosi. Combinatorial bandits. *Journal of Computer and System Sciences*, 78(5): 1404–1422, 2012. ISSN 0022-0000. doi:10.1016/j.jcss.2012.01.001. JCSS Special Issue: Cloud Computing 2011.
- Hendrik Blockeel, Laurens Devos, Benoît Frénay, Géraldine Nanfack, and Siegfried Nijssen. Decision trees: from efficient prediction to responsible ai. *Frontiers in Artificial Intelligence*, 6, 2023. ISSN 2624-8212.
- Yadolah Dodge. *The Concise Encyclopedia of Statistics*, pages 66–68. Springer New York, New York, NY, 2008. ISBN 978-0-387-32833-1. doi:10.1007/978-0-387-32833-1\_50.
- Peter Auer, Nicolò Cesa-Bianchi, and Paul Fischer. Finite-time analysis of the multiarmed bandit problem. *Machine Learning*, 47(2):235–256, 2002. ISSN 1573-0565. doi:10.1023/A:1013689704352.
- William R. Thompson. On the likelihood that one unknown probability exceeds another in view of the evidence of two samples. *Biometrika*, 25(3/4):285–294, 1933. ISSN 00063444.
- Lihong Li. Generalized thompson sampling for contextual bandits. *arXiv preprint arXiv:1310.7163*, 2013.
- XGBoost Developers. Xgboost documentation: Prediction. <https://xgboost.readthedocs.io/en/stable/prediction.html>, 2022a. [Accessed 2024-02-09].
- Tianqi Chen and Carlos Guestrin. Xgboost: A scalable tree boosting system. In *Proceedings of the 22nd ACM SIGKDD International Conference on Knowledge Discovery and Data Mining*, KDD ’16. ACM, 2016. doi:10.1145/2939672.2939785.
- F. Pedregosa, G. Varoquaux, A. Gramfort, V. Michel, B. Thirion, O. Grisel, M. Blondel, P. Prettenhofer, R. Weiss, V. Dubourg, J. Vanderplas, A. Passos, D. Cournapeau, M. Brucher, M. Perrot, and E. Duchesnay. Scikit-learn: Machine learning in Python. *Journal of Machine Learning Research*, 12:2825–2830, 2011.
- Markelle Kelly, Rachel Longjohn, and Kolby Nottingham. The uci machine learning repository, n.d.
- R. Bock. MAGIC Gamma Telescope. UCI Machine Learning Repository, 2007. URL <https://doi.org/10.24432/C52C8B>.
- Statlog (Shuttle). UCI Machine Learning Repository, n.d. URL <https://doi.org/10.24432/C5WS31>.
- Mushroom. UCI Machine Learning Repository, 1987. URL <https://doi.org/10.24432/C5959T>.
- Barry Becker and Ronny Kohavi. Adult. UCI Machine Learning Repository, 1996. URL <https://doi.org/10.24432/C5XW20>.
- XGBoost Developers. Xgboost documentation: Parameters. <https://xgboost.readthedocs.io/en/stable/parameter.html>, 2022b. [Accessed 2024-02-09].
- Leo Breiman, Jerome Friedman, Richard Olshen, and Charles Stone. *Classification And Regression Trees*. 10 2017. ISBN 9781315139470. doi:10.1201/9781315139470.
- Niklas Åkerblom, Yuxin Chen, and Morteza Haghir Chehreghani. Online learning of energy consumption for navigation of electric vehicles. *Artificial Intelligence*, 317:103879, 2023. doi:10.1016/j.artint.2023.103879.
- Fazleeh Hoseini, Niklas Åkerblom, and Morteza Haghir Chehreghani. A contextual combinatorial semi-bandit approach to network bottleneck identification. *arXiv preprint arXiv:2206.08144*, 2022.

- Lara Codeca, Raphael Frank, and Thomas Engel. Luxembourg sumo traffic (lust) scenario: 24 hours of mobility for vehicular networking research. In *2015 IEEE Vehicular Networking Conference (VNC)*, pages 1–8, 2015. doi:10.1109/VNC.2015.7385539.
- Stanislaw Weglarczyk. Kernel density estimation and its application. *ITM Web of Conferences*, 23:00037, 2018. doi:10.1051/itmconf/20182300037.
- E.W. Dijkstra. A note on two problems in connexion with graphs. *Numerische Mathematik*, 1:269–271, 1959.