

Transfer learning with generative models for object detection on limited datasets

M. Paiano¹, S. Martina^{2,3}, C. Giannelli¹, F. Caruso^{2,3,4}

¹Department of Mathematics and Computer Science, University of Florence, Viale Morgagni 67/a, I-50134 Florence, Italy

²Department of Physics and Astronomy, University of Florence, Via Sansone 1, I-50019 Sesto Fiorentino, Italy

³European Laboratory for Non-Linear Spectroscopy (LENS), University of Florence, Via Nello Carrara 1, Sesto Fiorentino, I-50019, Italy

⁴Istituto Nazionale di Ottica, Consiglio Nazionale delle Ricerche (CNR-INO), I-50019 Sesto Fiorentino, Italy

E-mail: matteo.paiano@unifi.it, stefano.martina@unifi.it,
carlotta.giannelli@unifi.it, filippo.caruso@unifi.it

Abstract. The availability of data is limited in some fields, especially for object detection tasks, where it is necessary to have correctly labeled bounding boxes around each object. A notable example of such data scarcity is found in the domain of marine biology, where it is useful to develop methods to automatically detect submarine species for environmental monitoring. To address this data limitation, the state-of-the-art machine learning strategies employ two main approaches. The first involves pretraining models on existing datasets before generalizing to the specific domain of interest. The second strategy is to create synthetic datasets specifically tailored to the target domain using methods like copy-paste techniques or ad-hoc simulators. The first strategy often faces a significant domain shift, while the second demands custom solutions crafted for the specific task. In response to these challenges, here we propose a transfer learning framework that is valid for a generic scenario. In this framework, generated images help to improve the performances of an object detector in a few-real data regime. This is achieved through a diffusion-based generative model that was pretrained on large generic datasets, and is not trained on the task-specific domain. We validate our approach on object detection tasks, specifically focusing on fishes in an underwater environment, and on the more common domain of cars in an urban setting. Our method achieves detection performance comparable to models trained on thousands of images, using only a few hundreds of input data. Our results pave the way for new generative AI-based protocols for machine learning applications in various domains, for instance ranging from geophysics to biology and medicine.

Keywords: Object Detection, Transfer Learning, Generative AI, Diffusion Models, Deep Learning

1. Introduction

Machine Learning (ML) is the area of artificial intelligence that involves the development of models that are trained on data to perform specific jobs. In the last few years, we are witnessing a growing interest in generative models as powerful tools in the context of ML. Generative models are capable of estimating the unknown probability distribution underlying the training dataset, in order to generate samples from such distribution. Some of the research works in this field [24] include Gaussian Mixture Models, Hidden Markov Models, Latent Dirichlet Allocation, Boltzmann Machines and, lately, Variational Autoencoders and Generative Adversarial Networks (GANs) [50]. More recently, *diffusion* models emerged as a new family of generative models [59], overcoming GANs as the most adopted and powerful generative models in image generation tasks [10]. They are designed according to three main formulations: Denoising Diffusion Probabilistic Models (DDPMs), Score-based Generative Models (SGMs), or Stochastic Differential Equations (SDEs). In all these approaches, the main concept is that the images of the training dataset are progressively perturbed with random noise in a fixed process (called *diffusion*) where all the information is destroyed, and the images at the end of the process belong to an uninformative distribution (usually a standard multivariate Gaussian distribution). Afterward, the process is reversed with a parametrized ML model that estimates the unknown original data distribution. The trained model can then generate novel data samples belonging to an approximation of the original distribution. The most commonly adopted DDPMs use two Markov chains for the forward and backward training processes, respectively.

Given the late increasing amount of works on generative models for image generation, we are interested in employing them in novel valuable scientific applications. For instance, *object detection* is the image processing task that consists in the identification of object instances within images [65]. One of the traditional ML approaches is *supervised learning* that requires the input data to be labelled with the desired output of the model to be trained. The model learns to extract statistical *features* (patterns that capture relevant information about the content of an image) and to predict *labels* for each input. For ML object detection, labels are in the form of coordinates of bounding boxes around each target, along with identifications of objects types called *classes*. This means that for training ML models, it is desirable to have access to large amounts of correctly labelled data, but the labelling work is burdensome, and the availability of high quality annotated datasets is scarce, especially for crowded scenarios or specialized contexts. In fact, data scarcity, along with high model complexity, contributes to *overfitting*: the model learns features that are too specific to the training set, sacrificing generalization capabilities on the unseen data. To tackle this challenge, various techniques revolve around the notion of dataset *domain*, defined as the joint probability distribution of the feature-label space [17].

The most common strategy to addresses the problem of data scarcity in any ML problem in general, and in computer vision tasks in particular, is *data*

augmentation, which extract more information from the training datasets and enhance their diversity [52]. In detail, it consists in an image manipulation process that creates new images by applying on the existing dataset operations such as color space transformations, scene cropping, noise injection or affine transformations (translations, rotations, etc. . .). Another way to artificially expand the size and diversity of the dataset strongly relies on domain knowledge and consists in the construction of *synthetic data* that mimic the global distribution of real data instances [21]. However, such data synthesizers are typically domain-specific, hard to implement, and they require a deep knowledge of the real context captured by the images. Thus, the cost of producing photorealistic images undermines the core advantage of synthetic data, which is the availability of large labeled data sets for free. The data augmentation techniques can be thought as an equivalent of the role of imagination in humans, where alterations of the available dataset are imagined [52]. In fact, imagination is shown to be important in learning tasks for humans, and forming mental images helps in memory related tasks [41]. In particular, for object detection tasks, there is evidence that the lack of imagination in aphantasic subjects (people unable to create mental imagery) have a negative impact on the performances of these tasks [42, 43].

Augmentations and synthesizers introduce variability, but data still belongs to the existing domain. An alternative approach is *domain randomization* [55], which change the domain fundamental distribution (e.g. by randomizing foreground textures, lighting conditions, backgrounds and occlusions). This forces the model to focus only on the essential features, by interpreting the real-world data just as another variation among the synthetic data. However, this technique still demands to be familiar with the tools necessary to implement the simulation. An easier approach is to copy and paste real images of objects onto background images [16], but this arises the challenge for accurate segmentation of the objects to be copied.

The previous approaches rely on the assumption that both train and test datasets are drawn from the same (possibly randomized) data distribution, otherwise the model will underperform on the test set due to a phenomenon known as *domain shift*. To counter this problem, the common strategy is called *transfer learning* [64]. The idea is based on the generalization theory of transfer of training, studied within the framework of educational psychology [35]. According to this theory, engaging with a new activity by establishing connections with previous experiences enhances the learning process. For instance, students that studied Latin learn related languages (e.g., German) more easily [5]. Inspired by this concept, transfer learning in ML aims to enhance model performances by transferring knowledge from one domain (referred to as the *source*) to another (the *target*), thereby reducing the need for domain-specific data in the target domain. One effective approach involves training a model on a specific task, such as feature extraction from a particular dataset, and subsequently applying it to extract features in a different domain. If images from the target domain are available, another common technique initially trains the model on the source dataset and then conducts a *fine-tuning* stage, i.e. a re-training of part (or all) of the pretrained model using

new data from the target domain [8]. Some examples of transfer learning include, but are not limited to, image classification in the medical field [13, 33], detection of gravitational waves [23] and material properties prediction [34]. For an extensive review of transfer learning applications, one can consult Ref. [31]. Transfer learning can be split into two main categories: *homogeneous*, when the source and target domains share the same features space, and *heterogeneous*, otherwise [12]. Within homogeneous transfer learning, a subcategory known as *domain adaptation* [38] addresses scenarios where the feature spaces exhibit different distributions and aims to minimize the gap between the two domains. An illustrative example of domain adaptation is the transfer of knowledge from real pictures to cartoon images [63]. Despite sharing the same feature spaces, the distributions of colors and shapes between the two domains differ.

In many scientific areas, detection tasks can also be useful for research activities. Some examples are the counting of microorganisms [60], the monitoring of animals in the wild [2, 1] and plants phenotyping [25]. In this work, we focus on the problem of training object detectors on domains where the availability of data is scarce. For instance, in the context of marine biology, it is crucial to be able to monitor wild fishes and, in general, to properly support environmental monitoring and protection. For research works where this task was addressed with deep learning techniques see, e.g., Refs. [57, 39, 9, 40]. However, the availability of data in this field is not of great extent [14, 56, 20]. To resolve this issue, some works addressed the data scarcity with the aid of simulators to generate synthetic data [32, 46]; other solutions have been found in the context of transfer learning from other domains [53].

In this paper, we investigate a novel strategy that merges the fields of generative models and object detection. While generative models have been proven successful in generating data for training classifiers [3], their application in the realm of object detection has been less explored. The challenge arises when attempting to generate images suitable for object detectors, as it necessitates the representation of targets within specific layouts, adhering to bounding box positions crucial for supervised training. This issue is formulated as *Layout-to-Image (L2I)* generation. Traditional generative models, however, faced limitations in generating images with such constraints. To avoid this challenge, some prior approaches employed GANs for performing *style transfer*, a form of domain adaptation, on the training set [62, 29]. Nonetheless, this method relies on an existing training set, whether synthetic or real, and does not truly generate entirely new images. The first attempt to address the L2I problem was made by Layout2Im [61], but it is only in recent times, notably with GLIGEN [36], that the generation of constrained images has reached a satisfactory level of quality. It is worth emphasizing that the existing literature has explored the problem within the realm of generative models, without application to the object detection task.

We propose to leverage a L2I model to generate abundant labeled data for free, ready for the training of an object detector. To further alleviate the dependence on real labeled data, we intentionally choose not to train the generation model specifically for the real target domain. In particular, we exploit GLIGEN, which is peculiarly built

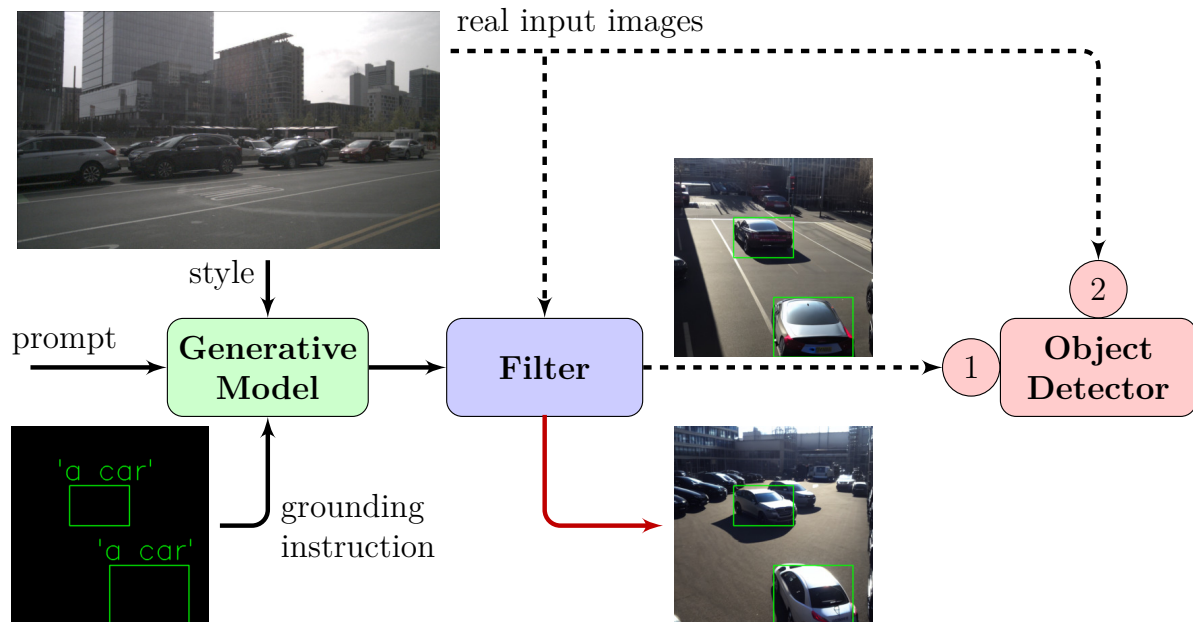


Figure 1: **Transfer learning for object detection with generative models.** We employ a L2I pretrained model to generate images for transfer learning to an object detector. We can filter out suboptimal generated images based on benchmark metrics. For instance, the image along the red arrow is discarded because the generative model has depicted many cars outside the bounding boxes designated in the grounding instruction. With the remaining generated images, we pretrain the object detector, followed by a fine-tuning on the real dataset. Dashed lines indicate the data used for training the models.

upon existing models pretrained on large-scale web data. This endows GLIGEN with the inherent knowledge derived from other extensive and diverse datasets, facilitating the representation of novel concepts not encountered during its training, aligning seamlessly with our objectives. This sets GLIGEN apart from prior L2I generative models, which were typically confined to be trained on datasets tailored to specific tasks. Furthermore, the inherent value of this strategy lies in its potential applicability to diverse domains without the explicit requirement of training the generator on each individual domain.

In detail, our architecture, illustrated in Fig. 1, adopts a two-step process. Initially, the object detector undergoes training exclusively on generated images, followed by a subsequent fine-tuning stage using only the limited real dataset. The rationale behind this process is to facilitate transfer learning, enabling the model to exploit a large amount of available data in a source domain, here the domain of generated images, to correctly detect data from the target domain, here the domain of real images, for which the amount of training data is limited. Moreover, we designed an optional filtering strategy to assess the impact of the generated dataset on the object detector and to select the most suitable images for its pretraining. To assess the effectiveness of our approach, we evaluate it on two different detection domains: cars and fishes in urban and underwater

environments, respectively. The reason for this choice is to compare the effectiveness of the proposed approach on a common domain with high data availability (the former) with another domain with data scarcity and interesting for the scientific community (the latter).

The structure of the paper is as follows: our transfer learning approach with pretrained generative models is detailed in Secs. 2 and 3. In Sec. 4 the filtering strategies are introduced. Sec. 5 shows the real datasets selected for our tests, while Sec. 6 presents some numerical results. Finally, Sec. 7 concludes the paper with some final remarks and outlooks.

2. Generative model

Our pipeline is designed to be sufficiently generic, provided that the generator is of the L2I type, and it is capable to generalize to diverse domains. At the best of our knowledge, only GLIGEN satisfies these requirements in the current state-of-the-art.

In the context of GLIGEN, the generation process is guided by an instruction $\mathbf{y} = (\mathbf{c}, \mathbf{e})$ that the model follows to create a scene with the desired concepts in specific locations. The instruction comprises a *prompt* \mathbf{c} , a written description of the image content, and a *grounding instruction* $\mathbf{e} = [(e_0, \mathbf{l}_0), \dots, (e_N, \mathbf{l}_N)]$. Each \mathbf{l}_i represents the bounding box coordinates around the object e_i that should be depicted within. These objects, referred to as *grounding entities*, can be described either by text or by a reference real image. In Sec. 6, we will present an ablation study comparing the description of grounding entities through text versus real images. This comparison aims to assess which grounding entity type produces targets best suited for detection in the domain of interest. Regardless of their nature, both kinds of grounding entities are encoded by a pretrained CLIP [47], which is a model trained on vast web-scale data to predict associations between images and corresponding texts, and vice versa. Renowned for its ability to make predictions on concepts not explicitly encountered during training, CLIP encoding is leveraged by GLIGEN, achieving the generalized representation abilities we are seeking. Additionally, associating a reference image as e_i with an image edge as the corresponding \mathbf{l}_i facilitates a consistent style transfer from the real to the generated domain. We leverage this feature to achieve backgrounds that closely resemble the originals.

Throughout the remainder of our paper, the grounding instruction corresponds to what in the realm of object detection is referred to as *ground truth*, which is the list of all dataset labels (i.e. bounding boxes and classes of every target). To automatically choose each \mathbf{l}_i , we start by collecting the real dataset’s ground truth information from a small set of labeled sample shots. Subsequently, we conduct a statistical analysis to estimate the means and variances of the bounding box parameters (i.e. positions, shapes, and number per image) within the original dataset. Following this, we randomly sample from Gaussian distributions using the estimated means and variances, to get plausible parameters for the ground truth to generate.

Therefore, as represented on the left part of Fig. 1, to generate a new image we supply GLIGEN with the following inputs: a text prompt, a desired grounding instruction, an image from the real dataset to get style transfer. The details on the use of the generation model on example datasets is described in Sec. 5.

3. Object detector

Our pipeline is general enough to also accept any kind of object detector. For our tests, we opted for the traditional Faster R-CNN [48] which is a region-based model (which gives the letter “*R*” in the name). We recall that a Faster R-CNN is mainly composed of two parts, called *backbone* and Region Proposal Network (RPN).

The backbone uses Convolutional Neural Networks (CNNs), models capable of extracting relevant features, to transform an input image into two-dimensional tensors known as *feature maps*. The RPN overlays the feature maps with a set of bounding boxes, referred to as *anchors*. On each anchor, the network conducts *objectness classification*, which distinguishes generic objects from the background. Subsequently, the anchors containing objects are submitted to a standard neural network classifier for multiclass classification.

In practice, Faster R-CNN is often trained in a transfer learning setting. One common approach involves pretraining the entire model on a standard detection dataset (e.g., COCO [37]) and subsequently fine-tuning it on the specific domain of interest. However, to avoid biases, we choose not to pretrain on other detection datasets, in order to focus on the contribution of generated data only. Besides, in [28] it is demonstrated that training the entire Faster R-CNN on synthetic images leads to significantly poorer performance compared to training on real data. Conversely, freezing a pretrained feature extractor and exclusively training the remaining parts of the detector results in a considerable performance improvement. Therefore, we freeze a pretrained backbone, and we randomly initialize the RPN weights. Finally, it is worth noting that the backbone can be pretrained on a dataset not necessarily tailored for object detection, thus reducing the need for costly labeling. In detail, in our analyses, we opted to use as backbone a ResNet-50 [26] —a renowned 50 layers deep CNN—pretrained on ImageNet [49], a famous image classification dataset which has become the de facto standard for the pretraining of a CNN [30].

Overall, our Faster R-CNN has 41 370 911 weights, of which 23 454 912 belong to the backbone and are frozen. The remaining weights are trained with Stochastic Gradient Descent (SGD) with momentum, which updates the weights θ_t at time t , aiming to minimize a loss function L with the iterative equations:

$$\begin{aligned} b_0 &= 0 , \\ b_t &= \mu b_{t-1} + \nabla_{\theta} L(\theta_{t-1}) + \lambda \theta_{t-1} , \\ \theta_t &= \theta_{t-1} - \gamma b_t , \end{aligned}$$

involving the so-called *momentum* μ , *weight decay* λ , *learning rate* γ , and $\nabla_{\theta} L$ gradient

of L . The loss to minimize is formed by the contribution of different terms regarding the positioning of the predicted boxes, the objectness classification and the multiclass classification of each box. In our experiments, we set the value of $\mu = 0.9$, while λ is 0.001 during the model pretraining on generated data, and 0.01 for the fine-tuning on the real data. The reason for the latter is that when the model is trained on a limited dataset size, it is more prone to overfitting. We use higher values of μ , that provide higher *regularization*, i.e. a penalization to reduce the model complexity.

Regarding the learning rate, we adopted two different scheduling strategies. During the pretraining step, we retain 15% of the generated data as a *validation* set, a portion of the dataset used to monitor the loss value after each SGD phase over all the remaining training set, i.e. a training *epoch*. Initially, γ is set equal to 0.001 and if the value of the validation loss do not improve for 5 epochs, γ is reduced by a factor of 0.1. Moreover, we adopt also an *early stopping* strategy where the detector is trained for a maximum of 200 epochs until the validation loss stops decreasing for at least 10 epochs. In the end, we keep the weights of the model at the epoch with the minor validation loss value. Conversely, during the fine-tuning step, we adopted the common *1x scheduler* which has a total fixed number of 12 epochs, and γ is initialized with a starting value of 0.001, before reducing it by a factor 0.1 at epoch 7 and again at epoch 10. This scheduler does not need a validation set to compute the loss on, which allow us to save data repurposing the real validation set as the test set. We opted to maintain consistent scheduling conditions—and not to further optimize the fine-tuning—to achieve a fair comparison, focusing only on the impact of the pretraining stage in the pipeline.

4. Metrics and filters

We can evaluate the usefulness of the generation process, described in Sec. 2, through a filter. Its role is to select the best images for the pretraining of the object detector, based on benchmark performance metrics. In the current state of the art, the most used metric for evaluating generative models is the Frechet Inception Distance (FID) [27]. It quantifies the similarity and diversity of generated images compared to real data. On the other hand, in the realm of object detection, the main metric to assess the quality of the predictions is known as mean Average Precision (mAP), which is based on the key concepts of precision and recall. In the following, we define how we calculate FID, precision, recall, and the mAP, and we discuss how we use these metrics to filter out suboptimal generated images.

4.1. FID score

The FID score quantifies the similarity between generated and real images, measuring the difference between their feature distributions: X extracted from real images and Y from generated images. These distributions are respectively approximated by two multivariate Gaussian distributions with means μ_X and μ_Y , and covariances Σ_X and

Σ_Y . The FID is thus computed¹ by:

$$d^2 = \|\mu_X - \mu_Y\|^2 + \text{Tr}(\Sigma_X + \Sigma_Y - 2\sqrt{\Sigma_X \Sigma_Y}). \quad (1)$$

In detail, features are extracted by an Inception-V3 model [54] pretrained on ImageNet.

Even if FID is usually considered as the conventional metric of generative models, its effectiveness in evaluating images used for training object detectors has not been thoroughly explored. Although lower FID values indicate better image quality, it remains unknown whether this directly correlates with improved performances for pretraining an object detector. To perform this analysis, we introduce a FID-based filter, which retains only those images that yield a FID score below a certain threshold. To implement it, we compute the FID score between the generated and the real datasets. Then, we iteratively remove one image from the generated dataset, and we re-calculate the FID with the real dataset. If this new FID is lower than the previous FID value, then we definitively remove that image, responsible for distancing the feature distributions between generated and real datasets. Otherwise, the image is kept into the generated dataset.

4.2. Precision-Recall


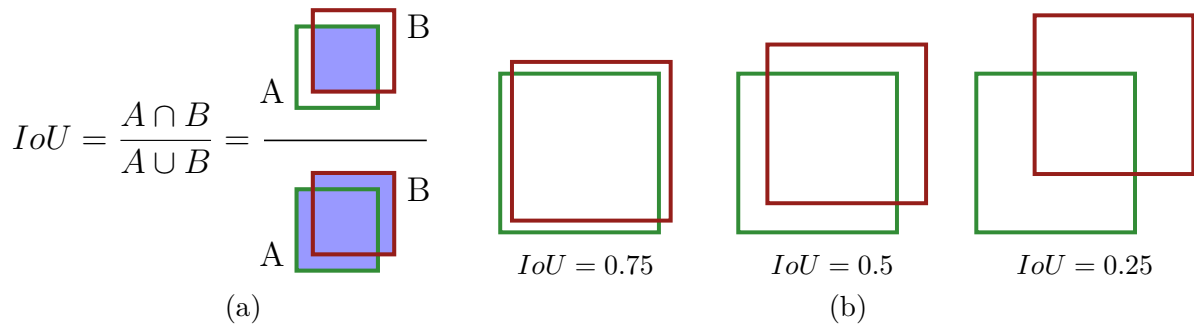
To define precision and recall in the context of object detection, we leverage the notion of *Intersection over Union (IoU)*, which quantifies the similarity between a ground truth and a predicted bounding box. It is computed, as depicted in Fig. 2a, with the ratio between the area of the two boxes intersection and the area of their union. Its value ranges from 0 to 1: a higher value of IoU denotes a larger overlap between the boxes as visible in the three examples of Fig. 2b. By setting an IoU threshold (typically at 0.5), a prediction box is classified as *True Positive* (TP) if its IoU score is above the considered threshold, *False Positive* (FP) otherwise. Any failure to detect a ground truth counts as a *False Negative* (FN). These values collectively define precision (*prec*) and recall (*rec*) as

$$\text{prec} = \frac{TP}{TP + FP}, \quad \text{rec} = \frac{TP}{TP + FN}. \quad (2)$$

The former measures the correct predictions across all detections and the latter the amount of true targets found among all ground truths.

We propose to employ precision and recall to assess the impact that the generated images may have on the object detector pretraining. Indeed, the L2I models—even the most recent ones—still have some limitations. In particular, they may struggle to adhere to the intended geometric layouts, either drawing targets outside the designated bounding boxes or, conversely, failing to depict the desired objects within them. We want to analyze the generated dataset, identifying potential inconsistencies with the ground truth, in case they may compromise the pretraining of the object detector. We implement a Precision-Recall based filter with another Faster R-CNN initialized with

¹ See the repository <https://github.com/mseitzer/pytorch-fid>.



(c) A target is properly generated, and the filter correctly identifies it with $IoU > 0.5$ as TP, thus Precision and Recall are both 1. (d) A target is wrongly generated on the left. The filter classifies it with $IoU = 0$ as FP, thus Precision and Recall are 0.5 and 1, respectively. (e) The target on the right is not well generated. The filter cannot detect it: it counts as FN, thus Precision and Recall are 1 and 0.5, respectively.

Figure 2: We calculate IoU as defined in (a) to evaluate the overlap (b) between the ground truth (in green) and the predicted boxes (in red). This is used to implement a Precision-Recall filter to automatically identify faithful representations (c) or discrepancies (d, e) between the intended ground truth for generation and the actual generated images.

COCO weights, possibly fine-tuned on the limited real dataset. This filtering Faster R-CNN is then tested on the generated dataset, computing precision and recall for each image. By setting thresholds for these metrics, we selectively retain images in which all targets are strictly generated within the specified bounding boxes. For instance, setting a prediction threshold at 1, ensures that no target is erroneously generated outside the ground truth constraints, discarding the example in Fig. 2d. Similarly, a recall threshold at 1 preserves only those images where targets are correctly generated within the specified bounding boxes, discarding the example in Fig. 2e.

4.3. Mean Average Precision

As we mentioned before, the mAP is the principal metric of interest in the context of object detection. In our analyses, we calculate the mAP on the test set of our real datasets.

First, for a dataset of N classes, we compute N precision-recall curves, one for each individual class. For a class i , this involves ordering the M_i predicted boxes in descending order based on a *confidence* score, which is the probability that the target within M_i is classified as belonging to class i . Then, we compute precision and recall over all images, but considering only the boxes having confidence score greater than a threshold. Such threshold is iteratively decreased, and new values of precision and recall are calculated. Plotting the computed recall values on a x-axis and precision on a y-axis, we get the precision-recall curve for class i . The *average precision* AP_i is computed as follows [45]:

$$AP_i = \sum_{j=1}^{M_i-1} (rec_{i,j+1} - rec_{i,j}) prec_{int}(rec_{i,j+1})$$

$$prec_{int}(rec_{i,j+1}) = \max\{prec(rec_{i,k}) : rec_{i,k} \geq rec_{i,j+1}\}$$

where $j = 1, \dots, M_i$ are the ordered predicted boxes for class i , $rec_{i,j}$ denotes the recall value calculated for class i on the j predicted box, and $prec(rec_{i,j})$ is the precision value corresponding to $rec_{i,j}$. In other words, the AP_i can be seen as the area under an interpolation of the i -th precision-recall curve. At each point, the interpolation considers the maximum precision value for which the recall is greater than or equal to the recall at that specific point on the curve. Finally, the mAP is the mean of all AP_i over the number of classes N . The mAP ranges between 0 and 1: values close to 1 mean that the precision is high also when the recall is increasing. In this case, the number of both false positives and false negatives is low.

5. Real and generated datasets

In this section, we describe the real datasets selected for our tests: NuImages and OzFish. NuImages is representative of a common urban scenario, and serves as a simple testing ground, allowing for initial analyses and illustrative insights into the method’s efficacy. OzFish is one of the few publicly available datasets in marine environment. The presence of fish instances, particularly complex to label and detect since they are prone to overlapping, makes OzFish a valuable benchmark for its unique challenges. Moreover, we also describe the details of how we generate the data used for the pretraining of the detector in the two aforementioned scenarios.

Several datasets have been published to train object detectors in urban environments. For instance, KITTI [22] is the most widely used for autonomous driving research. However, the diversity of its recording conditions is relatively low. Instead, NuImages [6] captures scenes in multiple locations, providing a broader and more varied perspective. Besides, it collects data in both daytime and nighttime scenarios, taking into account various lighting and weather conditions, offering a more realistic and challenging environment for object detection models [18]. The dataset is composed by around 75 000 images, already divided in 60 000 training samples and 15 000 validation samples. It covers up to 25 classes, primarily falling within the broader vehicle and

human macro categories. Without loss of generality, we focused our analysis on the car class, aiming for a less complex scenario, in order to give a simpler overview of our proposed method. Consequently, we narrow down our dataset to include only those images containing instances of the car class. Besides, to simulate a situation with limited data available, we make the assumption of using a subset of the large training dataset. Instead, for the test set, we use all the images originally intended as validation and that contains at least a car instance, to achieve a more statistically meaningful result. In summary, our selected dataset contains 4500 training images at most, and 9073 test images.

To generate each image for the pretraining dataset in the urban scenario, we recall that we need a prompt \mathbf{c} and a grounding instruction $\mathbf{e} = [(e_0, \mathbf{l}_0), \dots, (e_N, \mathbf{l}_N)]$, whose first value e_0 is specifically the real image used for style transfer. With N cars to generate, the other grounding entities e_i , for $i = 1, \dots, N$, are described by the phrase "a car", as shown in Fig. 1. In particular, we use 3644 training images for the style transfer, which may seem a large number, but it actually requires no human labeling intervention. Determining the most effective prompt for guiding the generation process falls within the field of study known as *prompt engineering*, but this is beyond the scope of our current investigation. Instead, to evaluate the potentialities from a non-expert perspective, we opt for the basic prompt " N cars in a urban environment, highly photorealistic", where N is the desired number of cars in a single image. It is crucial to note that although we have demonstrated a generation focused on a single class example, our methodology can be effortlessly extended to a multi-class scenario by appropriately setting different class phrases for the e_i in the grounding instruction.

For our second test scenario, in marine environment, we remark that the task of acquiring high-quality labeled underwater images is challenged by two main factors [58]. On one hand, there are several environment uncontrolled variables, such as water turbidity, uneven illumination, and low contrast. On the other, also intrinsic fish characteristics contributes to the task difficulty, including intra-class variations, color similarity with the background, occlusions, and arbitrary unusual swimming positions. Besides, the rich biodiversity adds complexity to creating a universal dataset for marine ecosystem observation, limiting model applicability across different underwater areas. This is in contrast with the ML requirement for great quantity of good quality training data, and existing datasets, as summarized by [14], often fall short in addressing this requirement. For instance, Fish4Knowledge [19] and Rockfish [11] do not tackle the object detection challenge, mainly addressing it by applying classic post-processing cropping methods, so that each fish results centered and can be identified with a mere object classification approach. The DeepFish [51] dataset surpasses the previous ones by also offering a *semantic segmentation* of fish instances, i.e. the annotation of every pixel belonging to the fish, denoted as *mask*. A Seagrass dataset was used in [15] to demonstrate that ML approaches result in an increased abundance detection compared to human experts. However, all previous dataset presents limitations, either due to poor image resolution (Fish4Knowledge) or because they have a low number of fishes




Figure 3: Fish instances are positioned in identical bounding boxes using three different methods: employing as the GLIGEN grounding entities the text phrase "a fish" (a) or an image of a real fish, as shown in the box in the top right corner of (b); pasting DeepFish masks onto an OzFish background (c).

per image (1 at most for DeepFish and RockFish, not more than 18 on Seagrass).

The OzFish [44] dataset has significantly increased the number of annotated boxes per image, reaching up to hundreds. As stated in [56], this comes with incorrect or missing bounding box annotations. Examples include overlapped annotations on the same target, negligible small bounding boxes, and mislabeling of objects like reefs and floating ropes annotated as fish. Despite these imperfections, the data remains valuable, since the images are more extensively labeled compared to previous datasets, and they also exhibit greater variability in environments and fish positioning, allowing us to address challenges related to turbidity and overlapping. In particular, OzFish consists of around 1800 images and containing around 45000 bounding box annotations. We partitioned the images using an 85% to 15% ratio, resulting in 1500 images for the training set and 265 images for the test set.

For the generated dataset, we decided to explore two distinct approaches, comparing a grounding instruction that relies on text descriptions with another one where example images are used. In the former, each target grounding entity is defined simply by the phrase "a fish" (an example is visible in Fig. 3a); in the latter, we employ as grounding entities one image selected from a set of 16 close-ups of different fish species from the training set (as in Fig. 3b). In both cases, one sample from a set of 128 training pictures without fishes is employed to condition the background style of a single image. The chosen prompt is "blurry fishes in motion, foggy underwater professional photography". In Sec. 6.2, we will compare these two kinds of generated dataset with a common state-of-the-art technique, where a synthetic image is created by copying masks of the real objects and pasting them onto a real background, as in Fig. 3c. To achieve this, we leverage the DeepFish dataset that provides semantic segmentations of fishes. We obtained 207 masks of around 10 different species, and we pasted them on the same 128

images used for the style transfer in the previous approaches. We note that, despite the diversity between OzFish and DeepFish datasets, both feature tropical Australian species. For these three types of approaches, we defined identical desired bounding box positions for all the fish instances to ensure more comparable training scenarios. However, as discussed in Sec. 4, the generation model might struggle to generate all the targets, particularly in cases of overlap, which is a challenge not encountered by the copy-paste method (as an example of this issue, compare the fishes in the bottom left corner between the three images in Fig. 3). Finally, we observe that the fish instances in these three datasets exhibit increasing levels of complexity. Creating a fish with the first method merely requires a text phrase. The second approach demands capturing well-centered pictures of the real targets of interest, which is still a relatively simple task. The third one needs semantic masks of the objects, making it the most laborious method, involving more human intervention than the other two.

For all the aforementioned datasets, both real and generated, we exclude the use of small bounding boxes, specifically ignoring those with an area that is less than 0.2% of the image area. Indeed, it is well-known in the literature that generative models struggle with generating small targets [4], a problem that falls into another research field and is beyond the scope of this study.

To generate the datasets, we have used two computational servers: one with 88 Intel Xeon E5-2699 v4 CPU, 94 Gb of RAM and a Nvidia TITAN RTX GPU with 24 Gb of memory; the second one with 32 AMD Ryzen 9 5950X CPU, 126 Gb of RAM and a Nvidia GeForce RTX 3090 GPU with 24 Gb of memory. The execution time to generate each single image is around 37 seconds on the first machine and 21 seconds on the second one.

6. Results and discussion

To validate our pipeline, we have implemented it in PyTorch, and we have used the same servers specified in Sec. 5 to train several models on both NuImages and OzFish datasets. The training times are around 0.7 seconds per iteration on the first machine, and 0.3 seconds per iteration on the second one. In the following, the details of our analyses are explained. In Fig. 6 we show some examples of prediction in both scenarios.

6.1. NuImages—reducing the need for real data

On NuImages, we show the effectiveness of our transfer learning approach by evaluating the mAP performances of our object detector under different setup conditions, all tested on the same set of 9 073 real images. We also examine the impact of filters on the model training. The Faster R-CNN is pretrained using varying amounts of our generated images—specifically, 750, 1 500, 3 000, 4 500, 6 000, 9 000 and 12 000. For comparison, we report the case where the generated images are not used during pretraining. During this phase, the previously specified quantities correspond to an 85% of the total generated

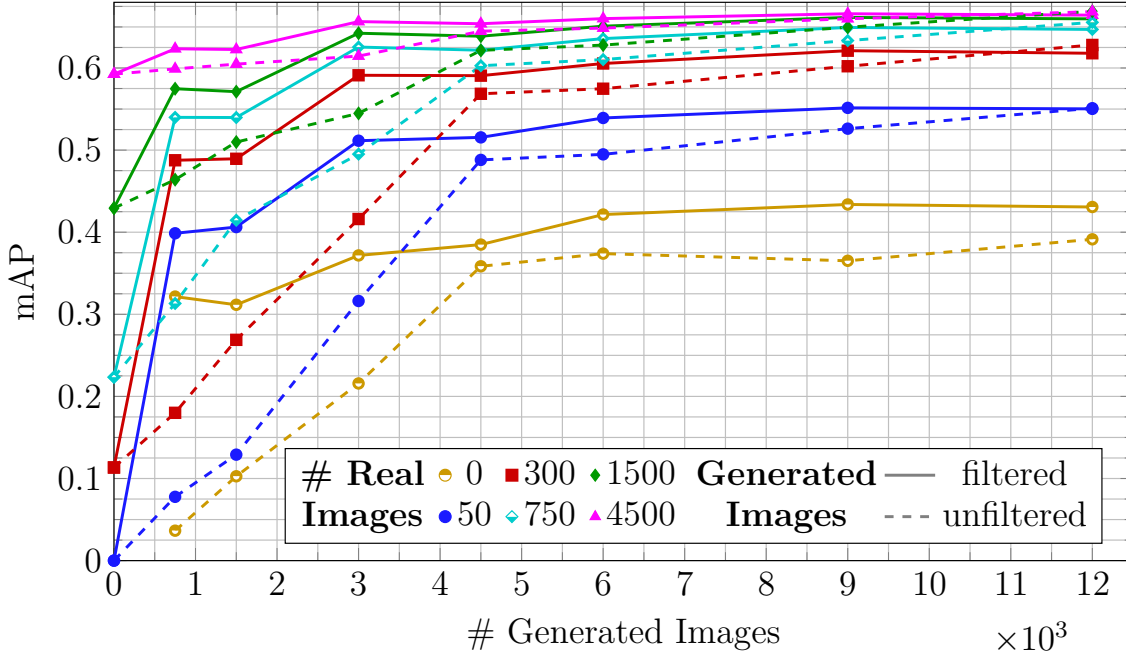


Figure 4: Results of the object detection mAP evaluated on the same NuImages test set, illustrating the impact of pretraining with varying numbers of generated images (x-axis) and subsequent training with different quantities of real images from the NuImages training set (curve color and marker). Solid lines represent results with pretraining on filtered images, while dashed lines depict pretraining on unfiltered images.

images used for each configuration, while the remaining 15% is kept for validation and scheduling purposes. For instance, the second configuration is trained on 1 500 images from the generated set and validated on 265 other images. Subsequently, each of these pretrained models undergoes fine-tuning with various amounts of real images—namely, 50, 300, 750, 1 500, and 4 500. We also considered a model only pretrained on generated images, without any fine-tuning on the real dataset.

In Fig. 4, the x-axis represents the number of generated images used for the initial pretraining, while different colors and markers indicates the numbers of real images used for the fine-tuning step. The y-axis shows the corresponding mAP performances on the real test set for each configuration. Besides, to evaluate the usefulness of our filter, we followed two distinct approaches: one involving the selection of generated images through a Precision-Recall filter (solid curves), and the other employing all generated images, regardless of their quality (dashed curves). Specifically, for both precision and recall, we set the filtering thresholds to 1, aiming to preserve only the most accurate representations of the ground truth during the generation process (this process discarded around 56% of all the images).

Several key observations can be drawn. Unsurprisingly, increasing the number of real images during the fine-tuning results in higher mAP values. In fact, the curves where a higher number of real images is used, consistently appear on top of the ones with

fewer real images. The first observation regarding our approach is that the integration of generated images successfully compensates for the scarcity of real data. For instance, 300 real images combined with 9 000 generated images exhibit performance equivalent to the full dataset of 4 500 real images. More surprisingly, a combination of 300 real images and 750 filtered generated images yields better results than using only 1500 real images. This finding is quite remarkable, suggesting that the contribution of the pretraining is crucial to obtain a good starting point for the fine-tuning of the weights with the real images. This assertion is also supported by the curve indicated with 0 real images, where favorable mAP values can be achieved solely with generated images, even without fine-tuning on real ones. For example, training the detector with 9 000 filtered generated images is comparable to the performance obtained on 1 500 real images. We assume that the good impact of the generated images can be attributed to GLIGEN being trained also with knowledge from the urban domain.

The second observation that we can deduce is that the filter effectively condenses the information from a multitude of generated images into few important ones. Interestingly, the filtered images do not allow for better performance over the unfiltered ones in the long run. In fact, the mAP converges to similar values when pretraining with 12 000 images, both filtered and unfiltered. We make the hypothesis that, for large numbers of generated training images, the model autonomously learns how to ignore the imperfect labeling occurring in the generated images. Conversely, when the size of the training set is small, the model may overfit on these inaccurate data.

In another test, we also evaluate the influence of the FID score on the training of the object detector. We arranged the unfiltered generated images into three mutually exclusive subsets with varying FID scores: 47, 105, and 148. Each subset consisted of 3 000 images for pretraining, with an additional 530 images used for validation. All these configurations are then involved in a fine-tuning step on the same 300 real images of Fig. 4. At the end, we found that there are no significant improvements in training the detector on datasets with different FID scores. Specifically, for all three cases we obtained really similar test detection mAPs comparable with the results of Fig. 4. This is an evidence that, even if the FID score serves as a valuable metric for assessing the overall similarity between real and generated distributions, it may not be the most suitable metric to measure the impact of generated data in object detection tasks. Specifically, the FID calculates distribution distances considering the images as a whole, and not particularly regarding the quality of each single target. For example, we can hypothetically consider two distinct detection datasets having exactly identical images, but one with the correct labeling and the other one with a completely erroneous one. In this scenario, the FID distance between the two datasets would be 0, but their impact on the training of an object detector would be completely different, catastrophic for the wrongly labelled dataset.

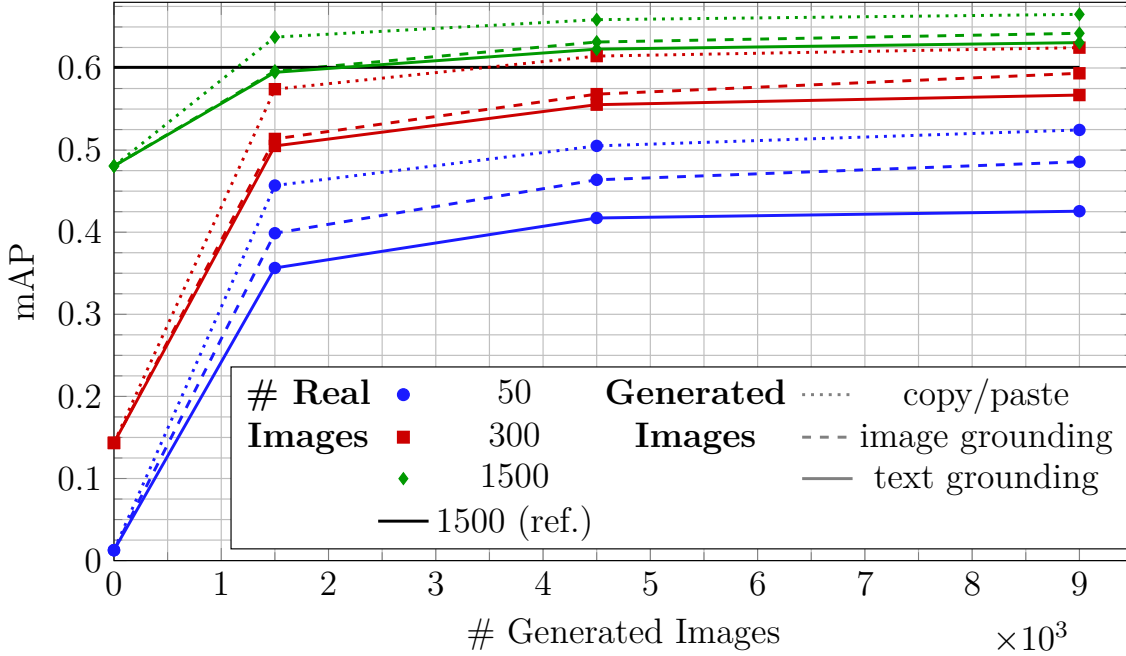


Figure 5: Object detection mAP results on the OzFish real test set, for models pretrained on different quantities of unfiltered generated images (x-axis) and fine-tuned on varying numbers of OzFish training images (specified by the curve color and marker). Dotted curves indicate models pretrained on synthetic copy-paste images. Dashed and solid lines represent the use of images and text as grounding entities, respectively. The black constant solid line reports for reference the mAP value of a model pretrained on COCO and fine-tuned on all the 1500 OzFish training images.

6.2. OzFish—ablation study on different pretraining datasets

In this section we discuss the application of our pipeline to the domain of OzFish. We present a comparison between our method and other prominent state-of-the-art approaches. Moreover, in this domain we decided not to focus on the effects of the filter because we observed a fast convergence already using the unfiltered images.

We employed the three datasets outlined in Sec. 5 and exemplified in Fig. 3. Similar to the generated dataset used for the NuImages scenario, we maintained an 85% of the generated images for pretraining and reserved the remaining 15% for validation. As in Fig. 4, in Fig. 5 we plot the mAP trend for an increasing number of pretraining generated images (x-axis) and fine-tuning real images (curve color). For all cases, the mAP is computed on the same real test set of 265 OzFish images.

The first insightful observation arises when comparing various image generation strategies. We observe that each method’s curve appears completely above the previous ones. Specifically, the copy-paste approach (dotted curve) exhibits the highest performance, followed by the cases where grounding entities are images (dashed) and text (solid). This is probably because the copy-paste dataset incorporates true fishes features, which may prove more effective than the generated ones. However, it is crucial

to note that the curves appear to be sorted by an increasing level of their generation complexity. It is important to recall that the copy-paste approach synthesizes images by relying on mask segmentation, a process that is inherently resource-intensive, even more than labeling a dataset for object detection. In contrast, our methods stand out for their simplicity, requiring only target pictures for image grounding or even simpler text descriptions. For instance, under the configuration with 9 000 pretraining images and 300 real images, the mAP gap between text grounding and copy-paste methods is just 0.05, which is quite tolerable, considering the substantial reduction in the burden on human intervention.

To further investigate the contribution of fish features to mAP performance, we calculate the FID values between each of these datasets and the real Ozfish dataset, resulting in values of 70, 90, and 100 for the copy-paste, image grounding, and text grounding approaches, respectively. Indeed, the copy-paste method exhibits the lowest FID (70), indicating a feature distribution closest to that of OzFish. In this scenario, fine-tuning with 50 OzFish images (blue curve) shows a 0.1 mAP gap between copy-paste and text grounding pretraining, suggesting that datasets with lower FID values contribute more effectively to the object detector pretraining. This finding appears to differ from the FID filter results discussed in Sec. 6.1. In that context, three datasets were created filtering out images generated with the same method, using identical text grounding entities and prompts, resulting in varying FID values (47, 105, 148). However, used during detector pretraining, these datasets yielded comparable mAP values, implying that FID was not effective in filtering detrimental images. This apparently contrasting result might find an explanation by considering that the FID can be influenced by many factors whose impact on the mAP is not necessarily equal. For instance, image background and targets may have features that do not hold the same weight in the task of pretraining an object detector. It is essential to note that our detector has a frozen backbone and is exclusively trained on the RPN detection portion, which focuses solely on features within the target’s bounding boxes and not on the background. In the NuImages case, where target features are generated with the same instructions, FID differences probably arise mainly from variations in background features, irrelevant to the detection task. Therefore, using a FID-based filter on those generated datasets may discard features not relevant for the RPN training. Conversely, in the case of OzFish, the three datasets inherently contain differently generated targets, resulting in FID differences that may also be caused by variations in the targets’ features, contributing to both FID variation and RPN training performances.

Finally, in Fig. 5 we also establish a reference configuration whose weights are initialized based on the COCO dataset as in [48]. This allows to benchmark the performances of our generated datasets against the most prominent state-of-the-art dataset for the pretraining of any object detector. In detail, the reference model is pretrained on ImageNet and fine-tuned on COCO. We additionally fine-tune it on the whole OzFish dataset, keeping also in this case the backbone frozen as detailed in Sec. 3. Our model surprisingly approaches the performance of the COCO-pretrained reference




Figure 6: Side-by-side illustrations comparing examples of object detector predictions (in red) with the corresponding testing ground truth (in green) under our two scenarios. In the left column (a, c), Faster R-CNN models are initialized with ImageNet and fine-tuned using a minimal dataset of 300 real training images. On the right, models undergo a preliminary pretraining on 9 000 generated images (from the image grounding dataset in the (d) case), followed by a fine-tuning on the same 300 real images. We can observe that our approach shows increased performances in finding more targets and refining redundant detection boxes, even in rainy or turbid environments.

(black line in Fig. 5) with only 300 OzFish examples (red curve), reducing the number of real labeled images by almost three orders of magnitude: from 118K COCO images plus 1 500 OzFish images to only 300 OzFish images supported by 9 000 generated ones. Besides, with this specific training setting, when using the entire dataset of 1 500 real images, we manage to surpass the reference with only 1 500 generated images (green curve). These are insights that the generated data is better suited for the transfer learning task in this context, compared to the general-purpose COCO dataset. This is encouraging for the widespread adoption of generative models in object detection tasks.

7. Conclusion

We have proposed a method that leverages a generative model pretrained on extensive and diverse datasets, to generate images for the pretraining of an object detector and subsequent transfer learning to the real domain. We have demonstrated remarkable

results on both NuImages and OzFish datasets. We have showed that our method allows to achieve good detection performance with just few hundreds of real images, comparable to training the model on thousands of real images. Furthermore, our method significantly reduces the human effort involved in the annotation process, limiting the need for labor-intensive labeling tasks.

During the preparation of our manuscript, an independent paper has appeared online as preprint in Ref. [7], exploring the potential of training an object detector using generated images. However, their generative model was trained on a substantial amount of real data from a specific dataset, thus without addressing the issue of limited datasets from a generic domain that we are considering here. Besides, while via their model (GeoDiffusion) they primarily report the FID as the standard metric to evaluate generative models, we here also explore how FID impacts on mAP. While our findings are in their preliminary stages and comprise hypotheses, they open new possibilities for understanding the relationship between FID and mAP, hence providing an intriguing direction for further exploration and investigation.

Future works may include additional ablation studies. Firstly, we can further evaluate whether the primary factor affecting FID and mAP performances arises from the overall quality of the generated image, including the background, or solely from that of the targets. Secondly, we can explore the influence of style transfer by not providing to the generative model any reference picture, relying solely on its pretrained knowledge. Finally, a comprehensive investigation into the effectiveness of the precision-recall filtering strategy, and the implications of employing a flawed ground truth during the training, demands further studies.

In conclusion, our method offers a novel and efficient solution to tackle the data scarcity challenge in object detection, paving the way for further exploration of generative models applications in this field. This can be useful in specific domains where the gathering and labeling of data can be problematic or costly, such as, among others, medicine and molecular biology, atmospheric monitoring, material science, space imaging, and non-human-friendly environments.

8. Acknowledgments

M.P. acknowledges the contribution of the MAREIA project funded by the Tuscany Region. S.M. acknowledges financial support from PNRR MUR project PE0000023-NQSTI. C.G. acknowledges the contribution of the National Recovery and Resilience Plan, Mission 4 Component 2 – Investment 1.4 – CN_00000013 “CENTRO NAZIONALE HPC, BIG DATA E QUANTUM COMPUTING”, spoke 6. C.G. and M.P. are members of the INdAM research group GNCS. The INdAM-GNCS support is gratefully acknowledged. F.C. acknowledges financial support by the European Commission’s Horizon Europe Framework Programme under the Research and Innovation Action GA n. 101070546-MUQUABIS, by the European Union’s Horizon 2020 research and innovation programme under FET-OPEN GA n. 828946-PATHOS,

by the European Defence Agency under the project Q-LAMPS Contract No. B PRJ-RT-989, and by the MUR Progetti di Ricerca di Rilevante Interesse Nazionale (PRIN) Bando 2022 - project n. 20227HSE83 (ThAI-MIA) funded by the European Union–Next Generation EU.

- [1] Hüseyin Gökhan Akçay, Bekir Kabasakal, Duygugül Aksu, Nusret Demir, Melih Öz, and Ali Erdoğan. Automated bird counting with deep learning for regional bird distribution mapping. *Animals*, 10(7):1207, 2020.
- [2] Carlos Arteta, Victor Lempitsky, and Andrew Zisserman. Counting in the wild. In Bastian Leibe, Jiri Matas, Nicu Sebe, and Max Welling, editors, *Computer Vision – ECCV 2016*, pages 483–498, Cham, 2016. Springer International Publishing.
- [3] Victor Besnier, Himalaya Jain, Andrei Bursuc, Matthieu Cord, and Patrick Pérez. This dataset does not exist: training models from generated images. In *ICASSP 2020-2020 IEEE International Conference on Acoustics, Speech and Signal Processing (ICASSP)*, pages 1–5. IEEE, 2020.
- [4] Brais Bosquet, Daniel Cores, Lorenzo Seidenari, Víctor M Brea, Manuel Mucientes, and Alberto Del Bimbo. A full data augmentation pipeline for small object detection based on generative adversarial networks. *Pattern Recognition*, 133:108998, 2023.
- [5] William A Brownell. Theoretical aspects of learning and transfer of training. *Review of Educational Research*, 6(3):281–290, 1936.
- [6] Holger Caesar, Varun Bankiti, Alex H Lang, Sourabh Vora, Venice Erin Liong, Qiang Xu, Anush Krishnan, Yu Pan, Giancarlo Baldan, and Oscar Beijbom. nuscenes: A multimodal dataset for autonomous driving. In *Proceedings of the IEEE/CVF conference on computer vision and pattern recognition*, pages 11621–11631, 2020.
- [7] Kai Chen, Enze Xie, Zhe Chen, Lanqing Hong, Zhenguo Li, and Dit-Yan Yeung. Integrating geometric control into text-to-image diffusion models for high-quality detection data generation via text prompt. *arXiv preprint arXiv:2306.04607*, 2023.
- [8] Kenneth Ward Church, Zeyu Chen, and Yanjun Ma. Emerging trends: A gentle introduction to fine-tuning. *Natural Language Engineering*, 27(6):763–778, 2021.
- [9] Alberto Maximiliano Crescitelli, Lars Christian Gansel, and Houxiang Zhang. NorFisk: fish image dataset from Norwegian fish farms for species recognition using deep neural networks. *Modeling, Identification and Control*, 42(1):1–16, 2021.
- [10] Florinel-Alin Croitoru, Vlad Hondru, Radu Tudor Ionescu, and Mubarak Shah. Diffusion models in vision: A survey. *IEEE Transactions on Pattern Analysis and Machine Intelligence*, 45(9):10850–10869, 2023.
- [11] George Cutter, Kevin Stierhoff, and Jiaming Zeng. Automated detection of rockfish in unconstrained underwater videos using haar cascades and a new image dataset: Labeled fishes in the wild. In *2015 IEEE Winter Applications and Computer Vision Workshops*, pages 57–62. IEEE, 2015.
- [12] Oscar Day and Taghi M Khoshgoftaar. A survey on heterogeneous transfer learning. *Journal of Big Data*, 4:1–42, 2017.
- [13] S Deepak and PM Ameer. Brain tumor classification using deep cnn features via transfer learning. *Computers in biology and medicine*, 111:103345, 2019.
- [14] Ellen M Ditria, Rod M Connolly, Eric L Jinks, and Sebastian Lopez-Marcano. Annotated video footage for automated identification and counting of fish in unconstrained seagrass habitats. *Frontiers in Marine Science*, 8:629485, 2021.
- [15] Ellen M Ditria, Sebastian Lopez-Marcano, Michael Sievers, Eric L Jinks, Christopher J Brown, and Rod M Connolly. Automating the analysis of fish abundance using object detection: optimizing animal ecology with deep learning. *Frontiers in Marine Science*, page 429, 2020.

- [16] Debidatta Dwibedi, Ishan Misra, and Martial Hebert. Cut, paste and learn: Surprisingly easy synthesis for instance detection. In *Proceedings of the IEEE international conference on computer vision*, pages 1301–1310, 2017.
- [17] Abolfazl Farahani, Sahar Voghoei, Khaled Rasheed, and Hamid R Arabnia. A brief review of domain adaptation. *Advances in data science and information engineering: proceedings from ICDATA 2020 and IKE 2020*, pages 877–894, 2021.
- [18] Di Feng, Christian Haase-Schütz, Lars Rosenbaum, Heinz Hertlein, Claudius Glaeser, Fabian Timm, Werner Wiesbeck, and Klaus Dietmayer. Deep multi-modal object detection and semantic segmentation for autonomous driving: Datasets, methods, and challenges. *IEEE Transactions on Intelligent Transportation Systems*, 22(3):1341–1360, 2020.
- [19] Robert B Fisher, Yun-Heh Chen-Burger, Daniela Giordano, Lynda Hardman, Fang-Pang Lin, et al. *Fish4Knowledge: collecting and analyzing massive coral reef fish video data*, volume 104. Springer, 2016.
- [20] Marco Francescangeli, Simone Marini, Enoc Martínez, Joaquín Del Río, Daniel M Toma, Marc Nogueras, and Jacopo Aguzzi. Image dataset for benchmarking automated fish detection and classification algorithms. *Scientific data*, 10(1):5, 2023.
- [21] Adrien Gaidon, Qiao Wang, Yohann Cabon, and Eleonora Vig. Virtual worlds as proxy for multi-object tracking analysis. In *Proceedings of the IEEE conference on computer vision and pattern recognition*, pages 4340–4349, 2016.
- [22] Andreas Geiger, Philip Lenz, Christoph Stiller, and Raquel Urtasun. Vision meets robotics: The kitti dataset. *The International Journal of Robotics Research*, 32(11):1231–1237, 2013.
- [23] Daniel George, Hongyu Shen, and E. A. Huerta. Classification and unsupervised clustering of ligo data with deep transfer learning. *Phys. Rev. D*, 97:101501, May 2018.
- [24] Harshvardhan GM, Mahendra Kumar Gourisaria, Manjusha Pandey, and Siddharth Swarup Rautaray. A comprehensive survey and analysis of generative models in machine learning. *Computer Science Review*, 38:100285, 2020.
- [25] Adrian Salazar Gomez, Erchan Aptoula, Simon Parsons, and Petra Bosilj. Deep regression versus detection for counting in robotic phenotyping. *IEEE Robotics and Automation Letters*, 6(2):2902–2907, 2021.
- [26] Kaiming He, Xiangyu Zhang, Shaoqing Ren, and Jian Sun. Deep residual learning for image recognition. In *Proceedings of the IEEE conference on computer vision and pattern recognition*, pages 770–778, 2016.
- [27] Martin Heusel, Hubert Ramsauer, Thomas Unterthiner, Bernhard Nessler, and Sepp Hochreiter. Gans trained by a two time-scale update rule converge to a local nash equilibrium. *Advances in neural information processing systems*, 30, 2017.
- [28] Stefan Hinterstoisser, Vincent Lepetit, Paul Wohlhart, and Kurt Konolige. On pre-trained image features and synthetic images for deep learning. In *Proceedings of the European Conference on Computer Vision (ECCV) Workshops*, pages 0–0, 2018.
- [29] Sheng-Wei Huang, Che-Tsung Lin, Shu-Ping Chen, Yen-Yi Wu, Po-Hao Hsu, and Shang-Hong Lai. Auggan: Cross domain adaptation with gan-based data augmentation. In *Proceedings of the European Conference on Computer Vision (ECCV)*, pages 718–731, 2018.
- [30] Minyoung Huh, Pulkit Agrawal, and Alexei A Efros. What makes imagenet good for transfer learning? *arXiv preprint arXiv:1608.08614*, 2016.
- [31] Mohammadreza Iman, Hamid Reza Arabnia, and Khaled Rasheed. A review of deep transfer learning and recent advancements. *Technologies*, 11(2), 2023.
- [32] Yuko Ishiwaka, Xiao S. Zeng, Michael Lee Eastman, Sho Kakazu, Sarah Gross, Ryosuke Mizutani, and Masaki Nakada. Foids: Bio-inspired fish simulation for generating synthetic datasets. *ACM Trans. Graph.*, 40(6), dec 2021.
- [33] Aayush Jaiswal, Neha Gianchandani, Dilbag Singh, Vijay Kumar, and Manjit Kaur. Classification of the covid-19 infected patients using densenet201 based deep transfer learning. *Journal of Biomolecular Structure and Dynamics*, 39(15):5682–5689, 2021.

- [34] Dipendra Jha, Kamal Choudhary, Francesca Tavazza, Wei-keng Liao, Alok Choudhary, Carelyn Campbell, and Ankit Agrawal. Enhancing materials property prediction by leveraging computational and experimental data using deep transfer learning. *Nature communications*, 10(1):5316, 2019.
- [35] Charles Hubbard Judd. *Psychology of high-school subjects*. Ginn, 1915.
- [36] Yuheng Li, Haotian Liu, Qingyang Wu, Fangzhou Mu, Jianwei Yang, Jianfeng Gao, Chunyuan Li, and Yong Jae Lee. Gligen: Open-set grounded text-to-image generation. 2023.
- [37] Tsung-Yi Lin, Michael Maire, Serge Belongie, James Hays, Pietro Perona, Deva Ramanan, Piotr Dollár, and C Lawrence Zitnick. Microsoft coco: Common objects in context. In *Computer Vision–ECCV 2014: 13th European Conference, Zurich, Switzerland, September 6–12, 2014, Proceedings, Part V 13*, pages 740–755. Springer, 2014.
- [38] Feng Liu, Guangquan Zhang, and Jie Lu. Heterogeneous domain adaptation: An unsupervised approach. *IEEE transactions on neural networks and learning systems*, 31(12):5588–5602, 2020.
- [39] Simone Marini, Emanuela Fanelli, Valerio Sbragaglia, Ernesto Azzurro, Joaquin Del Rio Fernandez, and Jacopo Aguzzi. Tracking fish abundance by underwater image recognition. *Scientific reports*, 8(1):13748, 2018.
- [40] Daniel Marrable, Kathryn Barker, Sawitchaya Tippaya, Mathew Wyatt, Scott Bainbridge, Marcus Stowar, and Jason Larke. Accelerating species recognition and labelling of fish from underwater video with machine-assisted deep learning. *Frontiers in Marine Science*, 9, 2022.
- [41] Hajer Mguidich, Bachir Zoudji, and Aïmen Khacharem. Does imagination enhance learning? a systematic review and meta-analysis. *European Journal of Psychology of Education*, pages 1–36, 2023.
- [42] Merlin Monzel, Kristof Keidel, and Martin Reuter. Imagine, and you will find—lack of attentional guidance through visual imagery in aphantasics. *Attention, Perception, & Psychophysics*, 83:2486–2497, 2021.
- [43] Merlin Monzel and Martin Reuter. Where’s wanda? the influence of visual imagery vividness on visual search speed measured by means of hidden object pictures. *Attention, Perception, & Psychophysics*, pages 1–6, 2023.
- [44] Australian Institute of Marine Science (AIMS), University of Western Australia (UWA), and Curtin University. Ozfish dataset - machine learning dataset for baited remote underwater video stations, 2019. <https://doi.org/10.25845/5e28f062c5097> [Accessed: 5-Feb-2024].
- [45] R. Padilla, S. L. Netto, and E. A. B. da Silva. A survey on performance metrics for object-detection algorithms. In *2020 International Conference on Systems, Signals and Image Processing (IWSSIP)*, pages 237–242, 2020.
- [46] Malte Pedersen, Daniel Lehotský, Ivan Nikolov, and Thomas B. Moeslund. Brackishmot: The brackish multi-object tracking dataset. In Rikke Gade, Michael Felsberg, and Joni-Kristian Kämäräinen, editors, *Image Analysis*, pages 17–33, Cham, 2023. Springer Nature Switzerland.
- [47] Alec Radford, Jong Wook Kim, Chris Hallacy, Aditya Ramesh, Gabriel Goh, Sandhini Agarwal, Girish Sastry, Amanda Askell, Pamela Mishkin, Jack Clark, et al. Learning transferable visual models from natural language supervision. In *International conference on machine learning*, pages 8748–8763. PMLR, 2021.
- [48] Shaoqing Ren, Kaiming He, Ross Girshick, and Jian Sun. Faster r-cnn: Towards real-time object detection with region proposal networks. *Advances in neural information processing systems*, 28, 2015.
- [49] Olga Russakovsky, Jia Deng, Hao Su, Jonathan Krause, Sanjeev Satheesh, Sean Ma, Zhiheng Huang, Andrej Karpathy, Aditya Khosla, Michael Bernstein, et al. Imagenet large scale visual recognition challenge. *International journal of computer vision*, 115:211–252, 2015.
- [50] Lars Ruthotto and Eldad Haber. An introduction to deep generative modeling. *GAMM-Mitteilungen*, 44(2):e202100008, 2021.
- [51] Alzayat Saleh, Issam H Laradji, Dmitry A Konovalov, Michael Bradley, David Vazquez, and Marcus Sheaves. A realistic fish-habitat dataset to evaluate algorithms for underwater visual

- analysis. *Scientific Reports*, 10(1):14671, 2020.
- [52] Connor Shorten and Taghi M Khoshgoftaar. A survey on image data augmentation for deep learning. *Journal of big data*, 6(1):1–48, 2019.
 - [53] Xin Sun, Junyu Shi, Lipeng Liu, Junyu Dong, Claudia Plant, Xinhua Wang, and Huiyu Zhou. Transferring deep knowledge for object recognition in low-quality underwater videos. *Neurocomputing*, 275:897–908, 2018.
 - [54] Christian Szegedy, Vincent Vanhoucke, Sergey Ioffe, Jon Shlens, and Zbigniew Wojna. Rethinking the inception architecture for computer vision. In *Proceedings of the IEEE conference on computer vision and pattern recognition*, pages 2818–2826, 2016.
 - [55] Jonathan Tremblay, Aayush Prakash, David Acuna, Mark Brophy, Varun Jampani, Cem Anil, Thang To, Eric Cameracci, Shaad Boochoon, and Stan Birchfield. Training deep networks with synthetic data: Bridging the reality gap by domain randomization. In *Proceedings of the IEEE Conference on Computer Vision and Pattern Recognition (CVPR) Workshops*, June 2018.
 - [56] Ricardo JM Veiga, Iñigo E Ochoa, Adela Belackova, Luís Bentes, João P Silva, Jorge Semião, and João MF Rodrigues. Autonomous temporal pseudo-labeling for fish detection. *Applied Sciences*, 12(12):5910, 2022.
 - [57] Sébastien Villon, David Mouillot, Marc Chaumont, Emily S. Darling, Gérard Subsol, Thomas Claverie, and Sébastien Villéger. A deep learning method for accurate and fast identification of coral reef fishes in underwater images. *Ecological Informatics*, 48:238–244, 2018.
 - [58] Ling Yang, Yeqi Liu, Huihui Yu, Xiaomin Fang, Lihua Song, Daoliang Li, and Yingyi Chen. Computer vision models in intelligent aquaculture with emphasis on fish detection and behavior analysis: A review. *Archives of Computational Methods in Engineering*, 28:2785–2816, 2021.
 - [59] Ling Yang, Zhilong Zhang, Yang Song, Shenda Hong, Runsheng Xu, Yue Zhao, Wentao Zhang, Bin Cui, and Ming-Hsuan Yang. Diffusion models: A comprehensive survey of methods and applications. *ACM Comput. Surv.*, 56(4), nov 2023.
 - [60] Jiawei Zhang, Chen Li, Md Mamunur Rahaman, Yudong Yao, Pingli Ma, Jinghua Zhang, Xin Zhao, Tao Jiang, and Marcin Grzegorzec. A comprehensive review of image analysis methods for microorganism counting: from classical image processing to deep learning approaches. *Artificial Intelligence Review*, pages 1–70, 2022.
 - [61] Bo Zhao, Lili Meng, Weidong Yin, and Leonid Sigal. Image generation from layout. In *Proceedings of the IEEE/CVF Conference on Computer Vision and Pattern Recognition*, pages 8584–8593, 2019.
 - [62] Tengyun Zhao, Zhencai Shen, Hui Zou, Ping Zhong, and Yingyi Chen. Unsupervised adversarial domain adaptation based on interpolation image for fish detection in aquaculture. *Computers and Electronics in Agriculture*, 198:107004, 2022.
 - [63] Yi Zheng, Yifan Zhao, Mengyuan Ren, He Yan, Xiangju Lu, Junhui Liu, and Jia Li. Cartoon face recognition: A benchmark dataset. In *Proceedings of the 28th ACM international conference on multimedia*, pages 2264–2272, 2020.
 - [64] Fuzhen Zhuang, Zhiyuan Qi, Keyu Duan, Dongbo Xi, Yongchun Zhu, Hengshu Zhu, Hui Xiong, and Qing He. A comprehensive survey on transfer learning. *Proceedings of the IEEE*, 109(1):43–76, 2021.
 - [65] Zhengxia Zou, Keyan Chen, Zhenwei Shi, Yuhong Guo, and Jieping Ye. Object detection in 20 years: A survey. *Proceedings of the IEEE*, 111(3):257–276, 2023.