

Modelling of planetary accretion and core-mantle structure formation

Tomáš Roubíček^{1 2} & Ulisse Stefanelli^{3 45}

Abstract. We advance a thermodynamically consistent model of self-gravitational accretion and differentiation in planets. The system is modeled in actual variables as a compressible thermoviscoelastic fluid in a fixed, sufficiently large domain. The supply of material to the accreting and differentiating system is described as a bulk source of mass, volume, impulse, and energy localized in some border region of the domain. Mass, momentum, and energy conservation, along with constitutive relations, result in an extended compressible Navier-Stokes-Fourier-Poisson system. The centrifugal and Coriolis forces are also considered. After studying some single-component setting, we consider a two-component situation, where metals and silicates mix and differentiate under gravity, eventually forming a core-mantle structure. The energetics of the models are elucidated. Moreover, we prove that the models are stable, in that self-gravitational collapse is excluded. Eventually, we comment on the prospects of devising a rigorous mathematical approximation and existence theory.

Keywords: open thermodynamical systems, self-gravitation, Navier-Stokes-Fourier-Poisson system, viscoelastic fluids, thermodynamics, finite strains, transport equations, two-component flow.

AMS Subject Classification: 35Q49, 35Q74, 35Q86, 74Dxx, 76T06, 80A17, 86A99.

1 Introduction

Modelling the formation of planets from the protoplanetary disk is a major challenge in theoretical and computational geophysics. In early stages (up to 4.6 billions of years ago for the Solar System), planetary accretion mainly results from the gas-solid (or rather gas-fluid over such long time scales) compactification transition from the extraplanetary dust to the

¹Mathematical Institute, Charles University, Sokolovská 83, CZ-186 75 Praha 8, Czech Republic,
email: tomas.roubicek@mff.cuni.cz

²Institute of Thermomechanics, Czech Academy of Sciences, Dolejškova 5, CZ-18200 Praha 8, Czech Rep.

³Faculty of Mathematics, University of Vienna, Oskar-Morgenstern-Platz 1, 1090 Vienna, Austria and Vienna Research Platform on Accelerating Photoreaction Discovery, University of Vienna, Währingerstrasse 17, A-1090 Vienna, Austria

email: ulisse.stefanelli@univie.ac.at

⁴Istituto di Matematica Applicata e Tecnologie Informatiche *E. Magenes* - CNR, v. Ferrata 1, I-27100 Pavia, Italy.

⁵Corresponding Author.

planetary body. In a later stage (from 4 billions years ago for the Solar System), accretion continues mainly due to the impact of material at the planetary surface. The different materials composing the planet differentiate by their weight and a core-mantle structure is formed. All these phenomena are driven by self-gravitation, and partially influenced by the presence of the corresponding star.

To model such a complex process, one would be asked to consider a very large region, possibly including the whole stellar system. In an effort of presenting a reduced model, with the prospect of being computationally amenable, we reduce ourselves to consider a relatively small and artificially chosen region Ω , orbiting around the star, where planetary accretion and differentiation can be assumed to take place. The material influx to this region from the external space is modeled as a continuous influx of material. This is to be interpreted as some time/space averaging of approaching asteroids and comets, by ignoring the probabilistic character of this influx.

By self-gravitation, all material in Ω falls towards the barycenter of the system. Depending on density, the system experiences a sharp transition between a gaseous phase, corresponding to extraplanetary dust and incoming material, and a fluid phase, describing the planet body instead. The sharp transition region is to be identified with the planet surface. This is combined with the subsequent gravitational differentiation of the planet, where the different constituents of the planet matter are subject to different gravity forces due to their relative weight and hence flow within the planetary body. The basic scenario in the geophysics of terrestrial-type planets is that of considering the formation of a metallic core and a silicate mantle by self-gravitating differentiation, see, e.g., [19,20]. A major role is played here by heat, which is originating from the impact of the material on the surface, as well as from the friction of the flowing planet constituents during differentiation. Kinetic energy is also part of the picture and expected to generate planetary rotation. Finally, the orbiting of the system around the orbital center generates tidal effects, which are here taken into account, up to some simplification, see Subsection 2.3.

In addition, the differentiating body is subject to chemical reactions, radiation, and electromagnetic effects. These are all argued to possibly have an impact on the planet-formation process. Referring to the Earth, the magnetic field generated by convection of iron and nickel in the outer core and its interaction with the solar wind are indeed influencing thermal evolution [28, 38]. Aiming at maximal simplicity, all these effects are currently neglected in this paper.

As regards the modelization of the incoming material, a natural approach would be that of prescribing the material influx from outer space at the boundary $\Gamma = \partial\Omega$. Although natural, this setting would bring major analytical difficulties, cf. [15], which seem to preclude the possibility of obtaining a comprehensive theory, even in the more regular case of higher-grade nonsimple viscous media, see in Remark 4.1 below. We are hence to adopt a simplification, by fixing a-priori a specific bulk subdomain of Ω in the vicinity of Γ (which we call a *border zone* in the following) far from the central region where the planet is actually accreting,

where we model the incoming material as a given bulk source, see Figure 1. In particular, we consider such a bulk source to continuously provide material at some given rate of influx of mass density, volume, velocity, and heat.

A second specific aspect of the modelization is the description of the gas-to-fluid thermo-mechanical transition at the planet surface. This corresponds to a localized transition in terms of density or, equivalently, actual volume. Specifically, we model such phase transition by prescribing an abrupt variation (discontinuity) of the pressure in terms of the density (or actual volume), see Figure 3.

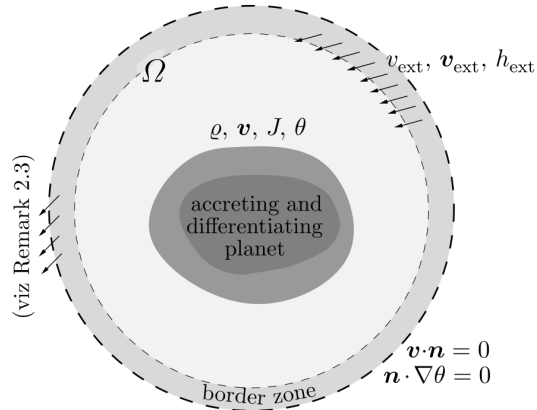


Figure 1: Schematic geometry of the fixed bounded domain Ω and a border zone in the vicinity of its boundary Γ where the inflowing material from outer space is assumed to occur (and possibly also to disappear), while the planetary accretion and differentiation due to self-gravitation takes place far from the border zone.

Albeit various computational simulations are reported in the geophysical literature, see, e.g., [1, 5], a specific thermodynamically consistent continuum-mechanical model taking into account accretion and differentiation seems to be still missing. In fact, to model such coupled effects was indicated as one of the open (numerical) challenges in the field in [18, p. 417]. Let us mention that viscous effects are standardly considered in dense planets (see, e.g., [18, 19, 31]) where viscosity is related in particular with frictional (including tidal) heating. In addition, the very diluted extraplanetary dust may be also considered viscous. Indeed, such viscosity is at the basis of the so-called dynamical (Chandrasekhar) friction due to gravitational self-interaction, cf., e.g., [5, 23, 35]. This justifies our setting where the whole material system in Ω is assumed to be viscous. Notably, this assumption allows to obtain some analytical results, as mentioned in Section 4.

The plan of this paper is the following. In Section 2, the standard Eulerian mechanics and thermomechanics for viscoelastic fluids is generalized to open systems in contact with the outer space by prescribing a supply of mass (including its volume), momenta, and energies. In particular, the onset of fictitious forces related to the orbiting of the system Ω around a distant orbital center is discussed. In Section 3, this basic single-component

model is extended for a two-component variant for materials with different mass densities and viscoelastic properties. In Section 4, we discuss the stability of the model in terms of possible a-priori estimates. By assuming a sufficiently fast blow-up of the stored energy, we show that self-gravitational (non-relativistic) collapse at finite time is excluded. Eventually, the prospects of a mathematical analysis of a multipolar variant of the model are briefly commented.

2 A single-component model

We start by discussing a single-component model, before moving to the two component metal/silicate model in Section 3. We anticipate the main notation used in this paper, as in the following table:

\mathbf{y} deformation (in m),	$\boldsymbol{\xi} = \mathbf{y}^{-1}$ the return mapping (in m),
\mathbf{F} deformation gradient,	$J = \det \mathbf{F}$ Jacobian,
\mathbf{v} velocity (in m/s),	ψ free energy (in J/m ³ =Pa),
ϱ mass density (in kg/m ³),	ϱ_0 given referential mass density (in kg/m ³),
θ temperature (in K),	η entropy (in Pa/K),
\mathbf{T} conservative Cauchy stress (in Pa),	w heat internal energy (in Pa),
\mathbf{D} viscous (dissipative) stress (in Pa),	r_{ext} mass density rate inflow (in kg/(m ³ s)),
v_{ext} volume rate inflow (in 1/s),	$\mathbf{e}(\mathbf{v}) = \frac{1}{2}\nabla\mathbf{v}^\top + \frac{1}{2}\nabla\mathbf{v}$ small strain rate (in s ⁻¹),
\mathbf{v}_{ext} velocity of inflow (in m/s),	V gravitational potential (in J/kg),
h_{ext} heat rate inflow (in W/m ³),	G gravitational constant (in m ³ kg ⁻¹ s ⁻²),
c heat capacity (in Pa/K),	$\mathbf{g} = -G\nabla V$ gravity acceleration (in m/s ²),
ξ dissipation rate (in W/m ³ =Pa/s),	κ thermal conductivity (in W/(mK)),
$(\cdot)'$ (partial) derivative,	$(\cdot)^\bullet$ convective time derivative.

Table 1. Summary of the basic notation; $G \doteq 6.674 \times 10^{-11} \text{m}^3 \text{kg}^{-1} \text{s}^{-2}$.

2.1 Kinematics at large strains in brief

Let us start by recalling some basic notions from the general theory of large deformations in continuum mechanics, limiting ourselves to a minimal frame, to serve the sole purpose of presenting the model, and referring the reader, e.g., to [22, 27] for additional material.

Assume to be given the *deformation* $\mathbf{y} : I \times \Omega \rightarrow \mathbb{R}^3$, where $I = [0, T]$ and $T > 0$ is some terminal time. For all given times $t \in I$, the deformation maps the reference configuration $\Omega \subset \mathbb{R}^3$ of the deformable medium to its *actual* configuration $\mathbf{y}(t, \Omega)$, a subset of the physical space \mathbb{R}^3 . In what follows, we indicate *referential coordinates* by $\mathbf{X} \in \Omega$ and *actual coordinates* by $\mathbf{x} \in \mathbb{R}^d$. We will work in the Eulerian setting, i.e., in the actual configuration. Unless otherwise stated, all quantities are assumed to be actual and to be dependent on the

actual coordinates \mathbf{x} , in case they are space dependent. All other cases will be explicitly pointed out.

By assuming $\mathbf{X} \mapsto \mathbf{y}(t, \mathbf{X})$ to be globally invertible, cf. Remark 4.3 below, we indicate its inverse by $\boldsymbol{\xi}(t, \cdot) = \mathbf{y}^{-1}(t, \cdot) : \mathbf{y}(t, \Omega) \rightarrow \Omega$. Standardly, $\boldsymbol{\xi}$ is called *reference mapping* or *return mapping*.

The *referential velocity* reads $\frac{d}{dt}\mathbf{y}(t, \mathbf{X})$ and the *actual velocity* is $\mathbf{v} = \mathbf{v}(\mathbf{x}) = [\frac{d}{dt}\mathbf{y}](\boldsymbol{\xi}(\mathbf{x}))$. The actual velocity \mathbf{v} is used to define the *material derivative* $\dot{q}(t, \mathbf{x})$ of a scalar Eulerian quantity $q = q(t, \mathbf{x})$ as

$$\dot{q} = \frac{\partial q}{\partial t} + \mathbf{v} \cdot \nabla q.$$

For a vector-valued \mathbf{q} , the material derivative is defined componentwise and written as $\dot{\mathbf{q}} = \frac{\partial}{\partial t}\mathbf{q} + (\mathbf{v} \cdot \nabla)\mathbf{q}$. With this notation, the return mapping is evolving by the simple transport equation

$$\dot{\boldsymbol{\xi}} = \mathbf{0}. \quad (2.1)$$

Given the deformation $\mathbf{y}(t, \mathbf{X})$, we define the *deformation gradient* by $\mathbf{F} = \mathbf{F}(t, \mathbf{x}) = \nabla_{\mathbf{X}}\mathbf{y}(t, \boldsymbol{\xi}(\mathbf{x}))$. For brevity, we will write the composition with the return mapping $\boldsymbol{\xi}$ as an upper index, i.e., for any field $Q = Q(\mathbf{X})$ given in terms of the referential coordinates, the corresponding field $Q(\boldsymbol{\xi}(\mathbf{x}))$ in actual coordinates will be denoted by $Q^{\boldsymbol{\xi}} = Q^{\boldsymbol{\xi}}(\mathbf{x})$.

The deformation gradient evolves according the equation $\dot{\mathbf{F}} = (\nabla\mathbf{y})\mathbf{F}$ and is related to the return mapping by the algebraic relation

$$\mathbf{F} = (\nabla\boldsymbol{\xi})^{-1}. \quad (2.2)$$

In particular, the *Jacobian* $J := \det \mathbf{F} = 1/\det(\nabla\boldsymbol{\xi})$ evolves by the equation

$$\dot{J} = (\operatorname{div} \mathbf{v})J. \quad (2.3)$$

2.2 Mechanics and thermomechanics in brief

The well-established concept of *hyperelasticity* relies on the existence of a stored energy density $\varphi = \varphi(\mathbf{F})$. We consider this energy density to be expressed in physical units J/m³=Pa, where the volume is measured in the reference configuration. The corresponding *Cauchy stress* reads

$$\mathbf{T}(\mathbf{F}) = \frac{\varphi'(\mathbf{F})\mathbf{F}^{\top}}{\det \mathbf{F}}. \quad (2.4)$$

An alternative option would be to prescribe the referential stored energy in J/kg, so that the Cauchy stress would take the form $\mathbf{T}(\mathbf{F}) = \varrho\varphi'(\mathbf{F})\mathbf{F}^{\top}$, involving the mass density ϱ , see, e.g., [26] or [22] for both options, respectively. Here, we follow the former choice, leading to (2.4), as the latter one seems less practical in presence of incoming material. We consider

φ to be spatially homogeneous. The heterogeneity of the system will then arise from the distinct densities of the diluted material (gas and dust) and of the compact planetary core.

The mass density ϱ standardly satisfies the continuity equation

$$\frac{\partial \varrho}{\partial t} + \operatorname{div}(\varrho \mathbf{v}) = 0. \quad (2.5)$$

Assuming the initial condition $\mathbf{y}(0, \mathbf{X}) = \mathbf{X}$ so that $\mathbf{F}(0, \mathbf{x}) = \mathbf{I}$ (identity tensor) and considering also the initial condition $\varrho(0, \mathbf{x}) = \varrho_0(\mathbf{X})$ for some given initial density in the reference configuration $\mathbf{X} \in \Omega \mapsto \varrho_0(\mathbf{X})$, relation (2.5) is equivalent to the algebraic equation

$$\varrho = \frac{\varrho_0 \circ \boldsymbol{\xi}}{\det \mathbf{F}}. \quad (2.6)$$

This relation relies on (2.3). Conversely, (2.5) can be deduced from (2.6) when using (2.3).

Planetary accretion and core-mantle formation occur on very long time scales, namely, billions of years. On such time scales, solid-type rheologies are inadequate to describe material response and one should rather resort to a fluidic rheology in deviatoric variables. We choose here the *Newton rheology* (also called *Stokes* or, in the convective variant, the *Navier-Stokes*). Note that the Newton rheology does not predict the propagation of shear waves, as opposed to Jeffreys' rheology, which is often used in geophysical models. We find nevertheless the choice of the Newton rheology well justified, as shear waves are negligible on the time scale of planetary evolution.

Fluids are characterized by vanishing shear elastic resistance. The stored energy then takes the form $\varphi(\mathbf{F}) = \phi(J)$, cf., e.g., [26, p. 10]. We assume J to be positive, to model local orientation preservation. The conservative Cauchy stress then reduces to the *pressure tensor*

$$\mathbf{T}(\mathbf{F}) = \frac{\varphi'(\mathbf{F})\mathbf{F}^\top}{J} = \frac{\phi'(J)\det'(\mathbf{F})\mathbf{F}^\top}{J} = \frac{\phi'(J)(\operatorname{Cof} \mathbf{F})\mathbf{F}^\top}{J} = \phi'(J)\mathbf{I} \quad (2.7)$$

where the last equation follows by Cramer's rule. From now on, we will consider this fluidic ansatz, involving only J instead of the whole tensor \mathbf{F} .

Besides \mathbf{v} and \mathbf{F} , another important variable is the temperature θ . We indicate *free energy* density by $\psi = \psi(J, \theta)$, to be considered again in Pa, and the dissipation potential density $\delta = \delta(J, \theta; \mathbf{e})$ in Pa/s, with \mathbf{e} being a placeholder for $\mathbf{e}(\mathbf{v})$. Let us specify that the densities ψ and δ are assumed to be computed with respect to undeformed, referential volumes. Similarly as in (2.7), the Cauchy stress for the whole free energy is $\psi'_J(J, \theta)\mathbf{I}$. The momentum equilibrium equation then reads as

$$\frac{\partial}{\partial t}(\varrho \mathbf{v}) + \operatorname{div}(\varrho \mathbf{v} \otimes \mathbf{v}) = \operatorname{div}(\mathbf{T} + \mathbf{D}) + \mathbf{f} \quad \text{with } \mathbf{T} = \psi'_J(J, \theta)\mathbf{I} \quad \text{and } \mathbf{D} = \delta'_e(J, \theta; \mathbf{e}(\mathbf{v})), \quad (2.8)$$

where \mathbf{f} is a bulk force, to be later specified in Section 2.3 and involving gravitational and referential contributions.

The *entropy* is written as $\eta = -\psi'_\theta(J, \theta)/J$. The factor J at the denominator reflects the fact that, again, we measure volumes in the reference configuration. The *entropy equation* then reads

$$\begin{aligned} \frac{\partial \eta}{\partial t} + \operatorname{div}(\mathbf{v}\eta) &= \frac{\xi - \operatorname{div} \mathbf{j}}{\theta} \quad \text{with } \mathbf{j} = -\kappa(J, \theta)\nabla\theta \quad (\text{i.e., Fourier's law}) \\ \text{and } \xi &= \mathbf{D}:\mathbf{e}(\mathbf{v}) = \delta'_e(J, \theta; \mathbf{e}(\mathbf{v})):\mathbf{e}(\mathbf{v}), \end{aligned} \quad (2.9)$$

where $\kappa = \kappa(J, \theta)$ is the *thermal conductivity coefficient* in W/(m²K) and $\xi = \xi(J, \theta, \mathbf{e}(\mathbf{v}))$ is the *heat production rate* due to mechanical viscosity in Pa/s. Substituting the expression for η into the entropy equation gives

$$\begin{aligned} \frac{\partial \eta}{\partial t} + \operatorname{div}(\mathbf{v}\eta) &= \dot{\eta} + \eta \operatorname{div} \mathbf{v} = -\overline{\left(\frac{\psi'_\theta(J, \theta)}{J}\right)} - \frac{\psi'_\theta(J, \theta)}{J} \operatorname{div} \mathbf{v} \\ &= -\frac{\psi''_{\theta\theta}(J, \theta)}{J} \dot{\theta} + \left(\frac{\psi'_\theta(J, \theta)}{J^2} - \frac{\psi''_{J\theta}(J, \theta)}{J}\right) \mathbf{j} - \frac{\psi'_\theta(J, \theta)}{J} \operatorname{div} \mathbf{v} \\ &\stackrel{(2.3)}{=} -\frac{\psi''_{\theta\theta}(J, \theta)}{J} \dot{\theta} - \psi''_{J\theta}(J, \theta) \operatorname{div} \mathbf{v}. \end{aligned} \quad (2.10)$$

Thus, (2.9) can be rewritten as the *heat-transfer equation*

$$c(J, \theta)\dot{\theta} - \operatorname{div}(\kappa(J, \theta)\nabla\theta) = \xi + \theta\psi''_{J\theta}(J, \theta) \operatorname{div} \mathbf{v} \quad \text{with } c(J, \theta) = -\theta\frac{\psi''_{\theta\theta}(J, \theta)}{J}, \quad (2.11)$$

where $c = c(J, \theta)$ is the *heat capacity*. The *internal energy* is given by the *Gibbs relation* $\psi + \theta\eta$. We will use the (uniquely determined) split:

$$\underbrace{\psi(J, \theta) - \theta\psi'_\theta(J, \theta)}_{\text{internal energy}} = \underbrace{\psi(J, 0)}_{=: \phi(J) \text{ stored energy}} + \underbrace{\psi(J, \theta) - \theta\psi'_\theta(J, \theta) - \psi(J, 0)}_{\text{thermal part of the referential internal energy}}. \quad (2.12)$$

Working in the actual configuration, we will deal with the quantities

$$\underbrace{\frac{\psi(J, \theta) - \theta\psi'_\theta(J, \theta)}{J}}_{\text{actual internal energy}} = \underbrace{\frac{\psi(J, 0)}{J}}_{\text{actual stored energy}} + \underbrace{\frac{\psi(J, \theta) - \theta\psi'_\theta(J, \theta) - \psi(J, 0)}{J}}_{=: w(J, \theta) \text{ thermal part of the actual internal energy}}; \quad (2.13)$$

where the term *actual* above is meant to point out that densities are computed with respect to actual volumes. Note that $w(J, 0) = 0$.

In terms of w defined in (2.13), the heat equation (2.11) can be written in the so-called *enthalpy formulation*

$$\frac{\partial w}{\partial t} + \operatorname{div}(\mathbf{v}w - \kappa(J, \theta)\nabla\theta) = \xi + (\psi'_J(J, \theta) - \phi'(J)) \operatorname{div} \mathbf{v} \quad (2.14)$$

with w from (2.13). Here, using the shorter notation for the coupling part of the free energy $\gamma(J, \theta) := \psi(J, \theta) - \phi(J)$, so that $w = (\gamma(J, \theta) - \theta\gamma'_\theta(J, \theta))/J$, we relied on the calculus

$$\frac{\partial w}{\partial t} + \operatorname{div}(\mathbf{v}w) = \dot{w} + w \operatorname{div} \mathbf{v} = \overline{\left(\frac{\gamma(J, \theta) - \theta\gamma'_\theta(J, \theta)}{J}\right)} + \frac{\gamma(J, \theta) - \theta\gamma'_\theta(J, \theta)}{J} \operatorname{div} \mathbf{v}$$

$$\begin{aligned}
&= \left(\left(\frac{\gamma(J, \theta)}{J} \right)'_J - \theta \left(\frac{\gamma'_\theta(J, \theta)}{J} \right)'_J \right) \dot{J} - \theta \frac{\gamma''_{\theta\theta}(J, \theta)}{J} \dot{\theta} + \frac{\gamma(J, \theta) - \theta \gamma'_\theta(J, \theta)}{J} \operatorname{div} \mathbf{v} \\
&\stackrel{(2.3)}{=} J \left(\left(\frac{\gamma(J, \theta)}{J} \right)'_J - \theta \left(\frac{\gamma'_\theta(J, \theta)}{J} \right)'_J \right) \operatorname{div} \mathbf{v} - \theta \frac{\gamma''_{\theta\theta}(J, \theta)}{J} \dot{\theta} + \frac{\gamma(J, \theta) - \theta \gamma'_\theta(J, \theta)}{J} \operatorname{div} \mathbf{v} \\
&= c(J, \theta) \dot{\theta} + \gamma'_J(J, \theta) \operatorname{div} \mathbf{v} - \theta \gamma''_{J\theta}(J, \theta) \operatorname{div} \mathbf{v} \tag{2.15}
\end{aligned}$$

with $c(J, \theta)$ from (2.11). This shows that (2.11) is indeed equivalent to (2.14).

2.3 Gravitational and fictitious forces

Let us now come to modeling gravitation. We assume that the system is orbiting around a very distant orbital center, where a large mass is concentrated. An inertial reference frame is attached to this large mass, so that \mathbf{x} corresponds to an orbiting and rotating noninertial reference frame instead. More precisely, we assume that the orbital motion of the system is regular circular with axis \mathbf{e}_3 and that the noninertial reference frame rotates along the orbit in such a way that the axis $-\mathbf{e}_2$ is always directed toward the orbital center, see Figure 2.

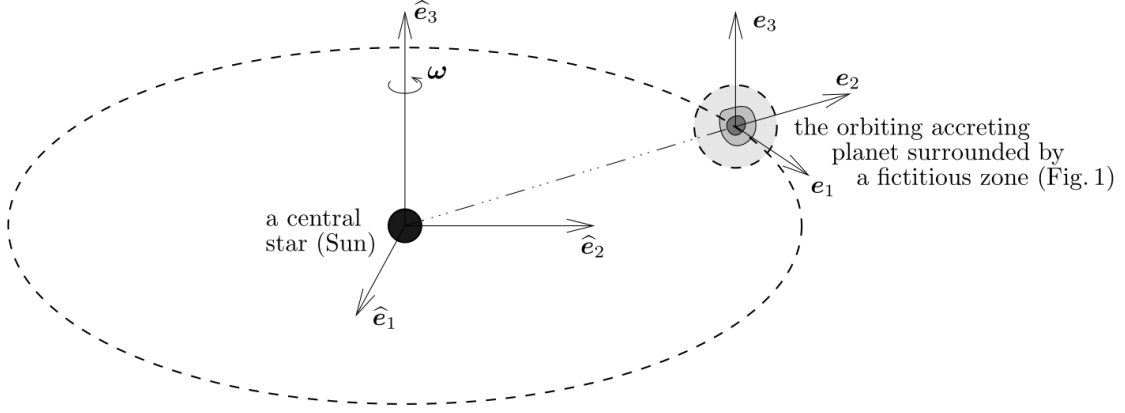


Figure 2: *The system from Figure 1 is orbiting around a distant orbital center. Such motion is encoded by assuming that the coordinate frame $(\mathbf{e}_1, \mathbf{e}_2, \mathbf{e}_3)$ to be in uniform circular motion with respect to a fixed inertial referential frame $(\hat{\mathbf{e}}_1, \hat{\mathbf{e}}_2, \hat{\mathbf{e}}_3)$ with the angular velocity $\boldsymbol{\omega}$. Correspondingly, the referential forces occur in the frame $(\mathbf{e}_1, \mathbf{e}_2, \mathbf{e}_3)$.*

It is convenient to introduce two reference frames. Let $(\hat{\mathbf{e}}_1, \hat{\mathbf{e}}_2, \hat{\mathbf{e}}_3)$ indicate an inertial reference frame centered in the orbital center and indicate the corresponding variable as $\hat{\mathbf{x}} = (\hat{x}_1, \hat{x}_2, \hat{x}_3)$. At the same time, we consider the noninertial reference frame $(\mathbf{e}_1, \mathbf{e}_2, \mathbf{e}_3)$ rotating with respect to $(\hat{\mathbf{e}}_1, \hat{\mathbf{e}}_2, \hat{\mathbf{e}}_3)$ with axis $\hat{\mathbf{e}}_3$, same center, and with constant scalar angular velocity ω . We indicate the corresponding variable by $\mathbf{x} = (x_1, x_2, x_3)$. More precisely, we consider the coordinate transformation $\hat{\mathbf{x}} = R_t(\mathbf{x})$ by letting

$$\hat{x}_3 = x_3, \quad \hat{x}_1 = x_1 \cos(\theta(t)) - x_2 \sin(\theta(t)), \quad \hat{x}_2 = x_1 \sin(\theta(t)) + x_2 \cos(\theta(t))$$

with $\theta(t) = \omega t$ for $t \in \mathbb{R}$. In particular, one has that $\mathbf{e}_3 = \hat{\mathbf{e}}_3$, so that the angular velocity vector $\boldsymbol{\omega} = (0, 0, \omega)$ has the same expression in both reference frames.

The density of the system in inertial coordinates reads $\widehat{\varrho}(t, \widehat{\boldsymbol{x}}) = \varrho(t, R_t^{-1}(\widehat{\boldsymbol{x}})) = \varrho(t, \boldsymbol{x})$. We assume that the orbital center 0 is the barycenter of a large mass $\widehat{\varrho}_*(t, \widehat{\boldsymbol{x}})$. In case of the Sun-Earth system, $\widehat{\varrho}_*$ is the mass distribution of the Sun and $\widehat{\varrho}$ is that of the Earth. The two mass distributions $\widehat{\varrho}_*$ and $\widehat{\varrho}$ are assumed to be very distant and to be both compactly supported, uniformly with respect to time.

The gravity acceleration $\widehat{\boldsymbol{g}}(t, \widehat{\boldsymbol{x}}) = -\nabla_{\widehat{\boldsymbol{x}}}\widehat{V}(t, \widehat{\boldsymbol{x}})$ is defined via the gravitational constant G from the *gravitational potential* \widehat{V} governed for all times by the Poisson equation

$$\Delta_{\widehat{\boldsymbol{x}}}\widehat{V} = 4\pi G(\widehat{\varrho}_* + \widehat{\varrho}) \quad \text{on } \mathbb{R}^3. \quad (2.16)$$

In the physically relevant three-dimensional situation, the unique solution of (2.16) satisfying the condition $\lim_{|\widehat{\boldsymbol{x}}|\rightarrow\infty}\widehat{V}(t, \widehat{\boldsymbol{x}}) = 0$ can be written in terms of the Green function of the Laplace operator as

$$\widehat{V}(t, \widehat{\boldsymbol{x}}) = -G \int_{\mathbb{R}^3} \frac{\widehat{\varrho}_*(t, \widetilde{\boldsymbol{x}}) + \widehat{\varrho}(t, \widetilde{\boldsymbol{x}})}{|\widehat{\boldsymbol{x}} - \widetilde{\boldsymbol{x}}|} d\widetilde{\boldsymbol{x}}. \quad (2.17)$$

Note that the potential \widehat{V} is negative, following the geophysical convention (as opposed to the convention in mathematics, cf., e.g., [10, 11]). Then we have the mere gravitational acceleration

$$\widehat{\boldsymbol{g}}(t, \widehat{\boldsymbol{x}}) = -\nabla_{\widehat{\boldsymbol{x}}}\widehat{V}(t, \widehat{\boldsymbol{x}}) = G \int_{\mathbb{R}^3} \frac{(\widehat{\varrho}_*(t, \widetilde{\boldsymbol{x}}) + \widehat{\varrho}(t, \widetilde{\boldsymbol{x}}))(\widetilde{\boldsymbol{x}} - \widehat{\boldsymbol{x}})}{|\widetilde{\boldsymbol{x}} - \widehat{\boldsymbol{x}}|^3} d\widetilde{\boldsymbol{x}} \quad (2.18)$$

so that the gravitational force density at $(t, \widehat{\boldsymbol{x}})$ reads $\widehat{\varrho}(t, \widehat{\boldsymbol{x}})\boldsymbol{g}(t, \widehat{\boldsymbol{x}})$.

The overall gravity acceleration relative to the uniformly rotating noninertial frame $(\boldsymbol{e}_1, \boldsymbol{e}_2, \boldsymbol{e}_3)$ takes the form

$$\widehat{\boldsymbol{g}} - 2\boldsymbol{\omega} \times \boldsymbol{v} - \boldsymbol{\omega} \times (\boldsymbol{\omega} \times \widehat{\boldsymbol{x}}),$$

where $-2\boldsymbol{\omega} \times \boldsymbol{v}$ is the Coriolis acceleration (and \boldsymbol{v} denotes the velocity relative to the rotating frame) and $-\boldsymbol{\omega} \times (\boldsymbol{\omega} \times \widehat{\boldsymbol{x}})$ is the centrifugal acceleration. Note that no Euler force $-\dot{\boldsymbol{\omega}} \times \widehat{\boldsymbol{x}}$ occurs, as $\boldsymbol{\omega}$ is constant.

Our aim is now to reduce the model to the region Ω and to the noninertial coordinates \boldsymbol{x} . To this end, we introduce some simplifying assumption, which apply to the Sun-Earth system, in particular. To start with, we assume that the mass of $\widehat{\varrho}_*$ is much larger than that of $\widehat{\varrho}$. This allows to neglect the influence of $\widehat{\varrho}$ on $\widehat{\varrho}_*$, so that we reduce ourselves to model the influence of the latter on the former.

Secondly, we assume that the centrifugal forces are balanced by the gravitational forces generated by the large mass distribution $\widehat{\varrho}_*$, so that both contributions can be omitted. This assumption is reasonable in case the supports of the two mass distributions is much smaller than their distance. In fact, in case the support of $\widehat{\varrho}_*$ is small and independent of time one can approximate the gravity acceleration generated by $\widehat{\varrho}_*$ by $-GM_*\widehat{\boldsymbol{x}}/|\widehat{\boldsymbol{x}}|^3$ where M_* indicates the mass $M_* := \int_{\mathbb{R}^3} \widehat{\varrho}_*(t, \widetilde{\boldsymbol{x}}) d\widetilde{\boldsymbol{x}}$. On the other hand, if the support of $\widehat{\varrho}$ is small, one

can approximate the centrifugal acceleration by $-\boldsymbol{\omega} \times (\boldsymbol{\omega} \times \widehat{\boldsymbol{x}}) = \omega^2(\widehat{x}_1, \widehat{x}_2, 0)$ by $\omega^2 \widehat{\boldsymbol{x}}$, i.e., by modifying the \mathbf{e}_3 component. Let now $D > 0$ be the distance between the two supports. If D is large with respect to the diameter of the support of $\widehat{\varrho}$, in order to quantify the acceleration on $\widehat{\varrho}$ one can systematically replace $\widehat{\boldsymbol{x}}$ by $D\widehat{\boldsymbol{x}}/|\widehat{\boldsymbol{x}}|$ in the expression of the accelerations. In particular, the centrifugal and gravity accelerations on $\widehat{\varrho}$ are balanced if

$$\mathbf{0} = \frac{GM_* \widehat{\boldsymbol{x}}}{D^3} - \frac{\omega^2 D \widehat{\boldsymbol{x}}}{D}$$

which holds for $\omega^2 = GM_*/D^3$ (note that the sign of ω is uninfluential). Let us mention that the above approximations are well justified for the Sun-Earth system. In this case, the computed revolution period $2\pi/\omega$ corresponds to 365.26 days, to be compared with 365.24 days duration of one year, with a 0.005% error.

In conclusion, under the above assumptions, by letting $\mathbf{g}(t, \boldsymbol{x}) = \widehat{\mathbf{g}}(t, R_t(\widehat{\boldsymbol{x}}))$ the momentum equilibrium equation (2.8) reads

$$\frac{\partial}{\partial t}(\varrho \mathbf{v}) + \operatorname{div}(\varrho \mathbf{v} \otimes \mathbf{v} - \delta'_e(J, \theta; \mathbf{e}(\mathbf{v}))) + \nabla p = \varrho \mathbf{g} - 2\varrho \boldsymbol{\omega} \times \mathbf{v}. \quad (2.19)$$

2.4 Open thermodynamics of self-gravitating accretion

We now proceed to extend the setting from Section 2.2 to allow for incoming material. It will be instrumental to assume that the region Ω is invariant under deformation, i.e., $\mathbf{y}(t, \Omega) = \Omega$ for all times. This in particular implies that the normal component of the velocity vanishes at the boundary, namely, $\mathbf{v} \cdot \mathbf{n} = 0$ on $\Gamma := \partial\Omega$. Such a no-flux boundary conditions does not allow to model material influx across the boundary Ω . We hence resort in modeling incoming material by identifying some border region of Ω , where material is added, see Figure 1. We believe this somewhat nonphysical setting to be well motivated by the fact that the relevant portion of Ω , where the system shows high density, may be assumed to be far from this border region. For simplicity, let us ignore a possible outflow of material, but see Remark 2.3,

In the border region, we assume that the incoming material has a given mass density rate $r_{\text{ext}} = r_{\text{ext}}(t, \boldsymbol{x})$, a velocity $\mathbf{v}_{\text{ext}} = \mathbf{v}_{\text{ext}}(t, \boldsymbol{x})$, and a heat rate (power) $h_{\text{ext}} = h_{\text{ext}}(t, \boldsymbol{x})$. These quantities may depend on time and space. On the other hand, to avoid other technicalities, the incoming material itself is assumed to feature time-and-space independent thermo-viscoelastic properties. In particular, the referential mass density ϱ_0 of the incoming material, its free energy ψ , and its viscosity described by the dissipation δ are assumed to not depend on time nor on space. In particular, the mass conservation equation (2.5) is extended as

$$\frac{\partial \varrho}{\partial t} + \operatorname{div}(\varrho \mathbf{v}) = r_{\text{ext}}. \quad (2.20)$$

To prevent infinite compression, i.e., $J = 0$, one can follow the approach in [29, 37], where a positive lower bound on J is directly obtained from the corresponding evolution

equation. These however apply to the case of suitably regular velocities \mathbf{v} , and do not seem to be amenable in the current setting. We hence follow another path and assume that the energy blows up for $J \rightarrow 0+$. At the same time, we aim at conserving the algebraic relation (2.6), which in turn ensures the possibility of controlling ϱ . Yet, assuming (2.6) and (2.20) requires extending also the kinematic equation (2.3) suitably. To this goal, we assume that an incoming *volume rate* $-v_{\text{ext}}$ can be associated with the incoming material, suitably related with r_{ext} , cf. (2.28) below. This modifies (2.3) as

$$\dot{J} = (\text{div } \mathbf{v} - v_{\text{ext}})J. \quad (2.21)$$

An extension of a kinematic equation (in terms of the whole Cauchy-Green tensor $\mathbf{F}\mathbf{F}^\top$) of this kind is used in [17] for a tumor-growth problem.

Altogether, this incoming bulk material induces additional contributions in the right-hand-side of (2.5) by r_{ext} as in (2.20), of the momentum equation (2.19) by the incoming momentum rate $r_{\text{ext}}\mathbf{v}_{\text{ext}}$, of the evolution equation for J (2.3) as in (2.21), and of the entropy equation (2.9) by the incoming entropy rate $v_{\text{ext}}\eta + h_{\text{ext}}/\theta$, i.e.,

$$\frac{\partial \eta}{\partial t} + \text{div}(\mathbf{v}\eta) = \frac{\xi - \text{div } \mathbf{j} + h_{\text{ext}}}{\theta} + v_{\text{ext}}\eta \quad (2.22)$$

with \mathbf{j} and ξ again from (2.9). The extended kinematic equation (2.21) induces a modification in the computation for (2.10) leading to

$$\begin{aligned} \frac{\partial \eta}{\partial t} + \text{div}(\mathbf{v}\eta) &= -\frac{\psi''_{\theta\theta}(J, \theta)}{J} \dot{\theta} + \left(\frac{\psi'_\theta(J, \theta)}{J^2} - \frac{\psi''_{J\theta}(J, \theta)}{J} \right) \mathbf{j} - \frac{\psi'_\theta(J, \theta)}{J} \text{div } \mathbf{v} \\ &\stackrel{(2.21)}{=} -\frac{\psi''_{\theta\theta}(J, \theta)}{J} \dot{\theta} + \left(\frac{\psi'_\theta(J, \theta)}{J} - \psi''_{J\theta}(J, \theta) \right) (\text{div } \mathbf{v} - v_{\text{ext}}) - \frac{\psi'_\theta(J, \theta)}{J} \text{div } \mathbf{v} \\ &= -\frac{\psi''_{\theta\theta}(J, \theta)}{J} \dot{\theta} - \psi''_{J\theta}(J, \theta) \text{div } \mathbf{v} + v_{\text{ext}} \left(\psi''_{J\theta}(J, \theta) - \frac{\psi'_\theta(J, \theta)}{J} \right). \end{aligned} \quad (2.23)$$

The extended entropy equation (2.22) then gives the heat-transfer equation

$$c(J, \theta)\dot{\theta} - \text{div}(\kappa(J, \theta)\nabla\theta) = \xi + \theta\psi''_{J\theta}(J, \theta) \text{div } \mathbf{v} - v_{\text{ext}}\theta\psi''_{J\theta}(J, \theta) + h_{\text{ext}}. \quad (2.24)$$

with the heat capacity c again from (2.11). The modification of the kinematic equation (2.21) influences also the calculations for (2.15) as

$$\begin{aligned} \frac{\partial w}{\partial t} + \text{div}(\mathbf{v}w) &= \dot{w} + w \text{div } \mathbf{v} = \overline{\left(\frac{\gamma(J, \theta) - \theta\gamma'_\theta(J, \theta)}{J} \right)} + \frac{\gamma(J, \theta) - \theta\gamma'_\theta(J, \theta)}{J} \text{div } \mathbf{v} \\ &= \left(\left(\frac{\gamma(J, \theta)}{J} \right)'_J - \theta \left(\frac{\gamma'_\theta(J, \theta)}{J} \right)'_J \right) \mathbf{j} - \theta \frac{\gamma''_{\theta\theta}(J, \theta)}{J} \dot{\theta} + \frac{\gamma(J, \theta) - \theta\gamma'_\theta(J, \theta)}{J} \text{div } \mathbf{v} \\ &\stackrel{(2.21)}{=} J \left(\frac{\gamma(J, \theta) - \theta\gamma'_\theta(J, \theta)}{J} \right)'_J (\text{div } \mathbf{v} - v_{\text{ext}}) - \theta \frac{\gamma''_{\theta\theta}(J, \theta)}{J} \dot{\theta} + \frac{\gamma(J, \theta) - \theta\gamma'_\theta(J, \theta)}{J} \text{div } \mathbf{v} \\ &= c(J, \theta)\dot{\theta} + \gamma'_J(J, \theta) \text{div } \mathbf{v} - \theta\gamma''_{J\theta}(J, \theta) \text{div } \mathbf{v} - J \left(\frac{\gamma(J, \theta) - \theta\gamma'_\theta(J, \theta)}{J} \right)'_J v_{\text{ext}} \end{aligned}$$

$$= c(J, \theta)\dot{\theta} + \gamma'_J(J, \theta) \operatorname{div} \mathbf{v} - \theta \gamma''_{J\theta}(J, \theta) \operatorname{div} \mathbf{v} + (w - \gamma'_J(J, \theta) + \theta \gamma''_{J\theta}(J, \theta)) v_{\text{ext}}, \quad (2.25)$$

where again $w = (\gamma(J, \theta) - \theta \gamma'_\theta(J, \theta))/J$ with $\gamma(J, \theta) = \psi(J, \theta) - \phi(J)$ as in (2.13).

Therefore, the enthalpy formulation of (2.24) reads as

$$\frac{\partial w}{\partial t} + \operatorname{div}(\mathbf{v}w - \kappa(J, \theta) \nabla \theta) = \xi + \underbrace{(\psi'_J(J, \theta) - \phi'(J))}_{= \gamma'_J(J, \theta) \dot{J}/J} (\operatorname{div} \mathbf{v} - v_{\text{ext}}) + w v_{\text{ext}} + h_{\text{ext}}. \quad (2.26)$$

An important point is the description of the thermo-mechanical transition from the low-density dilute phase of the medium in areas far from the planet to a high-density viscoelastic fluid after the impact on the surface of the accreting planet. This surface is of course evolving with time. Note that we are not requiring this surface to be connected. In principle, the accretion process might lead to the development of a binary planetary system whose two parts are orbiting with respect to each other. This is for instance the case the Pluto-Charon or the Orcus-Vanth system. Moreover, our setting covers the case of a jovian-type planet with rings. We assume that the mass density at the surface of the accreting planet, which essentially determines the transition zone where impacts occur, is considered to be the referential density ϱ_0 as in Figure 3. The sudden decrease in volume during such impact-like transition leads to adiabatic heating. This, together with an abrupt velocity variation causing dissipation of mechanical energy through viscosity, leads to an increase of temperature at the surface.

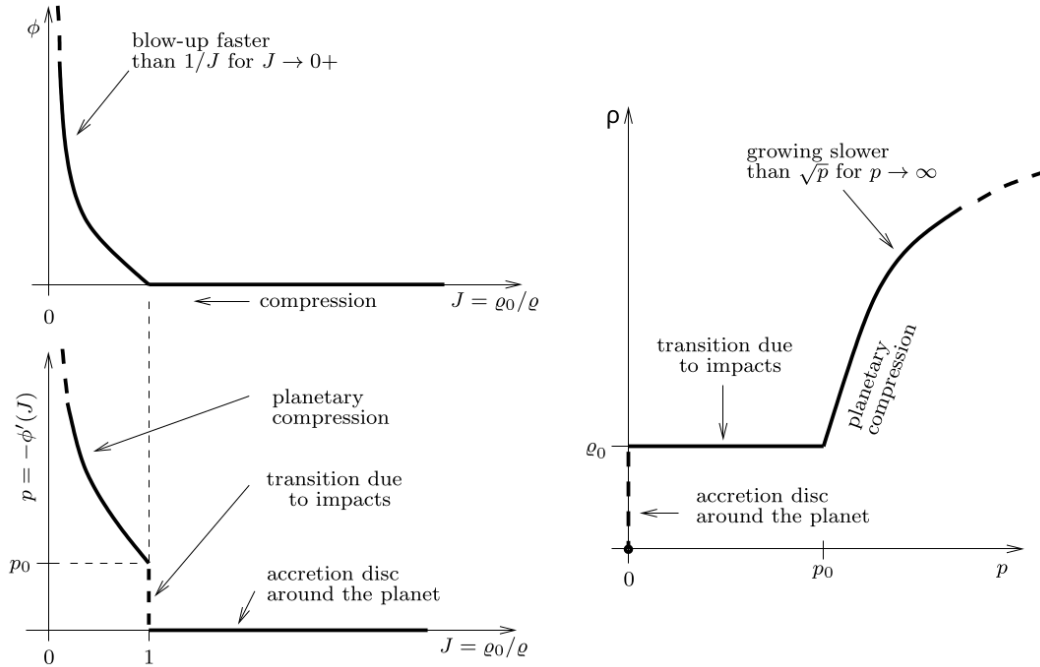


Figure 3: Schematic illustration of the transition from the diluted material (gas and dust) to the high-density viscoelastic fluid material of the planetary core. This transition is modeled by the kink in the graph of the bulk stored energy $\phi = \phi(J)$.

The self-gravitating open thermodynamical system is composed of (2.20), (2.19) expanded by the momentum rate $r_{\text{ext}}\mathbf{v}_{\text{ext}}$, (2.9) expanded by $v_{\text{ext}}\eta + h_{\text{ext}}/\theta$ and resulting into (2.26), and of (2.3) expanded by $-v_{\text{ext}}J$ and resulting into (2.21). Altogether, it yields the *extended* compressible Navier-Stokes-Fourier-Poisson system:

$$\frac{\partial \varrho}{\partial t} + \operatorname{div}(\varrho \mathbf{v}) = r_{\text{ext}}, \quad (2.27a)$$

$$\begin{aligned} \frac{\partial}{\partial t}(\varrho \mathbf{v}) + \operatorname{div}(\varrho \mathbf{v} \otimes \mathbf{v} - \delta'_e(J, \theta; \mathbf{e}(\mathbf{v}))) + \nabla p = r_{\text{ext}} \mathbf{v}_{\text{ext}} + \varrho \mathbf{g} - 2\varrho \boldsymbol{\omega} \times \mathbf{v} \\ \text{with } p = -\psi'_J(J, \theta), \quad \mathbf{g} = G \int_{\Omega} \frac{\varrho(\tilde{\mathbf{x}})(\tilde{\mathbf{x}} - \cdot)}{|\tilde{\mathbf{x}} - \cdot|^3} d\tilde{\mathbf{x}}, \end{aligned} \quad (2.27b)$$

$$\begin{aligned} \frac{\partial w}{\partial t} + \operatorname{div}(w \mathbf{v} - \kappa(J, \theta) \nabla \theta) = \delta'_e(J, \theta; \mathbf{e}(\mathbf{v})) : \mathbf{e}(\mathbf{v}) + (\psi'_J(J, \theta) - \phi'(J)) (\operatorname{div} \mathbf{v} - v_{\text{ext}}) \\ + w v_{\text{ext}} + h_{\text{ext}} \quad \text{with } w = \frac{\psi(J, \theta) - \theta \psi'_\theta(J, \theta) - \phi(J)}{J}, \end{aligned} \quad (2.27c)$$

$$\frac{\partial J}{\partial t} = (\operatorname{div} \mathbf{v} - v_{\text{ext}})J - \mathbf{v} \cdot \nabla J. \quad (2.27d)$$

In Section 4 below, we investigate the *stability* of this system, namely, we prove that gravitational self-collapse is excluded. To this aim, it is instrumental that ϱ depends on J through (2.6). To this end, we pose the following relation between incoming mass and volume rates

$$r_{\text{ext}} = \frac{\varrho_0 v_{\text{ext}}}{J}. \quad (2.28)$$

Let us note that (2.27d), written as (2.21), is equivalent to $\overline{\dot{(1/J)}} = (v_{\text{ext}} - \operatorname{div} \mathbf{v})(1/J)$. Hence, by multiplying by ϱ_0 and letting $\varrho = \varrho_0/J$ as in (2.6), we obtain $\dot{\varrho} = (v_{\text{ext}} - \operatorname{div} \mathbf{v})\varrho$. This is nothing but (2.27a), provided that (2.28) with $\varrho_0 = \varrho J$ is taken into account.

Conversely, relation $\varrho = \varrho_0/J$ can be obtained from (2.27a) and (2.27d). Indeed, assuming the existence of a function f such that $\varrho = f(J)$, we have

$$\frac{\dot{\varrho}}{\varrho} = \frac{f'(J)\dot{J}}{f(J)} = \frac{f'(J)J\dot{J}}{f(J)J} \stackrel{(2.27d)}{=} \frac{f'(J)J}{f(J)} (\operatorname{div} \mathbf{v} - v_{\text{ext}}) \quad (2.29)$$

We then recover (2.27a) if $v_{\text{ext}} = r_{\text{ext}}/f(J)$ and $f'(J)J/f(J) = -1$, i.e., if f solves the ordinary differential equation $f'(J) = -f(J)/J$. Fixing $f(1) = \varrho_0$, the equation admits the unique solution $f(J) = \varrho_0/J$, i.e., (2.6). In this case (2.28) is $r_{\text{ext}} = v_{\text{ext}}\varrho$.

Let us mention that an alternative way to preserve (2.6) would be that of modifying the referential mass density ϱ_0 , cf. [7, 8, 13, 14]. Here, we do not follow this alternative approach, as we prefer to stay with the interpretation of ϱ_0 as initial condition.

Remark 2.1 (*The incoming volume rate*). In order to offer a possible interpretation of the occurrence of the incoming volume rate v_{ext} let us recall the standard Kröner-Lee-Liu [24, 25] *multiplicative decomposition* of $\mathbf{F} = \mathbf{F}_e \mathbf{F}_s$. Here, \mathbf{F}_e and \mathbf{F}_s are classically interpreted as the

elastic and the inelastic distortion, respectively. Depending on the context, the tensor \mathbf{F}_s is interpreted as a plastic or a creep distortion. In some models, it may correspond to some isotropic-swelling distortion and take the form $\mathbf{F}_s = (1+s)^{1/3}\mathbf{I}$, with s denoting volume variation due to swelling or morphogenic growth, cf. e.g. [6, 12] or [21, Chap.12]. Then, letting $J_e = \det \mathbf{F}_e$, we have $J = \det \mathbf{F} = J_e(1+s)$. From $\dot{J} = (1+s)\dot{J}_e + J_e\dot{s}$ and (2.3), we have

$$\dot{J}_e = \left(\operatorname{div} \mathbf{v} - \frac{\dot{s}}{1+s} \right) J_e.$$

This is reminiscent of (2.21), with J corresponding to the elastic-distortion determinant J_e and the incoming volume rate v_{ext} to the *volume-deviation rate* $\dot{s}/(1+s)$. Given v_{ext} , the volume deviation itself could then be reconstructed from the equation $\dot{s} = v_{\text{ext}}(1+s)$.

2.5 Mass, momentum, energy, and entropy balance behind (2.27)

To establish the balance of mass, momentum, energy, and entropy we must prescribe boundary conditions. We consider the domain Ω with boundary $\Gamma := \partial\Omega$ to be thermally insulated, impermeable, and offering no friction to motion (i.e., we assume homogeneous Navier condition). In particular, we prescribe

$$\mathbf{v} \cdot \mathbf{n} = 0, \quad [\delta'_e(J, \theta; \mathbf{e}(\mathbf{v}))\mathbf{n}]_{\Gamma} = \mathbf{0}, \quad \text{and} \quad \nabla\theta \cdot \mathbf{n} = 0 \quad \text{on } \Gamma. \quad (2.30)$$

where $[\cdot]_{\Gamma}$ denotes the tangential component of a vector. The Navier condition $\mathbf{v} \cdot \mathbf{n} = 0$ ensures that the actual deforming domain has the same shape as the referential one, namely, $\mathbf{y}(t, \Omega) = \Omega$.

The mass balance contains a source term due to the incoming mass with the rate r_{ext} . By integrating (2.27a) over Ω , we obtain

$$\frac{d}{dt} \underbrace{\int_{\Omega} \varrho \, d\mathbf{x}}_{\text{total mass in the domain } \Omega} = \underbrace{\int_{\Omega} r_{\text{ext}} \, d\mathbf{x}}_{\text{incoming mass rate}}. \quad (2.31)$$

The momentum balance features a source term due to the momentum of the incoming material with the rate $r_{\text{ext}}\mathbf{v}_{\text{ext}}$, and can be obtained by integrating (2.27b) over Ω . As for the self-gravitational acceleration, we can use the integral formula (2.18), which gives by symmetry

$$\int_{\Omega} \varrho \mathbf{g} \, d\mathbf{x} = G \int_{\Omega} \int_{\Omega} \frac{\varrho(\mathbf{x})\varrho(\tilde{\mathbf{x}})(\tilde{\mathbf{x}}-\mathbf{x})}{|\tilde{\mathbf{x}}-\mathbf{x}|^3} \, d\mathbf{x}d\tilde{\mathbf{x}} = \mathbf{0}. \quad (2.32)$$

Altogether, we obtain the momentum balance:

$$\frac{d}{dt} \underbrace{\int_{\Omega} \varrho \mathbf{v} \, d\mathbf{x}}_{\text{total momentum}} = \underbrace{\int_{\Omega} r_{\text{ext}} \mathbf{v}_{\text{ext}} \, d\mathbf{x}}_{\text{incoming momentum rate}} - \underbrace{\int_{\Omega} 2\varrho \boldsymbol{\omega} \times \mathbf{v} \, d\mathbf{x}}_{\text{momentum rate from the Coriolis force}}. \quad (2.33)$$

Note the occurrence of a momentum rate related to Coriolis forces, which reveals the *external* nature of such fictitious force.

To proceed further, we rewrite the momentum equation (2.27b) by using

$$\begin{aligned}
\frac{\partial}{\partial t}(\varrho \mathbf{v}) + \operatorname{div}(\varrho \mathbf{v} \otimes \mathbf{v}) &= \varrho \frac{\partial \mathbf{v}}{\partial t} + \frac{\partial \varrho}{\partial t} \mathbf{v} + \varrho \operatorname{div}(\mathbf{v} \otimes \mathbf{v}) + (\mathbf{v} \cdot \nabla \varrho) \mathbf{v} \\
&\stackrel{(2.27a)}{=} \varrho \frac{\partial \mathbf{v}}{\partial t} - \varrho (\operatorname{div} \mathbf{v}) \mathbf{v} - (\mathbf{v} \cdot \nabla \varrho) \mathbf{v} + \varrho (\mathbf{v} \cdot \nabla) \mathbf{v} + \varrho (\operatorname{div} \mathbf{v}) \mathbf{v} + (\mathbf{v} \cdot \nabla \varrho) \mathbf{v} + r_{\text{ext}} \mathbf{v} \\
&= \varrho \left(\frac{\partial \mathbf{v}}{\partial t} + (\mathbf{v} \cdot \nabla) \mathbf{v} \right) + r_{\text{ext}} \mathbf{v}.
\end{aligned} \tag{2.34}$$

We thus can write (2.27b) equivalently as

$$\varrho \dot{\mathbf{v}} - \operatorname{div} \delta'_e(J, \theta; \mathbf{e}(\mathbf{v})) + \nabla p = r_{\text{ext}}(\mathbf{v}_{\text{ext}} - \mathbf{v}) + \varrho \mathbf{g} - 2\varrho \boldsymbol{\omega} \times \mathbf{v}. \tag{2.35}$$

We now multiply of the momentum equation in the form (2.35) by \mathbf{v} , integrate over Ω , and use the Green formula, taking the the corresponding boundary conditions into account. In particular, we also use the nonhomogeneous evolution-and-transport equation (2.27a) multiplied by $|\mathbf{v}|^2/2$. We obtain

$$\frac{\partial}{\partial t} \left(\frac{\varrho}{2} |\mathbf{v}|^2 \right) = \varrho \mathbf{v} \cdot \frac{\partial \mathbf{v}}{\partial t} + \frac{\partial \varrho}{\partial t} \frac{|\mathbf{v}|^2}{2} = \varrho \mathbf{v} \cdot \frac{\partial \mathbf{v}}{\partial t} - \operatorname{div}(\varrho \mathbf{v}) \frac{|\mathbf{v}|^2}{2} + \frac{r_{\text{ext}}}{2} |\mathbf{v}|^2, \tag{2.36}$$

where the last term represents the rate of increase of the kinetic energy by the incoming mass flux r_{ext} . Thus we have

$$\begin{aligned}
\int_{\Omega} \varrho (\mathbf{v} \cdot \nabla) \mathbf{v} \cdot \mathbf{v} \, d\mathbf{x} &= \int_{\Omega} \varrho \mathbf{v} \cdot \nabla \left(\frac{|\mathbf{v}|^2}{2} \right) \, d\mathbf{x} = \int_{\Omega} \operatorname{div} \left(\varrho \mathbf{v} \frac{|\mathbf{v}|^2}{2} \right) \, d\mathbf{x} - \int_{\Omega} \operatorname{div}(\varrho \mathbf{v}) \frac{|\mathbf{v}|^2}{2} \, d\mathbf{x} \\
&= - \int_{\Omega} \operatorname{div}(\varrho \mathbf{v}) \frac{|\mathbf{v}|^2}{2} \, d\mathbf{x} \stackrel{(2.36)}{=} \frac{d}{dt} \int_{\Omega} \frac{\varrho}{2} |\mathbf{v}|^2 \, d\mathbf{x} - \int_{\Omega} r_{\text{ext}} \frac{|\mathbf{v}|^2}{2} - \varrho \frac{\partial \mathbf{v}}{\partial t} \cdot \mathbf{v} \, d\mathbf{x},
\end{aligned}$$

i.e.,

$$\int_{\Omega} \varrho \dot{\mathbf{v}} \cdot \mathbf{v} \, d\mathbf{x} = \frac{d}{dt} \int_{\Omega} \frac{\varrho}{2} |\mathbf{v}|^2 \, d\mathbf{x} - \int_{\Omega} \frac{r_{\text{ext}}}{2} |\mathbf{v}|^2 \, d\mathbf{x}. \tag{2.37}$$

In order to deal with the integral of $\varrho \mathbf{g} \cdot \mathbf{v}$, we multiply the the equation for the gravitational potential $V = 4\pi G \Delta^{-1} \varrho$ in (2.27b) by $\frac{\partial}{\partial t} V$, integrate on Ω , and find

$$\begin{aligned}
\frac{d}{dt} \int_{\mathbb{R}^3} \frac{|\nabla V|^2}{8\pi G} \, d\mathbf{x} &= - \int_{\mathbb{R}^3} \frac{\Delta V}{4\pi G} \frac{\partial V}{\partial t} \, d\mathbf{x} = - \int_{\Omega} \varrho \frac{\partial V}{\partial t} \, d\mathbf{x} \\
&= \int_{\Omega} \frac{\partial \varrho}{\partial t} V \, d\mathbf{x} - \frac{d}{dt} \int_{\Omega} \varrho V \, d\mathbf{x} \stackrel{(2.27a)}{=} \int_{\Omega} V (r_{\text{ext}} - \operatorname{div}(\varrho \mathbf{v})) \, d\mathbf{x} - \frac{d}{dt} \int_{\Omega} \varrho V \, d\mathbf{x} \\
&= \int_{\Omega} r_{\text{ext}} V + \varrho \mathbf{v} \cdot \nabla V \, d\mathbf{x} - \int_{\Gamma} \varrho V \underbrace{\mathbf{v} \cdot \mathbf{n}}_{=0} \, dS - \frac{d}{dt} \int_{\Omega} \varrho V \, d\mathbf{x},
\end{aligned}$$

so that

$$\int_{\Omega} \varrho \mathbf{g} \cdot \mathbf{v} \, d\mathbf{x} = - \int_{\Omega} \varrho \nabla V \cdot \mathbf{v} \, d\mathbf{x} = - \frac{d}{dt} \left(\int_{\mathbb{R}^3} \frac{|\nabla V|^2}{8\pi G} \, d\mathbf{x} + \int_{\Omega} \varrho V \, d\mathbf{x} \right) + \int_{\Omega} r_{\text{ext}} V \, d\mathbf{x}. \tag{2.38}$$

Eventually, we handle the contribution from the pressure p as

$$\begin{aligned}
\int_{\Omega} \nabla p \cdot \mathbf{v} \, d\mathbf{x} &= \int_{\Omega} \psi'_J(J, \theta) \operatorname{div} \mathbf{v} \, d\mathbf{x} = \int_{\Omega} \phi'(J) (\operatorname{div} \mathbf{v} - v_{\text{ext}}) + v_{\text{ext}} \phi'(J) + \gamma'_J(J, \theta) \operatorname{div} \mathbf{v} \, d\mathbf{x} \\
&\stackrel{(2.27d)}{=} \int_{\Omega} \phi'(J) \frac{\dot{J}}{J} + v_{\text{ext}} \phi'(J) + \gamma'_J(J, \theta) \operatorname{div} \mathbf{v} \, d\mathbf{x} \\
&= \int_{\Omega} \left(\left[\frac{\phi(J)}{J} \right]' + \frac{\phi(J)}{J^2} \right) \dot{J} + v_{\text{ext}} \phi'(J) + \gamma'_J(J, \theta) \operatorname{div} \mathbf{v} \, d\mathbf{x} \\
&\stackrel{(2.27d)}{=} \int_{\Omega} \left[\frac{\phi(J)}{J} \right]' \dot{J} + \frac{\phi(J)}{J} (\operatorname{div} \mathbf{v} - v_{\text{ext}}) + v_{\text{ext}} \phi'(J) + \gamma'_J(J, \theta) \operatorname{div} \mathbf{v} \, d\mathbf{x} \\
&= \int_{\Omega} \frac{\partial}{\partial t} \left(\frac{\phi(J)}{J} \right) + \nabla \left(\frac{\phi(J)}{J} \right) \cdot \mathbf{v} + \frac{\phi(J)}{J} (\operatorname{div} \mathbf{v} - v_{\text{ext}}) + v_{\text{ext}} \phi'(J) + \gamma'_J(J, \theta) \operatorname{div} \mathbf{v} \, d\mathbf{x} \\
&= \frac{d}{dt} \int_{\Omega} \frac{\phi(J)}{J} \, d\mathbf{x} + \int_{\Omega} \operatorname{div} \left(\frac{\phi(J)}{J} \mathbf{v} \right) + v_{\text{ext}} \left(\phi'(J) - \frac{\phi(J)}{J} \right) + \gamma'_J(J, \theta) \operatorname{div} \mathbf{v} \, d\mathbf{x} \\
&= \frac{d}{dt} \int_{\Omega} \frac{\phi(J)}{J} \, d\mathbf{x} + \int_{\Gamma} \frac{\phi(J)}{J} \underbrace{\mathbf{v} \cdot \mathbf{n}}_{=0} \, dS + \int_{\Omega} v_{\text{ext}} \left(\phi'(J) - \frac{\phi(J)}{J} \right) + \gamma'_J(J, \theta) \operatorname{div} \mathbf{v} \, d\mathbf{x}, \quad (2.39)
\end{aligned}$$

where again $\phi(J) = \psi(J, 0)$ and $\gamma(J, \theta) := \psi(J, \theta) - \phi(J)$. Thus, the momentum equation (2.35) multiplied by \mathbf{v} and integrated over Ω gives

$$\int_{\Omega} \rho \dot{\mathbf{v}} \cdot \mathbf{v} + \delta'_e(J, \theta; \mathbf{e}(\mathbf{v})) : \mathbf{e}(\mathbf{v}) + \nabla p \cdot \mathbf{v} \, d\mathbf{x} = \int_{\Omega} \left(r_{\text{ext}} (\mathbf{v}_{\text{ext}} - \mathbf{v}) - \rho \nabla V \right) \cdot \mathbf{v} \, d\mathbf{x}. \quad (2.40)$$

By using (2.37), (2.38), and (2.39), we can rewrite (2.40) into the form of the energy-dissipation balance:

$$\begin{aligned}
&\frac{d}{dt} \left(\underbrace{\int_{\Omega} \frac{\rho}{2} |\mathbf{v}|^2}_{\text{kinetic energy}} + \underbrace{\frac{\phi(J)}{J} + \rho V}_{\text{stored and gravitational energy}} \, d\mathbf{x} + \int_{\mathbb{R}^3} \frac{|\nabla V|^2}{8\pi G} \, d\mathbf{x} \right) + \int_{\Omega} \underbrace{\delta'_e(J, \theta; \mathbf{e}(\mathbf{v})) : \mathbf{e}(\mathbf{v})}_{\text{viscosity dissipation rate}} \, d\mathbf{x} \\
&= \int_{\Omega} r_{\text{ext}} (\mathbf{v}_{\text{ext}} - \mathbf{v}) \cdot \mathbf{v} + \frac{r_{\text{ext}}}{2} |\mathbf{v}|^2 + r_{\text{ext}} V + v_{\text{ext}} \left(\frac{\phi(J)}{J} - \phi'(J) \right) - \gamma'_J(J, \theta) \operatorname{div} \mathbf{v} \, d\mathbf{x} \\
&= \int_{\Omega} \left(\underbrace{\frac{r_{\text{ext}}}{2} |\mathbf{v}_{\text{ext}}|^2 + r_{\text{ext}} V + v_{\text{ext}} \left(\frac{\phi(J)}{J} - \phi'(J) \right)}_{\text{rate of energy (power) of the material coming from the outer space}} \right. \\
&\quad \left. - \underbrace{\gamma'_J(J, \theta) \operatorname{div} \mathbf{v}}_{\text{power of adiabatic effects}} - \underbrace{\frac{r_{\text{ext}}}{2} |\mathbf{v}_{\text{ext}} - \mathbf{v}|^2}_{\text{power of friction of incoming material}} \right) \, d\mathbf{x}. \quad (2.41)
\end{aligned}$$

Summing (2.41) with (2.27c) integrated over Ω , we obtain the expected total-energy balance:

$$\frac{d}{dt} \left(\int_{\Omega} \underbrace{\frac{\rho}{2} |\mathbf{v}|^2}_{\text{kinetic energy}} + \underbrace{\rho V}_{\text{gravitational energy}} + \underbrace{\frac{\phi(J)}{J} + w(J, \theta)}_{= (\psi(J, \theta) - \theta \psi'_\theta(J, \theta)) / J} \, d\mathbf{x} + \int_{\mathbb{R}^3} \frac{|\nabla V|^2}{8\pi G} \, d\mathbf{x} \right)$$

$$\begin{aligned}
&= \int_{\Omega} \left(\underbrace{\frac{r_{\text{ext}}}{2} |\mathbf{v}_{\text{ext}}|^2 + v_{\text{ext}} \left(\frac{\psi(J, \theta) - \theta \psi'_{\theta}(J, \theta)}{J} \right)}_{\text{rate of kinetic and internal energy incoming from the outer space}} \right. \\
&\quad + \underbrace{r_{\text{ext}} V}_{\text{rate of energy of mass in gravitational field}} + \underbrace{h_{\text{ext}}}_{\text{power of heat coming from outer space}} - \underbrace{\frac{r_{\text{ext}}}{2} |\mathbf{v}_{\text{ext}} - \mathbf{v}|^2}_{\text{power of friction of incoming material}} \left. \right) d\mathbf{x}. \quad (2.42)
\end{aligned}$$

It should be noted that we are assuming that the temperature of the incoming material corresponds to that of the particular point in space time, where the material occurs. On the other hand, the extra heat is accounted for by h_{ext} .

Notably, as we started from (2.22), the model complies with the 2nd law of thermodynamics. More specifically, from (2.22), we have the entropy balance

$$\frac{d}{dt} \underbrace{\int_{\Omega} \eta d\mathbf{x}}_{\text{total entropy}} = \int_{\Omega} \underbrace{\frac{\kappa |\nabla \theta|^2}{\theta^2} + \frac{\xi + h_{\text{ext}}}{\theta} + v_{\text{ext}} \eta}_{\text{entropy production rate}} d\mathbf{x}. \quad (2.43)$$

In particular, when $\xi \geq 0$, $h_{\text{ext}} \geq 0$, and $v_{\text{ext}} \geq 0$, the total entropy is nondecreasing in time.

Remark 2.2 (*Friction of incoming material*). The last nonpositive terms in (2.41) and (2.42) arise from friction when the incoming material has a different velocity \mathbf{v}_{ext} than the current velocity of the medium \mathbf{v} . They would vanish if we would have imposed that these velocities coincide, consistently with the assumption on temperature and on volume compression (determined by J). This latter point is however quite acceptable because the incoming material is presumably very cold (i.e. $\theta \sim 0$) and very diluted ($J \gg 1$), similarly as the material in those regions of Ω far from the accreting planet. Yet, there is no reason why $\mathbf{v}_{\text{ext}} - \mathbf{v}$ should be small, which is why we kept the general discrepancy between them in the model.

Remark 2.3 (*Outflowing material*). In reality, not all material which enters the vicinity of the accreting planet falls on the planet. Some portion of the incoming material leaves again to the outer space, as indicated in Figure 1. This suggests that r_{ext} may also be negative. Of course, it should be dependent on the mass density and the current velocity, not to withdraw material if there is none (which would nonphysically lead to a negative density ϱ) or if its velocity vector is not pointing towards the outer space. Thus, if $r_{\text{ext}}(t, \mathbf{x}) < 0$, one should rather consider $r_{\text{ext}} = r_{\text{ext}}(\mathbf{x}, \varrho, \mathbf{v})$. Also, it is reasonable to consider the outflowing material having the velocity \mathbf{v} , so $\mathbf{v}_{\text{ext}}(t, \mathbf{x}) = \mathbf{v}(t, \mathbf{x})$.

3 A two-component metal-silicate model

We now extend the above single-material model in order to model differentiation driven by self-gravitation. To this aim, we necessarily need to consider a multi-component system, with

single constituents having different densities and different thermo-viscoelastic responses. A minimal scenario is that of considering two components, namely, *metal* and *silicate*. This is actually the coarsest description of a usual structure of terrestrial type planets, which have a heavier metal core and a lighter silicate mantle. We hence will distinguish these components by the indexes “M” and “S”.

Both components have their own velocity \mathbf{v}_s and \mathbf{v}_M and temperature θ_s and θ_M , respectively. In addition, each component has its own density ρ_s and ρ_M and a viscoelastic response governed by the referential free energies $\psi_s = \psi_s(J, \theta)$ and $\psi_M = \psi_M(J, \theta)$ and the dissipation potentials $\delta_M = \delta_M(J, \theta; \mathbf{e})$ and $\delta_s = \delta_s(J, \theta; \mathbf{e})$. We again consider the split

$$\psi_s(J, \theta) = \phi_s(J) + \gamma_s(J, \theta) \quad \text{with} \quad \gamma_s(J, 0) = 0, \quad \text{and} \quad (3.1a)$$

$$\psi_M(J, \theta) = \phi_M(J) + \gamma_M(J, \theta) \quad \text{with} \quad \gamma_M(J, 0) = 0. \quad (3.1b)$$

Both components enter our open system with their own mass density rates $r_{M,\text{ext}} = r_{M,\text{ext}}(t, \mathbf{x})$ and $r_{S,\text{ext}} = r_{S,\text{ext}}(t, \mathbf{x})$, volumes $v_{M,\text{ext}} = v_{M,\text{ext}}(t, \mathbf{x})$ and $v_{S,\text{ext}} = v_{S,\text{ext}}(t, \mathbf{x})$, velocities $\mathbf{v}_{M,\text{ext}} = \mathbf{v}_{M,\text{ext}}(t, \mathbf{x})$ and $\mathbf{v}_{S,\text{ext}} = \mathbf{v}_{S,\text{ext}}(t, \mathbf{x})$, and heat rates $h_{M,\text{ext}} = h_{M,\text{ext}}(t, \mathbf{x})$ and $h_{S,\text{ext}} = h_{S,\text{ext}}(t, \mathbf{x})$. We impose the relation (2.28) on both components, namely,

$$r_{M,\text{ext}} = \frac{\rho_{0,m} v_{M,\text{ext}}}{J_{M,\text{ext}}} \quad \text{and} \quad r_{S,\text{ext}} = \frac{\rho_{0,s} v_{S,\text{ext}}}{J_{S,\text{ext}}}.$$

It is important to model the interaction between these two components. First, when moving with different velocities, one should expect some friction-like force between them. Let us consider it (for simplicity) as linearly dependent on the difference of velocities through a friction coefficient $f = f(\rho_M, \rho_S)$. Second, when $\theta_s \neq \theta_M$, one should consider an exchange of heat between these two components, depending through a heat-exchange coefficient $k = k(\rho_M, \rho_S)$ (for simplicity linearly) on the difference of the temperatures. Third, an important modelling ingredient is a phase separation in case of high densities. We will promote such separation by introducing a suitable mixing energy $\phi_{\text{mix}} = \phi_{\text{mix}}(J_M, J_S)$, modeling the tendency of the components (here, metals and silicates) to separate unless mutually diluted. In contrast to ψ_M and ψ_s , the mixing energy ϕ_{mix} is related to different volumes of metals and silicates and is hence to be considered with respect to actual volumes. To be more specific, let us assume that such mixing energy has the form

$$\phi_{\text{mix}}(J_M, J_S) = \varkappa \begin{cases} (J_M J_S)^{-\alpha} + \alpha J_M J_S - \alpha - 1 & \text{if } J_M J_S < 1, \\ 0 & \text{if } J_M J_S \geq 1 \end{cases} \quad (3.2)$$

with some given and large $\varkappa > 0$ (in physical unit $\text{Pa} = \text{J}/\text{m}^3$) and some $\alpha > 0$. Note that ϕ_{mix} in (3.2) is continuously differentiable. We refer to [36, Sects 5.2 and 5.4] for a discussion of different possible mixing-energy forms, as well as for references.

The self-gravitating system (2.27) is then considered doubled to describe the metallic and the silicate components separately, and augmented by the mentioned interaction mechanisms.

Altogether, it yields the system

$$\frac{\partial \varrho_M}{\partial t} + \operatorname{div}(\varrho_M \mathbf{v}_M) = r_{M,\text{ext}} \quad \text{and} \quad \frac{\partial \varrho_S}{\partial t} + \operatorname{div}(\varrho_S \mathbf{v}_S) = r_{S,\text{ext}}, \quad (3.3a)$$

$$\begin{aligned} \frac{\partial}{\partial t}(\varrho_M \mathbf{v}_M) + \operatorname{div}\left(\varrho_M \mathbf{v}_M \otimes \mathbf{v}_M - [\delta_M]'_e(J_M, \theta_M; \mathbf{e}(\mathbf{v}_M))\right) + \nabla p_M \\ = r_{M,\text{ext}} \mathbf{v}_{M,\text{ext}} + f(\varrho_M, \varrho_S)(\mathbf{v}_M - \mathbf{v}_S) + [\phi_{\text{mix}}]'_{J_M}(J_M, J_S) \nabla J_M + \varrho_M \mathbf{g} - 2\varrho_M \boldsymbol{\omega} \times \mathbf{v}_M \quad \text{and} \end{aligned}$$

$$\begin{aligned} \frac{\partial}{\partial t}(\varrho_S \mathbf{v}_S) + \operatorname{div}\left(\varrho_S \mathbf{v}_S \otimes \mathbf{v}_S - [\delta_S]'_e(J_S, \theta_S; \mathbf{e}(\mathbf{v}_S))\right) + \nabla p_S \\ = r_{S,\text{ext}} \mathbf{v}_{S,\text{ext}} + f(\varrho_M, \varrho_S)(\mathbf{v}_S - \mathbf{v}_M) + [\phi_{\text{mix}}]'_{J_S}(J_M, J_S) \nabla J_S + \varrho_S \mathbf{g} - 2\varrho_S \boldsymbol{\omega} \times \mathbf{v}_S \quad \text{with} \end{aligned}$$

$$p_M = -[\psi_M]'_{J_M}(J_M, \theta_M) - J_M [\phi_{\text{mix}}]'_{J_M}(J_M, J_S),$$

$$p_S = -[\psi_S]'_{J_S}(J_S, \theta_S) - J_S [\phi_{\text{mix}}]'_{J_S}(J_M, J_S),$$

$$\mathbf{g}(\cdot) = G \int_{\Omega} \frac{(\varrho_M(\tilde{\mathbf{x}}) + \varrho_S(\tilde{\mathbf{x}}))(\tilde{\mathbf{x}} - \cdot)}{|\tilde{\mathbf{x}} - \cdot|^3} d\tilde{\mathbf{x}}, \quad (3.3b)$$

$$\begin{aligned} \frac{\partial w_M}{\partial t} + \operatorname{div}\left(\mathbf{v}_M w_M - \kappa_M(J_M, \theta_M) \nabla \theta_M\right) &= [\delta_M]'_e(J_S, \theta_M; \mathbf{e}(\mathbf{v}_M)) : \mathbf{e}(\mathbf{v}_M) \\ &+ ([\psi_M]'_{J_M}(J_M, \theta_M) - \phi'_M(J_M)) (\operatorname{div} \mathbf{v}_M - v_{M,\text{ext}}) + w_M v_{M,\text{ext}} \\ &+ k(\varrho_M, \varrho_S)(\theta_S - \theta_M) + \frac{1}{2} f(\varrho_M, \varrho_S) |\mathbf{v}_M - \mathbf{v}_S|^2 + h_{M,\text{ext}}, \end{aligned}$$

$$\text{with } w_M = \frac{\gamma_M(J_M, \theta_M) - \theta_M [\gamma_M]'_\theta(J_M, \theta_M)}{J_M} \quad \text{and}$$

$$\begin{aligned} \frac{\partial w_S}{\partial t} + \operatorname{div}\left(\mathbf{v}_S w_S - \kappa_S(J_S, \theta_S) \nabla \theta_S\right) &= [\delta_S]'_e(J_S, \theta_S; \mathbf{e}(\mathbf{v}_S)) : \mathbf{e}(\mathbf{v}_S) \\ &+ ([\psi_S]'_{J_S}(J_S, \theta_S) - \phi'_S(J_S)) (\operatorname{div} \mathbf{v}_S - v_{S,\text{ext}}) + w_S v_{S,\text{ext}} \\ &+ k(\varrho_M, \varrho_S)(\theta_M - \theta_S) + \frac{1}{2} f(\varrho_M, \varrho_S) |\mathbf{v}_M - \mathbf{v}_S|^2 + h_{S,\text{ext}} \end{aligned}$$

$$\text{with } w_S = \frac{\gamma_S(J_S, \theta_S) - \theta_S [\gamma_S]'_\theta(J_S, \theta_S)}{J_S}, \quad (3.3c)$$

$$\frac{\partial J_M}{\partial t} = (\operatorname{div} \mathbf{v}_M - v_{M,\text{ext}}) J_M - \mathbf{v}_M \cdot \nabla J_M \quad \text{and} \quad \frac{\partial J_S}{\partial t} = (\operatorname{div} \mathbf{v}_S - v_{S,\text{ext}}) J_S - \mathbf{v}_S \cdot \nabla J_S. \quad (3.3d)$$

As in Section 2, to establish the balance of mass, momentum, energy, and entropy, we must prescribe boundary conditions. We again consider the boundary Γ of the domain Ω to be impermeable and friction-free and Ω to be thermally insulated from outer space by prescribing

$$\begin{aligned} \mathbf{v}_M \cdot \mathbf{n} = \mathbf{v}_S \cdot \mathbf{n} = 0, \quad [\delta'_e(J_M, \theta_M; \mathbf{e}(\mathbf{v}_M)) \mathbf{n}]_T = 0, \\ [\delta'_e(J_S, \theta_S; \mathbf{e}(\mathbf{v}_S)) \mathbf{n}]_T = 0, \quad \text{and} \quad \nabla \theta_M \cdot \mathbf{n} = \nabla \theta_S \cdot \mathbf{n} = 0 \quad \text{on } \Gamma. \end{aligned} \quad (3.4)$$

The mass balance now contains source terms due to occurrence of incoming silicates and metals by the rates $r_{M,\text{ref}}$ and $r_{S,\text{ref}}$, respectively. The *total-mass balance* can be obtained by

integrating both equations in (3.3a) over Ω :

$$\frac{d}{dt} \underbrace{\int_{\Omega} \varrho_M + \varrho_S \, d\mathbf{x}}_{\text{total mass in the domain } \Omega} = \underbrace{\int_{\Omega} r_{M,\text{ext}} + r_{S,\text{ext}} \, d\mathbf{x}}_{\text{incoming mass rate}}. \quad (3.5)$$

The momentum balance now contains source terms due to the additional momenta of both silicates and metals with the rates $r_{M,\text{ext}} \mathbf{v}_{M,\text{ext}}$ and $r_{S,\text{ext}} \mathbf{v}_{S,\text{ext}}$, respectively. It can be obtained by integrating both equations in (3.3b) over Ω . The mixing forces merge by Stokes' theorem as

$$\begin{aligned} \int_{\Omega} [\phi_{\text{mix}}]'_{J_M}(J_M, J_S) \nabla J_M + [\phi_{\text{mix}}]'_{J_S}(J_M, J_S) \nabla J_S \, d\mathbf{x} \\ = \int_{\Omega} \nabla [\phi_{\text{mix}}(J_M, J_S)] \, d\mathbf{x} = \int_{\Gamma} \phi_{\text{mix}}(J_M, J_S) \mathbf{n} \, dS. \end{aligned} \quad (3.6)$$

Consistently with the invariance of (3.3) with respect to additive constants to ϕ_{mix} , also (3.6) is invariant since $\int_{\Gamma} \mathbf{n} \, dS = \mathbf{0}$. The frictional forces cancel each other pointwise. As for the self-gravitational momenta, they cancel in overall sum by the argument (2.32) now applied to $\varrho = \varrho_M + \varrho_S$. On the other hand, the Coriolis contributions are added. Altogether, the *total-momentum balance* reads as

$$\begin{aligned} \frac{d}{dt} \underbrace{\int_{\Omega} \varrho_M \mathbf{v}_M + \varrho_S \mathbf{v}_S \, d\mathbf{x}}_{\text{total momentum}} &= \underbrace{\int_{\Omega} r_{M,\text{ext}} \mathbf{v}_{M,\text{ext}} + r_{S,\text{ext}} \mathbf{v}_{S,\text{ext}} \, d\mathbf{x}}_{\text{incoming momentum rate}} \\ &+ \underbrace{\int_{\Gamma} \phi_{\text{mix}}(J_M, J_S) \mathbf{n} \, dS}_{\text{incoming mixing energy rate}} - \underbrace{\int_{\Omega} 2\varrho_M \boldsymbol{\omega} \times \mathbf{v}_M + 2\varrho_S \boldsymbol{\omega} \times \mathbf{v}_S \, d\mathbf{x}}_{\text{the Coriolis momentum rate}}. \end{aligned} \quad (3.7)$$

The next task is to specify the *energy-dissipation balance*. To this aim, the individual momentum equations in (3.3b) is to be multiplied by \mathbf{v}_M and \mathbf{v}_S , respectively, and then integrated on Ω .

For the metal component, as in (2.34), we have

$$\frac{\partial}{\partial t} (\varrho_M \mathbf{v}_M) + \text{div}(\varrho_M \mathbf{v}_M \otimes \mathbf{v}_M) = \varrho_M \left(\frac{\partial \mathbf{v}_M}{\partial t} + (\mathbf{v}_M \cdot \nabla) \mathbf{v}_M \right) + r_{M,\text{ext}} \mathbf{v}_M. \quad (3.8)$$

The analogous computation holds also for the silicate component. For the power of the gravitational forces, i.e., of $\varrho_M \mathbf{g}$ multiplied by \mathbf{v}_M and of $\varrho_S \mathbf{g}$ multiplied by \mathbf{v}_S with $\mathbf{g} = -G \nabla V$, as in (2.38), we have

$$\int_{\Omega} (\varrho_M \mathbf{v}_M + \varrho_S \mathbf{v}_S) \cdot \mathbf{g} \, d\mathbf{x} = \int_{\Omega} (r_{M,\text{ext}} + r_{S,\text{ext}}) V \, d\mathbf{x} - \frac{d}{dt} \left(\int_{\mathbb{R}^3} \frac{|\nabla V|^2}{8\pi G} \, d\mathbf{x} + \int_{\Omega} (\varrho_M + \varrho_S) V \, d\mathbf{x} \right). \quad (3.9)$$

Forces and the pressure gradient arising from the mixing energy ϕ_{mix} in the momenta equations (3.3b) give

$$\begin{aligned}
& - \int_{\Omega} \left([\phi_{\text{mix}}]'_{J_M}(J_M, J_S) \nabla J_M + \nabla \left(J_M [\phi_{\text{mix}}]'_{J_M}(J_M, J_S) \right) \right) \cdot \mathbf{v}_M \, d\mathbf{x} \\
& \quad - \int_{\Omega} \left([\phi_{\text{mix}}]'_{J_S}(J_M, J_S) \nabla J_S + \nabla \left(J_S [\phi_{\text{mix}}]'_{J_S}(J_M, J_S) \right) \right) \cdot \mathbf{v}_S \, d\mathbf{x} \\
& \stackrel{(3.3d)}{=} \int_{\Omega} \left([\phi_{\text{mix}}]'_{J_M}(J_M, J_S) (J_M \operatorname{div} \mathbf{v}_M - \mathbf{v}_M \cdot \nabla J_M) \right. \\
& \quad \left. + [\phi_{\text{mix}}]'_{J_S}(J_M, J_S) (J_S \operatorname{div} \mathbf{v}_S - \mathbf{v}_S \cdot \nabla J_S) \right) d\mathbf{x} \\
& = \int_{\Omega} \left([\phi_{\text{mix}}]'_{J_M}(J_M, J_S) \frac{\partial J_M}{\partial t} + [\phi_{\text{mix}}]'_{J_S}(J_M, J_S) \frac{\partial J_S}{\partial t} \right. \\
& \quad \left. + J_M [\phi_{\text{mix}}]'_{J_M}(J_M, J_S) v_{M,\text{ext}} + J_S [\phi_{\text{mix}}]'_{J_S}(J_M, J_S) v_{S,\text{ext}} \right) d\mathbf{x} \\
& = \frac{d}{dt} \int_{\Omega} \phi_{\text{mix}}(J_M, J_S) \, d\mathbf{x} + \int_{\Omega} J_M [\phi_{\text{mix}}]'_{J_M}(J_M, J_S) v_{M,\text{ext}} + J_S [\phi_{\text{mix}}]'_{J_S}(J_M, J_S) v_{S,\text{ext}} \, d\mathbf{x}. \quad (3.10)
\end{aligned}$$

Eventually, we should evaluate also the contribution from the incoming free energy. Then the calculation (2.39) exploits (3.3d) and modifies as

$$\begin{aligned}
& - \int_{\Omega} \nabla [\psi_M]'_{J_M}(J_M, \theta_M) \cdot \mathbf{v}_M \, d\mathbf{x} = \frac{d}{dt} \int_{\Omega} \frac{\phi_M(J_M)}{J_M} \, d\mathbf{x} \\
& \quad + \int_{\Omega} v_{M,\text{ext}} \left(\phi'_M(J_M) - \frac{\phi_M(J_M)}{J_M} \right) + [\gamma_M]'_{J_M}(J_M, \theta_M) \operatorname{div} \mathbf{v}_M \, d\mathbf{x} \quad (3.11)
\end{aligned}$$

with $\gamma_M(J, \theta) = \psi_M(J, \theta) - \phi_M(J)$. Analogous calculations hold also for the silicate pressure contribution $\psi'_S(J_S, \theta_S)$. The above example (3.2) gives the pressures $-J_M [\phi_{\text{mix}}]'_{J_M}(J_M, J_S) = -\alpha \kappa J_M ((J_M)^{-a-1} (J_S)^{-a} - J_S) = \alpha \kappa J_M J_S (1 - 1/(J_M J_S)^{a+1})$ and equally for $-J_S [\phi_{\text{mix}}]'_{J_S}(J_M, J_S)$ whenever $J_M J_S < 1$, otherwise for $J_M J_S \geq 1$ these pressures vanish.

Summing up and merging with (3.10), we obtain

$$\begin{aligned}
& \int_{\Omega} \nabla p_M \cdot \mathbf{v}_M + \nabla p_S \cdot \mathbf{v}_S + [\phi_{\text{mix}}]'_{J_M}(J_M, J_S) \nabla J_M + [\phi_{\text{mix}}]'_{J_S}(J_M, J_S) \nabla J_S \, d\mathbf{x} \\
& = \frac{d}{dt} \int_{\Omega} \frac{\phi_M(J_M)}{J_M} + \frac{\phi_M(J_S)}{J_S} + \phi_{\text{mix}}(J_M, J_S) \, d\mathbf{x} \\
& + \int_{\Omega} \left(v_{M,\text{ext}} \left(\phi'_M(J_M) - \frac{\phi_M(J_M)}{J_M} \right) + J_M [\phi_{\text{mix}}]'_{J_M}(J_M, J_S) \right) + [\gamma_M]'_{J_M}(J_M, \theta_M) \operatorname{div} \mathbf{v}_M \\
& \quad + v_{S,\text{ext}} \left(\phi'_S(J_S) - \frac{\phi_S(J_S)}{J_S} \right) + J_S [\phi_{\text{mix}}]'_{J_S}(J_M, J_S) \right) + [\gamma_S]'_{J_S}(J_S, \theta_S) \operatorname{div} \mathbf{v}_S \, d\mathbf{x}. \quad (3.12)
\end{aligned}$$

Furthermore, we note that the friction forces in both equations, when multiplied by the respective velocities and integrated over Ω as above, merge and yield

$$f(\varrho_M, \varrho_S) (\mathbf{v}_M - \mathbf{v}_S) \cdot \mathbf{v}_M + f(\varrho_M, \varrho_S) (\mathbf{v}_S - \mathbf{v}_M) \cdot \mathbf{v}_S = f(\varrho_M, \varrho_S) |\mathbf{v}_M - \mathbf{v}_S|^2, \quad (3.13)$$

which gives the frictional dissipation rate. This contributes as a heat source equally to both heat equations in (3.3c).

By using (3.8)-(3.10), (3.12)-(3.13), we obtain the energy-dissipation balance:

$$\begin{aligned}
& \frac{d}{dt} \left(\int_{\Omega} \underbrace{\frac{\varrho_M}{2} |\mathbf{v}_M|^2 + \frac{\phi_M(J_M)}{J_M}}_{\text{kinetic and stored energy of metals}} + \underbrace{\frac{\varrho_S}{2} |\mathbf{v}_S|^2 + \frac{\phi_S(J_S)}{J_S}}_{\text{kinetic and stored energy of silicates}} + \underbrace{(\varrho_M + \varrho_S)V}_{\text{gravitational energy}} + \underbrace{\phi_{\text{mix}}(J_M, J_S)}_{\text{mixing energy}} d\mathbf{x} + \int_{\mathbb{R}^3} \underbrace{\frac{|\nabla V|^2}{8\pi G}}_{\text{energy of gravitational field}} d\mathbf{x} \right) \\
& + \int_{\Omega} \underbrace{\delta'_e(J_M, \theta_M; \mathbf{e}(\mathbf{v}_M)) : \mathbf{e}(\mathbf{v}_M)}_{\text{metal viscosity dissipation rate}} + \underbrace{\delta'_e(J_S, \theta_S; \mathbf{e}(\mathbf{v}_S)) : \mathbf{e}(\mathbf{v}_S)}_{\text{silicate viscosity dissipation rate}} + \underbrace{f(\varrho_M, \varrho_S) |\mathbf{v}_M - \mathbf{v}_S|^2}_{\text{dissipation rate due to friction between metals and silicates}} d\mathbf{x} \\
& = \int_{\Omega} \underbrace{\left(r_{M,\text{ext}} \left(\frac{|\mathbf{v}_{M,\text{ext}}|^2}{2} + V \right) + v_{M,\text{ext}} \left(\frac{\phi_M(J_M)}{J_M} - \phi'_M(J_M) - J_M [\phi_{\text{mix}}]'_{J_M}(J_M, J_S) \right) \right)}_{\text{energy rate of metals coming from the outer space}} \\
& \quad + \underbrace{\left(r_{S,\text{ext}} \left(\frac{|\mathbf{v}_{S,\text{ext}}|^2}{2} + V \right) + v_{S,\text{ext}} \left(\frac{\phi_S(J_S)}{J_S} - \phi'_S(J_S) - J_S [\phi_{\text{mix}}]'_{J_S}(J_M, J_S) \right) \right)}_{\text{energy rate of silicates coming from the outer space}} \\
& \quad - \underbrace{[\gamma_M]'_{J_M}(J_M, \theta_M) \operatorname{div} \mathbf{v}_M}_{\text{power of adiabatic effects in metals}} - \underbrace{[\gamma_S]'_{J_S}(J_S, \theta_S) \operatorname{div} \mathbf{v}_S}_{\text{power of adiabatic effects in silicates}} - \underbrace{\frac{r_{M,\text{ext}}}{2} |\mathbf{v}_{M,\text{ext}} - \mathbf{v}_M|^2}_{\text{power of friction of incoming metals}} - \underbrace{\frac{r_{S,\text{ext}}}{2} |\mathbf{v}_{S,\text{ext}} - \mathbf{v}_S|^2}_{\text{power of friction of incoming silicates}} d\mathbf{x}.
\end{aligned} \tag{3.14}$$

Summing (3.14) with both equations in (3.3c) integrated over Ω and realizing that the mutual exchange of heat by the difference $\theta_M - \theta_S$ cancels, we obtain the expected total-energy balance:

$$\begin{aligned}
& \frac{d}{dt} \int_{\Omega} \left(\underbrace{\frac{\varrho_M}{2} |\mathbf{v}_M|^2 + \frac{\phi_M(J_M)}{J_M}}_{\text{kinetic, internal, and gravitational energy of metals}} + \underbrace{\frac{\varrho_S}{2} |\mathbf{v}_S|^2 + \frac{\phi_S(J_S)}{J_S}}_{\text{kinetic, internal, and gravitational energy of silicates}} \right. \\
& \quad \left. + \underbrace{\phi_{\text{mix}}(J_M, J_S)}_{\text{mixing energy}} \right) d\mathbf{x} + \frac{d}{dt} \int_{\mathbb{R}^3} \underbrace{\frac{|\nabla V|^2}{8\pi G}}_{\text{energy of gravitational field}} d\mathbf{x} = \int_{\Omega} \left(\underbrace{(r_{M,\text{ext}} + r_{S,\text{ext}})V}_{\text{rate of energy of mass in gravitational field}} + \underbrace{h_{M,\text{ext}} + h_{S,\text{ext}}}_{\text{power of heat coming from outer space}} \right. \\
& \quad \left. + \underbrace{\frac{r_{M,\text{ext}}}{2} |\mathbf{v}_{M,\text{ext}}|^2 + v_{M,\text{ext}} \left(\frac{\psi_M(J_M, \theta_M) - \theta_M [\psi_M]'_{J_M}(J_M, \theta_M)}{J_M} - J_M [\phi_{\text{mix}}]'_{J_M}(J_M, J_S) \right)}_{\text{rate of kinetic and internal energy of metals coming from the outer space}} \right. \\
& \quad \left. + \underbrace{\frac{r_{S,\text{ext}}}{2} |\mathbf{v}_{S,\text{ext}}|^2 + v_{S,\text{ext}} \left(\frac{\psi_S(J_S, \theta_S) - \theta_S [\psi_S]'_{J_S}(J_S, \theta_S)}{J_S} - J_S [\phi_{\text{mix}}]'_{J_S}(J_M, J_S) \right)}_{\text{rate of kinetic and internal energy of silicates coming from the outer space}} \right) d\mathbf{x}
\end{aligned}$$

$$- \underbrace{\frac{r_{\text{M,ext}}}{2} |\mathbf{v}_{\text{M,ext}} - \mathbf{v}_{\text{M}}|^2}_{\text{power of friction of incoming metals}} - \underbrace{\frac{r_{\text{S,ext}}}{2} |\mathbf{v}_{\text{S,ext}} - \mathbf{v}_{\text{S}}|^2}_{\text{power of friction of incoming silicates}} \Big) d\mathbf{x}. \quad (3.15)$$

Remark 3.1 (*Momentum balance (3.7)*). The last boundary-integral terms in (3.6) and (3.7) do not vanish in general and may possibly corrupt the expected total-momentum balance. If the mixing forces were not involved in (3.3b), the total-momentum balance would hold. On the other hand, in this case the energetics would be corrupted, cf. the calculus (3.10). This inconsistency is the price to pay for the simplified mixture theory adopted in this section. Yet, in the applicable setting these boundary terms in (3.6) and (3.7) are small or even zero. One can assume that the material will be arbitrarily diluted far from the accreting planet, in particular on Γ , inducing that both J_{M} and J_{S} are very large on Γ . In the case of Example (3.2), this makes ϕ_{mix} vanishing and the desired momentum balance is satisfied.

Remark 3.2 (*Entropy imbalance*). The exchange of heat between the two components in (3.3c) brings an additional entropy production rate into the system. More precisely, (2.43) written in a multi-component way for $\eta = \eta_{\text{M}} + \eta_{\text{S}}$ features, beside the frictional entropy source $f(\varrho_{\text{M}}, \varrho_{\text{S}}) |\mathbf{v}_{\text{M}} - \mathbf{v}_{\text{S}}|^2 (\theta_{\text{M}} + \theta_{\text{S}}) / (\theta_{\text{M}} \theta_{\text{S}}) \geq 0$, also by the entropy production

$$k(\varrho_{\text{M}}, \varrho_{\text{S}}) \frac{\theta_{\text{S}} - \theta_{\text{M}}}{\theta_{\text{M}}} + k(\varrho_{\text{M}}, \varrho_{\text{S}}) \frac{\theta_{\text{M}} - \theta_{\text{S}}}{\theta_{\text{S}}} = k(\varrho_{\text{M}}, \varrho_{\text{S}}) \frac{|\theta_{\text{M}} - \theta_{\text{S}}|^2}{\theta_{\text{M}} \theta_{\text{S}}} \geq 0.$$

4 Formal stability and analytical remarks

Providing a rigorous analytical justification of the above models is highly nontrivial and is beyond the scope of this paper. In this section, we however present some formal stability argument, which could be the departing point for building computational amenable numerical strategies.

The analysis of the two-component model in Section 3 does not essentially differ from the one of the single-component model. In fact, the only added term in the energetics (3.14)–(3.15) of the two-component system is $\phi_{\text{mix}}(J_{\text{M}}, J_{\text{S}})$ which does not corrupt the stability argument if $\phi_{\text{mix}} \geq 0$. We hence resort in analyzing the single-component model only. Beside (2.28), several assumptions are needed for the data ψ , δ , v_{ext} (now considered depending also on J), and h_{ext} , as well as on the initial conditions. In the following, we use the symbols $C(\cdot)$ for the space of continuous functions and $L^q(\cdot)$ the space of function whose q -power is Lebesgue integrable. We shall assume the following

$\exists \epsilon > 0$, $K > 0$, $\beta > 1$, $q \in (1, +\infty)$ such that

$$\psi \in C^1((0, +\infty) \times \mathbb{R}^+), \quad \liminf_{J \rightarrow 0^+} J^{1+\epsilon} \phi(J) > 0 \quad \text{with} \quad \phi(J) = \psi(J, 0), \quad (4.1a)$$

$$\exists K < +\infty: \quad \left| \frac{\theta \psi'_{\theta}(J, \theta)}{J} - \psi'_J(J, \theta) \right| \leq K \left(1 + \frac{\phi(J)}{J} + w(J, \theta) \right), \quad (4.1b)$$

$v_{\text{ext}} \in C(\mathbb{R}^+ \times \Omega \times [0, +\infty))$, $\mathbf{v}_{\text{ext}} \in C(\mathbb{R}^+ \times \Omega; \mathbb{R}^3)$:

$$|v_{\text{ext}}(t, \mathbf{x}, J)| + v_{\text{ext}}(t, \mathbf{x}, J)|\mathbf{v}_{\text{ext}}(t, \mathbf{x})|^2 \leq K, \quad (4.1c)$$

$$w = w(J, \theta) \geq \epsilon(1 + \theta^\beta)/J, \quad \delta(J, \theta; \mathbf{e}) : \mathbf{e} \geq 0, \quad h_{\text{ext}} \geq 0, \quad (4.1d)$$

$$\delta(J, \theta; \mathbf{e}) : \mathbf{e} \geq \epsilon|\mathbf{e}|^q, \quad \kappa(J, \theta) \geq \epsilon, \quad (4.1e)$$

$$0 < \inf \varrho_0 \leq \sup \varrho_0 < +\infty, \quad \mathbf{v}_0 \in L^2(\Omega; \mathbb{R}^3), \quad 0 \leq \theta_0 \in L^1(\Omega), \\ \text{and } \phi(J_0)/J_0 + w(J_0, \theta_0) \in L^1(\Omega). \quad (4.1f)$$

In (4.1d), w is from (2.27c). Since ϕ' does not occur in the system (2.27), discontinuities as in Figure 3 can be considered.

Like in [37], the strategy of the proof is first to read some formal apriori estimates from the total-energy balance (2.42). To this aim, we need to consider (and then to estimate) the negative gravitational energy ϱV on the right-hand side. By neglecting the energy of the gravitational field which is surely non-negative at each time instant, we consider the inequality

$$\int_{\Omega} \frac{\varrho(t)}{2} |\mathbf{v}(t)|^2 + \frac{\phi(J(t))}{J(t)} + w(J(t), \theta(t)) \, d\mathbf{x} \leq \int_0^t \int_{\Omega} \left(r_{\text{ext}}(\mathbf{v}_{\text{ext}} - \mathbf{v}) \cdot \mathbf{v} + \frac{r_{\text{ext}}}{2} |\mathbf{v}|^2 - \varrho V \right. \\ \left. + r_{\text{ext}} V + v_{\text{ext}}(J) \left(\frac{\psi(J, \theta) - \theta \psi'_\theta(J, \theta)}{J} \right) + h_{\text{ext}} \right) d\mathbf{x} dt - \int_{\Omega} \varrho(t) V(t) \, d\mathbf{x} + C_0 \quad (4.2)$$

with C_0 depending on the initial conditions as qualified in (4.1f).

The gravitational energy in (4.2) can be estimated by the Young inequality as

$$- \int_{\Omega} \varrho V \, d\mathbf{x} \leq \frac{1}{2} \int_{\Omega} \varrho^2 + V^2 \, d\mathbf{x}. \quad (4.3)$$

The last term in (4.3) is to be estimated by using

$$(-V(\mathbf{x}))^r \stackrel{(2.17)}{=} G^r \left(\int_{\Omega} \frac{\varrho(\tilde{\mathbf{x}})}{|\mathbf{x} - \tilde{\mathbf{x}}|} \, d\tilde{\mathbf{x}} \right)^r \stackrel{\text{H\"older}}{\leq} G^r \left(\underbrace{\sup_{\mathbf{x} \in \Omega} \int_{\Omega} \frac{1}{|\mathbf{x} - \tilde{\mathbf{x}}|^{r/(r-1)}} \, d\tilde{\mathbf{x}}}_{=: C_{r, \Omega}} \right)^{r-1} \int_{\Omega} \varrho(\tilde{\mathbf{x}})^r \, d\tilde{\mathbf{x}}, \quad (4.4)$$

where the constant $C_{r, \Omega}$ depends on the bounded domain Ω and on the exponent r and is indeed finite if $r > 3/2$, while $C_{r, \Omega} = +\infty$ for $r \leq 3/2$. We use it in (4.3) with $r = 2$. Then, using also (2.6), we estimate the right-hand side of (4.3) as $(1 + C_{2, \Omega}) \sup_{\Omega} \varrho_0 \int_{\Omega} 1/J^2 \, d\mathbf{x}$, which eventually allows for absorbing the term $\phi(J)/J$ in the left-hand side if ϕ has a growth faster than $1/J$ for $J \rightarrow 0+$, as assumed in (4.1a); cf. also Fig. 3.

The term $r_{\text{ext}}(\mathbf{v}_{\text{ext}} - \mathbf{v}) \cdot \mathbf{v}$ in (4.2) can be estimated by using (2.28) as

$$\int_{\Omega} r_{\text{ext}}(\mathbf{v}_{\text{ext}} - \mathbf{v}) \cdot \mathbf{v} \, d\mathbf{x} = \int_{\Omega} \sqrt{r_{\text{ext}}} \mathbf{v}_{\text{ext}} \cdot \sqrt{v_{\text{ext}}} \varrho \mathbf{v} - v_{\text{ext}} \varrho |\mathbf{v}|^2 \, d\mathbf{x} \leq \int_{\Omega} r_{\text{ext}} |\mathbf{v}_{\text{ext}}|^2 + 2v_{\text{ext}} \varrho |\mathbf{v}|^2 \, d\mathbf{x}, \quad (4.5)$$

where, using also (4.1c), the last term can be treated by the Gronwall inequality while $r_{\text{ext}} |\mathbf{v}_{\text{ext}}|^2$ is bounded due to (4.1c). Similarly, $\frac{1}{2} r_{\text{ext}} |\mathbf{v}|^2 = \frac{1}{2} v_{\text{ext}} \varrho |\mathbf{v}|^2$, as well as the other right-hand side terms in (4.2) can be treated by the Gronwall inequality, also using assumption

(4.1b). We thus obtain uniform-in-time bounds on $\varrho|\mathbf{v}|^2 \in L^1(\Omega)$, $\phi(J)/J \in L^1(\Omega)$, and $w \in L^1(\Omega)$ also using the fact that $\theta \geq 0$ from the heat equation. Here, we also used the first condition in (4.1d).

Remarkably, the above estimates rely on (4.1a–d) only. Namely, they hold also in absence of viscosity. This allows to assume that viscosity degenerates (similarly as the elastic response) in the low-density dilute area.

For further estimates, we still use the energy-dissipation balance (2.41). In comparison with (4.2), now we have the dissipation-rate term in the left-hand side, which gives the estimate on $\mathbf{e}(\mathbf{v})$. Further, one estimates $v_{\text{ext}}(J)(\phi(J)/J - \phi'(J))$ in terms of $\phi(J)/J$ and then applies the Gronwall inequality. Eventually, we estimate the adiabatic right-hand side term $(\psi'_J(J, \theta) - \phi'(J)) \operatorname{div} \mathbf{v}$, for which we use (4.1e) together with the already obtained estimates. From (4.1e), we obtain also the a-priori bound on $\mathbf{e}(\mathbf{v}) \in L^q([0, T] \times \Omega; \mathbb{R}^{3 \times 3})$.

Moreover, having already proved that the heat sources are in $L^1([0, T] \times \Omega)$, we obtain the additional integrability of $\nabla \theta$ in $L^r([0, T] \times \Omega; \mathbb{R}^3)$ for $1 \leq r < (3+2\beta)/(3+\beta)$ with $\beta > 1$ from (4.1d); cf. [37].

Remark 4.1 (*Analysis towards existence of solutions*). The above estimates indicate a possible stability frame for a numerical scheme, for instance by a finite-element discretization of the momentum and the heat equations. To prove the convergence of approximations and the existence of weak solution one would follow the strategy in [9] by extending it to an open system. This can be expedited by considering a variant of the model, featuring also some higher-gradient terms. In particular, one could consider a stronger viscosity, following the theory by E. Fried and M. Gurtin [16], as already considered in the general nonlinear context of *multipolar fluids* by J. Nečas et al. [32–34] and as originally inspired by R.A. Toupin [39] and R.D. Mindlin [30]. More specifically, the local dissipation potential $\delta(J, \theta; \cdot)$ may be enhanced by a nonlocal term as

$$\mathcal{D}(J, \theta; \mathbf{e}(\mathbf{v}), \nabla^2 \mathbf{v}) = \int_{\Omega} \delta(J, \theta; \mathbf{e}(\mathbf{v})) + \frac{1}{q} \nu(J, \theta) |\nabla^2 \mathbf{v}|^q \, d\mathbf{x}$$

with $q > 3$ and $\nu(\cdot, \cdot) > 0$ continuous with positive infimum on $\mathbb{R} \times \mathbb{R}$. This brings an additional symmetric hyper-stress contribution to the Cauchy stress, namely $\operatorname{div}(\nu |\nabla^2 \mathbf{v}|^{q-2} \nabla^2 \mathbf{v})$. The dissipation rate ξ in (2.9) and also the dissipation rate in the energy-dissipation balance (2.41) expands by $\nu |\nabla^2 \mathbf{v}|^q$, and the boundary conditions should be extended appropriately. Note that such hyper-viscosity may be seen as not entirely physical in the case of a very diluted system, regardless of the size of ν . On the other hand, the above derived a-priori estimates are uniform with respect to $\nu \rightarrow 0$, so that the addition of the second-order contribution is compatible with the global energetic of the system. Refer to [37] for the technically nontrivial analysis for a simpler, albeit similar thermomechanical system.

Example 4.2. An example of ψ fulfilling the assumptions (4.1a,b,d) with $\phi = \psi(\cdot, 0)$ as in Figure 3 is

$$\psi(J, \theta) = \max\left(0, \frac{1}{J^\alpha} - 1\right) + b \frac{\theta}{J^z} + c_0 \theta (1 - \ln \theta) - c_1 \theta^\beta \quad (4.6)$$

with some $\alpha > 1$, $\beta > 1$, $z > 0$, $c_0 > 0$, and $c_1 > 0$. Note that $w(J, \theta) = c_0\theta/J + c_1(\beta-1)\theta^\beta/J$ so that also (4.1d) is satisfied.

The heat capacity reads $c(J, \theta) = c_0/J + c_1\beta(\beta-1)\theta^{\beta-1}/J$. In particular, the term $-b\theta/J^z$ does not contribute to the heat capacity, although it provides adiabatic heating during compression.

In order to check (4.1b), we compute

$$\frac{\theta\psi'_\theta(J, \theta)}{J} - \psi'_J(J, \theta) = -\frac{(z+1)b\theta}{J^{z+1}} - \frac{c_0\theta\ln\theta}{J} - \frac{\beta c_1\theta^\beta}{J} + \begin{cases} \frac{\alpha}{J^{\alpha+1}} & \text{for } J \leq 1, \\ 0 & \text{for } J > 1. \end{cases}$$

This can indeed be dominated by $\phi(J)/J + w(J, \theta)$ as required in (4.1b).

In fact, controlling the pressure $-\psi'_J(J, \theta)$ by the actual stored energy $\phi(J)/J$ (or, equivalently, controlling the *Kirchhoff* pressure $-J\psi'_J(J, \theta)$ by the referential stored energy $\phi(J)$) corresponds to the control of the Kirchhoff stress $\varphi'(\mathbf{F})\mathbf{F}^\top = -J\psi'_J(J, \theta)\mathbf{I}$ by the referential stored energy $\varphi(\cdot, 0)$. This may be achieved via an application of the Young inequality

$$\frac{\theta}{J^z} \leq \beta\theta^\beta + \frac{\beta-1}{\beta} \frac{1}{J^{z\beta/(\beta-1)}},$$

and calls for asking $\alpha \geq z\beta/(\beta-1)$. The relevance of the possibility of controlling the Kirchhoff stress via the stored energy was pointed out by J.M. Ball [3, 4]. Some analogous argument applies to the control of the term $\theta\psi'_\theta(J, \theta) = -b\theta/J^z - c_0\theta\ln\theta - \beta c_1\theta^\beta$.

Remark 4.3 (*Existence of the deformation \mathbf{y}*). Let us close this discussion by commenting on the possibility of recovering a deformation $\mathbf{y}(t, \cdot)$ from our modelization in actual coordinates, i.e., from $\boldsymbol{\xi}(t, \cdot)$. Note at first that the blow-up of $\phi(\cdot, \theta)$ at 0 ensures that $J = \det \mathbf{F} > 0$, so that the local invertibility of $\boldsymbol{\xi}(t, \cdot)$ ensues. In order $\boldsymbol{\xi}(t, \cdot)$ to be globally invertible, some stronger assumption would be required. In particular, by assuming the stronger boundary condition $\mathbf{v} = \mathbf{0}$ on Γ , one would have that $\boldsymbol{\xi}(t, \mathbf{x}) = \mathbf{x}$ at Γ . Some stronger coercivity of the elastic energy would then allow to follow the approach in [2] and prove the global invertibility of $\boldsymbol{\xi}(t, \cdot)$. The same would hold as long as $\boldsymbol{\xi}(t, \cdot)$ on Γ coincides with the trace of a homeomorphism, possibly being different from the identity.

Acknowledgments. Fruitful discussions with Šárka Nečasová and a very careful reading with useful suggestions and correction of some formulae by an anonymous referee are gratefully acknowledged. A support from the CSF project GA23-04676J and the institutional support RVO: 61388998 (ČR) are gratefully acknowledged. US is supported by the Austrian Science Fund (FWF) through projects 10.55776/F65, 10.55776/I4354, 10.55776/I5149, and 10.55776/P3278.

References

- [1] J. Badro and M.J. Walter, editors. *The Early Earth: Accretion and Differentiation*, Hoboken, 2015. Amer. Geophys. Union, J. Wiley.

- [2] J.M. Ball. Global invertibility of Sobolev functions and the interpenetration of matter. *Proc. R. Soc. Edinburgh, Sect. A*, 88:315–328, 1981.
- [3] J.M. Ball. Minimizers and the Euler-Lagrange equations. In *Trends and applications of pure mathematics to mechanics (Palaiseau, 1983)*, pages 1–4. Springer, Berlin, 1984.
- [4] J.M. Ball. Some open problems in elasticity. In P. Newton, P. Holmes, and A. Weinstein, editors, *Geometry, Mechanics, and Dynamics*, pages 3–59. Springer, New York, 2002.
- [5] J.E. Chambers. Planetary accretion in the inner Solar System. *Earth & Planetary Sci. Letters*, 223:241–252, 2004.
- [6] S. A. Chester and L. Anand. A thermo-mechanically coupled theory for fluid permeation in elastomeric materials: Application to thermally responsive gels. *J. Mech. Phys. Solids*, 59:1978–2006, 2011.
- [7] P. Ciarletta, D. Ambrosi, and G.A. Maugin. Mass transport in morphogenetic processes: A second gradient theory for volumetric growth and material remodeling. *J. Mech. Phys. Solids*, 60:432–450, 2012.
- [8] P. Ciarletta and G.A. Maugin. Elements of a finite strain-gradient thermomechanical theory for material growth and remodeling. *Intl. J. Non-Lin. Mech.*, 46:1341–1346, 2011.
- [9] B. Ducomet and E. Feireisl. On the dynamics of gaseous stars. *Arch. Ration. Mech. Anal.*, 174:221–266, 2004.
- [10] B. Ducomet, E. Feireisl, H. Petzeltová, and I. Straškraba. Global in time weak solutions for compressible barotropic self-gravitating fluids. *Discrete Contin. Dyn. Syst.*, 11:113–130, 2004.
- [11] B. Ducomet, Š. Nečasová, and A. Vasseur. On global motions of a compressible barotropic and selfgravitating gas with density-dependent viscosities. *Z. Angew. Math. Phys.*, 61:479–491, 2010.
- [12] F. P. Duda, A. C. Souza, and E. Fried. A theory for species migration in a finitely strained solid with application to polymer network swelling. *J. Mech. Phys. Solids*, 58:515–529, 2010.
- [13] M. Epstein. Mathematical characterization and identification of remodeling, growth, aging and morphogenesis. *J. Mech. Phys. Solids*, 84:72–84, 2015.
- [14] M. Epstein and G.A. Maugin. Thermomechanics of volumetric growth in uniform bodies. *Int. J. Plast.*, 16:951–978, 2000.
- [15] E. Feireisl and A. Novotný. *Mathematics of Open Fluid Systems*. Birkhäuser/Springer, Cham, Switzerland, 2022.
- [16] E. Fried and M.E. Gurtin. Traction, balances, and boundary conditions for nonsimple materials with application to liquid flow at small-length scales. *Arch. Ration. Mech. Anal.*, 182:513–554, 2006.
- [17] H. Garcke, B. Kovács, and D. Trautwein. Viscoelastic Cahn-Hilliard models for tumor growth. *Math. Models Meth. Appl. Sci.*, 32:673–2758, 2022.
- [18] T. Gerya. *Introduction to Numerical Geodynamical Modelling*. 2nd ed., Cambridge Univ. Press, Cambridge, 2019.
- [19] T.V. Gerya and D.A. Yuen. Robust characteristics method for modelling multiphase visco-elasto-plastic thermo-mechanical problems. *Phys. Earth & Planetary Interiors*, 163:83–105, 2007.

- [20] G.J. Golabek, T.V. Gerya, B.J.P. Kaus, R. Ziethe, and P.J. Tackley. Rheological controls on the terrestrial core formation mechanism. *Geochemistry, Geophysics, Geosystems*, 10:Q11007, 2009.
- [21] A. Goriely. *The Mathematics and Mechanics of Biological Growth*. Springer, New York, 2017.
- [22] M.E. Gurtin, E. Fried, and L. Anand. *The Mechanics and Thermodynamics of Continua*. Cambridge Univ. Press, New York, 2010.
- [23] S. Ida and J. Makino. N-body simulation of gravitational interaction between planetesimals and a protoplanet, II Dynamical friction. *Icarus*, 98:28–37, 1992.
- [24] E. Kröner. Allgemeine Kontinuumstheorie der Versetzungen und Eigenspannungen. *Arch. Ration. Mech. Anal.*, 4:273–334, 1960.
- [25] E. Lee and D. Liu. Finite-strain elastic-plastic theory with application to plain-wave analysis. *J. Applied Phys.*, 38:19–27, 1967.
- [26] J.E. Marsden and J.R. Hughes. *Mathematical Foundations of Elasticity*. Englewood Cliff/Prentice-Hall, 1983.
- [27] Z. Martinec. *Principles of Continuum Mechanics*. Birkhäuser/Springer, Switzerland, 2019.
- [28] W. McDonough and T. Yoshizaki. Terrestrial planet compositions controlled by accretion disk magnetic field. *Progress in Earth and Planetary Science* (2021) 8:39, 2021.
- [29] A. Mielke, T. Roubíček, and U. Stefanelli. A model of gravitational differentiation of compressible self-gravitating planets. *Cont. Mech. Thermodyn.*, submitted 2023. Preprint arXiv 2305.06232.
- [30] R.D. Mindlin. Micro-structure in linear elasticity. *Arch. Rational Mech. Anal.*, 16:51–78, 1964.
- [31] W.H. Müller and W. Weiss. *The State of Deformation in Earthlike Self-Gravitating Objects*. Springer, Switzerland, 2016.
- [32] J. Nečas. Theory of multipolar fluids. In L. Jentsch and F. Tröltzsch, editors, *Problems and Methods in Mathematical Physics*, pages 111–119, Wiesbaden, 1994. Vieweg+Teubner.
- [33] J. Nečas, A. Novotný, and M. Šilhavý. Global solution to the ideal compressible heat conductive multipolar fluid. *Comment. Math. Univ. Carolinae*, 30:551–564, 1989.
- [34] J. Nečas and M. Šilhavý. Multipolar viscous fluids. *Quarterly App. Math.*, 49:247–265, 1991.
- [35] D.P. O’Brien, A. Morbidelli, and H.F. Leviso. Terrestrial planet formation with strong dynamical friction. *Icarus*, 184:39–58, 2006.
- [36] B.E. Poling, J.M. Prausnitz, and J. P. O’Connell. *The properties of Gases and Liquids*, 5th ed., McGraw-Hill, New York, 2001.
- [37] T. Roubíček. Thermodynamics of viscoelastic solids, its Eulerian formulation, and existence of weak solutions. *Zeit. angew. Math. Phys.*, 75:Art.no.51, 2024.
- [38] J.B. Simon, G. Lesur, M.W. Kunz, and P.J. Armitage. Magnetically driven accretion in protoplanetary discs. *Monthly Notices Royal Astronomical Soc.*, 454:1117–1131, 2015.
- [39] R.A. Toupin. Elastic materials with couple stresses. *Arch. Ration. Mech. Anal.*, 11:385–414, 1962.