

# Rhizomes to Load Balance Skewed In-Degree Distributions

Bibrak Qamar Chandio

*Department of Intelligent Systems Engineering*

Indiana University Bloomington, USA

Email: bchandio@iu.edu

**Abstract**—The paper aims to address load imbalance caused by high in-degree distribution in graphs by applying the idea of rhizome to vertex-centric message-driven graph processing. Rhizome construction of the graph creates multiple named vertex address for any number of single large in-degree vertices. It then allows other vertices to point to any of the named addresses thus sharing the in-degree load. The rhizomes internally communicate and remain consistent to provide a unified and correct view of the vertex. Simulated experimental results show performance speed ups for BFS graph traversal on large chip sizes for the tested input graph datasets containing highly skewed in-degree distribution. The improvements come from sharing the in-degree compute workload among memory-processing elements and also lowering contention on the network-on-chip.

## I. INTRODUCTION

Under vertex-centric graph processing the in-degree load is centred on a single locality where the vertex resides. It can be a node, in distributed setting, or a core (tile) in modern many-core systems. This paper explores an experimental approach using the concept of Rhizome [2] [4] to distribute the in-degree load of any number of vertices with large in-degree distribution. The paper contains following contributions:

- Application of the concept of Rhizome to vertex-centric graph processing.
- For a simulated many-core memory-centric system shows a geometric improvement of  $2.08\times$  and  $3.75\times$  for chip sizes  $64 \times 64$  and  $128 \times 128$ , respectively, for Breadth First Search (BFS) graph traversal.
- Demonstrates that Rhizomes not only lowers contention on the network-on-chip but also spreads it more evenly.

## II. VERTEX-CENTRIC DATA STRUCTURE

In its simplest form a vertex is composed of its local data, application-centric data, and edge-list containing out-edges. These out-edges are the pointers to addresses of other vertices in the graph and may contain any associated edge meta-data such as weight as shown in Listing 1.

Listing 1: Vertex-Centric Data Structure

```
1; edge type
2(struct edge (address weight))
3; vertex type for BFS
4(struct vertex (id level edges) #:mutable)
```

A graph composed of such vertices must be partitioned across distributed nodes, or cores (tiles) in many-core systems. This is not just due to the need to expose and exploit

parallelism but also to the sheer necessity caused by limited memory capacity at a given locality. In this regard, the problem is twofold: 1) partitioning and managing out-degree load, and 2) managing in-degree load.

A recent work, AM-CCA [1], addresses the former problem. In particular, the issue of distributing large out-degree vertices across the memory cells of a near-memory oriented many-core system. It achieves this by recursively partitioning any number of single large out-degree vertices and forming a tree structure called the Recursively Parallel Vertex Object (RPVO). The root of RPVO contains the named object of that particular vertex. Other vertices in the graph point to the root of RPVO. It also serves as the user program's accessible address for that particular vertex. Figure 1b shows RPVO representation of the vertex in Figure 1a. Although, the RPVO solves the problem of out-degree load, it does not address in-degree load imbalance and congestion on the network-on-chip (NOC). This ultimately degrades performance, especially at large core counts and with graphs having highly skewed in-degree distribution.

### A. Rhizome

In botany a rhizome is a stem that grows horizontally, can grow roots, and connects to other roots. In human thought [2] it is used to describe connections or organization that form without following any hierarchy or order (arborescence). We borrow these ideas of Rhizome from other disciplines and try to incorporate them in our field of engineering.

The RPVO is a very arborescent structure having a root and a hierarchy in which ghost vertices exist. We extend the RPVO by adding a new link called the rhizome-link and join many RPVOs representing a single vertex. These distinct RPVOs have their own named addresses to which the in-edges may point. When the graph is constructed, instead of all in-edges pointing to a single RPVO, the in-degree load is shared among the many rhizomes. These in-edges are not stored inside the rhizomes but merely point to them. The in-edges exist inside other vertices as out-edges. Figure 1c shows a Rhizomatic RPVO.

## III. PROGRAMMING MODEL

AM-CCA provides an asynchronous message-driven programming model where actions carrying vertex programs are sent to vertices. Similar to Thinking Like a Vertex (TLAV)

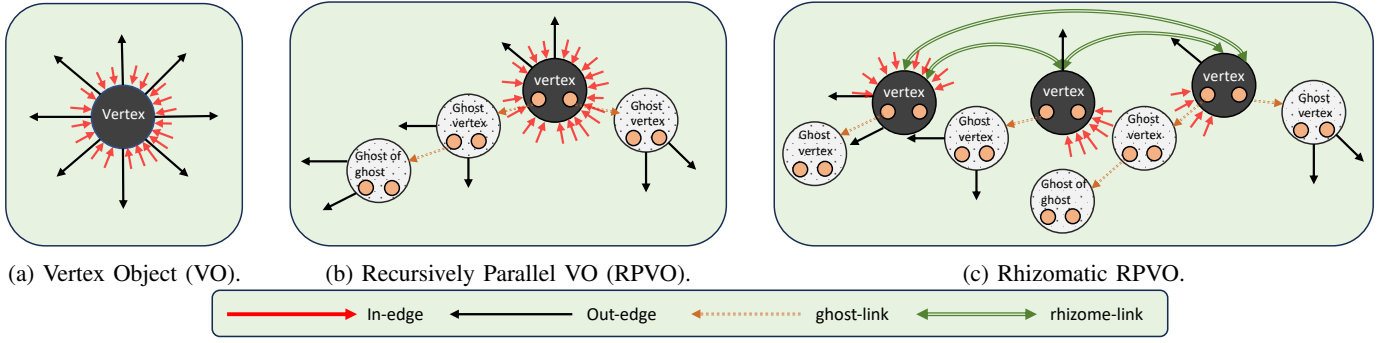


Fig. 1: Vertex-Centric Data Structures.

[3], the action may activate a vertex and create new actions that are diffused along the out-edges.

Listing 2 shows an action called `BFSAction` that traverses the graph to perform BFS. The operand `v` is the memory address of the vertex on which this action is invoked, and `lvl` is the BFS level sent from a neighboring vertex. The action is composed of a `predicate`, `work` section, and `diffuse` section. The `predicate` checks based on the local vertex state and incoming data whether to activate the vertex and perform work. When active the vertex performs work and goes into the `diffuse` mode to create new actions that are sent along its out-edges using `propagate`.

Listing 2: BFS Action written in a pseudo DSL to write asynchronous vertex programs.

```

1 ; Action
2 (define BFSAction
3   ; v: target vertex, lvl: incoming level
4   (λ (v lvl)
5     (predicate (> (vertex-level v) lvl)
6       (begin
7         ; Work occurs
8         (work
9           (set-vertex-level! v lvl))
10        ; Diffusion occurs
11        (diffuse
12          (for-each
13            (λ (e)
14              ; Get address of vertex along edge e
15              ; and calculate new level
16              (let ([addr (edge-address e)]
17                    [lvl (+ (vertex-level v) 1)])
18                ; Send action along edge e
19                (propagate BFSAction
20                  (list addr lvl))))
21            (vertex-edges v))))))

```

#### A. Rhizome Consistency

Since the rhizomes are distributed and act independently their local state may not be globally consistent. In our BFS example it is the level that may be different for each rhizome. To ensure consistency in the `diffuse` section the compiler injects `propagate` along the rhizome-links to send `BFSAction` with the received operand `lvl`. For other applications this can be more involved. For example Page Rank, where the score is updated each iteration when total

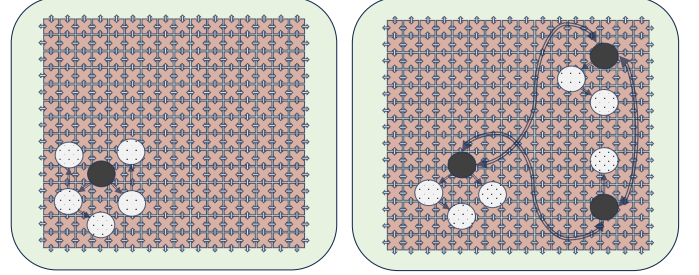


Fig. 2: Allocation of vertex object: (a) A simple RPVO allocated using vicinity allocator to localize ghost vertices in compute cells nearby, (b) Rhizomes allocated using random allocator to disperse load to far away compute cells of the chip.

actions received equal total inbound degree. In such settings, the user can intervene and override the default behavior. It will require an all-reduce of the page rank score, for that iteration, by using `propagate` along rhizome-links.

## IV. EXPERIMENTS

We extend the work of AM-CCA to implement our idea of Rhizomatic RPVO using the AM-CCA simulator. In their experiments the authors noticed poor scaling for highly skewed in-degree distribution graphs. In particular, this was the Wikipedia (WK) graph and to a lesser extend the RMAT (R22) graph, further detailed in Table I. We target these configurations and datasets to demonstrate our proof-of-concept Rhizomatic RPVO.

#### A. Graph Construction

When constructing the graph and allocating it on the AM-CCA chip we follow a simple rule for rhizome creation. The rule is based on two variables:

- 1) `rhizome_max`: the desired maximum number of rhizomes per RPVO.
- 2) `indegree_max`: max in-degree in the graph.

TABLE I: Statistics of Input Graphs

Graph Name	Vertices	Directed Edges	In Degrees ( $k_{in}$ )			Out Degrees ( $k_{out}$ )		
			$\mu$	$\sigma$	max	$\mu$	$\sigma$	max
Wikipedia: WK	4.21 M	101.31 M	24.0	412.9	431.8 K	24.0	47.8	8.1 K
RMAT: R22	4.19 M	128.31 M	30.5	345.6	162.8 K	30.5	345.6	162.8 K

Equation 1 uses these variables to derive a cutoff called the `cutoff_chunk`. Whenever an RPVO is pointed to by `cutoff_chunk` amount of edges a new RPVO is created for that vertex and the next `cutoff_chunk` edges are pointed to this new RPVO. This process is repeated until `rhizome_max` RPVOs are created after which we cycle back to the first RPVO.

$$\text{cutoff\_chunk} = \frac{\text{indegree\_max}}{\text{rhizome\_max}} \quad (1)$$

To allocate the rhizomes, we use a random allocator to randomly assign the newly created rhizome to any compute cell on the AM-CCA chip. The hope is that randomness may have allocations distributed across various regions of the chip, thereby avoiding the creation of hot spots in any particular region. Figure 2a shows a single RPVO created using vicinity allocator to localize out-degree load. It is proven to have better performance for a single RPVO object. Figure 2b shows how rhizomes would randomly be allocated somewhat far way from each other.

Having rhizomes allocated randomly exhibits some properties of Leslie Valiant’s random routing algorithm [5], but the main difference here is that not all actions may eventually be routed to other rhizomes. This is because the rhizomes themselves are the actual destination and not passive proxies. Depending on the application and runtime context, the predicate may be false, as is the case with BFS, or not all vertex activations require subsequent action delivery to out-edges or rhizome-links, as described earlier for Page Rank.

### B. Performance of Rhizomes

We varied the maximum number of rhizomes from 1, meaning only a single RPVO, to 16 rhizomes for any single large in-degree vertex. We ran our BFS implementation on two large AM-CCA chip sizes,  $64 \times 64$ , and  $128 \times 128$ . Figure 3 shows speed ups against having no rhizomes for graph WK and R22. Only the chip size of  $64 \times 64$  for graph R22 did not scale when using rhizomes. This hints at a relationship of chip sizes for certain graph at which rhizomes may not provide any advantages. In particular, when we look at the scaling graph in Figure 5, we find that for chip size  $64 \times 64$  BFS operating on R22 graph without rhizomes does scale quite well as compared to the same but with WK graph. In part, this means that there was not much room for rhizomes to squeeze any further performance.

Figure 4 shows histogram of contention experienced by all compute cells for each channel. Its demonstrates that rhizomes not only lower the contention but also spread it more evenly.

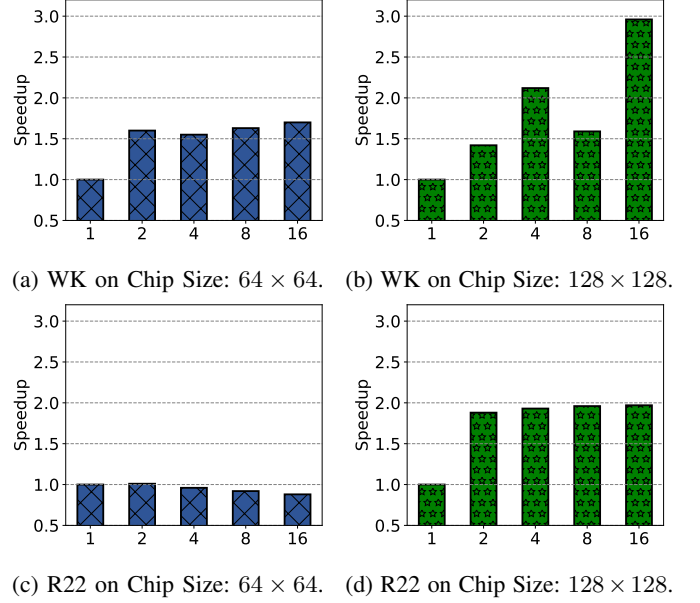


Fig. 3: Performance of varying the number of max rhizomes per RPVO. The x-axis represents `rhizome_max`.

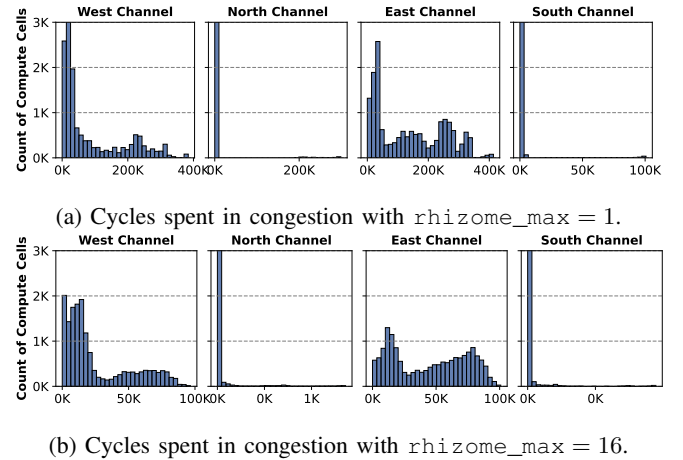


Fig. 4: Histogram of contention experienced per channel for all compute cells for AM-CCA chip size of  $128 \times 128$  compute cells solving the BFS of the RMAT-22 graph. The introduction of rhizomes not only lowers contention but also spreads it more evenly. The North and South channels are not as congested due to the static X-Y dimension order routing, which prefers horizontal channels.

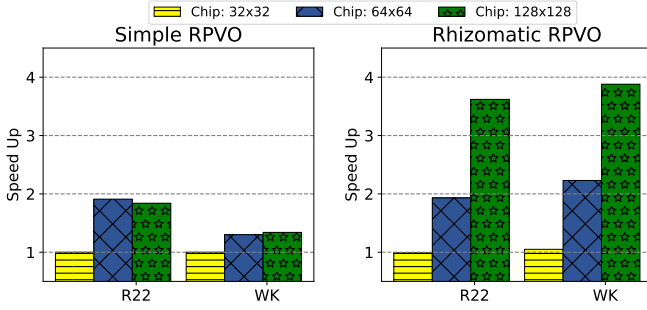


Fig. 5: Strong Scaling.

### C. Strong Scaling of Rhizomes

Finally, we did strong scaling evaluation of AM-CCA using rhizomatic RPVO and compare it against a simple RPVO containing no rhizomes. Compared to a chip size of  $32 \times 32$  with no rhizomes, Figure 5 shows a geomean speed up of  $2.08\times$  and  $3.75\times$  for chip sizes  $64 \times 64$  and  $128 \times 128$ , respectively.

## V. CONCLUSION

The paper aims to address load imbalance caused by high in-degree distribution in graphs by applying the idea of rhizome to vertex-centric message-driven graph processing. Rhizome construction of the graph creates multiple named vertex address for any number of single large in-degree vertices. It then allows other vertices to point to any of the named addresses thus sharing the in-degree load. Simulated experimental results show performance speed ups for BFS graph traversal on large chip sizes for the tested input graph datasets containing highly skewed in-degree distribution. Future work can explore better ways of rhizome creation as opposed to simple chunk distribution described in this paper.

## ACKNOWLEDGEMENTS

**To be added:**

## REFERENCES

- [1] B. Q. Chandio, P. Srivastava, M. Brodowicz, and T. Sterling, "Am-cca: A memory-driven system for fine-grain and dynamic computations," 2024.
- [2] G. Deleuze and F. Guattari, *A thousand plateaus: Capitalism and schizophrenia*. London: Bloomsbury Publishing, 1988. [Online]. Available: <https://libcom.org/files/A%20Thousand%20Plateaus.pdf>
- [3] R. R. McCune, T. Weninger, and G. Madey, "Thinking like a vertex: A survey of vertex-centric frameworks for large-scale distributed graph processing," *ACM Comput. Surv.*, vol. 48, no. 2, oct 2015. [Online]. Available: <https://doi.org/10.1145/2818185>
- [4] "rhizome," Oxford Reference. [Online]. Available: <https://www.oxfordreference.com/view/10.1093/oi/authority.20110919111808348>
- [5] L. G. Valiant, "A scheme for fast parallel communication," *SIAM Journal on Computing*, vol. 11, no. 2, pp. 350–361, 1982. [Online]. Available: <https://doi.org/10.1137/0211027>