
PromptCrypt: Prompt Encryption for Secure Communication with Large Language Models

Guo Lin
Rutgers University
guo.lin@rutgers.edu

Wenyue Hua
Rutgers University
wenyue.hua@rutgers.edu

Yongfeng Zhang
Rutgers University
yongfeng.zhang@rutgers.edu

Abstract

Cloud-based large language models (LLMs) such as ChatGPT have increasingly become integral to daily operations, serving as vital tools across various applications. While these models offer substantial benefits in terms of accessibility and functionality, they also introduce significant privacy concerns: the transmission and storage of user data in cloud infrastructures pose substantial risks of data breaches and unauthorized access to sensitive information; even if the transmission and storage of data is encrypted, the LLM service provider itself still knows the real contents of the data, preventing individuals or entities from confidently using such LLM services. To address these concerns, this paper proposes a simple yet effective mechanism **PromptCrypt** to protect user privacy. It uses Emoji to encrypt the user inputs before sending them to LLM, effectively rendering them indecipherable to human or LLM's examination while retaining the original intent of the prompt, thus ensuring the model's performance remains unaffected. We conduct experiments on three tasks, personalized recommendation, sentiment analysis, and tabular data analysis. Experiment results reveal that PromptCrypt can encrypt personal information within prompts in such a manner that not only prevents the discernment of sensitive data by humans or LLM itself, but also maintains or even improves the precision without further tuning, achieving comparable or even better task accuracy than directly prompting the LLM without prompt encryption. These results highlight the practicality of adopting encryption measures that safeguard user privacy without compromising the functional integrity and performance of LLMs. Code and dataset are available at <https://github.com/agiresearch/PromptCrypt>.

1 Introduction

The recent advancements in large language models (LLMs) have significantly broadened their applicability across diverse fields, facilitating their integration into an array of tasks spanning numerous sectors. Among these applications, commercial cloud-based LLM services such as ChatGPT and Gemini have gained prominence for their utility in a wide spectrum of daily tasks, such as seeking personalized recommendations, analyzing health reports, or drafting essays. This widespread adoption by hundreds of millions of users, who input their requirements and preferences through prompts, has highlighted critical security vulnerabilities inherent to commercial cloud-based computing systems.

Concerns regarding the security of these systems have been underscored by several investigative reports. Notably, publications from reputable sources such as The New York Times¹ and CNBC² have raised alarms about potential data breaches involving ChatGPT. These reports have documented instances where personal information, including detailed conversations with the chatbot, and login credentials, were inadvertently exposed to unauthorized users. Such breaches have not only

¹<https://www.nytimes.com/2023/03/31/technology/chatgpt-italy-ban.html>

²<https://www.cnbc.com/2023/04/04/italy-has-banned-chatgpt-heres-what-other-countries-are-doing.html>

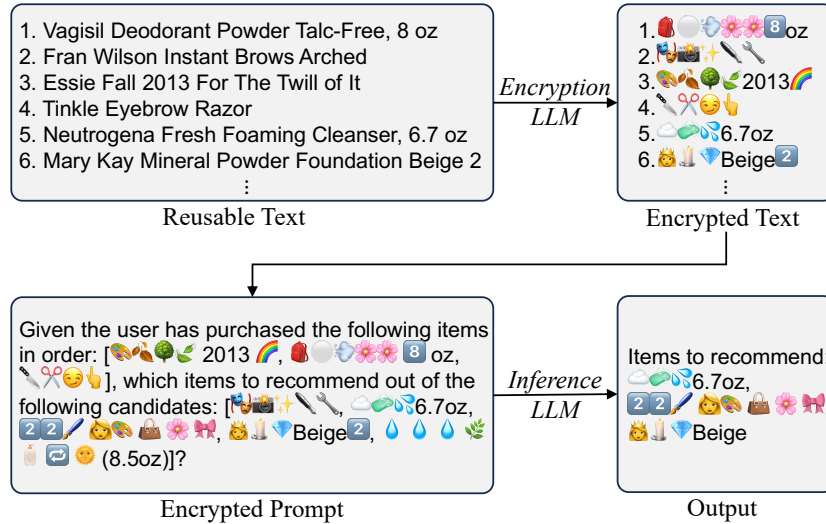


Figure 1: Illustration of PromptCrypt for preserving user privacy in LLM-powered personalized recommender systems, using LLM_{enc} to transform product names in user behavior history into emoji sequences. The LLM_{inf} processes the encrypted prompt to infer and generate relevant product recommendations.

compromised user privacy but have also prompted regulatory scrutiny, as evidenced by the Italian government’s decision to conduct an investigation into ChatGPT, leading to its temporary suspension in 2023. Such data breach concern cannot be addressed by easy solutions such as RSA-encrypting the data transmission and cloud storage, since user-LLM conversation contents may be learned into LLM parameters can then be exposed under adversarial attacks such as jailbreak attacks [1]. Furthermore, even if data breach to third parties is not a concern, individuals or entities may still hesitant to share their private, proprietary, or confidential information with LLM service provider itself, including but not limited to Google or OpenAI, due to concerns over privacy or competitive reasons. For example, Samsung also banned the use of generative AI tools like ChatGPT after April internal data leak³. Government agencies such as the US National Science Foundation are also taking actions by “prohibiting reviewers from uploading any content from proposals, review information and related records to non-approved generative AI tools”⁴. These scenarios underscore the imperative for enhanced security measures to protect sensitive user data within the framework of cloud-based LLM services.

Addressing this need, the implementation of prompt encryption emerges as a crucial endeavor. The process of encrypting prompts necessitates a delicate balance between ensuring user privacy and maintaining the relevance and contextuality of the LLM’s outputs. For example, altering names in a prompt such as “John and Smith are meeting on Tuesday; Question: what day of the week are they meeting?” to “Person1 and Person2” effectively preserves user anonymity without detracting from the model’s capacity to deliver an accurate response. However, anonymizing specific data in prompts that require personalized input, like those seeking recommendations based on a user’s purchase history, could significantly diminish the model’s ability to provide pertinent suggestions. This dichotomy underscores the complexity of implementing prompt encryption in a manner that both protects user privacy and upholds the utility of LLM responses.

In this paper, we propose a simple encryption method **PromptCrypt**. Illustrated in Figure 1, our approach entails the conversion of all sensitive information in the original input prompt into an encrypted format that, while indecipherable to human interpretation, retains its informativeness for the LLM to process. Subsequent to the encryption process, the obfuscated prompt is fed into the LLM for output generation for a specific task. To evaluate the efficacy of our approach, we undertake a comparative analysis of performance. This involves contrasting our method with the use of unencrypted, natural language prompts in the same LLM backbone across three distinct real-world

³<https://www.forbes.com/sites/siladityaray/2023/05/02/samsung-bans-chatgpt-and-other-chatbots-for-employees-after-sensitive-code-leak/?sh=67d4f1916078>

⁴<https://new.nsf.gov/news/notice-to-the-research-community-on-ai>

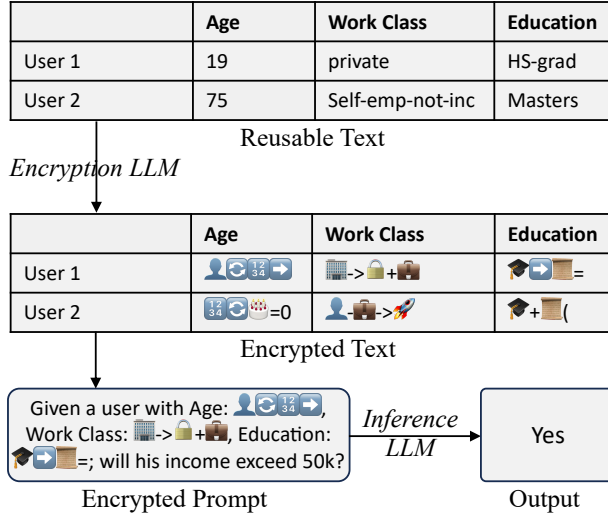


Figure 2: Illustration of PromptCrypt for preserving user privacy in LLM-powered tabular processing.

applications: e-commerce recommendation, sentiment analysis, and financial status classification. Additionally, we conduct a robustness assessment to determine the degree to which original data can be reconstructed from the encrypted prompts, thereby evaluating the strength of our encryption methodology. It is important to emphasize that the research on prompt encryption is in its infancy and currently in a developmental phase. Nonetheless, we present this concept as a foundational idea, anticipating its potential contribution to and impact on future explorations in the field of LLM applications with enhanced data privacy.

We now display the structure for the rest of our paper: Section 2 presents a literature review on current prompt encryption methods. Section 3 presents the problem definition and methodology. Section 4 presents the experiment results on PromptCrypt. Section 5 presents the robustness test results, while Section 6 concludes the work. We also demonstrate the limitations of our work in Section 3, 4, and 5.

2 Related Work

Private inference of neural networks can be categorized into three classes: homomorphic encryption, differential privacy, and split learning. Homomorphic encryption is an extension of public-key cryptography. It is a form of encryption that allows computations to be performed on encrypted data without first having to decrypt it [2, 3]. The resulting computations are left in an encrypted form which, when decrypted, result in an output that is identical to that produced had the operations been performed on the unencrypted data [3]. Differential privacy is a mechanism aiming at preserving the anonymity of individuals within a dataset by adding algorithmic noise, thus ensuring that any single data point’s influence on the aggregated output is sufficiently masked [4, 5]. Split learning is an approach where the computational burden is distributed; the client conducts preliminary computations locally, often adding noise to the intermediate outcomes, and then transmits them to a server for further processing. This method enhances privacy by limiting the exposure of raw data during the analytical process [6, 7].

Private inference of neural networks was first discussed in [8], which demonstrates the feasibility of using homomorphic encryption to achieve non-interactive private inference [9, 10, 11, 12]. Huang et al. [13] proposed a special encoding method called Cheetah to encode vectors and matrices into homomorphic encryption polynomials. Hao et al. [14] realized that matrix-matrix multiplication (rather than matrix-vector multiplication) dominates in Transformer-based inference, and therefore improves the vanilla polynomial encoding by introducing a blocking method that prioritizes the batch dimension. However, these methods are hard for cloud-based black-box API models as they require access to model internal structures.

Du et al. [15] considered differential privacy in inference time by proposing DP-Forward, which directly perturbs embedding matrices in the forward pass of language models. Tong et al. [16] proposed InferDPT, which targets on privacy-preserving inference of black-box LLMs, implementing

differential privacy in text generation. Other approaches such as [17] and [18] involve anonymizing sensitive terms prior to LLM input and subsequently restoring them post-output. OpaquePrompt server⁵ identifies sensitive entities within a user’s prompt and replaces them with generic identifiers (e.g., “Smith is calling John” becomes “Person1 is calling Person2”). Subsequently, the LLM processes this anonymized prompt. However, these approaches are primarily effective when the LLM’s decision-making does not depend on the sensitive information, which is fundamentally different from our research setting.

Split learning was first proposed by [19, 6] which requires client to train a segment of deep network. They show that split learning surpasses federated learning and large batch synchronous SGD in achieving superior accuracy with significantly reduced client-side computational demands. Mai et al. [20] proposed Split-N-Denoise, which splits the model to execute the token embedding layer on the client side at minimal computational cost. This allows the client to introduce noise prior to transmitting the embeddings to the server, and subsequently receive and de-noise the perturbed output embeddings for downstream tasks. Nevertheless, this approach may raise a concern, as the de-noise model could potentially be learning to perform the tasks, not fully leveraging the server model.

In this study, we propose an exceptionally straightforward yet efficacious methodology for black-box LLMs, designed to safeguard user-sensitive information while simultaneously offering sufficient LLM inference capabilities: **PromptCrypt**. Different from previous methods, we modify the confidential information in the prompts into human non-interpretable representations while sensible to LLMs. This method is tailored to be compatible with highly private and personalized applications, including recommender systems, ensuring that it upholds user privacy without compromising the accuracy and personalization that are pivotal to such models’ functionality.

3 Methodology

3.1 Problem Definition

This subsection delineates the structure of our proposed system, which incorporates the use of dual LLMs: one for the encryption of prompts (denoted as LLM_{enc}) and another for performing task-specific inferences (denoted as LLM_{inf}) using the encrypted inputs. To maximize security, it is critical that LLM_{enc} and LLM_{inf} are hosted on distinct platforms or servers. Nevertheless, in Section 4, we explore the potential for heightened security through their co-deployment on a single platform, as opposed to the direct utilization of unencrypted prompts.

The LLM_{enc} interprets prompts comprising two segments: the task-specific encryption instruction prompt (ep_t), dictating the encryption methodology, and the natural language text (x) to be encrypted. The encryption process is formally articulated as:

$$LLM_{enc}(ep_t, x) = x', \tag{1}$$

where x' denotes the encrypted counterpart of the natural language text x .

The LLM_{inf} handles prompts containing three elements: the task instruction (tp_t), which outlines the task at hand; a possible output set (S_t) associated with the task, delineating the spectrum of potential outputs; and the user’s private information (u_i) in its encrypted form. The inference operation of LLM_{inf} is defined as:

$$LLM_{inf}(tp_t, S_t, u_i) = y, \text{ with } y \in S_t. \tag{2}$$

Within this framework, PromptCrypt emerges as a specific instantiation, where ep_t instructs LLM_{enc} to generate a task-specific encrypted representation of the natural language input x with a mix of abbreviated characters and non-linguistic symbols such as emojis, emoticons, and mathematical symbols. Consequently, LLM_{enc} yields a hybrid output comprising both natural language and non-linguistic symbols as the encrypted representation for x , denoted as x' . The encrypted form of the user’s private information, u_i , is then formulated from x' (we specify the process for creating u_i in Section 3.2, categorizing it according to the type of user privacy). Finally, tp_t and S_t are combined with u_i to construct the inference prompt to feed to the LLM_{inf} , which then performs inference to generate a relevant result from S_t .

⁵<https://github.com/opaque-systems/opaqueprompts-python>

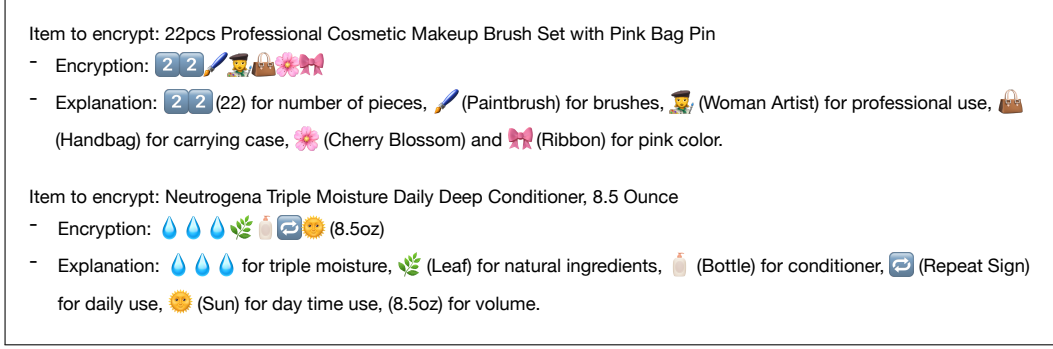


Figure 3: Encryption Rationale on Beauty Products

3.2 Types of Encryption

In the scope of this paper, we concentrate on the protection of the user’s private information within the user prompt u_i . To streamline the process, we employ encryption exclusively on the totality of the user’s sensitive data instead of pinpointing and encrypting only the high-value segments. Recognizing the varying nature of user privacy requirements, we introduce two specific encryption methods: Reusable Encryption and Non-Reusable Encryption.

3.2.1 Reusable Encryption

Reusable Encryption is suitable for instances in which private information, such as purchase history in a personalized recommender system, is frequently accessed and needs to be shielded from direct exposure. This method is particularly applicable when private data is disseminated among a predefined group of entities and is recurrently referenced in user prompts. For example, consider a recommender system that factors in the items a user has previously purchased to make suggestions, as illustrated in Figure 1. Such information is inherently sensitive as it directly reveals the user’s purchasing patterns and preferences. In this scenario, the names of the products represent a fixed set of data points that can be encrypted a single time and then utilized across multiple prompts without the need for re-encryption.

More specifically, assume the context of employing an LLM for beauty product recommendations, the process involves feeding the user’s interaction history and a list of candidate products into the LLM to generate recommendations. To align with recent works in adopting LLMs as recommender systems [21, 22, 23], we represent each product by its title. To preserve the privacy of the user’s interaction history, the initial step involves converting all product titles into encrypted forms. These encrypted forms are then used to reconstruct the user’s history for subsequent processing by the LLM.

In this context, we denote X_{rec} as the set of entities (i.e. products represented by titles) to be encrypted for the recommendation task rec , where $|X_{rec}| = n$ with $0 < n < \infty$. For each entity $x_i \in X_{rec}$, the encrypted form of an entity x_i is denoted as x_i' , computed as:

$$x_i' = \text{LLM}_{\text{enc}}(ep_{rec}, x_i) \text{ for } i = 1, 2, \dots, n \quad (3)$$

Therefore, for a user i who has interacted with entities $\{x_1, x_2, x_3, \dots\}$, the encrypted private information for user i can be written as:

$$u_i = \{x_1', x_2', x_3', \dots\} \quad (4)$$

For illustrative purposes, we provide our e-commerce encryption instruction prompt in Listing 1.

Another example is the use of LLMs for processing tabular data, a type of data commonly encountered in medical and financial decision-making. In these instances, each user is characterized by a set of predefined features, with a specific level on each feature. For example, Figure 2 illustrates a simple tabular dataset with *Age*, *WorkClass*, *Education* as features, while each feature has 2 possible levels (e.g., 19 and 75 for Age). In such a scenario, the LLM_{enc} is first used to encrypt each level of every feature. Subsequently, an encrypted user representation is formed by aggregating all relevant encrypted feature levels, as illustrated by the encrypted prompt in Figure 2.

For Reusable Encryption, the LLM_{enc} and LLM_{inf} can be either the same LLM service (e.g., GPT-4) or two different LLM services (e.g., Gemini + GPT-4). In such applications, having LLM_{enc} the same

For Non-Reusable Encryption, it is crucial that the LLM_{enc} operates as a local model. Otherwise, the platform hosting the LLM_{enc} could potentially gain access to all user reviews, thereby compromising the privacy the system is designed to protect. In this work, we employ an online LLM for Non-Reusable text Encryption only to evaluate the feasibility of our proposed encryption-inference flow, and will incorporate local LLM_{enc} s in our future work.

3.3 Encryption Rationale

We proceed with an initial exploration into the rationale behind the PromptCrypt encryption process by engaging our LLM_{enc} to elucidate the underlying reasoning for transforming natural language text into non-natural language sequences following the generation of encrypted content. To exemplify, we conduct this elucidation on two contexts: a beauty product and a movie review, as depicted in Figure 3 and the “Encryption Explanation” section of Figure 4, respectively.

Figure 3 demonstrates LLM_{enc} ’s capacity to pinpoint and encode salient terms from a product’s title into their symbolic counterparts, albeit with potential alterations to the original syntactic sequence. Figure 4’s adeptness at crafting emoji strings to succinctly encapsulate complex phrases from a movie review. A notable instance is the representation of a low-budget yet commendable movie by the sequence “Flying Money, Movie Clapper Board, OK Button,” showcasing LLM_{enc} ’s ability to distill intricate concepts into emblematic emoji sequences, each with distinct interpretative significance.

Notice that these transformed sequences, as displayed in both figures, introduce interpretive complexities for humans. In the context of an encrypted beauty product description, the symbolic indicators may hint at certain attributes (like moisture via a water-drop emoji), yet they leave room for ambiguity, precluding definitive identification of the specific product. This challenge is accentuated in the case of Non-Reusable encryption, where LLM_{enc} may generate abstract symbol sequences with nuanced, context-dependent meanings that are not immediately discernible, reflecting the intricate balance between maintaining privacy and conveying meaning in encrypted communication.

```

1 Encryption Prompt: Convert the Amazon Beauty product provided into a
  highly condensed sequence. In particular, the product should be
  represented by a NON-natural language sequence using a mixture of
  abbreviated characters, emojis, emoticons (e.g., '~^~', '~_~', etc
  .), as well as math & logical operators (e.g., '->', '+', '<=',
  '|', etc.). This sequence MUST be rich in information, encoding
  ALL key details of the product. Ensure that the NON-natural
  language sequence generated can be easily understood by a LLM. Use
  the fewest possible tokens. Return the converted item ONLY!
2
3 Product to convert: {title}

```

Listing 1: Sample Encryption Prompt

3.4 Encryption Limitations

Currently, we notice two potential concerns associated with the LLM_{enc} , which can be categorized into two primary areas:

(1) Limited Symbolic Vocabulary: The restricted set of symbols such as emojis, emoticons, and operators limits the ability of the LLM_{enc} to capture the full spectrum of nuances in the original data. This may lead to an oversimplification or even omission of intricate details in the encrypted version. For instance, as shown in Figure 3, the use of a leaf emoji to denote a product’s natural ingredients may not fully encapsulate the specificities of the product’s organic composition.

(2) Inaccurate or Misleading Information: The LLM_{enc} has the potential to generate representations that introduce elements not found in the original data. This can result in misunderstandings or inaccuracies. A case in point, as demonstrated in Figure 3, is the generation of a sun emoji for a product whose title does not specify the time of day for its use. Such creative liberties taken by the LLM_{enc} may lead to the introduction of false attributes in the encrypted data.

Despite the challenges presented by the limitations of a Limited Symbolic Vocabulary and the risk of Inaccurate or Misleading Information, experiments demonstrate that PromptCrypt still holds robust performance. The efficacy of PromptCrypt lies in its ability to balance the need for privacy with the functional requirement of the LLM to process and understand user data.

4 Experiments

This section presents an examination of our experimental findings. We initiate by delineating the dataset employed for testing, the evaluation metrics used to assess PromptCrypt’s performance, and the procedures executed prior to performance evaluations. Following this, we elucidate the outcomes of our experiments, employing both quantitative and qualitative analyses to dissect the results underlying PromptCrypt.

4.1 Dataset

We conduct our experiments on three publicly available real-world datasets from various domains, including Amazon Beauty ⁶, IMDB reviews ⁷, and Census Income ⁸. The Amazon datasets are collected from the Amazon.com platform with user ratings and reviews on products they have purchased on 29 categories of products. In this paper, we concentrate on evaluating the Beauty category. The IMDB reviews dataset is an aggregation of 50,000 movie reviews from the IMDB database. These reviews, composed in natural language, are evenly distributed across two sentiment classes, with 25,000 reviews categorized as positive, and the remaining 25,000 categorized as negative. The Census Income dataset originates from the 1994 U.S. Census database. It encompasses 14 demographic attributes per record, providing a comprehensive overview of individual census respondents. The primary target variable in this dataset is a binary indicator, signifying whether an individual’s annual income exceeds \$50,000.

4.2 Evaluation Metrics

For the Amazon Beauty dataset, we use Hit@k as the evaluation metric; it computes the percentage of ranking lists that include at least one positive item in the top-K highest ranked items (we set $K = 10$). For the IMDB review dataset, we use accuracy as the evaluation metric, as the sentiment label is both binary and balanced. For the Census Income dataset, we employ Balanced Accuracy as the evaluation metric, due to the imbalanced nature of the target label within the dataset. Balanced Accuracy is computed as the average of the proportion of correctly predicted instances in each class, thus ensuring a fair assessment of model performance across both majority and minority classes.

4.3 Experiment Setting

All LLMs employed for evaluation purposes are untuned and cloud-based. Regarding the LLM_{enc} , we set the temperature to 1.0 to facilitate the generation of more creative content, as discussed in [24].

To conduct experiments on the Amazon Beauty dataset, we extract the complete purchase history for each user and retain the 15 most recently purchased items to assess the LLM’s performance in sequential recommendation. Specifically, we designate the most recently purchased item as the ground truth or positive sample, while the remaining 14 items constitute the user’s interaction history. Given the finite context window size of the LLM, we adhere to the evaluation methodology proposed by [21, 25] by randomly selecting 99 items from the entire set of beauty products to serve as negative samples. These 100 sampled items collectively form a list of potential candidates for the LLM_{inf} to rank on. Subsequently, we provide both the user’s interaction history, in encrypted form, and the candidate list to the LLM_{inf} and prompt it to generate a list of the top-N recommended items for the user (we set $N = 10$ to evaluate $HR@10$).

In the context of the IMDB reviews dataset, we furnish the LLM_{inf} with a user’s movie review in encrypted form and instruct it to produce a binary sentiment classification (positive or negative) for the review, devoid of any accompanying explanations.

As the Census Income dataset was gathered in the year 1994, we explicitly prompt the LLM_{inf} to determine whether the user’s income would exceed \$50,000 in the year of 1994. Subsequently, we supply the LLM_{inf} with the encrypted version of the user’s corresponding feature values and prompt it to render a binary decision, responding with either “yes” or “no”, again without further elaboration.

4.4 Main Result

Our evaluation commences with both the LLM_{enc} and the LLM_{inf} being an identical cloud-based model (i.e. GPT-4 turbo), represented as “GPT-4 + GPT-4” in Table 1. While utilizing a single model

⁶<https://jmcauley.ucsd.edu/data/amazon/>

⁷<https://www.kaggle.com/datasets/lakshmi25npathi/imdb-dataset-of-50k-movie-reviews>

⁸<https://archive.ics.uci.edu/dataset/2/adult>

Model	Amazon Beauty (HR@10)	IMDB Review (Acc)	Census Income (Acc)
GPT4	0.292	0.965	0.635
GPT4 + GPT4	0.277	0.885	0.706
Gemini + GPT4	0.268	0.817	0.662

Table 1: Modeling Performance

for both encryption and inference may potentially render the model’s server aware of how each user’s private information is encrypted, we believe that this approach is meaningful in two aspects: (1). It assesses the feasibility of whether any LLM can proficiently translate portions of the input prompt from natural language into a non-natural language equivalent while retaining the capability to process it for task inference. (2). It could still mitigate the risk of inadvertent data leakage for Reusable Encryption. For instance, in the context of recommendation, an individual would need to get access to all items’ corresponding encryptions in order to deduce the user’s complete purchase history.

Building upon this, we employ LLMs on different servers for encryption and inference. This step is crucial as it assesses whether our approach is generalizable or specific to a particular LLM. In other words, it evaluates whether a prompt encrypted by one LLM can be interpreted by a different LLM without any additional tuning. Specifically, we first utilize Gemini-Pro as the LLM_{enc} then employ GPT-4 Turbo as the LLM_{inf} with encrypted prompts, denoted as “Gemini + GPT-4” in Table 1.

Lastly, we also include the performance of GPT-4 Turbo processing unencrypted prompts as a baseline (denoted as “GPT-4” in Table 1), in order to provide a relative measure of the extent to which PromptCrypt may impact the performance.

4.5 Result Analysis

As demonstrated by Table 1, both “GPT-4 + GPT-4” and “Gemini + GPT-4” exhibit a performance comparable and even surpassing “GPT-4” on datasets featuring reusable encrypted text, such as Amazon Beauty and Census Income, while showing lower performance on a dataset with non-reusable encrypted data, such as IMDB Reviews. These results underscore the feasibility of our proposed ideas: (1) encrypting segments of the input prompt from natural language into non-natural language equivalents can maintain informativeness for task inference within the same LLM, and (2) this concept extends to scenarios where the encryption and inference LLMs differ, as in “Gemini + GPT-4,” albeit with a decrease in performance across all three evaluated tasks compared to employing the same LLM for encryption and inference.

Additionally, we observe that, among the three tasks, sentiment analysis for movie reviews experiences the largest relative decrease in performance. This phenomenon may stem from the fact that we apply Non-Reusable encryption to the user reviews, transforming the entire review into a sequence of non-natural language tokens. This approach could potentially disrupt the semantic structure of the original review. In contrast, the other two tasks employ Reusable encryption to convert each item or feature value into its corresponding non-natural language representation, while the overall semantic structure is still preserved.

It’s worth-noting that we have also employed other models as the LLM_{enc} . For example, we employ a Flan-T5 Large for user privacy encryption, prompting it to transform a beauty product to its non-natural language form. Nevertheless, the model persistently returns the original product title, irrespective of temperature settings and prompting. Additionally, we also prompt PaLM2 to perform product encryption. While PaLM2 demonstrated the capability to produce sequences in non-natural language, the output exhibited a high frequency of repeated tokens. A typical example of this behavior was the continuous generation of a single emoji, persisting until the maximum output limit was reached. This phenomenon suggests that the inability to effectively encrypt may not be attributed to the size of the model, as PaLM2 is a considerably large-scale model, possessing 340 billion parameters. We hypothesize that this limitation may stem from an insufficient number of training samples featuring emojis, emoticons, and similar elements. Nonetheless, the precise cause of this issue remains unclear and warrants further investigation.

5 Robustness Experiment

In this section, we conduct an assessment to evaluate the degree of safety for the encrypted information, both for the reusable and non-reusable texts. Our approach involves utilizing the LLM_{inf} as the decryption model, prompting it to decipher user privacy data encrypted by various LLM_{enc} s back to its original natural language form. Subsequently, we transform both the original user privacy data and the model-decrypted user privacy data into dense vector embeddings using the “text-embedding-3-small” embedding model from OpenAI. We then compute the cosine similarity between these pairs to discern their semantic resemblance. A high similarity score would suggest poor encryption performance, indicating that the inference model can readily infer an entity or a piece of text that is semantically akin to the encrypted information.

This evaluation is carried out across all three datasets utilized in Section 4. For reusable text, we employ the Amazon Beauty and Census Income datasets, while for non-reusable text, we utilize the IMDB movie review dataset. For example, on the Amazon Beauty dataset, we present each beauty product in its encrypted form to the LLM_{inf} , prompting the model to infer the title of the product based solely on its encrypted representation. We then compute the cosine similarity between the original product title and the inferred product title. Similarly, for the Census Income dataset, we instruct the LLM_{inf} to decrypt each encrypted feature level, providing the feature name as context, and then compute the cosine similarity between the original and decrypted feature levels. As for the IMDB movie reviews, we direct the LLM_{inf} to decrypt the encrypted reviews back to their natural language forms, and then compute the cosine similarity between the original and decrypted reviews. We then compute the mean similarity for all items in their corresponding dataset to obtain the overall similarity.

To assess the effectiveness of the encryptions, we propose a method where, for each encrypted entity, we randomly select a subset of N samples (we set $N = 5$ for this experiment) from the same dataset as random samples. Subsequently, we calculate the mean cosine similarity between each random sample and the encrypted entity. For example, when evaluating the IMDB reviews dataset, for each review, we randomly select five other reviews from the dataset, compute the cosine similarity between the review and each of the five selected reviews, and then determine the mean similarity. This value serves as a threshold for secure review encryption, as any semantic similarity below it would indicate that the decryption model produces a decoded review that is irrelevant to the encrypted counterpart.

We replicate this procedure for all reviews within the dataset to calculate an overall mean value, serving as our comprehensive safety threshold for movie encryption-decryption. Additionally, we apply a similar methodology to the Amazon Beauty and Census Income datasets, computing their respective safety thresholds. We denote the safety thresholds as “Optimal Safety” in Table 2.

Following the methodology outlined in Section 4, we utilize both GPT4-Turbo and Gemini-Pro as LLM_{enc} s, with GPT4-Turbo serving as the decryption model. In Table 2, the row “GPT4 + GPT4” contains the overall cosine similarities among all encryption-decryption pairs for all evaluated datasets, with encryption and decryption both being performed using GPT4-Turbo; whereas the row “Gemini + GPT4” denotes the overall cosine similarities among all encryption-decryption pairs for all evaluated datasets, with encryption using Gemini-Pro and decryption using GPT4-Turbo.

As Table 2 showcases, both “GPT-4 + GPT-4” and “Gemini + GPT-4” yield scores significantly lower than 1, suggesting that the encryption process is indeed effective. The fact that these scores exceed the threshold for optimal safety is acknowledged, given that the objective of the encryption is not to render the text entirely random but to obscure it sufficiently while retaining essential information. Nevertheless, it is evident that there is room for enhancement. The goal moving forward is to reduce the similarity score further in the direction of optimal safety, achieving a more robust encryption without detracting from the performance of the original task.

Model	Amazon Beauty	IMDB Review	Census Income
GPT4 + GPT4	0.567	0.755	0.461
Gemini + GPT4	0.531	0.607	0.467
Optimal Safety	0.307	0.411	0.295

Table 2: Robustness Performance

6 Conclusions

In conclusion, this paper presents PromptCrypt, a novel encryption method tailored to safeguard user privacy during interactions with cloud-based LLMs such as GPTs. By converting user input from natural language into a sequence of emojis, emoticons, and operators, PromptCrypt ingeniously masks sensitive data from both humans and the LLM itself. The effectiveness of PromptCrypt is validated through tests on three public datasets spanning various domains, demonstrating that an advanced cloud-based LLM (e.g., GPT4) can interpret prompts containing PromptCrypt encrypted user information without requiring any model-specific fine-tuning. Remarkably, the performance on these encrypted prompts is not only preserved but, in some cases, even exceeds that of processing non-encrypted user information. These results highlight PromptCrypt’s potential as a viable solution for enhancing data security in cloud-based LLM applications, offering a promising avenue for future research in the realm of privacy-preserving technologies.

References

- [1] Mingyu Jin, Suiyuan Zhu, Beichen Wang, Zihao Zhou, Chong Zhang, Yongfeng Zhang, et al. AttackEval: How to evaluate the effectiveness of jailbreak attacking on large language models. *arXiv:2401.09002*, 2024.
- [2] Xun Yi, Russell Paulet, Elisa Bertino, Xun Yi, Russell Paulet, and Elisa Bertino. *Homomorphic encryption*. Springer, 2014.
- [3] Abbas Acar, Hidayet Aksu, A Selcuk Uluagac, and Mauro Conti. A survey on homomorphic encryption schemes: Theory and implementation. *ACM Computing Surveys (Csur)*, 51(4):1–35, 2018.
- [4] Cynthia Dwork. Differential privacy. In *International colloquium on automata, languages, and programming*, pages 1–12. Springer, 2006.
- [5] Cynthia Dwork. Differential privacy: A survey of results. In *International conference on theory and applications of models of computation*, pages 1–19. Springer, 2008.
- [6] Praneeth Vepakomma, Otkrist Gupta, Tristan Swedish, and Ramesh Raskar. Split learning for health: Distributed deep learning without sharing raw patient data. *arXiv preprint arXiv:1812.00564*, 2018.
- [7] Abhishek Singh, Praneeth Vepakomma, Otkrist Gupta, and Ramesh Raskar. Detailed comparison of communication efficiency of split learning and federated learning. *arXiv preprint arXiv:1909.09145*, 2019.
- [8] Ran Gilad-Bachrach, Nathan Dowlin, Kim Laine, Kristin Lauter, Michael Naehrig, and John Wernsing. Cryptonets: Applying neural networks to encrypted data with high throughput and accuracy. In *International conference on machine learning*, pages 201–210. PMLR, 2016.
- [9] Chiraag Juvekar, Vinod Vaikuntanathan, and Anantha Chandrakasan. {GAZELLE}: A low latency framework for secure neural network inference. In *27th USENIX Security Symposium (USENIX Security 18)*, pages 1651–1669, 2018.
- [10] Pratyush Mishra, Ryan Lehmkuhl, Akshayaram Srinivasan, Wenting Zheng, and Raluca Ada Popa. Delphi: A cryptographic inference system for neural networks. In *Proceedings of the 2020 Workshop on Privacy-Preserving Machine Learning in Practice*, pages 27–30, 2020.
- [11] Deevashwer Rathee, Mayank Rathee, Nishant Kumar, Nishanth Chandran, Divya Gupta, Aseem Rastogi, and Rahul Sharma. Cryptflow2: Practical 2-party secure inference. In *Proceedings of the 2020 ACM SIGSAC Conference on Computer and Communications Security*, pages 325–342, 2020.
- [12] Xuanqi Liu and Zhuotao Liu. Llms can understand encrypted prompt: Towards privacy-computing friendly transformers. *arXiv preprint arXiv:2305.18396*, 2023.
- [13] Zhicong Huang, Wen-jie Lu, Cheng Hong, and Jiansheng Ding. Cheetah: Lean and fast secure {two-party} deep neural network inference. In *31st USENIX Security Symposium (USENIX Security 22)*, pages 809–826, 2022.

- [14] Meng Hao, Hongwei Li, Hanxiao Chen, Pengzhi Xing, Guowen Xu, and Tianwei Zhang. Iron: Private inference on transformers. *Advances in Neural Information Processing Systems*, 35:15718–15731, 2022.
- [15] Minxin Du, Xiang Yue, Sherman SM Chow, Tianhao Wang, Chenyu Huang, and Huan Sun. Dp-forward: Fine-tuning and inference on language models with differential privacy in forward pass. In *Proceedings of the 2023 ACM SIGSAC Conference on Computer and Communications Security*, pages 2665–2679, 2023.
- [16] Meng Tong, Kejiang Chen, Yuang Qi, Jie Zhang, Weiming Zhang, and Nenghai Yu. Priv-infer: Privacy-preserving inference for black-box large language model. *arXiv preprint arXiv:2310.12214*, 2023.
- [17] Zhigang Kan, Linbo Qiao, Hao Yu, Liwen Peng, Yifu Gao, and Dongsheng Li. Protecting user privacy in remote conversational systems: A privacy-preserving framework based on text sanitization. *arXiv preprint arXiv:2306.08223*, 2023.
- [18] Yu Chen, Tingxin Li, Huiming Liu, and Yang Yu. Hide and seek (has): A lightweight framework for prompt privacy protection. *arXiv preprint arXiv:2309.03057*, 2023.
- [19] Otkrist Gupta and Ramesh Raskar. Distributed learning of deep neural network over multiple agents. *Journal of Network and Computer Applications*, 116:1–8, 2018.
- [20] Peihua Mai, Ran Yan, Zhe Huang, Youjia Yang, and Yan Pang. Split-and-denoise: Protect large language model inference with local differential privacy. *arXiv preprint arXiv:2310.09130*, 2023.
- [21] Shijie Geng, Shuchang Liu, Zuohui Fu, Yingqiang Ge, and Yongfeng Zhang. Recommendation as language processing (rlp): A unified pretrain, personalized prompt & predict paradigm (p5). In *Proceedings of the 16th ACM Conference on Recommender Systems*, pages 299–315, 2022.
- [22] Wenyue Hua, Shuyuan Xu, Yingqiang Ge, and Yongfeng Zhang. How to index item ids for recommendation foundation models. *SIGIR-AP*, 2023.
- [23] Jianchao Ji, Zelong Li, Shuyuan Xu, Wenyue Hua, Yingqiang Ge, Juntao Tan, and Yongfeng Zhang. Genrec: Large language model for generative recommendation. *ECIR*, 2023.
- [24] Melissa Roemmele and Andrew S Gordon. Automated assistance for creative writing with an rnn language model. In *Proceedings of the 23rd international conference on intelligent user interfaces companion*, pages 1–2, 2018.
- [25] Junling Liu, Chao Liu, Renjie Lv, Kang Zhou, and Yan Zhang. Is chatgpt a good recommender? a preliminary study. *arXiv preprint arXiv:2304.10149*, 2023.