

# Exploring the Nostr Ecosystem: A Study of Decentralization and Resilience

YILUO WEI, The Hong Kong University of Science and Technology (GZ), China

GARETH TYSON, The Hong Kong University of Science and Technology (GZ), China

Nostr is an open decentralized social network launched in 2022. From a user's perspective, it is similar to a micro-blogging service like Twitter. However, the underlying infrastructure is very different, and Nostr boasts a range of unique features that set it apart. Nostr introduces the concept of relays, which act as open storage servers that receive, store, and distribute user posts. Each user is uniquely identified by a public key, ensuring authenticity of posts through digital signatures. Consequently, users are able to securely send and receive posts through various relays, which frees them from single-server reliance and enhances post availability (e.g., making it more censorship resistant). The Nostr ecosystem has garnered significant attention, boasting 4 million users and 60 million posts in just 2 years. To understand its characteristics and challenges, we conduct the first large-scale measurement of the Nostr ecosystem, spanning from July 1, 2023, to December 31, 2023. Our study focuses on two key aspects: Nostr relays and post replication strategies. We find that Nostr achieves superior decentralization compared to traditional Fediverse applications. However, relay availability remains a challenge, where financial sustainability (particularly for free-to-use relays) emerges as a contributing factor. We also find that the replication of posts across relays enhances post availability but introduces significant overhead. To address this, we propose two design innovations. One to control the number of post replications, and another to reduce the overhead during post retrieval. Via data-driven evaluations, we demonstrate their effectiveness without negatively impacting the system.

## 1 INTRODUCTION

Social media platforms such as Facebook and Twitter rank among the most frequented websites globally. However, despite their success, they face increasing criticism [26]. For example, the dominant, uncompetitive nature of these platforms has granted them unrestricted discretion over permissible activities, triggering regulatory concerns and sparking widespread debates [9, 28].

In response, there has been growing movement of activists, technologists and researchers working on the "Decentralized Web" (DW). This encompasses technologies that broadly aim to foster increased transparency, openness, and democracy on the web [25]. In particular, the "Fediverse", composed of server-based federated services such as Mastodon, Pleroma, and other Twitter-like micro-blogging services, rank among the most widely used applications within the DW [32]. These platforms deconstruct their service offerings into independent servers (instances) that anyone can easily create. In the simplest scenario, these instances permit users to register and interact locally. However, they also enable cross-instance interaction (*i.e.*, federation). This distributed structure offers numerous benefits. For instance, it provides more transparent data ownership, makes censorship more difficult. Further, the lack of centralisation could potentially enhance the overall system's resilience against technical, legal, or regulatory attacks.

Despite the benefits, these platforms also suffer from key limitations [13, 26]. User identities are tied to a server controlled by an administrator. Thus, instance owners can ban users (just as Twitter can), and they also have the power to block other instances, thereby imposing censorship. Perhaps more problematic is that there are no clear incentives for running these servers. Consequently, they are often managed by enthusiasts who may operate them with more passion than professional polish. For example, a recent study found that 11% of instances are inaccessible for more than half of the time [26]. This situation puts users at the mercy of a single individual administrator's whims, which can sometimes be even more oppressive than a large corporation like Twitter [27].

To address the limitations of the Fediverse, a fundamentally different decentralized web platform was launched in 2022: Nostr (Notes and Other Stuff Transmitted by Relays) [18]. Nostr is a decentralized system that is built on a series of open protocols capable of establishing a global social network in a way that detaches users from any specific server (which could later become unavailable or censor the users). From a user’s perspective, it exhibits similar functions to a micro-blogging service like Twitter, although the actual implementation differs significantly. The core innovation is the introduction of relays. These operate as open storage servers, loosely akin to the server instances in the Fediverse. Their only responsibility is to receive posts from users, store them, and distribute them to other users. However, unlike in the Fediverse a relay does *not* communicate with other relays; it interacts solely with users. Further, users can push posts to any (including multiple) relays, thereby decoupling the fixed association between a user and a server. Thus, even if individual relays fail (or censor content), the posts remain live. Others wishing to retrieve posts can simply connect to any (including multiple) of these relays to collect the posts. To ensure integrity, each user is uniquely identified by a public key, and each message they create is digitally signed to ensure authenticity. These unique features have garnered significant attention from users, and fostered numerous applications built atop of Nostr. To date, the Nostr ecosystem encompasses more than 600 active relays [24], more than 4 million users, and more than 60 million posts [23].

As the Nostr ecosystem continues to grow and gain traction, we argue that it is crucial to better understand the characteristics and challenges of the decentralized Nostr ecosystem. We are particularly curious about whether Nostr encounters similar challenges of the Fediverse, such as poor relay (instance) availability, post availability, and the natural tendency of centralization [26]. We are also curious about any novel challenges that may uniquely emerge in Nostr. We conjecture that the replication of posts across relays significantly increases overheads for storage and relay-user communications. To date, these challenges are not understood and no explicit and deterministic solutions exist.

With this in mind, we introduce the first large-scale measurement of the Nostr ecosystem. We assemble a dataset of 17.8 million posts, 1.5 million unique pubkeys (users), and 712 relays, spanning the time period from 2023-07-01 to 2023-12-31. Using this dataset, we focus on two key aspects.

First, we study the Nostr *relays*, regarding the availability and the degree of decentralization. Through the relay-based paradigm, we show that Nostr has accomplished significantly better decentralization compared to prior Fediverse applications (§4.1 §4.2). The users and posts are highly distributed across the relays. Most (93%) posts can be found in multiple relays, with 178 relays (25%) respectively host a significant proportion (more than 5%) of the posts. The relays are distributed over 44 countries and 151 autonomous systems. Thus, surprisingly, no single country or autonomous system hosts more than 25% of the relays, and the majority have only 1 or 2 relays each. However, we find that the unstable availability of relays is still a challenge, akin to prior Fediverse applications [26] (§4.3). We show that 20% of the relays experience downtime for more than 40% of the time. Our further investigation suggests that financial sustainability may be one reason for this, especially for free-to-use relays (§4.4). Although Nostr features build-in support for Bitcoin, enabling users to tip or donate to relay operators, our estimation shows that 95% of the free-to-use relays cannot cover their operational cost from this.

We next focus on the replication and availability of *posts*. A unique innovation of Nostr is the ability to place posts across multiple relays. This, however, impose trade-off between improved post availability (as well as resilience to censorship) and lower replication overhead. We show that post availability on Nostr significantly surpasses that of Fediverse applications: even when the top 30 relays with the highest number of users or posts are down, over 90% of the posts remain accessible in Nostr (§5.2). Initially, this suggests that Nostr has accomplished its core anti-censorship and resilience goal. However, the overhead of post replications is large. We find 616M post replications

for the 17.8M posts, which means, on average, a post is replicated across 34.6 relays (§5.1 §5.3). Another challenge stemming from post replications is that due to the Nostr protocol, users may retrieve the same post multiple times from different relays (§5.4). Indeed, Our evaluation indicates that 98.2% of these retrievals are redundant, leading to a wasteful consumption of bandwidth.

These results motivate us to study if it is possible to reduce the overhead of post replications. Consequently, we propose a new feature in post publication for Nostr clients (§6.1 §6.2). Our evaluation demonstrates that this feature can effectively reduce 380 million post replications while preserving the same level of post availability. Moreover, we propose another feature in post retrieval (§6.3 §6.4). According to our evaluation, this feature can effectively decrease the wasteful retrievals from 98.2% to 11.7%, while ensuring that overall 99.4% of post can be found and retrieved.

The paper makes three key contributions:

- (1) We compile the first large-scale dataset of the Nostr ecosystem, comprising 17.8 million posts, 616 million post replications, 1.5 million users, and 712 relays.
- (2) Through our comprehensive dataset, we observe significant differences between Nostr and the Fediverse, as decentralized social networks. While we highlight that Nostr is more decentralized with improved post availability, it comes at the cost of notable overhead.
- (3) In response, we propose two design innovations. The first aims to control the number of post replications, while the second aims to minimize the overhead during post retrieval. We demonstrate that they are effective without causing negative impact on the system.

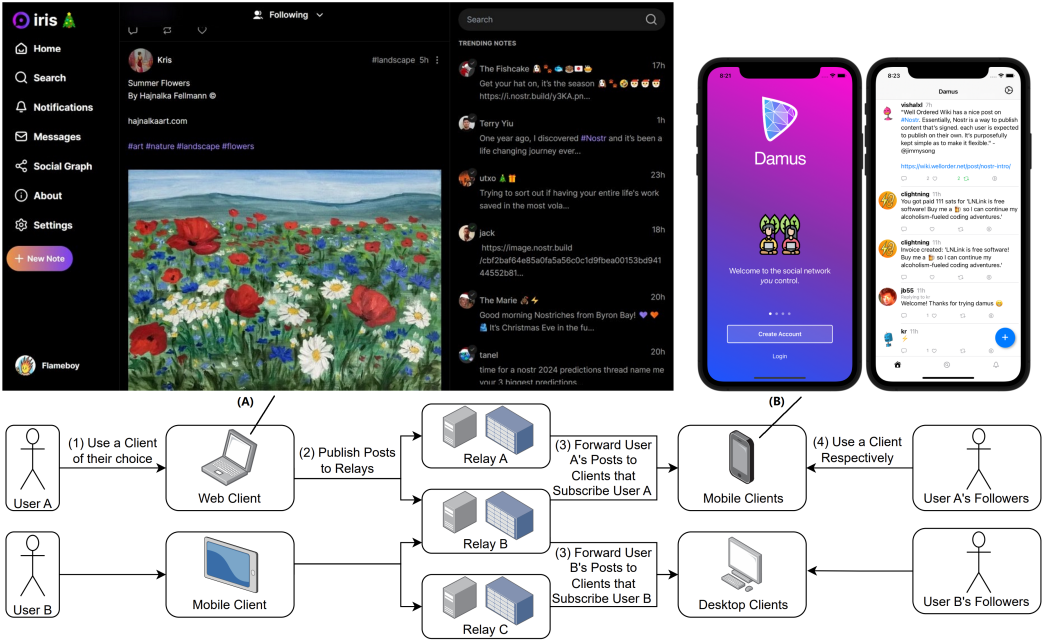


Fig. 1. Overview of Nostr. (1) The user uses a client of their choice; (2) Through the client, the user publish the post to relays of their choice; (3) Relays forward the post to clients that have a subscription indicating it wants the message; (4) The client shows the post to the user. (A) Screenshot of Iris, a web client for Nostr. (B) Screenshot of Damus, an IOS client for Nostr.

## 2 NOSTR PRIMER

**Nostr Overview.** Nostr is a decentralized social networking system built on a series of open protocols. From a user’s perspective, it can be seen as a micro-blogging service similar to Twitter or Mastodon. However, the underlying architecture is very different. Nostr is composed of two key elements: *relays* and *clients*. A relay operates as a server, receiving messages from certain users and forwarding them to others (upon request) in an asynchronous manner. Users interact with relays, sending and receiving messages through a client. This client can be any application (mobile, desktop, web, etc.) that implements the Nostr client protocol.

Any individual can operate a relay, akin to the Fediverse where anyone can set up an instance. Similarly, end users can select any client implementation, or even build their own compatible client. For context, Figure 1 offers the screenshots of two Nostr clients.<sup>1</sup> When using these clients, a user can create a post, which is then pushed to the relays of their choice. Similarly, the clients can connect to relays to download posts. Further details about this process are provided below.

**User Account.** To begin, the user needs an account, which is a public key. Nostr utilizes asymmetric encryption, identifying each user by their respective public key. The user generates a key pair and provides it to the client to facilitate interactions with relays. Crucially, as long as the user maintains their private key, they have ultimate ownership of the account, unlike platforms like Twitter or Mastodon where the account can be manipulated or deleted by system admins. This flexibility also enables the user to seamlessly switch between relays while maintaining the same account. This makes it notably different to prior platforms, which retain ultimate account ownership.

**Event.** For data transmission, the Nostr protocol specifies the *event* concept, represented in a distinct JSON schema. Nostr defines various kinds of events for different purposes, such as user profiles (kind-0), posts (kind-1), following lists (kind-3). A post (kind-1) is the fundamental and most commonly used event, functioning similarly to a tweet on Twitter or a toot on Mastodon. More details can be found in the protocol specification [19].

**Relay Selection.** To publish and retrieve within the Nostr ecosystem, the user needs to select a set of relays to use. For this, the client maintains a relay list which is configurable by the user. The client connects to all relays in this list for publishing and retrieving posts. Users can find relays to add to the list through three main methods: (i) the client comes with a default list of relays; (ii) the client identifies relays from a relay index website (e.g., [nostr.watch](https://nostr.watch)); or (iii) other users recommend relays within the user profile or through a specific Nostr event (kind-10002).

**Connecting to Relays.** WebSocket [31] is used as the underlying protocol to connect to relays. The Nostr protocol dictates that clients should initiate a single websocket connection to each relay and employ it for all forms of communication with this relay.

**Sending to Relays.** To send an event to relays, the user crafts the content, then uses the client to create and sign the event with their private key before dispatching it to the relays. The user can publish events to multiple relays of their choice. The relays store the event and, when requested, forward it to other users. Importantly, the event’s authenticity is verified through its signature, eliminating the need to trust the relay.

**Receiving from Relays.** To receive posts from a relay, the client must create a *subscription* and send it to the relays. Each subscription includes a filter that specifies the types of events the client wishes to receive. The relay then forwards the desired events to the client. For instance, if user  $F$  follows user  $A$ ,  $F$ ’s client will create a subscription with a filter for  $A$ ’s recent events. Thus, client  $F$

<sup>1</sup> Screenshot of Iris is retrieved from <https://www.alza.cz/nostr-decentralizovana-sit-pro-svobodnejši-sdílení-obsahu-na-internetu>, and screenshot of Damus is retrieved from <https://github.com/damus-io/damus>.

will then connect to the relay and upload the filter. The relays will then forward *A*'s events to the client and continue to forward new events from *A* once they are received.

**Zaps.** Zaps function as monetary tips that one user can send to another, which is also used to fund relays. A user can opt to link their account with a Bitcoin wallet address, thereby enabling them to send or receive Bitcoins in the form of zaps. A successful zap transaction results in the publication of a zap receipt within the relays as a kind-9735 event. More details can be found in [21].

### 3 DATASET

Recall, we focus on two key aspects of the Nostr ecosystem: relays and post replications across relays. To measure these, we gather two datasets. The first is the Nostr relay dataset, which includes general information, deployment, and availability data of the relays. The second is the event dataset, which contains the events in the relays. This dataset helps us gauge the scale and popularity of the relays, as well as measure post replications and availability.

#### 3.1 Relay Dataset

**Relay Selection.** We begin by compiling a list of relay URLs and IP addresses from the `nostr.watch` website, which contains an index of relays around the world. We extract the relays from this site on a daily basis from 2023-10-01 to 2023-12-31. We collect the list of 911 relays from `nostr.watch` that have been online at least once during this period. We successfully retrieve event data from 712 of them. We cannot obtain event data from the remaining 199 relays due to three reasons: (i) some relays (58%) have no events published, indicating that they are either not actively used or solely set up for testing purposes; (ii) certain relays (41%) remain online for only a short period before going constantly offline; and (iii) some relays (1%) require payment for accessing their data. Consequently, all analyses conducted in this study exclude these relays from which we cannot obtain event data.

**Relay Information.** Relays provide server metadata (a relay information document) to clients. This document provides clients with information on server capabilities, administrative contacts, and various server attributes, such as supported NIPs, content limitations, community preference, and payment information. We provide a sample of relay information document in Appendix A.1, and more detail can be found in the protocol specification [20].

This information also allows us to separate the relays into free relays and paid relays. In the case of a paid relay, users are required to pay a certain amount of bitcoin to use it. While most paid relays only charge for posting to the relay, a small number charge for reading (we exclude them because we cannot crawl them). Of the 712 relays in our dataset, 625 are free and 87 are paid.

**Autonomous Systems.** We then query IP-API with the IP address of the relay to get the Autonomous Systems (AS) hosting the relay, as well as the geographical location (country and city) of the relay server.

**Relay Availability.** We utilize the API provided by `nostr.watch` to monitor the availability of relays. Every 15 minutes, we request information from the API and receive a list of online relays. Our monitoring period is from 2023-10-01 to 2024-12-31. This allows us to map the exact downtime of each relay.

#### 3.2 Event Dataset

**Event collection.** We connect to each relay in our dataset to gather all posts, users and zap related events. We divide the collection process into several parallelized jobs and distributes the workload evenly across the relays, preventing any single relay from being overwhelmed.

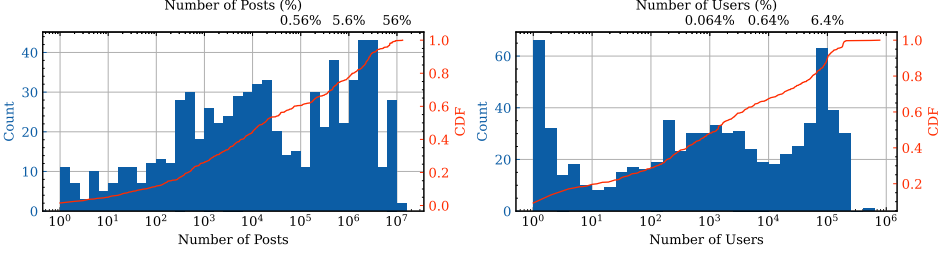


Fig. 2. (a) The distribution and CDF of the number of posts in a relay; (b) The distribution and CDF of the number of users in a relay.

**Text Notes (Posts).** A text note in Nostr is a kind-1 event, which is the fundamental kind of event, used for user posts. This is roughly equivalent to a tweet on Twitter. However, in contrast to Twitter, we emphasize that an event can be replicated across multiple relays (but is identified by a unique ID). Thus, we regard each unique ID as an individual event and record the relays in which it is replicated. We crawl 712 relays for the time period from 2023-07-01 to 2023-12-31, and get a total of 17,851,871 text notes.

**Users.** Each unique pubkey represents an individual user. We follow this convention throughout the remainder of the paper. We identify active users who have posted at least once between 2023-07-01 and 2023-12-31 from our text note dataset. We obtain 1,558,891 unique pubkeys from the text note dataset. Subsequently, we construct the user dataset by querying the relays for user profiles (kind-0 event) and the user’s following list (kind-3 event) using the obtained public keys.

**Zaps.** To investigate the financial incentives of operating a relay, we collect kind-9735 events associated with the account of relay operators, which is used for the zap transactions as described in §2. We crawl the relays for the time period from 2023-07-01 to 2023-12-31, and get a total of 252,905 zap transactions, with the amount summed up to be 305,427,302 Satoshi (1 Bitcoin = 100 million Satoshi). At the time of writing, it is roughly 137,000 USD.

**Other Events.** Note, there are other kinds of events serving different purposes. We do not collect these, as some kinds are only visible to specific users (such as direct messages or group chats) and others are specified by more advanced extensions of the Nostr protocol, and not all relays have implemented these features. Since our measurement focuses on the overall Nostr ecosystem, we exclude these specific event kinds from our analysis.

## 4 CHARACTERIZING NOSTR RELAYS

Nostr is designed to offer high-availability decentralized support for content sharing. Thus, a key design goal is to decentralize operation away from single points of failure, and maintain high availability. The success of this can be measured through several metrics, including the distribution of posts and users across relays (to identify any points of failure), alongside the hosting patterns of the relays themselves. In this section, we focus on studying the properties of the Nostr relays and explore to what extent this relay paradigm achieves high level of decentralization while maintaining high availability.

### 4.1 Distribution of Posts & Users

We first evaluate the degree of decentralization within Nostr at the relay level. To do this, we inspect the distribution of posts and users across the relays, in terms of the number of posts in the relay and the number of users using the relay. We define that a user is using a relay if they have at least one

post in the relay. Previous research has highlighted user-centralization and content-centralization problems in the Fediverse [26]. That is, a small number of instances host a vast majority of posts and users. While we aim to determine if these findings also apply to Nostr, we also note a vital difference: in Nostr, a user and a post can exist in multiple relays. We posit that this uniqueness may result in distinctive characteristics.

**Distribution of Posts & Users.** Figure 2a illustrates the distribution and cumulative distribution function (CDF) of the number of posts in a relay. We observe that the top relay hosts 73% of the posts. At first glance, this may suggest a highly centralized distribution. However, it is important to consider that a post can exist in multiple relays. Taking this into account, the result reveals that although 178 relays (25%) host a significant proportion (more than 5.6%) of the posts, the sum of the proportions is far larger than 100%, reaching 3200%. This indicates that posts are extensively replicated and distributed across multiple relays. This could be viewed as a decentralized backup of posts, serving to mitigate the risk of failure or censorship in a single relay. Therefore, the result stands as a favorable signal of decentralization.

Figure 2b illustrates the distribution and CDF of the number of users in a relay. We observe a similar distribution to the distribution of posts. We find that the proportions across all relays summed up to be 1310%. This suggests that users are actively utilizing various relays for publishing (and likely retrieving) posts. Once again, this highlights Nostr’s distinctive feature of detaching users from specific servers, potentially mitigating the risk of user-centralization.

Overall, the distribution patterns of posts and users demonstrates the effective decentralization of Nostr at the relay level. And, unlike Fediverse, we do not find evidence for excessive user-centralization or post-centralization at the relay level in Nostr.

## 4.2 Relay Hosting

In this section, we evaluate the degree of decentralization of Nostr at country and autonomous systems (AS) level. Like instances in the Fediverse, relays in Nostr follow a bottom-up approach, where administrators have the autonomy to choose where to host their relays. Prior work revealed that there is infrastructure-centralization in Fediverse [26]. That is, instances and users and posts in the instances are centralized in a few countries and Autonomous Systems (ASes). Thus, we hypothesize that Nostr may encounter similar challenges whereby the majority of relays fall under the remit of a small number of countries or ASes. To test this, we investigate the hosting of relays in Nostr to see if relays, posts or users are overly centralized in certain locations.

**Countries.** Figure 3a displays the CDF of the percentage of relays, hosted posts, and users in different countries. Additionally, Figure 3c illustrates the percentage of relays, hosted posts, and users for the top 15 countries ranked by the number of relays.

In stark contrast to the Fediverse, we observe that the distribution of relays is quite decentralized, with around 52% of countries having fewer than two relays. That said, upon closer inspection, we see that users and posts are concentrated in the top countries, such as the US, which hosts 85% of posts and 30% of users. Nonetheless, it is crucial to recall that, unlike Fediverse instances, a post and a user can belong to multiple relays, which creates backups that will persist even if some relays fail. As a result, most of the top 15 countries host at least 20% of the posts, and Canada, France, Germany, and Finland host more than 40%. This distribution is actually a positive indicator of decentralization, as it suggests that a significant portion of Nostr posts and users are spread across different countries. This outcome appears to be more favorable compared to Mastodon, where a study in 2019 revealed that 89.1% of all toots were concentrated on instances in Japan, the US, and France [26].

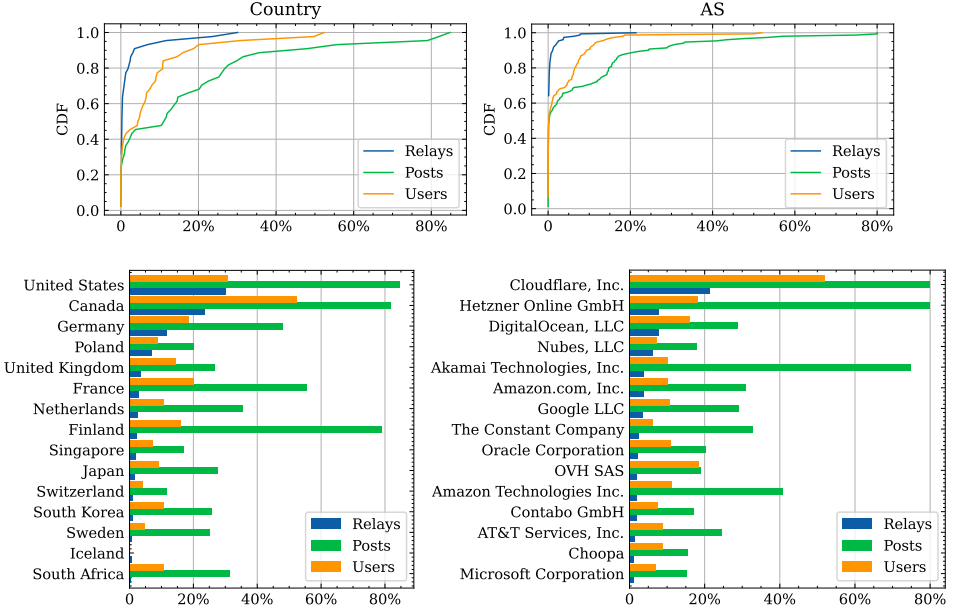


Fig. 3. (a) CDF of the percentage of relays, posts, and users in the countries; (b) CDF of the percentage of relays, posts, and users in the ASes; (c) Percentage of relays, posts, and users in the top 15 regions, ranked by number of relays; (d) Percentage of relays, posts, and users in the top 15 ASes, ranked by number of relays.

**ASes.** Figure 3b displays the CDF of the percentage of relays, hosted posts, and users in different ASes. Additionally, Figure 3d illustrates the percentage of relays, hosted posts, and users for the top 15 ASes ranked by the number of relays.

We observe a similar trend to countries, as the distribution of relays across ASes is also surprisingly decentralized: 64% of ASes host only one relay. As shown in Figure 3d, among the top 15 ASes, all of them host more than 15% of the posts. Once again, this serves as a positive indicator of decentralization. That said, there are certain hot spots. We note that certain relays utilize Content Delivery Networks (CDNs), with Cloudflare and Akamai hosting around 80% of the posts respectively. We note that such CDNs do not host the relay. Instead, they support its object delivery. We are unable to identify the specific servers behind these CDNs, as there is currently no reliable method to do so.

This distribution also contrasts significantly with the findings in the Fediverse. According to the study in 2019 [26], toots and users in Mastodon were primarily centralized around three major ASes, as administrators were naturally drawn to well-known and cost-effective cloud providers. One possible explanation for this disparity is that Nostr relays are typically more lightweight than Fediverse instances, requiring fewer computational resources. Consequently, administrators may find better pricing options from smaller providers rather than relying on major providers like AWS.

### 4.3 Relay Availability

A supposed outcome of greater decentralization is superior resilience and availability. Thus, we next explore the availability properties of the relays. In this context, availability refers to the ability for us to establish a connection with the relay. Similar to Fediverse instances, we posit that the voluntary nature of certain relay operations might lead to unique availability characteristics.



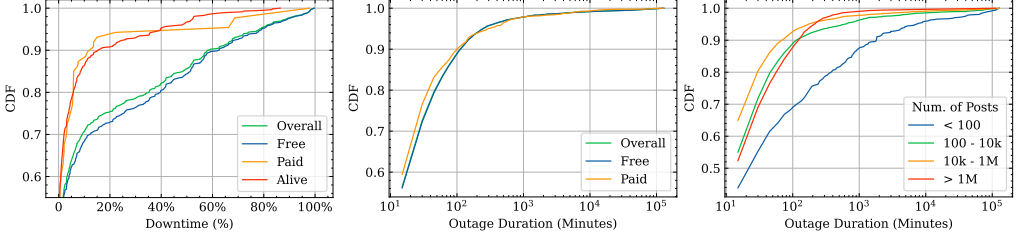


Fig. 4. (a) CDF of the percentage of downtime for free, paid, alive, and all relays; (b) CDF of the outage duration for free, paid, and all relays; (c) CDF of the outage duration for relays with different number of posts.

**Relay Availability.** Based on the relay dataset described in Section 3, we calculate the downtime of the relays from 2023-10-01 to 2023-12-31. The CDF of the downtime percentage is presented in Figure 4a. From the figure, we observe that the availability of relays is relatively good, with 50% of the relays being available for more than 99% of the specified time period. However, there are also some relays with extremely poor availability. Approximately 20% of the relays experience downtime for more than 40% of the time.

However, further investigation reveals that most of these relays are offline for extended periods and do not even reactivate by the end of our measurements. We therefore define relays that have been offline for more than a week and remain so at the conclusion of our measurements as *dead*. In total, we identify 132 dead relays. When we remove these dead relays from the analysis, as shown by the red line in Figure 4a, the availability improves significantly, with 90% of the relays being operational for more than 80% of the time.

Overall, this finding confirms that failures are relatively common in Nostr. This broadly aligns with that observed in the Fediverse [26] (although the most significant failures can be attributed to dead relays). However, fortunately, in Nostr, users have the flexibility to switch between relays easily. As a result, the impact of relay unavailability in Nostr may not be as severe as in instance unavailability in Fediverse.

**Outage Duration.** We next investigate the outage duration. For each outage, we compute its duration and plot the CDF in Figure 4b and 4c. We do not exclude the dead relays in this analysis, as dead relays can be considered as relays with a long outage duration. First, we compare free and paid relays to determine if paid relays also exhibit better performance in terms of shorter outage duration. Interestingly, we observe that the outage durations for paid and free relays are nearly identical, as depicted in Figure 4b. The majority of outages (56%) last for less than 15 minutes. However, there is also a long tail, with 10% of the outages lasting for more than 100 minutes.

Next, we group the relays based on the number of posts to observe if the scale of the relays correlates with the outage duration. As shown in Figure 4c, we notice that larger relays perform better, particularly in the tail end. For the group of relays with over 1 million posts, only 1% of the outages last for more than 1000 minutes, whereas the corresponding figure for the group of relays with less than 100 posts is 88%. This finding suggests that although the downtime may be similar, the outage durations for larger relays are shorter. This implies that while the availability of larger relays may not be consistently stable, it is unlikely for them to experience prolonged outages lasting several hours.

#### 4.4 Relay Incomes

One of the significant challenges within the Fediverse is the cost of running instances, coupled with a lack of incentives for doing so [2]. This is also one reason why some instances have low

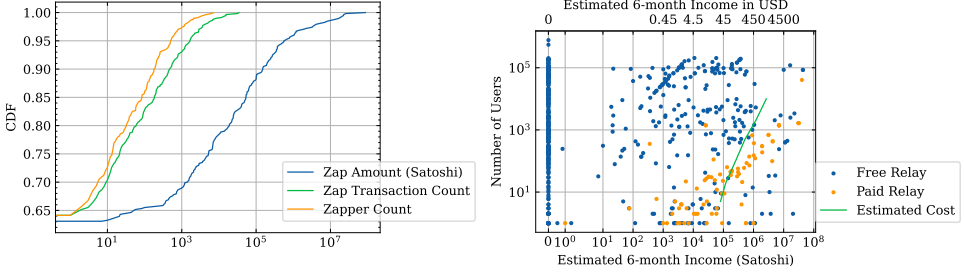


Fig. 5. (a) CDF of the amount of zap and count of zap transactions and zappers for relays; (b) Number of users vs. the estimated 6-month income of free and paid relays. The green line is the estimated 6-month cost of running a relay.

availability, with some even being abandoned and subsequently closed. This issue also applies to Nostr, as the lack of financial income may lead to a poor availability of certain relays and the system may become centralized around resourced individuals (who do not require financial support). Therefore, we examine the possible incomes of the relays, and importantly, whether the income generated is sufficient to cover operational costs, and thus to keep the decentralized operation of the Nostr ecosystem. We argue that this is key to relay availability, as a lack of money could result in relays shutting down.

***Paid Relays.*** One direct source of revenue is the admission fee for paid relays. This fee is a one-time cost for users to publish to the relay. We find that the admission fee is relatively low for some of the relays, with 35% charging less than 1k Satoshi (approximately 0.45 USD). We argue that this minimal fee makes it challenging to sustain the relay’s operation. This implies that, for these relays, the primary purpose of the admission fee is to act as a barrier, allowing only genuine users while keeping spammers out, rather than generating profits. On the other hand, there are also relays that impose a higher admission fee, with over 15% of the relays charging more than 10k Satoshi (approximately \$45 USD). This higher fee may potentially help in covering the expenses associated with operating the relay. We further explore this in the subsequent paragraphs.

***Zaps.*** Another available revenue stream is through zaps sent by users to relay administrators. To estimate this, we analyze the zap transactions to the public keys specified in relay information. If no public key is provided in the relay information, we consider the zap income as zero. Figure 5a shows the CDF of the total zap amount (We note that 52% of the transactions do not disclose the zap amount publicly), count of zap transactions, and zappers. We find that the majority (64%) of relays do not receive any zaps. Among the remaining relays, some of them do receive a relatively high number of zap transactions, with the 90th percentile at 471. However, the zap amount itself is not substantial, with the 90th percentile receiving a total of 150k Satoshi (approximately 67 USD).

***Enough to Cover the Cost?*** We finally we assess whether the income generated is sufficient to cover operational costs. For this, we estimate the 6-month income (2023-07-01 to 2023-12-31) of relays. To achieve this, we first calculate the zap amount for the relays. Then, for paid relays, we add the product of the admission fee and the number of active users. For relays operational for less than 6 months, we calculate the daily average income and multiply it by 184 to estimate the income for the 6-month period. Figure 5b illustrates the estimated income vs. the number of users as a representation of the relay’s scale (See Appendix A.2 for figures with different Bitcoin prices). The green line roughly estimates the cost of operating a relay based on the cost of running a Mastodon instance [17].

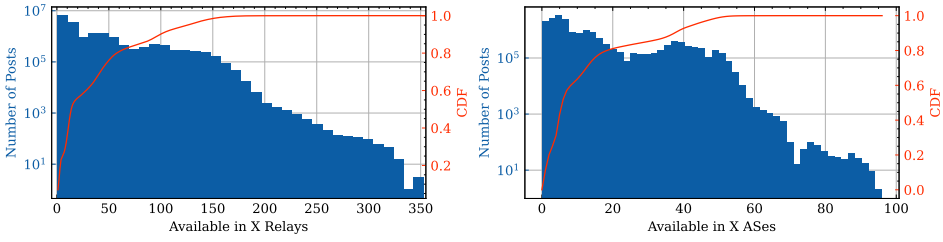


Fig. 6. (a) Distribution and CDF of the number of relays where a post is available; (b) Distribution and CDF of the number of ASes where a post is available.

It is evident that, barring a few outliers, most of the free relays with more than 10 users are unable to cover their operating costs. However, most paid relays of medium scale (with 50 - 1k users) are able to cover their operational costs. This constitutes a key threat to long-term viability. It is therefore necessary for relays to obtain additional revenue (often donated by the voluntary administrator). Recall, 52% of the transactions do not disclose the zap amount publicly. However, even if we assume that the actual amount is twice as much, it still remains insufficient.

This result suggests that, akin to Fediverse, most Nostr relays are operated by enthusiasts without clear incentives. The number of dead relays and the lower availability of free relays revealed in §4.3 may be a consequence of this situation. Although a relay’s role in Nostr may not be as critical as an instance in Fediverse, we argue that the lack of clear incentives to operate relays remains a problematic issue.

**Takehomes:** (i) Nostr achieves greater decentralization than previous Fediverse applications, with posts broadly spread and replicated across multiple relays in 44 countries and 151 autonomous systems. (ii) Unstable availability of relays is still a challenge for Nostr, akin to Fediverse applications. (iii) Financial sustainability may be one reason for relay availability issues, as most Nostr relays are operated by enthusiasts without clear financial incentives to support the operational cost.

## 5 POST AVAILABILITY & REPLICATION

In §4.3, we discovered that certain relays (including the larger ones hosting over 1 million posts) experience periods of downtime. However, one of the key design innovations of Nostr is that the posts can be replicated across multiple relays, so that the availability of posts will not be significantly impacted by the downtime of a few relays. Indeed, in §4.1 and §4.2, we found that many posts are replicated across multiple relays, ASes, and countries. Therefore, this section delves deeper into the matter. Based on our real-world operational dataset, we aim to evaluate the effectiveness of this replication design innovation in enhancing posts availability and the overhead associated.

### 5.1 Number of Post Replications

We first assess the replication of posts, at a per-post level. Figure 6 presents the CDF of the number of relays and ASes in which a post is replicated. We see remarkable levels of replication: the majority of posts are replicated across multiple relays and ASes, with the average being 34.6 and 12.4, respectively. While the high volume of post replications contributes to increased post availability, it also lead to an excess of redundancies. This could incur unnecessary costs, such as those associated with relay storage space. We delve deeper into this aspect in the subsequent paragraphs.

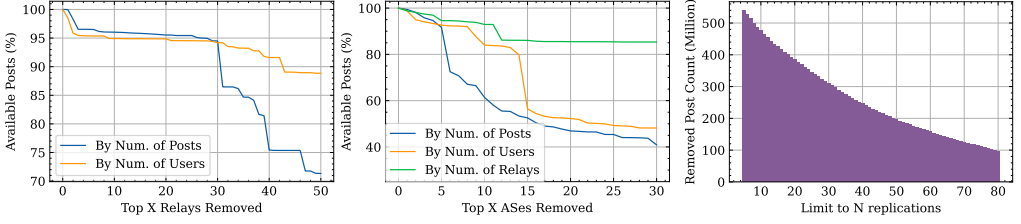


Fig. 7. (a) Percentage of available posts when top X relays are removed; (b) Percentage of available posts when top X ASes are removed; (c) Number of removed post replications when the maximum number of post replications is limited to N.

## 5.2 Post Availability

To evaluate the availability of posts, we simulate relay failures, using our dataset. We sequentially remove the most pivotal relays and ASes, and then measure the number of posts that remain available. Note, we define a post as available if it is replicated on at least one relay. We employ two ways of ranking the most pivotal relays and ASes to remove: measured by the largest number of (i) posts and (ii) users. We perform an additional ranking for ASes based on the number of relays.

Figure 7a illustrates the percentage of available posts subsequent to the removal of the top X relays. In stark contrast to the Fediverse [26], Nostr’s availability remains impressively robust, hovering around 90% even after the top 50 relays, ranked by the number of users, are removed. However, when removing the top relays based on the number of posts, the availability remains above 90% only until the top 30th relay is removed, after which it experiences a sharp decline, culminating at 71% at the top 50th. That said, we argue that the availability is still satisfactory.

Figure 7b displays the proportion of accessible posts following the elimination of the top X ASes. Despite the failure of entire ASes, over 80% of posts remaining available even after the removal of the top 10 ASes. To provide a comparison, the post availability plunges to less than 10% after the removal of the top 10 ASes hosting the instances [26]. This is largely driven by the more uniform distribution of relays across distinct ASes, making them more resilient to individual AS failures. These findings suggest a high post availability within the Nostr ecosystem, a result largely attributable to the extensive replication of posts.

## 5.3 Post Redundancy

Despite the impressive post availability attained by Nostr, we suspect that this comes at the cost of excessive overhead. This involves an “over-replication” of some posts across numerous (unnecessary) relays. For example, our data shows that, 50% of posts are replicated across over 14 relays, and 25% are replicated across more than 49 relays. Arguably, this level of redundancy is unnecessary, except in the face of catastrophic failures. Consequently, we next measure the possible optimization space of post replications using our dataset.

To do this, we investigate the number of replications that can be eliminated if we cap the maximum replication of a post at  $N$ . Specifically, for each post  $P$  with  $M_P$  replications, where  $M_P > N$ , we calculate  $\Delta_P = M_P - N$ . Subsequently, we compute the result by summing up  $\Delta_P$  for all posts  $P$ . This result represents the optimization space under the assumption that exceeding  $N$  replications is unnecessary.

The results are depicted in Figure 7c. By restricting the maximum replication to 20, we see that it is possible to eliminate 380 million post replications. Further reducing this limit to 10 leads to the removal of an additional 100 million post replications, totaling 480 million. This substantial

reduction suggests that, if each user only posts to a maximum of 10-20 relays, over 400 million client-relay communications for posting could be saved, along with the storage space required for the over 400 million replications.

#### 5.4 Duplicated Retrieval From Relays

The prior subsection has highlighted that Nostr’s approach to post replication substantially improves availability, but at the cost of storage overhead. This approach also creates another unexpected overhead: by connecting to multiple relays, consumers will redundantly retrieve the same post from several locations, resulting in unnecessary bandwidth usage. This occurs because consumers maintain connection to multiple relays, and retrieve any post of their following users from all locations. For example, if user  $A$  follows user  $B$ , and both are using relays  $R_1$ ,  $R_2$ , and  $R_3$ , then  $B$  will send their post to all three relays. Consequently,  $A$  will receive  $B$ ’s identical post from  $R_1$ ,  $R_2$ , and  $R_3$  respectively. However, the ideal scenario would be for  $A$  to retrieve the post from just one of the three relays. To date, Nostr has no solution to elegantly deal with this duplicated retrieval. We further explore this issue in this subsection.

**5.4.1 Estimating traffic volume.** We begin by estimating the amount of wasted traffic caused by the duplicated retrieval of posts. Here, we assume that a user will retrieve all the posts from the users they are following via all the relays they are using, as defined by the follower relationships. First, we construct a directed graph  $G$  of all users to represent following relationship. In this graph, a vertex  $V$  signifies a user, and a directed edge  $(U, V)$  indicates that user  $U$  follows user  $V$ .

**Retrieval Count of a Post over an Edge.** For a post,  $P$ , that is shared over a following edge  $(U, V)$ , we calculate the number of times it is retrieved across relays. We refer to this as the *retrieval count*. First, we get  $S_P^R$ , which represents the set of relays where the post  $P$  is duplicated. Second, we get  $S_U^R$ , which represents the set of relays utilized by user  $U$ . Last, we compute  $|S_P^R \cap S_U^R|$ , which corresponds to the retrieval count of  $P$ .

**Traffic over an Edge.** For a following edge  $(U, V)$ , we then calculate the volume of traffic over it. First, we get  $S_V^P$ , which represents all posts published by user  $V$ . Note, these are equal to all posts transmitted over edge  $(U, V)$ . Second, for every post in  $S_V^P$ , we calculate its retrieval count. Subsequently we then calculate the *retrieval size*, by multiplying the retrieval count by the size of the post. Last, we sum the retrieval counts and retrieval traffic for all posts within  $S_V^P$  to obtain the total retrieval count and retrieval size over the edge  $(U, V)$ .

**Traffic over the Following Graph.** We also calculate the volume of traffic over the entire follower graph  $G$ . For every edge in  $G$ , we compute the traffic over the edge, and sum up the results. The pseudo code of the above process is listed in Algorithm 1.

**5.4.2 Results.** We use the above method to estimate the quantified amount of traffic. In total, the follower graph  $G$  contains 3.5M follower relationships between users. The CDF of the retrieval count and retrieval size of posts over an edge is illustrated in Figure 8a and 8b, respectively. For comparison purposes, we also plot the “optimal” case. This assumes that each post is retrieved only once (*i.e.*, from a single relay). We calculate the wasted volume of traffic by subtracting the optimal value from the estimated value. We refer to this as the *potentially wasted* volume, which is also plotted in the figures.

From Figure 8a and 8b, we observe that the estimated download traffic exchanged is significantly higher than the optimal value (where each post on an edge is retrieved only once). As a result, the estimated amount of traffic wastage is almost identical to the estimated volume of traffic, *i.e.*, nearly all download traffic in Nostr is redundant. On average, the optimal retrieval count for an edge is 1130, while the estimated value is 62839.

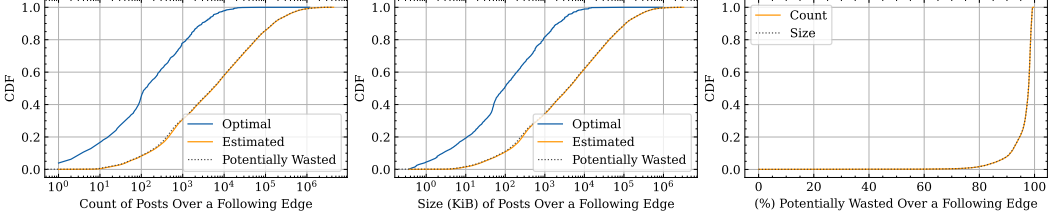


Fig. 8. (a) CDF of the retrieval count of posts transmitted over a following edge; (b) CDF of the retrieval size of posts transmitted over a following edge; (c) CDF of the percentage of potentially wasted retrieval count and retrieval size of posts transmitted over a following edge.

To clearly depict this, Figure 8c plots the CDF of the percentage of potentially wasted traffic per follower edge. This graph clearly demonstrates a significant volume of wasted traffic. We observe that 98% of the traffic is wasted for over 50% of the following edges. We find that 98.2% of the download traffic in Nostr is wasted, totalling 144 TiB (Line 12 in Algorithm 1). This is because the majority of clients are connected to multiple relays, thereby redundantly downloading the same objects many times.

Overall, we find that the duplicated retrievals from relays results in substantial traffic waste. This leads to unnecessary costs in operating the relays and potentially has a negative impact on the Nostr ecosystem. It also has a detrimental impact on clients with limited resources. We argue that certain simple innovations could mitigate this issue; thus, we explore possible solutions in §6.3.

**Takehomes:** (i) The post availability on Nostr significantly surpasses that of Fediverse applications. (ii) However, the overhead of post replications is large. On average, a post is replicated across 34.6 relays, introducing great storage overhead. (iii) Moreover, due to the Nostr protocol and extensive post replications, users retrieve the same post multiple times from different relays, leading to significant wastage of bandwidth for both relays and clients.

## 6 DESIGN INNOVATION

In §5, we have demonstrated that the substantial replication of posts in Nostr leads to significant overhead. Consequently, in this section, we investigate ways to enhance it and mitigate the associated overhead. We propose two design improvements: one aimed at decreasing the number of post replications and another focused on minimizing the traffic wasted in post retrieval.

### 6.1 Improving Storage Redundancy with Strategic Replication Reduction

First, we propose an enhancement for Nostr clients that efficiently constrains the number of post replications. Our goal is to reduce the storage redundancy, while not negatively impacting availability. We refer to our approach as *strategic replication reduction*. This is motivated by the result in §5.3, which shows that there is significant redundant and potentially unnecessary replication.

In the vanilla Nostr implementation, the client sends the user’s post to each relay recorded in the user’s relay list. This procedure is outlined in pseudo code in Algorithm 2. This, however, results in many redundant replicas. Thus, we propose a simple refinement where, instead of sending to all relays, a function is introduced to designate  $N$  relays. Then, the post is exclusively sent to these  $N$  relays. This optimized process is outlined in pseudo code in Algorithm 3. Here, we strive to make the relay selection mechanism flexible. The strategy for selecting relays and the number of  $N$  should be configurable by the user to suit their specific needs. For the purposes of our evaluation, we next evaluate our proposed strategic replication reduction method using three typical relay

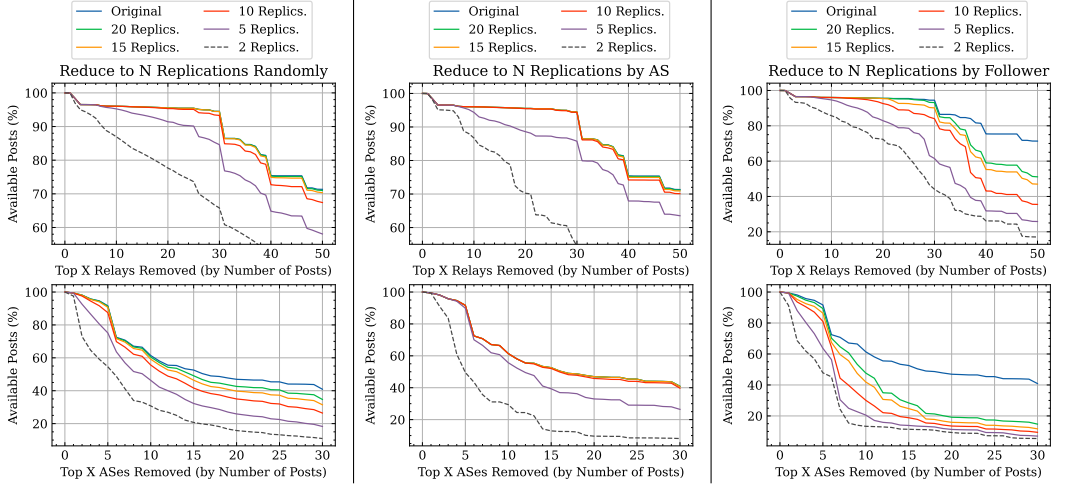


Fig. 9. Percentage of available posts when top  $N$  relays are removed and when top  $N$  ASes are removed, if the maximum number of post replications is reduced to  $N$ . (a) The reduction is random; (b) The reduction is based on AS; (c) The reduction is based on the followers of the author of the post.

selection functions (random, based on AS, and based on user’s followers) with different values of  $N$ . We will describe their operation in the next section.

## 6.2 Evaluating Strategic Replication Reduction

We next evaluate our approach. Naturally, a reduction in replication may negatively impact availability. Thus, we aim to (i) evaluate whether, for a reasonable value of  $N$  replications, reducing post replications affects post availability; and (ii) provide the client and users a guideline for configuring their own reasonable  $N$  value and relay selection functions.

**Evaluation Method.** To assess post availability after limiting replications to a maximum of  $N$ , we simulate new scenarios with different  $N$ , derived from our existing dataset. Within the original dataset, each post,  $P$ , is associated with a map  $P \rightarrow S$ , where  $S$  represents the set of relays where  $P$  is replicated. To reflect the scenario where the maximum replications is limited to  $N$ , this mapping is then modified. For any post  $P$  with replications exceeding  $N$  (i.e.,  $|S| > N$ ), we create a subset  $S'$  from  $S$  such that  $|S'| = N$ , and let  $P \rightarrow S'$ . Subsequently, we employ the same approach as detailed in Section §5.2 to measure the post availability within these new scenarios.

As stated above, we explore three different strategies (relay selection functions) to select the  $N$  relays to establish the subset  $S'$ : random, based on ASes, and based on followers. We describe these in detail in the following paragraphs.

**Random Relay Selection.** We begin by measuring the post availability after reducing replications with random relay selection. This naive approach can serve as a baseline. We run the experiments in 4 scenarios with  $N = 5, 10, 15$ , and  $20$ , respectively. Additionally, we include the scenario where  $N = 2$  to illustrate how availability diminishes when the replication number is extremely low. Specifically, for every  $P \rightarrow S$  with  $|S| > N$ , we construct subset  $S'$  by randomly selecting  $N$  relays from  $S$ , and let  $P \rightarrow S'$ .

The availability results are depicted in Figures 9a. The figure shows that when the maximum post replication is limited to  $N \geq 10$ , the post availability (percentage of available posts) is actually very close to the original.



To quantify the difference in availability between the new scenario and the original, we begin by defining  $A(N, X)$  as the availability when the maximum replication is restricted to  $N$ , and the top  $X$  relays are removed. This corresponds to a specific data point in the figure. Subsequently, we introduce  $\Delta^A(N, X) = A(N, X) - A(O, X)$ , where  $O$  denotes the original scenario. This value represents the difference between a given data point and the original. In order to encapsulate the overall difference of a line in the figure and the original, we define  $D_{relay}^A(N, X) = \sum_{i=1}^X \Delta^A(N, i) / X$ . This captures the average difference in availability across all  $X$  values.

Using this metric, we calculate  $D_{relay}^A(20, 50)$ ,  $D_{relay}^A(15, 50)$ , and  $D_{relay}^A(10, 50)$  to be -0.05%, -0.18%, and -1.15%, respectively. These values indicate only a marginal decrease in average availability (while the overhead of 380 million to 480 million post replications are removed). This affirmation underscores that the post-availability in these scenarios is comparable to that of the original.

In the case of removing the top  $X$  ASes, the figure indicates that the post availability appears satisfactory when the maximum post replications are limited to  $N \geq 15$ . To quantify this observation, similar to  $D_{relay}^A$ , we define and compute  $D_{AS}^A(N, X)$  for the removal of  $X$  ASes. Upon calculation, we determine that  $D_{AS}^A(20, 30)$  is -2.65%, and  $D_{AS}^A(15, 30)$  is -4.59%. This confirmation underscores that the post availability in these scenarios is comparable to the original.

Overall, the results show that, for reasonably large values of  $N$  (such as 15 and 20), reducing the replications with random relay selection does not significantly affect post availability.

**AS-Based Relay Selection.** We next test the strategy where we bias the selection of replicas based on the AS that hosts the relay. Intuitively, we would want a post to be replicated across different ASes to prevent a central points of failure. Consequently, rather than selecting randomly, for every  $P \rightarrow S$  with  $|S| > N$ , we construct subset  $S'$  such that relays in  $S'$  span as many ASes as possible, and let  $P \rightarrow S'$ . To do this, we start by selecting one random relay from  $S$  for each possible AS. If we do not have enough, we randomly select additional relays from  $S$  until the total number equals  $N$ . Utilizing this approach, we once again run the experiments in 5 scenarios with  $N$  equal to 2, 5, 10, 15, and 20, respectively.

The availability results are depicted in Figure 9b. It is evident that the outcomes are significantly superior to random selection, and for  $N \geq 10$ , they closely resemble the original results. To quantify this, we find  $D_{relay}^A(10, 50)$  is -0.39%, and  $D_{AS}^A(10, 30)$  is -0.53%, while for random relay selection,  $D_{relay}^A(10, 50)$  is -1.15%, and  $D_{AS}^A(10, 30)$  is -8.38%. These figures confirm that the reduction in availability is minimal. These results suggest that by choosing a strategy that prioritizes post availability, it is possible to choose smaller values of  $N$  without negatively impacting post availability.

**Follower-Based Relay Selection.** Sometimes, the priority is not the availability of the post, but rather, ensuring that the user's followers are able to view it. Recall, Nostr requires some degree of coordination in which publishers push posts to the same relays that consumers request them from. To address this, we explore another strategy, in which we bias replication towards relays where followers reside.

First, for each user, we create a relay list  $L_U$ , ranking it based on the number of the user's followers using that relay (we define that a user is using a relay if they have at least one post on the relay). Then, for every  $P \rightarrow S$  where  $|S| > N$ , we construct a subset,  $S'$ , by selecting relays from  $S$  based on their priority as indicated by  $L_U$ , where  $U$  is the author of  $P$ . Utilizing this strategy, we run the experiments again in 5 scenarios with  $N$  equal to 2, 10, 15, 20, and 25, respectively. The availability results are depicted in Figure 9c.

We observe that the post availability using this relay selection strategy is less optimal. The values of  $D_{relay}^A(20, 50) = -5\%$  and  $D_{AS}^A(20, 30) = -17.74\%$  indicate that the availability is lower than that of the original. Furthermore, this outcome is also less optimal compared to the random



relay selection approach, where  $D_{relay}^A(20, 50) = -0.05\%$  and  $D_{AS}^A(20, 30) = -2.65\%$ . This outcome seems intuitive, as this strategy tends to centralize replications on a few popular relays. Thus, this confirms that certain relay selection strategies can result in availability that is considerably worse than random.

**Evaluation Summary.** Overall, the evaluation demonstrates that strategic replication is a practical approach to reduce post replication redundancy, without negatively impacting availability. Specifically, for our first evaluation objective, the results confirm that when  $N = 20$ , post availability is not significantly impacted. For random selection, the decrease of availability is only 2.65%. Furthermore, employing a relay selection algorithm that prioritizes availability allows us to obtain less than 0.01% decrease in availability and thus opt for smaller  $N$  values. For our second evaluation objective, our results suggest that the best selection strategy is AS-based with  $N = 20$ . In this case, 380 million post replications can be eliminated with little negative impact to the system. That said, we hope that others will continue to explore alternative selection strategies.

### 6.3 Improving Retrieval Traffic Waste with Optimistic Retrieval

To tackle the issue of duplicated retrieval of posts by clients (as demonstrated in §5.4) we propose what we refer to as *optimistic retrieval*. In the vanilla Nostr implementation, user clients will retrieve the posts of every user they follow from all relays in their relay list (outlined in the pseudo code in Algorithm 4). This creates substantial communications overhead for both clients and relays. To address this, we propose an optimistic retrieval method, whereby the user retrieves posts from a (potentially different) set of  $N$  relays for each of their following users respectively. By lowering  $N$  we can reduce the wasted traffic, although naturally it is necessary to intelligently select which relays to check. For instance, imagine if user  $A$  follows users  $B$  and  $C$ ; and  $A$ 's relay list includes three relays ( $R_1$ ,  $R_2$ , and  $R_3$ ).  $A$ 's client may choose to retrieve  $B$ 's posts only from  $R_1$  and  $R_2$ , and  $C$ 's posts only from  $R_2$  and  $R_3$ , instead of retrieving  $A$  and  $B$ 's posts from all three relays. Clearly, if  $N$  is small, the amount of wasted traffic can be significantly reduced.

This method consists of three parts. The first is defining a new type of tag<sup>2</sup> in the Nostr event object, which we call *priority*. The second part is about how to select the  $N$  relays. The third part is the actual optimistic retrieval procedure executed by the clients.

**The Priority Tag.** If clients do not connect to all relays, it is possible that they may (theoretically) miss certain posts. This can be damaging for extremely important or delay-intolerant content. To mitigate this, we propose a new tag which we add to the Nostr event object (recall, there are many event types in Nostr that can be stored in relays). This boolean tag allows the relay and client to distinguish important events in the filter within the subscription. In practical terms, a normal event is published without a priority tag. If a user deems an event to be important, they will publish it with priority tag. For these high-priority events, retrieval client will not employ optimistic retrieval but will still retrieve it from all relays in the relay list.

**Relay Selection.** To help others select the  $N$  relays for retrieval, each user will publish (and update) an event containing a short list of "recommended relays". This is pushed to a relay like any other event. This is already specified as a kind-10002 event [22], and there is therefore no need for us to introduce additional functionality. Other clients (the followers of this user) will then parse this information and utilize the list to construct the set of  $N$  relays for optimistic retrieving this user's posts. This event should be published with a priority tag to ensure it is not overlooked.

**Optimistic Retrieval Procedure.** We detail the full pseudo code in Algorithm 5. Based on the aforementioned list of "recommended relays", the retrieval client first construct a set  $S_U^R$  of  $N$  relays

<sup>2</sup><https://github.com/nostr-protocol/nips?tab=readme-ov-file#standardized-tags>

for each following user  $U$  respectively. For each relay  $R$  in the retrieval client's relay list, it only adds a subscription of "low-priority" events (without the priority tag) for a following user  $U$  if  $R \in S_U^R$ . On the other hand, for each relay  $R$ , it still adds a subscription of "high-priority" events (with the priority tag) for all following users.

#### 6.4 Evaluating Optimistic Retrieval

By adopting optimistic retrieval, we can reduce wasted traffic. However, there is a key trade-off in terms of the completeness of the retrieved posts. This is because the user only retrieves posts from a subset of the relays, rather than from all relays in their list. As a result, they may miss some posts (though deemed to be "low-priority") that are not hosted by this subset of relays.

Therefore, to evaluate the optimistic retrieval method, we concentrate on two aspects. The first is the completeness of retrieved post set, *i.e.*, the proportion of posts successfully retrieved using optimistic retrieval. Our aim is to demonstrate that, even with a small number of  $N$  relays, optimistic retrieval can still download the vast majority of posts that the user follows. The second aspect measures the traffic savings resulting from the optimistic retrieval.

**Completeness of Retrieved Posts.** We first assess whether it is possible to retrieve a high percentage of available posts of each user, through optimistic retrieval. In order to achieve this, we must demonstrate that it is possible to retrieve a high percentage of posts for each user (post publisher) respectively from their "recommended relays".

Thus, we start by examining the proportion of posts that a set of relays can cover for a user. We denote  $S_U^P$  as the set of all posts of the user  $U$ . We denote  $S_R^P$  as the set of all posts contained within the relay  $R$ . The intersection,  $S_U^P \cap S_R^P$  represents the posts made by user  $U$  that are covered by relay  $R$ . Then, we define the coverage of  $R$  for  $U$  as  $\frac{|S_U^P \cap S_R^P|}{|S_U^P|} \times 100\%$ , that is the percentage of the posts of  $U$  that is covered by  $R$ . Similarly, for a set of relays  $S^R$ , we first compute the set of all posts contained within the relays in  $S^R$ , as  $S_{S^R}^P = \bigcup_{R \in S^R} S_R^P$ . Then the coverage of  $S^R$  for  $U$  is  $\frac{|S_{S^R}^P \cap S_U^P|}{|S_U^P|} \times 100\%$ .

First, for each user  $V$ , we evaluate the coverage of  $V$ 's recommended relays for  $V$ . This corresponds to the proportion of posts that  $V$ 's follower can retrieve using optimistic retrieval. We assume the user employs a naive method that they recommend the relays with largest number of their posts. For each user, we construct 5 sets with the best one, two, three, four and five relays respectively. Afterwards, we create a plot for the CDF of the coverage offered by such five sets of relays for each user. The result is in Figure 10a. Here, we observe that, With the top four or top five relays, nearly 90% of users can attain complete 100% coverage. The results confirm that by strategically opting for a small number of relays, the post coverage for the majority of users can be satisfactory.

Then, we construct the follower graph  $G$ , and evaluate the post retrieval completeness over  $G$ . We evaluate the completeness of each following edge  $(U, V)$ . Specifically, let  $S_V^P$  denote the set of all posts by  $V$ , and  $O_V^P$  denote the set of  $V$ 's posts that can be retrieved by  $U$  using optimistic retrieval. The *completeness* is then computed as  $\frac{|O_V^P|}{|S_V^P|} \times 100\%$ . Figure 10b shows the CDF of completeness of the edges. We observe similar result that nearly 90% of following edges achieve 100% coverage.

The results verifies that optimistic retrieval can achieve high completeness with a small number of  $N$  ( $N = 5$ ). Moreover, relay selection strategy for "recommended relays" can be as simple as selecting the top  $N$  relays that have the highest number of posts by the user. Overall, optimistic retrieval is a feasible and practical method for enhancement.

**Saved Traffic.** Now we measure the traffic savings that our optimistic retrieval achieves. To do this, we use the same approach as described in §5.4, while assuming optimistic retrieval is employed

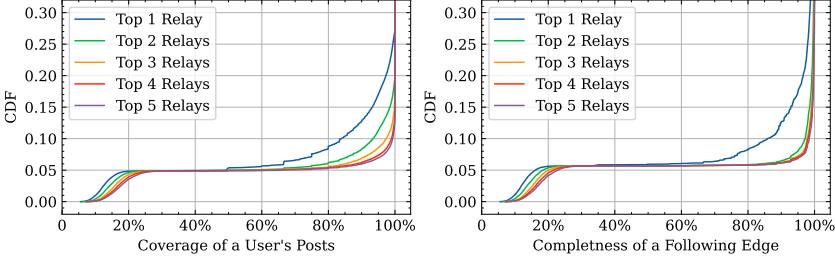


Fig. 10. CDF of (a) post coverage for users; (b) completeness of following edges with optimistic retrieval.

	Overall Completeness (%)	Wasted Count		Wasted Size	
		Wasted (Billion)	% of Original	Wasted (TiB)	% of Original
Original	-	218.3	-	143.9	-
$N = 2$	99.0	14.5	6.6	9.6	6.7
$N = 3$	99.2	18.2	8.3	12.0	8.3
$N = 4$	99.3	21.9	10.0	14.5	10.1
$N = 5$	99.4	25.5	11.7	16.9	11.7

Table 1. The post completeness and potentially wasted count and size of posts over the following graph, when adopting optimistic retrieval with  $N = 2, 3, 4$ , and  $5$ , with 5% "high-priority" posts.

and  $X\%$  of posts are of "high-priority". Specifically, in the original method in §5.4, for a following edge  $(U, V)$ , we retrieve from  $S_U^R$ , which represents the set of relays utilized by user  $U$ . Now, for "high-priority" event, we still use  $S_U^R$ . While for normal posts, we use  $S_{V_N}^R$ , which represents the recommended  $N$  relays for user  $V$  (top  $N$  relays with largest number of  $V$ 's posts).

Table 1 presents the results for  $N = 2, 3, 4$ , and  $5$ , assuming 5% of posts are with priority tag (see Appendix A.4 for the tables for other percentages of priority tag). The table clearly illustrates that even when  $N$  is set to 5, implementing optimistic retrieval has the potential to decrease the duplicated retrieval count by 88.3%, while still achieving 99.4% of post completeness. This confirms the substantial improvement that can be achieved through optimistic retrieval, without compromising the completeness of the retrieved posts. This is important, particularly as many relays are lightweight and may have to pay for metered bandwidth.

## 7 RELATED WORK

To the best of our knowledge, this research is the first large-scale analysis of the Nostr ecosystem. However, efforts to establish decentralized online social networks date back to the inception of platforms like Safebook [8], PeerSoN [4], LotusNet [1], and LifeSocial.KOM [10], which were based on peer-to-peer (P2P) technologies. Since, federated networks such as Mastodon and PeerTube have risen, forming what is known as the Fediverse [16]. These utilize the W3C ActivityPub protocol [30] to facilitate server-to-server communication.

**Measurements of the Fediverse.** Several recent works have explored these emerging federated social networks. Closest to our work is an initial investigation highlighting the centralization tendencies within Mastodon [26], with a focus on structural and robustness aspects. Growth patterns of Mastodon in its initial stages were the subject of another study [5]. Investigations into user behaviors across different instances have also been conducted [6, 7]. The aspect of content moderation has been previously examined in the context of Pleroma, another service within. Hassan

et al. shed light on new challenges [13] and suggest a preliminary solution, while Zia et al. [32] offer a model for shared moderation efforts.

Nostr differs from other Fediverse applications in several aspects. Most notably, relays in Nostr do not communicate with each other. However, users have the ability to communicate directly with multiple relays and switch between them at no cost. This distinctive feature of Nostr results in user accounts that are not dependent on any specific relay or centralized entity. It also grants users the freedom to send and replicate posts across various relays, thereby enhancing availability and resistance to censorship.

**P2P Social Networks.** Meanwhile, P2P decentralized social networks such as Secure Scuttlebutt (SSB) still exists, offering a P2P event-sharing protocol and an architecture for social applications [29]. There are also blockchain-based social networks, leveraging cryptocurrency to incentivize users to share content and to prevent malicious behaviors. Nostr is rather different, and does not introduce any blockchain solutions (although users can use cryptocurrency to pay for services). Research has been conducted on various on-chain social networking applications, including memo.cash [33], Steemit [12], and Sapien [14]. Additionally, to address privacy concerns within native blockchains, there have been recent proposals to integrate blockchain with social media applications [3, 11, 15]. While Nostr employs public-private key encryption to sign posts for verifiability, it diverges from utilizing P2P technology or blockchain technology. Unlike P2P social networks such as SSB, which are more intricate to set up and demand each server/user to store the entire chain of posts for validation of new ones, Nostr is simpler in concept, lightweight, and easier to use.

## 8 CONCLUSION

This paper has presented a comprehensive measurement study of the Nostr ecosystem, an emerging and innovative decentralized social network. Our focus has centered on investigating two key innovations introduced by Nostr. First, we investigated the role of independent Nostr relays distributed across various countries. Our study of Nostr *relays* has revealed significant gains in decentralization, with a relatively even distribution of posts and users across relays. Similarly, we have observed a relatively even distribution of relays across countries and autonomous systems. However, the challenge of unstable relay availability persists, with 20% experiencing substantial downtime. We conjecture that this might be attributed to financial sustainability issues especially for free-to-use relays. Indeed, we find that 95% of such relays would struggle to cover operational costs from the publication donations.

Second, we studied the replication of posts across multiple relays, a distinct feature of Nostr, along with its associated tradeoffs concerning post availability and overhead. We found that Nostr’s unique post replication approach does enhance availability, but introduces significant overhead. Our findings indicate that post availability surpasses traditional Fediverse applications, even during extensive relay or AS outages. However, the substantial replication overhead (average of 34.6 relays per post) leads to wasteful storage and bandwidth consumption. Addressing this concern, we proposed incorporating innovative features in post publication. Our evaluation has shown that these enhancements are effective, resulting in a remarkable 380 million reduction in post replications, while sustaining the same level of availability. Additionally, we have recommended a further refinement in post retrieval. This significantly decreases wasteful retrievals from 98.2% to 11.7% based on our evaluation. These proposed improvements underscore the considerable potential for optimizing Nostr’s performance.

This paper constitutes the first large-scale study of Nostr. Consequently, there are a number of lines of remaining future work. Most notably, we wish to pilot and deploy our system innovations at scale, to understand their impact on things like storage redundancy. We also note that a number

of secondary applications have been built a top of Nostr, e.g., chat rooms and live streaming. Investigating their usage form a core pillar of our future work.

## REFERENCES

- [1] Luca Maria Aiello and Giancarlo Ruffo. 2012. LotusNet: Tunable privacy for distributed online social network services. *Computer Communications* 35, 1 (2012), 75–88.
- [2] Danielle Allen, Woojin Lim, Eli Frankel, Joshua Simons, Divya Siddarth, and Glen Weyl. 2023. Ethics of Decentralized Social Technologies: Lessons From Web3, the Fediverse, and Beyond. *Edmond and Lily Safrá Center for Ethics* (2023).
- [3] Md Arquam, Anurag Singh, and Rajesh Sharma. 2021. A blockchain-based secured and trusted framework for information propagation on online social networks. *Social Network Analysis and Mining* 11, 1 (2021), 1–16.
- [4] Sonja Buchegger, Doris Schi"oberg, Le-Hung Vu, and Anwitaman Datta. 2009. PeerSoN: P2P social networking: early experiences and insights. In *Proceedings of the Second ACM EuroSys Workshop on Social Network Systems*. 46–52.
- [5] Lucio La Cava, Sergio Greco, and Andrea Tagarelli. 2021. Understanding the growth of the Fediverse through the lens of Mastodon. *Applied Network Science* 6 (2021), 1–35.
- [6] Lucio La Cava, Sergio Greco, and Andrea Tagarelli. 2022. Information consumption and boundary spanning in decentralized online social networks: the case of mastodon users. *Online Social Networks and Media* 30 (2022), 100220.
- [7] Lucio La Cava, Sergio Greco, and Andrea Tagarelli. 2022. Network analysis of the information consumption-production dichotomy in mastodon user behaviors. In *Proceedings of the International AAAI Conference on Web and Social Media*, Vol. 16. 1378–1382.
- [8] Leucio Antonio Cutillo, Refik Molva, and Thorsten Strufe. 2009. Safebook: A privacy-preserving online social network leveraging on real-life trust. *IEEE Communications Magazine* 47, 12 (2009), 94–101.
- [9] Sarah Frier, Naomi Nix, and Sarah Kopit. 2021. Why Free Speech on the Internet Isn't Free for All. <https://www.bloomberg.com/news/articles/2021-06-19/why-free-speech-on-the-internet-isn-t-free-for-all-quicktake>.
- [10] Kalman Graffi, Christian Gross, Dominik Stingl, Daniel Hartung, Aleksandra Kovacevic, and Ralf Steinmetz. 2011. LifeSocial. KOM: A secure and P2P-based solution for online social networks. In *2011 IEEE Consumer Communications and Networking Conference (CCNC)*. 554–558.
- [11] Barbara Guidi. 2020. When blockchain meets online social networks. *Pervasive and Mobile Computing* 62 (2020), 101131.
- [12] Barbara Guidi, Andrea Michienzi, and Laura Ricci. 2020. A graph-based socioeconomic analysis of steemit. *IEEE Transactions on Computational Social Systems* 8, 2 (2020), 365–376.
- [13] Anaobi Ishaku Hassan, Aravindh Raman, Ignacio Castro, Haris Bin Zia, Emiliano De Cristofaro, Nishanth Sastry, and Gareth Tyson. 2021. Exploring Content Moderation in the Decentralised Web: The Pleroma Case. In *Proceedings of the 17th International Conference on Emerging Networking EXperiments and Technologies* (Virtual Event, Germany) (CoNEXT '21). Association for Computing Machinery, New York, NY, USA, 328–335. <https://doi.org/10.1145/3485983.3494838>
- [14] Lars Andreassen Jaatun, Anders Ringen, and Martin Gilje Jaatun. 2022. Yet Another Blockchain-based Privacy-friendly Social Network. In *2022 IEEE International Conference on Cloud Computing Technology and Science (CloudCom)*. IEEE, 222–229.
- [15] Le Jiang and Xinglin Zhang. 2019. BCOSN: A blockchain-based decentralized online social network. *IEEE Transactions on Computational Social Systems* 6, 6 (2019), 1454–1466.
- [16] Aymeric Mansoux and Roel Roscam Abbing. 2020. Seven theses on the fediverse and the becoming of FLOSS.
- [17] Mastohost. 2023. Mastodon Host Price. <https://masto.host/pricing/>.
- [18] Nostr. 2023. Nostr. <https://github.com/nostr-protocol/nostr>.
- [19] Nostr. 2023. Nostr NIP-01. <https://github.com/nostr-protocol/nips/blob/master/01.md>.
- [20] Nostr. 2023. Nostr NIP-11. <https://github.com/nostr-protocol/nips/blob/master/11.md>.
- [21] Nostr. 2023. Nostr NIP-57. <https://github.com/nostr-protocol/nips/blob/master/57.md>.
- [22] Nostr. 2023. Nostr NIP-65. <https://github.com/nostr-protocol/nips/blob/master/65.md>.
- [23] Nostr.Band. 2023. Nostr Stat. <https://stats.nostr.band>.
- [24] Nostr.Watch. 2023. Online Relays. <https://nostr.watch/relays/find#Online>.
- [25] Brendan Nystedt. 2018. Tired of Twitter? Join me on Mastodon. <https://www.wired.com/story/join-mastodon-twitter-alternative/>.
- [26] Aravindh Raman, Sagar Joglekar, Emiliano De Cristofaro, Nishanth Sastry, and Gareth Tyson. 2019. Challenges in the Decentralised Web: The Mastodon Case (IMC '19). Association for Computing Machinery, New York, NY, USA, 217–229. <https://doi.org/10.1145/3355369.3355572>
- [27] Alan Z Rozenshtein. 2023. Moderating the fediverse: Content moderation on distributed social media. *J. Free Speech L.* 3 (2023), 217.

- [28] Adam Satariano. 2021. Facebook Hearing Strengthens Calls for Regulation in Europe. <https://www.nytimes.com/2021/10/06/technology/facebook-european-union-regulation.html>.
- [29] Dominic Tarr, Erick Lavoie, Aljoscha Meyer, and Christian Tschudin. 2019. Secure Scuttlebutt: An Identity-Centric Protocol for Subjective and Decentralized Applications (*ICN '19*). Association for Computing Machinery, New York, NY, USA, 1–11. <https://doi.org/10.1145/3357150.3357396>
- [30] W3C. 2018. ActivityPub. <https://www.w3.org/TR/activitypub/>.
- [31] WebSocket. 2023. WebSocket. <https://websocket.org/>.
- [32] Haris Zia, Aravindh Raman, Ignacio Castro, Ishaku Anaobi, Emiliano De Cristofaro, Nishanth Sastry, and Gareth Tyson. 2022. Toxicity in the Decentralized Web and the Potential for Model Sharing. *Proceedings of the ACM on Measurement and Analysis of Computing Systems* 6 (05 2022), 1–25. <https://doi.org/10.1145/3530901>
- [33] Wenrui Zuo, Aravindh Raman, Raul J Mondragón, and Gareth Tyson. 2023. Set in Stone: Analysis of an Immutable Web3 Social Media Platform (*WWW '23*). Association for Computing Machinery, New York, NY, USA, 1865–1874. <https://doi.org/10.1145/3543507.3583510>

## A APPENDIX

### A.1 Sample Relay Information Document

```
{
  "contact": "wino@nostr.wine",
  "description": "A paid nostr relay for wine enthusiasts and everyone else.",
  "fees": {
    "admission": [
      {
        "amount": 18888000,
        "unit": "msats"
      }
    ],
    "retention": []
  },
  "limitation": {
    "auth_required": false,
    "max_event_tags": 2000,
    "max_limit": 1000,
    "max_message_length": 131072,
    "max_subid_length": 71,
    "max_subscriptions": 50,
    "min_pow_difficulty": 0,
    "payment_required": true
  },
  "name": "nostr.wine",
  "payments_url": "https://nostr.wine/invoices",
  "pubkey": "4918eb332a41b71ba9a74b1dc64276cfff592e55107b93baae38af3520e55975",
  "supported_nips": [1, 2, 4, 9, 11, 12, 15, 16, 20, 22, 28, 33],
  "version": "main"
}
```

## A.2 Additional Figures for Relay Income

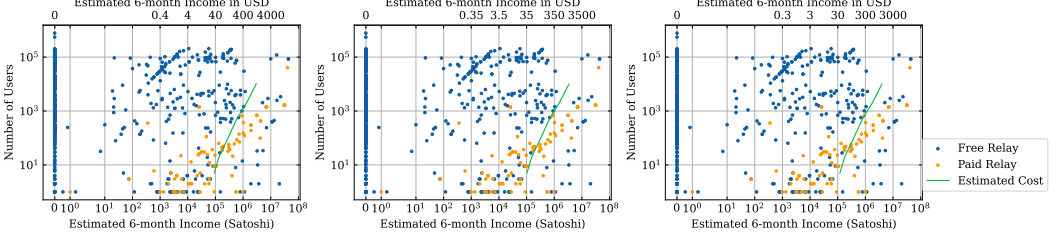


Fig. 11. Number of users vs. the estimated 6-month income of free and paid relays. The green line is the estimated 6-month cost of running a relay. The three figures are based on different Bitcoin prices.

## A.3 Algorithms

---

**Algorithm 1** compute the traffics over the following graph  $G$ .

---

```

1: function compute_retrieval_count( $P$ : Post,  $(U, V)$ : Following Edge)
2:    $S_P^R \leftarrow$  set of relays that  $P$  is replicated in
3:    $S_U^R \leftarrow$  set of relays that  $U$  is using
4:   return  $|S_P^R \cap S_U^R|$ 
5: end function

6: function compute_edge_traffics( $(U, V)$ : Following Edge)
7:    $S_V^P \leftarrow$  set of posts transmitted over  $(U, V)$ 
8:    $Count \leftarrow$  sum([compute_retrieval_count( $P$ ,  $(U, V)$ ) for  $P \in S_V^P$ ])
9:    $Traffics \leftarrow$  sum([compute_retrieval_count( $P$ ,  $(U, V)$ )  $\times$  size( $P$ ) for  $P \in S_V^P$ ])
10:  return  $Count, Traffics$ 
11: end function

12: sum([compute_edge_traffics( $(U, V)$ ) for  $(U, V) \in G.edges$ ])

```

---



---

**Algorithm 2** Original implementation of post publication.

---

```

1:  $P \leftarrow$  the post to be published
2:  $L^R \leftarrow$  list of relays that the user is using
3: for  $R \in L^R$  do
4:   publish_post( $P, R$ )
5: end for

```

---

**Algorithm 3** Modified implementation of post publication with relay selection.

---

```

1:  $P \leftarrow$  the post to be published
2:  $L^R \leftarrow$  list of relays that the user is using
3:  $N \leftarrow$  the number of relays to be published
4: function relay_selection( $L^R$ : List of Relays,  $N$ : Number of Selected Relays)
5:   Perform relay selection
6:    $L_2^R \leftarrow$  list of the selected relays
7:   return  $L_2^R$ 
8: end function

9:  $L_2^R \leftarrow$  relay_selection( $L^R, N$ )
10: for  $R \in L_2^R$  do
11:   publish_post( $P, R$ )
12: end for

```

---

**Algorithm 4** Original Implementation of Post Retrieval.

---

```

1:  $L^R \leftarrow$  list of relays that the user is using
2:  $L^F \leftarrow$  list of users that the user is following
3: for  $R \in L^R$  do
4:   add_subscription( $R, L^F$ )
5: end for

```

---

**Algorithm 5** Modified Implementation of Post Retrieval with Optimistic Retrieval.

---

```

1:  $N \leftarrow$  number of relays for optimistic retrieval
2:  $L^R \leftarrow$  list of relays that the user is using
3:  $L^F \leftarrow$  list of users that the user is following
4: for  $R$  in  $L^R$  do                                % Retrieve "low-priority" posts with optimistic retrieval
5:    $L_2^F \leftarrow []$ 
6:   for  $F \in L^F$  do
7:      $S_N \leftarrow$  set of selected  $N$  relays in  $L^R$  to retrieve the posts of  $F$ 
8:     if  $R \in S_N$  then
9:        $L_2^F.add(F)$ 
10:    end if
11:  end for
12:  add_low_priority_subscription( $R, L_2^F$ )
13: end for

14: for  $R \in L^R$  do                                % Retrieve "high-priority" posts from all relays in the list
15:  add_high_priority_subscription( $R, L^F$ )
16: end for

```

---

**A.4 Additional Tables for the Improvement of Optimistic Retrieval**



	Overall Completeness (%)	Wasted Count		Wasted Size	
		Wasted (Billion)	% of Original	Wasted (TiB)	% of Original
Original	-	218.3	-	143.9	-
$N = 2$	99.0	3.8	1.7	2.5	1.7
$N = 3$	99.2	7.7	3.5	5.1	3.5
$N = 4$	99.3	11.6	5.3	7.7	5.4
$N = 5$	99.4	15.4	7.0	10.2	7.1

Table 2. The post completeness and potentially wasted count and size of posts over the following graph, when adopting optimistic retrieval with  $N = 2, 3, 4$ , and  $5$ , with 0% "high-priority" posts.

	Overall Completeness (%)	Wasted Count		Wasted Size	
		Wasted (Billion)	% of Original	Wasted (TiB)	% of Original
Original	-	218.3	-	143.9	-
$N = 2$	99.0	25.3	11.6	16.7	11.6
$N = 3$	99.2	28.8	13.2	19.0	13.2
$N = 4$	99.3	32.3	14.8	21.3	14.8
$N = 5$	99.4	35.7	16.4	23.6	16.4

Table 3. The post completeness and potentially wasted count and size of posts over the following graph, when adopting optimistic retrieval with  $N = 2, 3, 4$ , and  $5$ , with 10% "high-priority" posts.

	Overall Completeness (%)	Wasted Count		Wasted Size	
		Wasted (Billion)	% of Original	Wasted (TiB)	% of Original
Original	-	218.3	-	143.9	-
$N = 2$	99.0	46.7	21.4	30.8	21.4
$N = 3$	99.2	49.9	22.8	32.9	22.9
$N = 4$	99.3	52.9	24.2	34.9	24.3
$N = 5$	99.4	56.0	25.6	37.0	25.7

Table 4. The post completeness and potentially wasted count and size of posts over the following graph, when adopting optimistic retrieval with  $N = 2, 3, 4$ , and  $5$ , with 20% "high-priority" posts.