

Tactile-based Object Retrieval From Granular Media

Jingxi Xu^{*1}, Yinsen Jia^{*2}, Dongxiao Yang^{*3}, Patrick Meng¹, Xinyue Zhu¹, Zihan Guo³, Shuran Song^{1,4},
Matei Ciocarlie³

<https://jxu.ai/geotact>

Abstract—We introduce GEOTACT, a robotic manipulation method capable of retrieving objects buried in granular media. This is a challenging task due to the need to interact with granular media, and doing so based exclusively on tactile feedback, since a buried object can be completely hidden from vision. Tactile feedback is in itself challenging in this context, due to ubiquitous contact with the surrounding media, and the inherent noise level induced by the tactile readings. To address these challenges, we use a learning method trained end-to-end with simulated sensor noise. We show that our problem formulation leads to the natural emergence of learned pushing behaviors that the manipulator uses to reduce uncertainty and funnel the object to a stable grasp despite spurious and noisy tactile readings. We also introduce a training curriculum that enables learning these behaviors in simulation, followed by zero-shot transfer to real hardware. To the best of our knowledge, GEOTACT is the first method to reliably retrieve a number of different objects from a granular environment, doing so on real hardware and with integrated tactile sensing.

Index Terms—Tactile and force sensing, granular media, grasping, manipulation, and reinforcement learning.

I. INTRODUCTION

INTERACTION with or retrieval of objects buried in granular media (such as sand, pebbles, etc.) is important to a wide range of applications, including search and rescue, archaeology, demining, seabed exploration, etc. Humans are experts at performing such tasks, using only tactile sensing to compensate for the absence of visual feedback. However, transferring such behaviors to robots poses multiple challenges.

First, uncertainty and sensing noise greatly affect operation inside sensor-deprived environments such as granular media. With vision unavailable, touch becomes the prominent sensing modality. However, all tactile sensors exhibit some level of noise in their readings, which is typically exacerbated when submerged under granular media. Tactile sensing is fundamentally an active sensing modality, needing an intelligent exploration policy to guide movement and compensate for the sparse nature of the data.

^{*}These authors have contributed equally to this work.

¹Department of Computer Science, Columbia University, New York, NY 10027, USA. {jxu, shurans}@cs.columbia.edu, {pm3150, xz3013}@columbia.edu

²Department of Electrical Engineering, Columbia University, New York, NY 10027, USA. yj2677@columbia.edu

³Department of Mechanical Engineering, Columbia University, New York, NY 10027, USA. {dongxiao.y, zg2450, matei.ciocarlie}@columbia.edu

⁴Department of Electrical Engineering, Stanford University, Stanford, CA 94305, USA. shuran@stanford.edu




Fig. 1. **Retrieving buried object from granular media.** In this task, an object is buried under granular beads. We mount a parallel gripper with two tactile fingers on a robot arm to retrieve the buried object using only tactile feedback. Our learned policy uses a series of pushing actions to funnel the buried object into a stable grasp and then successfully retrieve the target object.

Second, manipulation within granular media places specific requirements on the hardware: streamlined shapes are important for smooth movement, and contacts come from every angle and direction, thus requiring extensive sensing coverage. Despite many breakthroughs [1]–[6] in sensor developments, many sensors are either flat or do not have sensing coverage around edges and corners. Due to such compounding limitations, robotic manipulation in granular media remains poorly explored compared to tactile-based work with objects in open-air environments.

In this work, we propose **GEOTACT** (Granular Environment Object Tracing and ACquisition via Touch), a novel method for retrieving objects buried under granular media. GEOTACT relies exclusively on tactile sensing, as we assume the object can be completely hidden from any vision sensors. In particular, we use the DISCO tactile finger [7], which provides both the streamlined shape and sensing coverage needed to enable the task.

Still, sensor noise remains a significant challenge in addressing our proposed task. To address this, we take a multi-pronged approach. GEOTACT is learning-based, trained with reinforcement learning entirely in simulation, and then zero-shot transferred onto the real hardware. Our method is trained end-to-end, without separating perception and control policies,

and is model-free, making no assumptions about the shapes or dynamics of objects. Compared to heuristics-based methods, which are more sensitive to sensor noise, we find that learning-based methods can incorporate noise into the training process and thus become more robust to the considerable amount of noise in granular media.

Critically, GEOTACT relies on a pushing behavior which further reduces uncertainty and increases robustness against noisy tactile readings. Despite pushing having been shown in the literature to be a key element of many manipulator operations [8]–[11], no previous work has utilized pushing action to grasp objects within granular media. The GEOTACT formulation of the learning problem action space leads to the emergence of a series of pushing behaviors that funnels the target object into a stable grasp.

To enable this learning process, we propose a curriculum strategy that enables learning in simulation, followed by zero-shot transfer to real hardware. We first pre-train our policy in an open-air environment and then fine-tune it inside simulated granular media. Despite the recent effort from the community to improve granular material simulation accuracy and efficiency [12]–[20], granular media simulation are still significantly slower than open-air simulation. However, our curriculum strategy helps to bootstrap this training process, allowing us to reach a better policy within a shorter training time by transferring the skills learned from the open air to granular media.

In summary, our main contributions are as follows:

- To the best of our knowledge, we are the first to demonstrate robotic grasping of objects buried under granular media using only touch sensing.
- In order to handle the tactile noise inherent to this problem, we use a learning-based method trained end-to-end in the presence of noise, and introduce a curriculum that enables training in simulation and zero-shot transfer to real hardware for this task.
- We show that our formulation leads to the emergence of pushing behaviors that reduce uncertainty and enable robust performance in real scenarios.

Our quantitative real-robot experiments show that GEOTACT consistently achieves success rates higher than 60% on a majority of objects from both its training set (seven objects), and testing set (six additional objects not seen during training). In additional testing, we also show promising early results on an extended set of 22 objects, including rigid, deformable, and articulated objects with various complex shapes. Our extensive experiments in both simulation and on the real robot show that our method is more robust to sensor noise and achieves a higher success rate compared to baselines.

II. RELATED WORK

A. Robot Interaction with Granular Media

Unlike manipulating objects buried inside granular media, there are many more works focusing on manipulating granular materials directly, such as scooping and bulldozing [13], [21], [22], plate dragging (soil-tool interaction) [23]–[25], and pouring [26]–[29]. In addition to tactile feedback, some

works [30], [31] also incorporate visual and audio feedback for scooping and pouring tasks. Other works [32]–[34] study legged locomotion on granular materials. In terms of hardware design, there are works that use granular materials and particle jamming to design gripper [35], [36], manipulator [37], swarm robots [38], or haptic displays [39], [40].

In contrast, interacting with objects buried inside granular materials has only recently begun receiving attention from the research community, but is *only* limited to tactile perception such as object mapping, localization or identification. Jia, et al. [41] teleoperate a robotic hand with the BioTac tactile sensors to detect contact with a cylinder fixed inside a bed of granular media. They take advantage of the multi-modal sensors to distinguish between contact with an object embedded in granular media and ubiquitous contact with surrounding granular media. In their follow-up work [42], instead of teleoperation, they develop a tactile exploration policy for efficient localization and mapping of the buried object. Patel, et al. [1] develop a new tactile finger built on top of GelSight technology [3], [43] that facilitates penetration in granular media with the help of mechanical vibrations. They use this sensor to identify four simple 2D shapes i.e. triangle, square, hexagon, and circle. More recently, Zhang, et al. [44] propose a proximity sensing system to detect an object’s presence without contact and finally use a Bayesian-optimization-algorithm-guided exploration strategy to localize buried objects. Different from all these aforementioned works, GEOTACT goes beyond tactile perception and focuses on retrieving any buried objects. To the best of our knowledge, ours is the first work to enable a robotic gripper to retrieve buried objects from granular media.

B. Robotic Pushing for Grasping

Pushing is a key element of many manipulator operations. It is a good way to reduce uncertainty in the locations of objects, to move many objects at once, and to move objects that are hard to grasp. Combining both non-prehensile (e.g., pushing) and prehensile (e.g., grasping) manipulation policies has received increasing attention from the community. Brost [8] presents an algorithm that plans parallel-jaw push-grasping motions for polygonal objects with pose uncertainty, where the object is pushed by one plate towards the second one, and then squeezed between the two. Mason [9] investigates the mechanics and planning of pushing in object manipulation under uncertainty. The seminal work of Dogar et al. [10], [11] presents a robust planning framework for push-grasping (non-prehensile motions baked within grasping primitives) to reduce grasp uncertainty.

While the policies in the works above remain largely hand-crafted, other methods [45], [46] explore the model-free planning of pushing motions to move objects to target positions that are more favorable for pre-designed grasping algorithms. Boularias et al. [47] explores the use of reinforcement learning for training control policies to select among push and grasp proposals represented by hand-crafted features. However, their method models perception and control policies separately (not end-to-end); it relies on model-based simulation to predict

the motion of pushed objects and to infer its benefits for future grasping. Similarly, Yu et al. [48] also separates push planning and grasp planning by training two networks. More recently, some works [49]–[52] have been training model-free end-to-end policy using reinforcement learning to push and separate objects in clutter for better grasping. Our method is also model-free and trained end-to-end, making no assumptions about the shapes or dynamics of the objects. However, unlike all the previous works cited here, ours is the first to demonstrate a pushing behavior for grasping inside granular media.

C. Active Tactile Exploration

Tactile sensors need an intelligent exploration policy to actively interact with the target object and efficiently gather sparse and local tactile readings. These exploration policies can be roughly divided into heuristics-based and learning-based. One of the most popular heuristics-based exploration policies is contour-following [53]–[55]. Other heuristics include information gain (uncertainty reduction) [56]–[59], attention cubes [60], Monte Carlo tree search [61], and dynamic potential fields [62]. Some works study tactile exploration policy specifically for decision making, such as object identification, where they pre-train a discriminator with a pre-collected dataset and then use it to estimate action quality with Bayesian methods to reduce uncertainty [63]–[67]. Depending on the task, heuristic-based exploration policies can improve efficiency and require no training, but their performance can deteriorate significantly when sensor noise shows up.

In contrast, Xu et al. [68], [69] study learning-based exploration policy trained through reinforcement learning in an unsupervised fashion. They also aim for object identification, and their method has two separate components, trained jointly: a discriminator for decision-making and an explorer for guiding the exploration. Different from these previous works, our method aims to grasp buried objects inside granular media, which is a more challenging and novel task. In addition, our method only has one end-to-end policy that guides both the pushing and grasping actions.

III. METHOD

We formulate our problem as follows. A robotic manipulator is presented with a workspace filled with granular media. An object is buried completely under the granular media, placed such that the gripper can contact it by moving forward, but with unknown orientation or exact position. The goal of the manipulator is to retrieve the buried object, by lifting it clear of the granular environment. We assume that the object can start out fully buried with no part visible from the surface. Our goal is to perform the task without relying on vision and using only touch sensing.

Tactile sensing in granular media requires the ability to distinguish between readings due to ubiquitous contacts with the granules themselves, and readings indicating contact with the target object. As explained later in this section, we use a simple filtering technique to make this distinction. However, the nature of operation in such environments increases the

noise inherent in any tactile sensor. We thus need an exploration policy that is well suited for handling tactile noise and spurious or erroneous readings.

Rather than attempting to handle sensor noise via heuristics or further signal processing, we achieve a high level of robustness by formulating the object retrieval task as a learning problem, trained in the presence of noise. We describe this formulation next, and show how it leads to the natural emergence of a pushing behavior that has the role of reducing uncertainty before a grasp is attempted. Finally, we will discuss our training curriculum, which enables training of this policy in simulation followed by zero-shot transfer to hardware.

A. Action Space Definition and Pushing Behavior

We formulate our problem as a model-free reinforcement learning task. Object exploration and retrieval are achieved through a series of discrete translation/rotation actions of the gripper. The episode starts after the finger obtains the first contact. At each step, our policy takes in a sequence of contact locations and forces from the past steps and then outputs the next action for the gripper to take for exploration. Our policy also determines when to stop pushing and execute the grasp.

In defining the action space of our learning task, we build on the extensive body of work (reviewed earlier) showing that a planar-pushing primitive can be used to reduce uncertainty and funnel an object into a state that lends itself to robust grasping. However, a heuristic-based pushing primitive is difficult to implement in very noisy conditions. Instead, we aim to formulate the learning problem such that the agent naturally learns to make use of pushing in the context of end-to-end task learning.

Specifically, our action primitives consist of a planar pushing action and a grasping action. The gripper moves in a 2D plane and is always perpendicular to the table, as shown in Fig. 1. Given the current gripper pose (position $[x, y]$ and rotation θ), the action is a 4-dimensional vector $[dx, dy, d\theta, T]$. A value of $T = 0$ indicates a pushing action, in which case $dx, dy, d\theta$ indicate the change to x, y , and θ , respectively. For x, y , the change is 1cm and for θ , the change is 15° ; namely, $dx, dy \in \{-1\text{cm}, 0, +1\text{cm}\}$ and $d\theta \in \{-15^\circ, 0, +15^\circ\}$. Notice that in this action space formulation, it is possible to change x, y , and θ simultaneously in one action. $T = 1$ corresponds to a grasping action. In this case, the values of $dx, dy, d\theta$ are ignored, the gripper is closed, and the object is lifted. The episode is terminated when a grasping action is executed or a predefined maximum number of steps is reached.

As discussed in the results section, this formulation results in the learned policy effectively making use of sequences of pushing behaviors of various lengths, depending on the nature of observations received during execution. However, a critical aspect of learning such behaviors is training in the presence of noise in the policy observation space, which we discuss next.

B. Observation Space and Tactile Data Processing

The observation of our policy is a sequence of contact locations, net forces, and previous actions from the last ten steps. For each step, the observation contains one contact

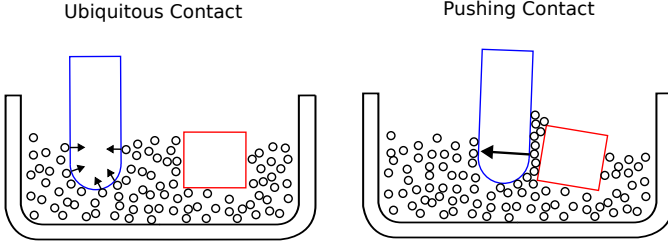


Fig. 2. **Two types of contact inside granular media: ubiquitous contact and pushing contact.** Ubiquitous contacts are between the finger and the granular media, but pushing contacts are sensed only when the finger has started pushing the buried object.

location and one net force for each finger, as well as the action from the previous step. Both the contact location and the net force are 3-dimensional vectors under the finger’s frame of reference (using the center of the finger base as the origin). The previous action is a 4-dimensional vector. When there is no contact recorded after a particular step, we simply fill in zeros in the location and force vectors. Compared to high-dimensional or multimodal tactile data, contact locations and forces are easy to simulate, enabling a large amount of training in simulation and zero-shot transfer to real-world experiments.

Unlike open-air environments, where the contacts are simply between the tactile finger and the target object, inside the granular media there are two types of contacts our policy needs to distinguish between: ubiquitous contact and pushing contact (Fig. 2). Ubiquitous contact is the contact with the granular media, and the contact forces are small whether the finger is moving inside the granular media or not. Pushing contact is the contact sensed by the finger when the object has started moving due to the pushing, and because of the larger dimensions of the target object compared with granular media, the contact forces are much larger. We assume only pushing contacts carry important information for our policy, and we want to discard ubiquitous contacts with granular media. We thus use a force filter to keep only the contact positions with a force magnitude larger than a threshold. The net force vector is the combined force applied to our finger, which also contains the direction of the force.

Tactile observation in granular media is much more noisy compared to open air. First, there might not be direct contact between the finger and the target object when pushing contacts are detected. Instead, there could be a layer of granules between the finger and the target object. This layer can potentially introduce more noise to the force directions. Second, for small and light objects, pushing contact can be hard to distinguish from ubiquitous contacts, and, depending on how fast the finger accelerates and moves inside the medium, pushing contacts can be falsely reported even though the finger has not started pushing the target object. Ideally, object- and granular media-specific force filtering thresholds might be needed for better filtering accuracy. However, in this we use a fixed filtering value for all objects in both simulation and on the real hardware, and observe that our policy learns to be robust to spurious pushing contacts.

C. Reward Design and Policy Architecture

The reward to our policy is a hybrid of dense and sparse rewards. We constantly reward the policy when the center of the gripper gets closer to the center of the object, and we provide a large sparse reward when the policy decides to grasp and successfully lift the target object from the granular materials. At step t , let d_t denote the Euclidean distance between the gripper center position (x_g, y_g) and the object center position (x_o, y_o) , then the reward at each step t is computed as

$$r_t = r_t^{\text{dense}} + r_t^{\text{sparse}}$$

$$r_t^{\text{dense}} = \alpha \times \left(\frac{1}{d_t + 0.1} - \frac{1}{d_{t-1} + 0.1} \right)$$

$$r_t^{\text{sparse}} = \begin{cases} \beta, & \text{if successfully retrieves the object} \\ 0, & \text{otherwise} \end{cases}$$

where α and β are hyperparameters used to balance the dense reward versus the sparse reward. In our experiments, we set $\alpha = 20$ and $\beta = 800$.

Our policy has one actor network and one critic network, trained with PPO [70]. Both networks are a 5-layer multilayer perceptron (MLP), and each layer has 256 hidden neurons. The weights are not shared between the actor and critic. We use \arctan as our activation function between layers. We note that we also tried a Transformer [71] and LSTM [72] encoder to learn the relationship among observations from different steps in our history buffer; however, we found the fully connected MLP learns faster and converges to a higher reward.

D. Curriculum Training Strategy

We train our policy completely in a simulated environment, then attempt zero-shot transfer to real hardware. However, this approach raises the important issue of simulating granular media, which, as noted earlier, is still an active research problem. Current methods for simulating granular media are still slow compared to open-air simulation, sometimes even slower than real-time. However, training inside simulated granular media is still necessary for us due to the gap between the open-air environment and the granular media environment. Apart from extra sensor noise, the object motion differs significantly between the two environments. First, the object can be perturbed by forces propagated through granular media even though the gripper is still some distance away from the object. Second, the object can move in 6DOF in granular media rather than in a 2D plane when sitting on a surface in open air. As a result, policy trained purely in the open-air environment will transfer badly to a granular media environment.

To not only bridge the gap from open-air to granular media but also train fast, our method uses a curriculum training strategy, as shown in Fig. 3. We first train a policy on an open-air tabletop environment and then fine-tune the tabletop policy inside a granular media environment. The tabletop task follows the same RL formulation except that the object sits on a tabletop in the open air. With this curriculum, we are able to bootstrap the training inside granular media by transferring

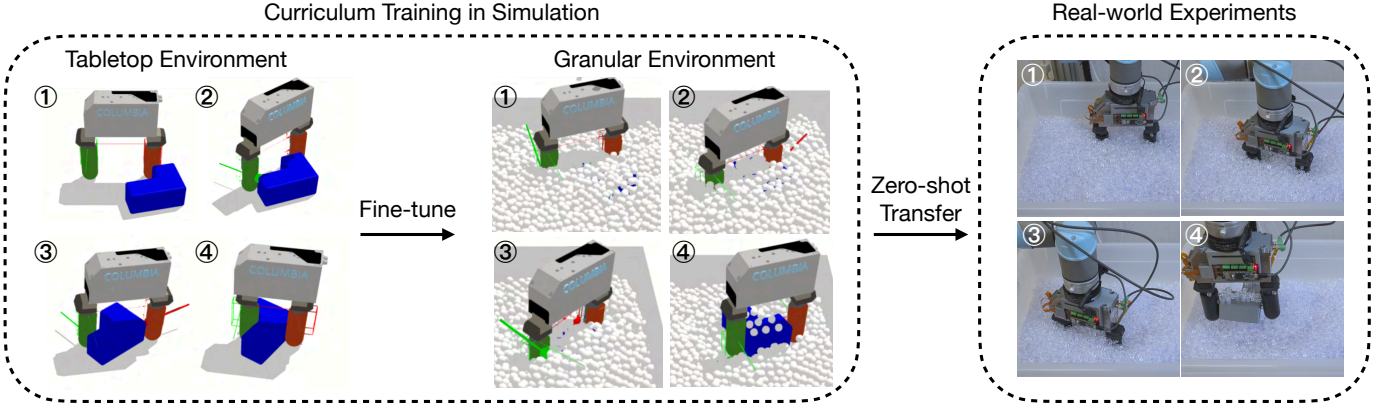


Fig. 3. **Curriculum training strategy.** We first pre-train our policy on a tabletop environment and then fine-tune it inside granular media. We then zero-shot deploy our policy on the real hardware for evaluation. This curriculum allows the policy to converge to a higher performance within a shorter training time.

skills learned from the tabletop environments. This curriculum helps our method to converge to a better performance within a shorter training time.

In order to increase the simulation speed in granular media further, we sacrifice some simulation accuracy for speed. Compared to the pony beads that we use in the real world, we use spheres to approximate their shape. We also make the particles larger in size and then simulate a smaller number of them compared to the real world. Despite the mismatch in the simulated particles, fine-tuning still helps to adapt the tabletop policy to the granular media environments and, consequently, a better sim-to-real transfer.

IV. EXPERIMENTAL SETUP

A. Real-world Setup

We use a WSG50 parallel gripper with two DISCO [7] tactile fingers, as shown in Fig. 4. We mount this gripper to a UR5 robotic arm to control its movement. This setup is effective for interacting with objects under granular materials, as the hemispherical top allows easy penetration into granular media and the cylindrical shape allows smooth movement with small drag. This multi-curved tactile finger has sensing abilities covering the hemisphere top and cylinder. This all-around sensing coverage allows it to sense contact from many directions, which is essential for exploration under granular media. When fully opened, the distance between the two finger centers is 143mm.

The DISCO finger returns a single contact containing the contact location vector and force vector. To filter out ubiquitous contacts with the granular media and keep only the pushing contacts with the target object, we discard those contacts with a force magnitude smaller than 4N. We fill in zeros into the location and force vectors to our policy when there are no pushing contacts detected at a particular step. We find the 4N filtering threshold empirically through calibration, and we use the same 4N threshold for all objects. The optimal filtering threshold should vary across different objects and different types of granular media. But our policy learns to be robust to spurious pushing contacts so we do not need object and granular media-specific calibration. The granular media in




Fig. 4. **Parallel gripper with multi-curved tactile fingers.** Our gripper is effective at exploring under granular media due to the DISCO tactile fingers' streamlined shapes and all-around sensing coverage.

our experiments are pony beads with a diameter of 9mm. Our gripper with DISCO fingers is able to move smoothly within such media without jamming.

In our real-world experiments, we evaluate our method on 35 objects in total, as shown in Fig. 5. Our object set covers a variety of complex shapes, including rigid, deformable, and articulated objects. The object weight in our set also varies a lot, with the lightest object (pen) being 4.5g and the heaviest object (sugar box) being 470g. We evaluate quantitatively on 13 objects with 10 trials each and among them, 7 objects are used for training in simulation and 6 objects are unseen. We then qualitatively show that our method can work on another 22 unseen objects randomly selected from our lab, each within at most three attempts.

The gripper moves straight forward in the beginning until the first pushing contact, and then our learned policy starts guiding the exploration. We bury the object such that the center of the object is roughly in front of one of the fingers. This is to guarantee an initial first contact as the finger moves forward. Between each trial, we alternate the location of the object in front of the left and right fingers, and we also rotate the object

7 Training Objects



6 Unseen Objects



22 Additional Unseen Objects with Limited Testing



Fig. 5. **35 objects used in our real-robot experiments.** Our method is trained on a set of seven objects. It is then evaluated quantitatively (ten attempts on each object) on both the set of seven training objects and a set of six previously unseen objects. In additional testing, we also show that our method can work on an extended set of 22 unseen objects with at most three attempts per object.

to cover a diverse set of orientations. The episode starts with the first contact and then ends when the maximum steps of 100 are reached or the policy executes a grasp.

B. Simulation Setup

Different from the real-world experiments where we only evaluate inside granular media, we have two different setups for the curriculum training strategy in simulation: tabletop and granular media. We build the two environments using the IsaacGym physics simulator [73]. For both environments, we simulate a floating parallel gripper that moves in a 2D plane, according to its real hardware dimensions.

Despite the fact that we attempt to bury the object such that its center is in front of one of the fingers, it is very hard to guarantee it in practice on the real setup. As a result, in order to be robust to the object location variance, we add more randomization on the object location and orientation during training in simulation. In each episode in the simulation, the object is loaded at a fixed distance away from the gripper. The exact distance does not matter since the finger always moves straight forward until the first contact. However, we vary the location of the object along the direction perpendicular to the gripper’s approaching direction by $\pm 2\text{cm}$. We also randomize

the orientation of the object. It is possible that for small objects like pentagrams, the finger can pass the object without making contact under the location randomization, in which case we simply move on to the next episode.

For simulating granular media, we use spheres with a diameter of 14mm as our particles, and we simulate 4000 particles in total. These spheres do not match the shape of the pony beads in real-world experiments and their sizes are much larger. However, simulating the exact shape and size makes the granular media simulation extremely slow and impractical for training. Despite such a mismatch, fine-tuning in simulated granular media still helps a lot in transferring the tabletop policy to the real robot.

Unlike the real DISCO finger, which reports a single contact, in simulation we can obtain the contact between the finger and any other object, including the granular beads. We then use a force filter of 3N to discard the ubiquitous contacts. Since there can be multiple pushing contacts even after applying the force filter, we feed the contact with the largest force magnitude into our policy.

C. Sensor Noise

Real-world tactile sensors all show some level of erroneous readings, especially inside granular media. One advantage of the learning-based method is that we can incorporate noise into our training process in simulation for more robust transfer onto the real robot. For a single contact on our DISCO finger, the reported level for the contact location noise is between 1mm and 2mm on average, and the reported level for the contact force noise is 0.1N on average for a force level of 3 ~ 4N. As a result, due to increased noise level in granular media, we apply a larger location noise uniformly distributed from $[-1\text{cm}, 1\text{cm}]$ and a larger force noise uniformly distributed from $[-0.2\text{N}, 0.2\text{N}]$ to each element in the contact location and net force vectors during training in simulation for all learning-based baselines.

D. Experimental Conditions and Baselines

We perform an extensive evaluation of GEOTACT on the object sets introduced earlier, in both simulation and on real hardware. Since the task we are tackling here has not been previously demonstrated in the literature, we do not have a direct state-of-art method to compare against. However, we compare against a number of alternative approaches and ablations aiming to quantify the importance of each component of our approach. We present all experimental conditions below:

1) *Align-to-grasp (A2G)*: This method rotates the gripper to align with the direction of the contact force after the first pushing contact is detected. This is a heuristics-based method and does not require training, intended to evaluate the importance of a learning-based method that trains in the presence of noise.

2) *A2G-push*: This variant of A2G starts rotating and aligning only after five consecutive contacts on the same finger have been detected. This is intended to filter out spurious pushing contacts in granular media, and to evaluate the performance of pushing alone as a heuristic for reducing uncertainty.

3) *GEOTACT-tabletop*: This is the policy from the first stage of our curriculum training pipeline, trained on the open-air tabletop environment.

4) *GEOTACT-granular*: This is the policy defined in our method, but trained exclusively in granular media, thus bypassing our proposed curriculum.

5) *GEOTACT*: This is our full proposed method, combining all the aspects discussed in this study.

V. RESULTS AND DISCUSSION

In this section, we present and discuss the results of our real-robot and simulation experiments. Visit our project website at <https://jxu.ai/geotact> for video demonstrations and additional information.

A. Real-robot Results

We evaluate two representative methods on the real robot - our method, GEOTACT, which is learning-based and uses pushing, and A2G, which is heuristics-based and does not use pushing. We first evaluate both methods on the training set

(seven objects) and unseen set (six objects) shown in Fig. 5, performing ten trials on each object. The results are shown in Table I.

GEOTACT achieves a success rate of over 60% on a majority of objects and generalizes well to unseen objects without a noticeable performance drop. It outperforms A2G, which suffers from the significant amount of sensor noise introduced by granular media. In comparison, GEOTACT is more robust to sensing noise by continuously interacting with the object through emergent pushing actions and reacting to new contact observations. In addition, fine-tuned in granular media, GEOTACT is more adapted to the object motion discrepancy between tabletop and granular media. We also notice that the success rates of GEOTACT on two predominantly rounded shapes (ball and tomato soup can) are significantly lower compared to other objects. We discuss these failure cases, along with failure cases of A2G, later in Sec. V-C.

An example of GEOTACT's noise-robustness behavior can be seen in the chocolate box demonstration in Fig. 6. There is a spurious pushing contact reading from the right (red) tactile finger even though the object is still some distance away. As our policy reacts to that spurious reading, the left (green) finger obtains a true contact. Our policy then pushes the object for a successful grasp.

In additional testing on an extensive set of objects, we test our method on the set of 22 novel objects (not used in training) shown in Fig. 5. For each object, we try GEOTACT until we obtain a successful retrieval. All 22 objects are successfully retrieved within at most three attempts.

B. Simulation Results

We present more extensive experiments and ablations to analyze our method and the baselines in simulation, which lends itself to experiments and analysis on a larger scale.

First, in an open-air tabletop environment, we evaluate A2G and GEOTACT-tabletop using the same amount of noise as used in training (shown in Table II). (Note that we do not evaluate A2G-push on the tabletop, as A2G-push is designed to be robust to spurious contact readings, which do not happen in an open-air environment.) Without the extra sensor noise and complex object motion introduced by granular media, GEOTACT-tabletop is achieving over 90% success rate. A2G also has a higher success rate (65%) compared to its evaluation in granular media on the real robot. However, A2G struggles with a few objects, such as L-shape, long cuboid, and pentagram, even in the tabletop environment, and we discuss these failure cases in detail in the next section.

Inside granular media simulation, we evaluate all five methods using the same amount of tactile noise as training (Table III). Working within granular media is much more challenging than the tabletop setup. As a result, the performance of both GEOTACT-tabletop and A2G drops significantly compared to tabletop simulation, from 91% to 27% and from 65% to 39%, respectively. A2G-push performs slightly better (44%) than A2G, showing that adding heuristic push can reduce uncertainty and increase robustness.

The importance of fine-tuning inside simulated granular media can be shown by the performance improvement from




Fig. 6. **GEOTACT successful demonstrations on the real robot.** We show one example each for the six unseen objects evaluated quantitatively. The first image in each example outlines the initial position of the buried object. In the second and third images, our policy interacts with the object using the emergent pushing actions. We visualize the contact locations and normals on the rendered fingers. Our policy moves the object to a graspable location, and in the fourth image, the objects are successfully retrieved. Video demonstrations can be found on our project website at <https://jxu.ai/geotact>.

GEOTACT-tabletop (27%) to GEOTACT (67%). Fine-tuning helps our policy adapt to the larger sensor noise and object motion discrepancy in granular media.

The performance gap between GEOTACT (67%) and GEOTACT-granular (60%) demonstrates the necessity of the proposed curriculum training strategy. Without pre-training on the tabletop, GEOTACT-granular performs worse than GEOTACT. We further show in Fig. 7 the training plots of GEOTACT and GEOTACT-granular. After the initial performance drop when the tabletop policy is loaded into the

granular media, the success rate of GEOTACT quickly surpasses GEOTACT-granular and eventually converges to higher performance. This experiment shows that pre-training on the tabletop is able to boost the training speed and improve the final performance of our policy.

Finally, we then evaluate the noise robustness of GEOTACT, and compare it against A2G when faced with sensor noises larger than seen in training. We gradually increase the force noise range up to $[-3N, 3N]$, and the success rate is shown in Fig. 8. At a force noise level of $[-3N, 3N]$, the success rate

TABLE I

REAL-WORLD EXPERIMENT RESULTS. THE NUMBER OF SUCCESSES OUT OF 10 TRIALS IS SHOWN FOR 7 TRAINING OBJECTS AND 6 UNSEEN OBJECTS.

Method	Training Objects							Unseen Objects					
	Cube	Long Cuboid	Ball	Pentagram	L-shape	Tomato Soup Can	Potted Meat Can	Clamp	Toy Banana	Utility Knife	Screw Driver	Chocolate Box	Coconut Water Can
A2G	3/10	3/10	0/10	2/10	4/10	1/10	4/10	3/10	3/10	3/10	2/10	4/10	4/10
GEOTACT	7/10	8/10	1/10	6/10	6/10	3/10	7/10	8/10	6/10	6/10	5/10	7/10	6/10

TABLE II

SIMULATION EXPERIMENT RESULTS ON THE TABLETOP. EACH SUCCESS RATE IS COMPUTED OVER 1000 TRIALS.

Method	Training Objects							Average
	Cube	Long Cuboid	Ball	Pentagram	L-shape	Tomato Soup Can	Potted Meat Can	
A2G	0.61	0.53	0.86	0.46	0.45	0.90	0.77	0.65
GEOTACT-tabletop	0.96	0.80	1.00	0.96	0.89	0.97	0.77	0.91

TABLE III

SIMULATION EXPERIMENT RESULTS INSIDE GRANULAR MATERIALS. EACH SUCCESS RATE IS COMPUTED OVER 1000 TRIALS.

Method	Training Objects							Average
	Cube	Long Cuboid	Ball	Pentagram	L-shape	Tomato Soup Can	Potted Meat Can	
A2G	0.22	0.54	0.49	0.21	0.45	0.48	0.35	0.39
A2G-push	0.50	0.60	0.48	0.19	0.51	0.44	0.36	0.44
GEOTACT-tabletop	0.18	0.41	0.13	0.08	0.73	0.06	0.33	0.27
GEOTACT-granular	0.73	0.74	0.67	0.56	0.77	0.43	0.31	0.60
GEOTACT	0.79	0.84	0.73	0.60	0.71	0.53	0.50	0.67

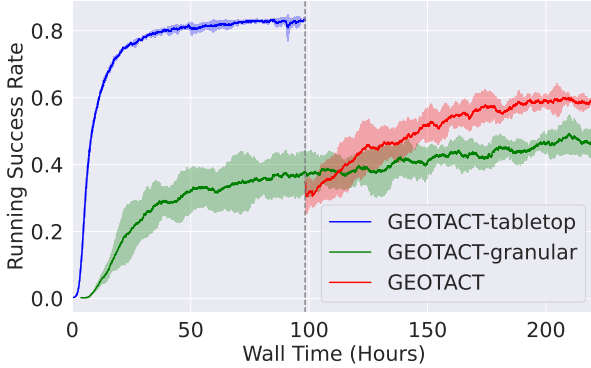


Fig. 7. **Training plots of the curriculum strategy vs no-curriculum baseline.** We show the running success rate (mean \pm standard deviation) of the past 1,000 episodes during training, generated over five random seeds. Despite the initial performance drop when GEOTACT-tabletop is loaded into the granular media environment (indicated by the dashed line), GEOTACT quickly surpasses GEOTACT-granular and converges to a better performance.

of A2G drops to 3% while GEOTACT remains over 50%. As an open-loop policy, A2G relies heavily on an accurate first contact. However, when the previous contact information is largely incorrect, GEOTACT is reactive and can continue interacting with the target object through emergent pushing behaviors.

C. Failure Cases and Discussion

We notice that our method often fails on rounded shapes (e.g., ball, tomato soup can) when deployed on the real robot, despite a high success rate on the same objects in simulation. A

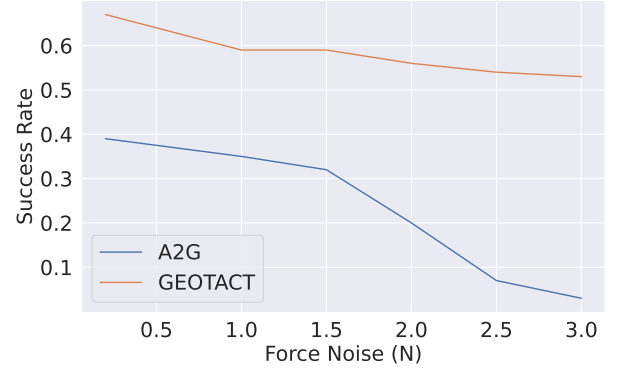


Fig. 8. **Noise robustness analysis in granular media simulation.** When evaluated on force noise larger than training, GEOTACT maintains above 50% success rate even with 3N force noise, while A2G’s performance drops to 3%.

successful grasp of these two objects is extremely sensitive to sensor error, due to their rounded shape. On the real robot, our policy locates both objects well, but the gripper simply often squeezes them out during closing, as shown in Fig. 9 (1). A very precise grasp (centered on the object) is necessary, which is easier to achieve in a simulated environment with perfect control and low sensor noise. This is also partly an inherent limitation of a parallel gripper with cylindrical fingers attempting to grasp a round object. A multi-fingered hand might work better for such objects, and we leave it for future work.

Another common failure case of our policy on the real robot is due to a thin layer of granules stuck between the




Fig. 9. **GEOTACT failure case demonstrations on the real robot.** (1) There is a thin layer of granular beads (circled in blue) stuck between the finger and the object during grasping. Both the plastic surface and the beads are slippery, so the grasp fails. (2) Spherical and cylindrical objects are very hard to grasp with our parallel gripper with cylindrical fingers. They are always squeezed out even though a good grasp is formed. The location of the sphere is marked in red circles. The movement of the fingers and the sphere is marked with dashed lines with arrowheads.

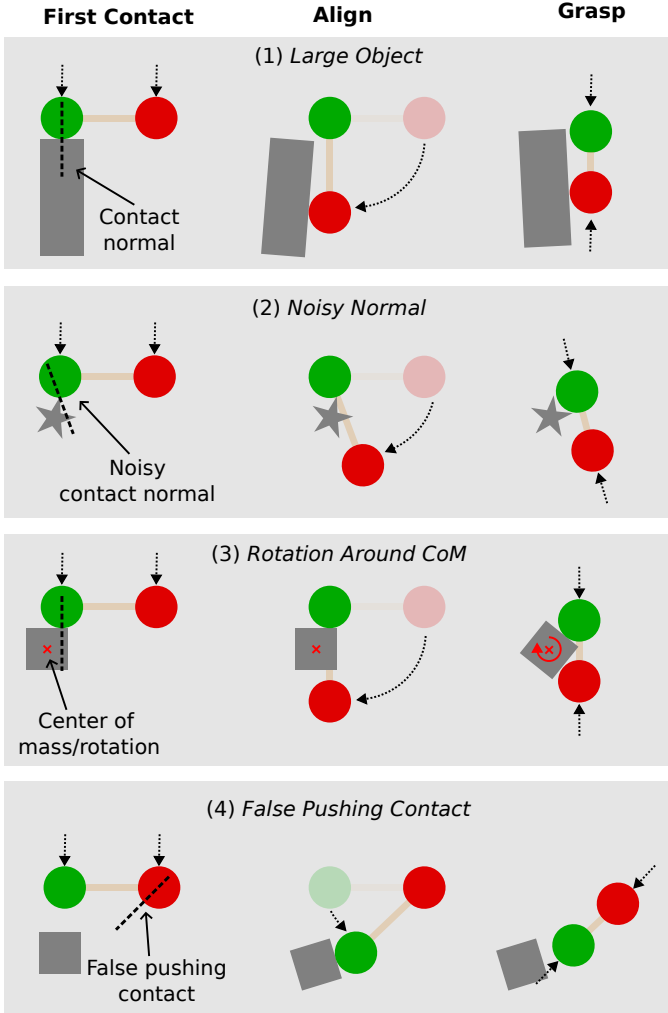


Fig. 10. **Bird's-eye view of four failure scenarios for A2G.** A2G consists of three stages: obtaining the first contact, aligning the gripper with the contact normal, and then closing the gripper. See Sec. V-C for a detailed explanation of these failure cases.

target object and the finger, as shown in Fig. 9 (2). When this happens, due to the low friction coefficient with the granules, the object will slip out of the formed grasp. Again, this is partly a limitation of our parallel gripper, and a multi-fingered gripper might be able to relieve this problem. We will leave this to future work.

A2G also fails for the same two reasons above, but in addition, it fails in another four cases, as shown in Fig. 10. (1) *Large Object*: For large objects such as L-shape or long cuboid, because the maximum length of the object exceeds the span of the gripper, the gripper can only grasp successfully along the short dimension. Simply aligning the gripper with the contact normal is likely to push the object away. (2) *Noisy Normal*: The contact normal can be noisy, especially when contacting a pointy/sharp edge of an object, such as that of the pentagram, making the aligned grasp unstable. This failure case happens much more often in granular media than on the tabletop. (3) *Rotation Around CoM*: During the grasping phase of A2G, the finger contacting the object will start pushing the object, and then the object will start rotating around its center of mass. This rotation can result in the object sliding outside the grasping closure. (4) *False Pushing Contact*: When there is a spurious pushing contact being reported by the finger, A2G does not have any recovery behavior and will align to the force direction of the false contact, leading to an improper grasp. This failure case is specific to granular media since there is no ubiquitous contact to filter on the tabletop.

In comparison, GEOTACT is resilient to all these failure types. We attribute this to the combination of its reactive nature, obtained via end-to-end training in the presence of noise, and the emergent pushing actions that reduce the uncertainty of the object location and funnel the object into a stable grasp.

VI. CONCLUSION

In this work, we propose GEOTACT, a novel method that reliably retrieves objects buried completely under granular media using only touch sensing. This is a challenging task

due to the absolute absence of vision and spurious and noisy tactile readings, introduced by the ubiquitous contacts inside granular media. We formulate this task as a model-free reinforcement learning problem and train it end-to-end in simulation with a curriculum strategy. We first train the policy in an open-air environment and then fine-tune it inside a granular environment. Our formulation of the learning task action space leads to emergent pushing behaviors that help reduce uncertainty and also move the object to form a stable grasp. Compared to heuristics-based methods, our learned policy can incorporate simulated sensor noise during training and is thus more robust to spurious and noisy tactile readings. Despite being trained only on 7 objects with simple shapes in simulation, we show that our method can zero-shot transfer to the real hardware and successfully pick up 28 unseen objects, including rigid, deformable, and articulated objects with various complex shapes.

ACKNOWLEDGMENTS

We would like to thank Eric Chang and Amr El-Azizi for their support on the DISCO tactile finger. We would like to thank Zhenjia Xu for his help with the granular media simulation. This material is based upon work supported by the National Science Foundation under Award No. CMMI-2037101, and the Office of Naval Research under grant N00014-21-1-4010. Any opinions, findings and conclusions or recommendations expressed in this material are those of the author(s) and do not necessarily reflect the views of the National Science Foundation or the Office of Naval Research.

REFERENCES

- [1] R. Patel, R. Ouyang, B. Romero, and E. Adelson, “Digger finger: Gelsight tactile sensor for object identification inside granular media,” in *Experimental Robotics: The 17th International Symposium*. Springer, 2021, pp. 105–115.
- [2] M. Lambeta, P.-W. Chou, S. Tian, B. Yang, B. Maloon, V. R. Most, D. Stroud, R. Santos, A. Byagowi, G. Kammerer *et al.*, “Digit: A novel design for a low-cost compact high-resolution tactile sensor with application to in-hand manipulation,” *IEEE Robotics and Automation Letters*, vol. 5, no. 3, pp. 3838–3845, 2020.
- [3] M. K. Johnson and E. H. Adelson, “Retrographic sensing for the measurement of surface texture and shape,” in *2009 IEEE Conference on Computer Vision and Pattern Recognition*. IEEE, 2009, pp. 1070–1077.
- [4] W. Yuan, S. Dong, and E. H. Adelson, “Gelsight: High-resolution robot tactile sensors for estimating geometry and force,” *Sensors*, vol. 17, no. 12, p. 2762, 2017.
- [5] S. Dong, W. Yuan, and E. H. Adelson, “Improved gelsight tactile sensor for measuring geometry and slip,” in *2017 IEEE/RSJ International Conference on Intelligent Robots and Systems (IROS)*. IEEE, 2017, pp. 137–144.
- [6] E. T. Chang, R. Wang, P. Ballentine, J. Xu, T. Smith, B. Coltin, I. Kymissis, and M. Ciocarlie, “An investigation of multi-feature extraction and super-resolution with fast microphone arrays,” *arXiv preprint arXiv:2310.00206*, 2023.
- [7] P. Piacenza, K. Behrman, B. Schifferer, I. Kymissis, and M. Ciocarlie, “A sensorized multicurved robot finger with data-driven touch sensing via overlapping light signals,” *IEEE/ASME Transactions on Mechatronics*, vol. 25, no. 5, pp. 2416–2427, 2020.
- [8] R. C. Brost, “Automatic grasp planning in the presence of uncertainty,” *The International Journal of Robotics Research*, vol. 7, no. 1, pp. 3–17, 1988.
- [9] M. T. Mason, “Mechanics and planning of manipulator pushing operations,” *The International Journal of Robotics Research*, vol. 5, no. 3, pp. 53–71, 1986.
- [10] M. R. Dogar and S. S. Srinivasa, “Push-grasping with dexterous hands: Mechanics and a method,” in *2010 IEEE/RSJ International Conference on Intelligent Robots and Systems*. IEEE, 2010, pp. 2123–2130.
- [11] —, “A planning framework for non-prehensile manipulation under clutter and uncertainty,” *Autonomous Robots*, vol. 33, pp. 217–236, 2012.
- [12] C. Kloss, C. Goniva, A. Hager, S. Amberger, and S. Pirker, “Models, algorithms and validation for opensource dem and cfd-dem,” *Progress in Computational Fluid Dynamics, an International Journal*, vol. 12, no. 2-3, pp. 140–152, 2012.
- [13] D. Millard, D. Pastor, J. Bowkett, P. Backes, and G. S. Sukhatme, “Granular gym: High performance simulation for robotic tasks with granular materials,” *arXiv preprint arXiv:2306.01369*, 2023.
- [14] A. P. Thompson, H. M. Aktulga, R. Berger, D. S. Bolintineanu, W. M. Brown, P. S. Crozier, P. J. in’t Veld, A. Kohlmeyer, S. G. Moore, T. D. Nguyen *et al.*, “Lammps-a flexible simulation tool for particle-based materials modeling at the atomic, meso, and continuum scales,” *Computer Physics Communications*, vol. 271, p. 108171, 2022.
- [15] Z. Xian, B. Zhu, Z. Xu, H.-Y. Tung, A. Torralba, K. Fragkiadaki, and C. Gan, “Fluidlab: A differentiable environment for benchmarking complex fluid manipulation,” *arXiv preprint arXiv:2303.02346*, 2023.
- [16] L. Fang, R. Zhang, C. Vanden Heuvel, R. Serban, and D. Negrut, “Chrono: Gpu: An open-source simulation package for granular dynamics using the discrete element method,” *Processes*, vol. 9, no. 10, p. 1813, 2021.
- [17] M. Servin, T. Berglund, and S. Nystedt, “A multiscale model of terrain dynamics for real-time earthmoving simulation,” *Advanced Modeling and Simulation in Engineering Sciences*, vol. 8, no. 1, pp. 1–35, 2021.
- [18] “Ansys rocky — particle dynamics simulation software,” <https://www.ansys.com/products/fluids/ansys-rocky>, accessed: 2023-11-23.
- [19] A. Haeri, D. Tremblay, K. Skonieczny, D. Holz, and M. Teichmann, “Efficient numerical methods for accurate modeling of soil cutting operations,” in *ISARC. Proceedings of the International Symposium on Automation and Robotics in Construction*, vol. 37. IAARC Publications, 2020, pp. 608–615.
- [20] Y. Hu, L. Anderson, T.-M. Li, Q. Sun, N. Carr, J. Ragan-Kelley, and F. Durand, “DiffTaichi: Differentiable programming for physical simulation,” *arXiv preprint arXiv:1910.00935*, 2019.
- [21] S. Sarata, H. Osumi, Y. Kawai, and F. Tomita, “Trajectory arrangement based on resistance force and shape of pile at scooping motion,” in *IEEE International Conference on Robotics and Automation, 2004. Proceedings. ICRA’04. 2004*, vol. 4. IEEE, 2004, pp. 3488–3493.
- [22] Y. Zhu, P. Thangeda, M. Ornik, and K. Hauser, “Few-shot adaptation for manipulating granular materials under domain shift,” *arXiv preprint arXiv:2303.02893*, 2023.
- [23] M. Kobayakawa, S. Miyai, T. Tsuji, and T. Tanaka, “Interaction between dry granular materials and an inclined plate (comparison between large-scale dem simulation and three-dimensional wedge model),” *Journal of Terramechanics*, vol. 90, pp. 3–10, 2020.
- [24] W. Swick and J. Perumpral, “A model for predicting soil-tool interaction,” *Journal of Terramechanics*, vol. 25, no. 1, pp. 43–56, 1988.
- [25] N. Gravish, P. B. Umbanhowar, and D. I. Goldman, “Force and flow at the onset of drag in plowed granular media,” *Physical Review E*, vol. 89, no. 4, p. 042202, 2014.
- [26] B. Wu, F. Xu, Z. He, A. Gupta, and P. K. Allen, “Squirrel: Robust and efficient learning from video demonstration of long-horizon robotic manipulation tasks,” in *2020 IEEE/RSJ International Conference on Intelligent Robots and Systems (IROS)*. IEEE, 2020, pp. 9720–9727.
- [27] A. Yamaguchi, C. G. Atkeson, and T. Ogasawara, “Pouring skills with planning and learning modeled from human demonstrations,” *International Journal of Humanoid Robotics*, vol. 12, no. 03, p. 1550030, 2015.
- [28] C. Matl, Y. Narang, R. Bajcsy, F. Ramos, and D. Fox, “Inferring the material properties of granular media for robotic tasks,” in *2020 IEEE international conference on robotics and automation (icra)*. IEEE, 2020, pp. 2770–2777.
- [29] N. Tuomainen, D. Blanco-Mulero, and V. Kyriki, “Manipulation of granular materials by learning particle interactions,” *IEEE Robotics and Automation Letters*, vol. 7, no. 2, pp. 5663–5670, 2022.
- [30] S. Clarke, T. Rhodes, C. G. Atkeson, and O. Kroemer, “Learning audio feedback for estimating amount and flow of granular material,” *Proceedings of Machine Learning Research*, vol. 87, 2018.
- [31] S. Clarke, “Robot learning for manipulation of granular materials using vision and sound,” Ph.D. dissertation, Master’s thesis, Carnegie Mellon University Pittsburgh, 2019.
- [32] C. Li, T. Zhang, and D. I. Goldman, “A terradynamics of legged locomotion on granular media,” *science*, vol. 339, no. 6126, pp. 1408–1412, 2013.


- [33] S. Hauser, P. Eckert, A. Tuleu, and A. Ijspeert, "Friction and damping of a compliant foot based on granular jamming for legged robots," in *2016 6th IEEE international conference on biomedical robotics and biomechanics (BioRob)*. IEEE, 2016, pp. 1160–1165.
- [34] Y. Zhu, L. Abdulmajid, and K. Hauser, "A data-driven approach for fast simulation of robot locomotion on granular media," in *2019 international conference on robotics and automation (ICRA)*. IEEE, 2019, pp. 7653–7659.
- [35] E. Brown, N. Rodenberg, J. Amend, A. Mozeika, E. Steltz, M. R. Zakin, H. Lipson, and H. M. Jaeger, "Universal robotic gripper based on the jamming of granular material," *Proceedings of the National Academy of Sciences*, vol. 107, no. 44, pp. 18 809–18 814, 2010.
- [36] O. Fakhri, G. Youssef, S. Nacy, A. N. Jameel Al-Tamimi, O. Hussein, W. T. Abbood, O. I. Abdullah, and N. K. Al-Karkhi, "A systematic approach to stable grasping of a two-finger robotic hand activated by jamming of granular media," *Electronics*, vol. 12, no. 8, p. 1902, 2023.
- [37] N. G. Cheng, M. B. Lobovsky, S. J. Keating, A. M. Setapen, K. I. Gero, A. E. Hosoi, and K. D. Iagnemma, "Design and analysis of a robust, low-cost, highly articulated manipulator enabled by jamming of granular media," in *2012 IEEE international conference on robotics and automation*. IEEE, 2012, pp. 4328–4333.
- [38] M. A. Karimi, V. Alizadehyazdi, B.-P. Busque, H. M. Jaeger, and M. Spenko, "A boundary-constrained swarm robot with granular jamming," in *2020 3rd IEEE International Conference on Soft Robotics (RoboSoft)*. IEEE, 2020, pp. 291–296.
- [39] J. P. Brown and I. Farkhatdinov, "Soft haptic interface based on vibration and particle jamming," in *2020 IEEE Haptics Symposium (HAPTICS)*. IEEE, 2020, pp. 1–6.
- [40] A. A. Stanley, J. C. Gwilliam, and A. M. Okamura, "Haptic jamming: A deformable geometry, variable stiffness tactile display using pneumatics and particle jamming," in *2013 World Haptics Conference (WHC)*. IEEE, 2013, pp. 25–30.
- [41] S. Jia and V. J. Santos, "Tactile perception for teleoperated robotic exploration within granular media," *ACM Transactions on Human-Robot Interaction (THRI)*, vol. 10, no. 4, pp. 1–27, 2021.
- [42] S. Jia, L. Zhang, and V. J. Santos, "Autonomous tactile localization and mapping of objects buried in granular materials," *IEEE Robotics and Automation Letters*, vol. 7, no. 4, pp. 9953–9960, 2022.
- [43] M. K. Johnson, F. Cole, A. Raj, and E. H. Adelson, "Microgeometry capture using an elastomeric sensor," *ACM Transactions on Graphics (TOG)*, vol. 30, no. 4, pp. 1–8, 2011.
- [44] Z. Zhang, R. Jia, Y. Yan, R. Han, S. Lin, Q. Jiang, L. Zhang, and J. Pan, "Grains: Proximity sensing of objects in granular materials," *arXiv preprint arXiv:2307.05935*, 2023.
- [45] D. Omrčen, C. Böge, T. Asfour, A. Ude, and R. Dillmann, "Autonomous acquisition of pushing actions to support object grasping with a humanoid robot," in *2009 9th IEEE-RAS International Conference on Humanoid Robots*. IEEE, 2009, pp. 277–283.
- [46] I. Clavera, D. Held, and P. Abbeel, "Policy transfer via modularity and reward guiding," in *2017 IEEE/RSJ International Conference on Intelligent Robots and Systems (IROS)*. IEEE, 2017, pp. 1537–1544.
- [47] A. Boularias, J. Bagnell, and A. Stentz, "Learning to manipulate unknown objects in clutter by reinforcement," in *Proceedings of the AAAI Conference on Artificial Intelligence*, vol. 29, no. 1, 2015.
- [48] S. Yu, D.-H. Zhai, and Y. Xia, "A novel robotic pushing and grasping method based on vision transformer and convolution," *IEEE Transactions on Neural Networks and Learning Systems*, 2023.
- [49] A. Zeng, S. Song, S. Welker, J. Lee, A. Rodriguez, and T. Funkhouser, "Learning synergies between pushing and grasping with self-supervised deep reinforcement learning," in *2018 IEEE/RSJ International Conference on Intelligent Robots and Systems (IROS)*. IEEE, 2018, pp. 4238–4245.
- [50] Y. Yang, Z. Ni, M. Gao, J. Zhang, and D. Tao, "Collaborative pushing and grasping of tightly stacked objects via deep reinforcement learning," *IEEE/CAA Journal of Automatica Sinica*, vol. 9, no. 1, pp. 135–145, 2021.
- [51] Y. Deng, X. Guo, Y. Wei, K. Lu, B. Fang, D. Guo, H. Liu, and F. Sun, "Deep reinforcement learning for robotic pushing and picking in cluttered environment," in *2019 IEEE/RSJ International Conference on Intelligent Robots and Systems (IROS)*. IEEE, 2019, pp. 619–626.
- [52] B. Tang, M. Corsaro, G. Konidaris, S. Nikolaidis, and S. Tellex, "Learning collaborative pushing and grasping policies in dense clutter," in *2021 IEEE International Conference on Robotics and Automation (ICRA)*. IEEE, 2021, pp. 6177–6184.
- [53] U. Martinez-Hernandez, G. Metta, T. J. Dodd, T. J. Prescott, L. Natale, and N. F. Lepora, "Active contour following to explore object shape with robot touch," in *2013 World Haptics Conference (WHC)*. IEEE, 2013, pp. 341–346.
- [54] K.-T. Yu, J. Leonard, and A. Rodriguez, "Shape and pose recovery from planar pushing," in *2015 IEEE/RSJ International Conference on Intelligent Robots and Systems (IROS)*. IEEE, 2015, pp. 1208–1215.
- [55] S. Suresh, M. Bauza, K.-T. Yu, J. G. Mangelson, A. Rodriguez, and M. Kaess, "Tactile slam: Real-time inference of shape and pose from planar pushing," in *2021 IEEE International Conference on Robotics and Automation (ICRA)*. IEEE, 2021, pp. 11 322–11 328.
- [56] P. Hebert, T. Howard, N. Hudson, J. Ma, and J. W. Burdick, "The next best touch for model-based localization," in *2013 IEEE International Conference on Robotics and Automation*. IEEE, 2013, pp. 99–106.
- [57] D. Xu, G. E. Loeb, and J. A. Fishel, "Tactile identification of objects using bayesian exploration," in *2013 IEEE international conference on robotics and automation*. IEEE, 2013, pp. 3056–3061.
- [58] A. Schneider, J. Sturm, C. Stachniss, M. Reisert, H. Burkhardt, and W. Burgard, "Object identification with tactile sensors using bag-of-features," in *2009 IEEE/RSJ International Conference on Intelligent Robots and Systems*. IEEE, 2009, pp. 243–248.
- [59] D. Driess, P. Englert, and M. Toussaint, "Active learning with query paths for tactile object shape exploration," in *2017 IEEE/RSJ international conference on intelligent robots and systems (IROS)*. IEEE, 2017, pp. 65–72.
- [60] S. Rajeswar, C. Ibrahim, N. Surya, F. Golemo, D. Vazquez, A. Courville, and P. O. Pinheiro, "Touch-based curiosity for sparse-reward tasks," *arXiv preprint arXiv:2104.00442*, 2021.
- [61] M. M. Zhang, N. Atanasov, and K. Daniilidis, "Active end-effector pose selection for tactile object recognition through monte carlo tree search," in *2017 IEEE/RSJ International Conference on Intelligent Robots and Systems (IROS)*. IEEE, 2017, pp. 3258–3265.
- [62] A. Bierbaum, M. Rambow, T. Asfour, and R. Dillmann, "Grasp affordances from multi-fingered tactile exploration using dynamic potential fields," in *2009 9th IEEE-RAS International Conference on Humanoid Robots*. IEEE, 2009, pp. 168–174.
- [63] J. A. Fishel and G. E. Loeb, "Bayesian exploration for intelligent identification of textures," *Frontiers in neurorobotics*, vol. 6, p. 4, 2012.
- [64] N. F. Lepora, U. Martinez-Hernandez, and T. J. Prescott, "Active touch for robust perception under position uncertainty," in *2013 IEEE International Conference on Robotics and Automation*. IEEE, 2013, pp. 3020–3025.
- [65] U. Martinez-Hernandez, T. J. Dodd, M. H. Evans, T. J. Prescott, and N. F. Lepora, "Active sensorimotor control for tactile exploration," *Robotics and Autonomous Systems*, vol. 87, pp. 15–27, 2017.
- [66] M. Kaboli, D. Feng, K. Yao, P. Lanillos, and G. Cheng, "A tactile-based framework for active object learning and discrimination using multimodal robotic skin," *IEEE Robotics and Automation Letters*, vol. 2, no. 4, pp. 2143–2150, 2017.
- [67] M. Kaboli, K. Yao, D. Feng, and G. Cheng, "Tactile-based active object discrimination and target object search in an unknown workspace," *Autonomous Robots*, vol. 43, pp. 123–152, 2019.
- [68] J. Xu, S. Song, and M. Ciocarlie, "Tandem: Learning joint exploration and decision making with tactile sensors," *IEEE Robotics and Automation Letters*, vol. 7, no. 4, pp. 10 391–10 398, 2022.
- [69] J. Xu, H. Lin, S. Song, and M. Ciocarlie, "Tandem3d: Active tactile exploration for 3d object recognition," in *2023 IEEE International Conference on Robotics and Automation (ICRA)*. IEEE, 2023, pp. 10 401–10 407.
- [70] J. Schulman, F. Wolski, P. Dhariwal, A. Radford, and O. Klimov, "Proximal policy optimization algorithms," *arXiv preprint arXiv:1707.06347*, 2017.
- [71] A. Vaswani, N. Shazeer, N. Parmar, J. Uszkoreit, L. Jones, A. N. Gomez, E. Kaiser, and I. Polosukhin, "Attention is all you need," *Advances in neural information processing systems*, vol. 30, 2017.
- [72] S. Hochreiter and J. Schmidhuber, "Long short-term memory," *Neural computation*, vol. 9, no. 8, pp. 1735–1780, 1997.
- [73] V. Makoviyshuk, L. Wawrzyniak, Y. Guo, M. Lu, K. Storey, M. Macklin, D. Hoeller, N. Rudin, A. Allshire, A. Handa *et al.*, "Isaac gym: High performance gpu-based physics simulation for robot learning," *arXiv preprint arXiv:2108.10470*, 2021.



Jingxi Xu is a fourth-year Ph.D. student in Computer Science at Columbia University. He completed his M.S. and B.Eng. degrees in Computer Science at the University of Edinburgh. His main research interest is at the intersection of robotics, machine learning, and computer vision. His most recent research projects include tactile sensing for robotic manipulation and machine learning for wearable robotics.



Matei Ciocarlie is an Associate Professor at Columbia University. He completed his Ph.D. and M.S. degrees at Columbia University, and his B.S. at the Polytechnic University of Bucharest. His main research interest is in reliable robotic performance in unstructured, human environments, looking to discover how artificial mechanisms can interact with the world as skillfully as biological organisms.



Yinsen Jia received the Master's degree in Electrical Engineering from Columbia University in 2023. Since 2023, he has been a PhD candidate in the Electrical and Computer Engineering Department at Duke University. His research aims to enhance robots' perception and self-control abilities through data-driven techniques and multi-modality representation learning.



Dongxiao Yang is a M.S. student in Mechanical Engineering at Columbia University, New York, NY. He is currently a student researcher at the Robotic Manipulation and Mobility Lab. He received his bachelor's degree in mechanical engineering from Shanghai Jiao Tong University, China. His research interest is robot perception and manipulation.



Patrick Meng earned the M.S. degree in Computer Science from Columbia University, New York, NY. While at Columbia, he was a student researcher in the Robotic Manipulation and Mobility Lab. Since 2023, he is a Ph.D. candidate in the Physics-aware Research for Autonomous Computation SYStems Lab at Rutgers University, New Brunswick, NJ. His research focuses on deep reinforcement learning and soft robots.



Xinyue Zhu is a junior at Columbia University, New York, NY and currently pursues a B.S. in Computer Science. Since fall 2023, she has been an active undergraduate researcher in the Robotic Manipulation and Mobility Lab. Her research interests within the lab center around robot learning and multi-modality learning, with a primary focus on enhancing robot perception and interaction in complex environments.



Zihan Guo is a master's student in Mechanical Engineering, specializing in Robotics and Control at Columbia University, New York, US. Prior to this, he completed his Bachelor's in Theoretical and Applied Mechanics at Sun Yat-sen University, Shenzhen, China, in 2022. His research interest is in robot learning, the design of soft robots, and the modeling and simulation of continuum manipulators, demonstrating his commitment to advancing the capabilities and applications of robotic systems.



Shuran Song is an Assistant Professor at Stanford University. She leads the Robotics and Embodied AI Lab at Stanford University. Her research interest is developing algorithms that enable intelligent systems to learn from their interactions with the physical world, and autonomously acquire the perception and manipulation skills necessary to execute complex tasks and assist people.