
STRUCTURED ENTITY EXTRACTION USING LARGE LANGUAGE MODELS

Haolun Wu^{1,2,*†}, Ye Yuan^{1,2,*†}, Liana Mikaelyan³, Alexander Meulemans^{4‡}
Xue Liu¹, James Hensman³, Bhaskar Mitra^{3†}

¹ McGill University, ² Mila - Quebec AI Institute, ³ Microsoft Research, ⁴ ETH Zürich

ABSTRACT

Recent advances in machine learning have significantly impacted the field of information extraction, with Large Language Models (LLMs) playing a pivotal role in extracting structured information from unstructured text. This paper explores the challenges and limitations of current methodologies in structured entity extraction and introduces a novel approach to address these issues. We contribute to the field by first introducing and formalizing the task of Structured Entity Extraction (SEE), followed by proposing Approximate Entity Set Overlap (AESOP) Metric designed to appropriately assess model performance on this task. Later, we propose a new model that harnesses the power of LLMs for enhanced effectiveness and efficiency through decomposing the entire extraction task into multiple stages. Quantitative evaluation and human side-by-side evaluation confirm that our model outperforms baselines, offering promising directions for future advancements in structured entity extraction.

1 Introduction

Information extraction refers to a broad family of challenging natural language processing (NLP) tasks that aim to extract structured information from unstructured text [Cardie, 1997, Eikvil, 1999, Chang et al., 2006, Sarawagi et al., 2008, Grishman, 2015, Niklaus et al., 2018, Nasar et al., 2018, Wang et al., 2018, Martinez-Rodriguez et al., 2020]. Examples of information extraction tasks include: (i) Named-entity recognition [Li et al., 2020], (ii) relation extraction [Kumar, 2017], (iii) event extraction [Li et al., 2022], and (iv) coreference resolution [Stylianou and Vlahavas, 2021, Liu et al., 2023], as well as higher-order challenges, such as automated knowledge base (KB) and knowledge graph (KG) construction from text [Weikum and Theobald, 2010, Ye et al., 2022, Zhong et al., 2023]. The latter may in turn necessitate solving a combination of the former more fundamental extraction tasks as well as require other capabilities like entity linking [Shen et al., 2014, 2021, Oliveira et al., 2021, Sevgili et al., 2022]. In this work, we focus on Structured Entity Extraction (SEE), another fundamental and challenging information extraction task and an important ingredient in automated KB construction.

We define a structured entity as a named entity with associated properties and relationships with other named-entities. Extracting a structured entity from unstructured text therefore combines named-entity recognition, entity-property extraction, relationship extraction, and coreference resolution. Fig. 1 shows an illustration of the structured entity extraction task. Given a text description, we aim to first identify the two entities mentioned “*Bill Gates*” and “*Microsoft*”. During this phase, we need to also address the local linking and identify that “*Bill Gates*” and “*Gates*” are the same entity. Then, given some predefined schema on the all possible entity types and property keys, the exact types, property keys, property values on all identified entities in the text are expected to be predicted, as well as the relations between these two entities (i.e., *Bill Gates* co-founded *Microsoft*). Such extracted structured entities may be further linked and merged to automatically construct KBs from text corpora. We present our formalization of the *structured entity extraction* task which lays the foundation for evaluation for this information extraction task. Along with this, we propose a new evaluation metric with numerous variants for measuring the similarity between the predicted set of entities and the ground truth set, which is appropriate for our task (see Sec. 3).

*Equal contribution with random order.

†Corresponding to haolun.wu@mail.mcgill.ca, ye.yuan3@mail.mcgill.ca, or bhaskar.mitra@microsoft.com.

‡Work done during a research internship at Microsoft Research.

In recent years, deep learning has garnered significant interest in the realm of information extraction tasks. Techniques based on deep learning for entity extraction have consistently outperformed traditional methods that rely on features and kernel functions, showcasing superior capability in feature extraction and overall accuracy [Yang et al., 2022]. Building upon these developments, our study employs large language models (LLMs) to tackle the challenge of structured entity extraction. We introduce a *Multi-stage Structured Entity Extraction* (MuSEE) model, a novel architecture that enhances both effectiveness and efficiency in this task. Our model decomposes the entire information extraction task into multiple stages, enabling parallel predictions within each stage for enhanced focus and accuracy. Additionally, we reduce the number of tokens needed for generation, which further improves the efficiency for both training and inference. Human side-by-side evaluations further confirm that our model’s effectiveness over baselines.

In summary, we offer the following principal contributions:

- We introduce and formalize the task of structured entity extraction within the realm of closed information extraction.
- We propose an evaluation metric with numerous variants tailored for assessing structured entity extraction.
- We propose a new model leveraging the capabilities of large language models (LLMs), improving the effectiveness and efficiency for structured entity extraction.

2 Related work

In this section, we first review two different settings of information extraction tasks: open and closed. We then explore how our task diverges from and intersects with existing information extraction endeavors.

Open information extraction (OIE), initially introduced by Banko et al. [2007], aims to extract relational triplets (*entity1*, *relation*, *entity2*) from unstructured text, where entities and relations are directly sourced from input sentences. The relations do not necessarily conform to a specific schema. In contrast, closed information extraction (CIE) aims to extract facts from natural language that align with a pre-defined schema of relations or entities Josifoski et al. [2022].

Our proposed structured entity extraction (SEE) operates within a closed setting, necessitating that all entity types and property keys adhere to a predefined schema. Unlike singular tasks such as named-entity recognition Li et al. [2020], relation extraction Kumar [2017], and event extraction Li et al. [2022], which focus on an individual aspect of information extraction, SEE undertakes to simultaneously address these three areas. It aims to comprehensively extract all entities, encompassing events and their associated properties. Additionally, SEE encompasses coreference resolution Stylianou and Vlahavas [2021], Liu et al. [2023], identifying when two mentions relate to the same entity. This is crucial for aggregating all properties related to a single entity, as illustrated in the introduction section. Given its multifaceted nature, SEE can be viewed as an integrated task that combines elements of named-entity recognition, entity-property extraction, relationship extraction, and coreference resolution. This integration allows for a more holistic approach to parsing and understanding structured information from unstructured texts.

Most existing works in information extraction focus on named-entity recognition and relation extraction. TextRunner Yates et al. [2007] has evolved unsupervised methods initially. Recent advancements uses manual annotations, and Transformer-based models Roy et al. [2019], Vasilkovsky et al. [2022], Kolluru et al. [2020a]. Sequence generation techniques, such as IMoJIE Kolluru et al. [2020b] and GEN2OIE Kolluru et al. [2022], have further refined OIE by transforming it into a sequence-to-sequence task Cui et al. [2018], Lu et al. [2023]. Some other works, like GenIE Josifoski et al. [2022], concentrate on a combination of named-entity recognition, relation extraction, and entity linking, where they assume a knowledge base is given. However, this assumption may not always hold, such as constructing a knowledge base from text. Therefore, our proposed structured entity extraction has more practical assumptions and will be helpful for a lot of higher level tasks.

3 Structured Entity Extraction

In this section, we first describe the formulation of our task, followed by detailing the Approximate Entity Set Overlap (AESOP) metric for evaluation.

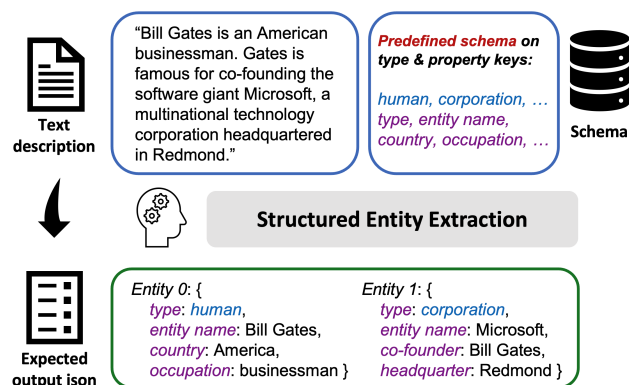


Figure 1: Illustration of the structured entity extraction task. Given a text description as well as some predefined schema containing all the candidates of entity types and property keys, our task aims to output a structured json for all entities in the text with their information.

3.1 Task Formulation

Given a document d , the goal of structured entity extraction is to generate a set of structured entities $\mathcal{E} = \{e_1, e_2, \dots, e_n\}$ that are mentioned in the document text. Each structured entity e is a dictionary of property keys $p \in \mathcal{P}$ and property values $v \in \mathcal{V}$, and let $v_{e,p}$ be the value of property p of entity e . In the most general setting, properties may be of different types—e.g., text, categorical, and numerical quantities. For simplification, in this current work we consider only text properties and hence \mathcal{V} is the set of all possible text property values.

So, the goal of the task then becomes to learn a function $f : d \rightarrow \mathcal{E}' = \{e'_1, e'_2, \dots, e'_m\}$, and we expect the predicted set \mathcal{E}' to be as close as possible to the target set \mathcal{E} , where the closeness is measured by some similarity metric $\Psi(\mathcal{E}', \mathcal{E})$. Note that the predicted set of entities \mathcal{E}' and the ground-truth set \mathcal{E} may differ in their cardinality, and our definition of Ψ should allow for the case when $|\mathcal{E}'| \neq |\mathcal{E}|$. Finally, both \mathcal{E}' and \mathcal{E} are unordered sets and hence we also want to define Ψ to be order-invariant over \mathcal{E}' and \mathcal{E} . As we do not need to constrain f to produce the entities in any strict order, it is reasonable for Ψ to assume the most optimistic ordering of \mathcal{E}' with respect to entity orderings in \mathcal{E} . We denote \vec{E}' and \vec{E} as some arbitrary but fixed ordering over items in prediction set \mathcal{E}' and ground-truth set \mathcal{E} for allowing indexing.

3.2 Approximate Entity Set Overlap (AESOP) Metric

We propose a formal definition of the Approximate Entity Set Overlap (AESOP) metric that is appropriate for our structured entity extraction task as below:

$$\Psi(\mathcal{E}', \mathcal{E}) = \frac{1}{\mu} \bigoplus_{i,j}^{m,n} \mathbf{F}_{i,j} \cdot \psi_{\text{ent}}(\vec{E}'_i, \vec{E}_j), \quad (1)$$

which is composed of two phases: (i) *optimal entity assignment* for obtaining the assignment matrix \mathbf{F} to let us know which entity in \mathcal{E}' is matched with which one in \mathcal{E} , and (ii) *pairwise entity comparison* through $\psi_{\text{ent}}(\vec{E}'_i, \vec{E}_j)$, which is a similarity measure defined between any two arbitrary entities e' and e . We demonstrate the details of these two phases in this section. We assume that Ψ is some aggregation \bigoplus over individual pairwise entity comparisons ψ_{ent} —e.g., \bigoplus may be a simple linear sum, and μ is some scaling factor described later.

Phase 1: Optimal Entity Assignment. The optimal entity assignment is directly derived from some matrix $\mathbf{F} \in \mathbb{R}^{m \times n}$, which is obtained by solving an assignment problem between \mathcal{E}' and \mathcal{E} . Here, the matrix \mathbf{F} is a binary matrix where each element $\mathbf{F}_{i,j}$ is 1 if the entity \vec{E}'_i is matched with the entity \vec{E}_j , and 0 otherwise. Before formulating the assignment problem, we need to first define some similarity matrix $\mathbf{S} \in \mathbb{R}^{m \times n}$ where each element $\mathbf{S}_{i,j}$ quantifies the similarity between the i -th entity in \vec{E}' and the j -th entity in \vec{E} for the assignment phase. This similarity can be based on various metrics, depending on the nature of the entities and the properties being compared.

Then the optimal assignment matrix \mathbf{F} is found by maximizing the following total similarity:

$$\mathbf{F} = \arg \max_{\mathbf{F}} \sum_{i=1}^m \sum_{j=1}^n \mathbf{F}_{i,j} \cdot \mathbf{S}_{i,j}, \quad (2)$$

subject to the following constraints to ensure a one-to-one assignment between entities in the prediction set and the ground truth set:

$$\mathbf{F}_{i,j} \in \{0, 1\}, \quad (3)$$

$$\sum_{i=1}^m \mathbf{F}_{i,j} \leq 1, \quad \forall j \in \{1, 2, \dots, n\}, \quad (4)$$

$$\sum_{j=1}^n \mathbf{F}_{i,j} \leq 1, \quad \forall i \in \{1, 2, \dots, m\}, \quad (5)$$

$$\sum_{i=1}^m \sum_{j=1}^n \mathbf{F}_{i,j} = \min\{m, n\}. \quad (6)$$

Phase 2: Pairwise Entity Comparison. After obtaining the optimal entity assignment, we focus on the individual pairwise entity comparison. We define $\psi_{\text{ent}}(\vec{E}'_i, \vec{E}_j)$ as a similarity metric between any two arbitrary entities e' and e from \mathcal{E}' and \mathcal{E} .

Similar to Eq. 1, the pairwise entity similarity function ψ_{ent} itself can be defined as some aggregate function \otimes over individual pairwise property similarity ψ_{prop} as follows:

$$\psi_{\text{ent}}(e', e) = \otimes_{p \in \mathcal{P}} \psi_{\text{prop}}(v_{e', p}, v_{e, p}), \quad (7)$$

where $\psi_{\text{prop}}(v_{e', p}, v_{e, p})$ can be defined as a Jaccard index [Murphy, 1996] between the predicted values (i.e., a list of tokens) for the corresponding properties, and \otimes can be defined as a linear average.

It should be noted that while both \mathbf{S} and ψ_{ent} are used to calculate similarities between pairs of entities, they do not need to be identical. For instance, during the entity assignment phase, it is more important to make sure the entity names are aligned, while it is more acceptable to treat all properties equally without differentiation during the pairwise entity comparison. The separation in the definitions of two similarity measures allows us to tailor our metric more precisely to the specific requirements of each phase of the process. Different variants for these metrics are demonstrated below.

3.3 Variants of AESOP

Here we introduce different variants of the AESOP metric, categorized based on two criteria: the method used for entity assignment in phase 1 and the normalization approach in phase 2. These variants allow for flexibility and adaptability to different scenarios and requirements in structured entity extraction tasks.

Variants Based on Entity Assignment in Phase 1. The first category of variants depends on the criteria used for matching entities between the predicted set \mathcal{E}' and the ground-truth set \mathcal{E} . We define three primary variants:

- **AESOP-ExactName:** Two entities are considered a match if their names are identical, disregarding case sensitivity. This variant is defined as $\mathbf{S}_{i,j} = 1$ if $v_{e'_i, \text{name}} = v_{e_j, \text{name}}$, otherwise 0.
- **AESOP-ApproxName:** Entities are matched based on the similarity of their “name” property values. This similarity can be measured using a text similarity metric, such as the Jaccard index.
- **AESOP-MultiProp:** Entities are matched based on the similarity of all their properties, with a much higher weight given to the “name” property due to its higher importance.

Variants Based on Normalization in Phase 2. The second category of variants involves different approaches to normalization in phase 2:

- **AESOP-Max** (default): The denominator is the maximum of the sizes of the target set and the predicted set, i.e., $\mu = \max\{m, n\}$.
- **AESOP-Precision:** The denominator is the size of the predicted set \mathcal{E}' , i.e., $\mu = m$.
- **AESOP-Recall:** The denominator is the size of the target set \mathcal{E} , i.e., $\mu = n$.

Given these choices, we can combine different entity assignment and normalization methods to create $3 \times 3 = 9$ variants of the AESOP metric. However, to avoid excessive complexity, we regard the three variants with “Max” as the default to report in the rest of this paper.

4 MuSEE: Multi-stage Structured Entity Extraction using large language models

In this section, we elaborate on the methodology for structured entity extraction using LLMs. We introduce a novel model architecture leveraging LLMs, *MuSEE*, for *Multi-stage Structured Entity Extaction*. MuSEE is built on an encoder-decoder architecture, whose pipeline incorporates two pivotal enhancements to improve effectiveness and efficiency: (i) *reducing output tokens* through introducing additional special tokens where each can be used to replace multiple tokens, and (ii) *multi-stage parallel generation* for making the model focus on a sub-task at each stage where all predictions within a stage can be processed parallelly.

Reducing output tokens. Our model condenses the output by translating entity types and property keys into unique, predefined tokens. Specifically, for the entity type, we add prefix “**ent_type_**”, while for each property key, we add prefix “**pk_**”. By doing so, the type and each property key on an entity is represented by a single token, which significantly reduces the number of output tokens during generation thus improving efficiency. For instance, if the original entity type is “*artificial object*” which is decomposed into 4 tokens (i.e., “_art”, “_if”, “_ical”, “_object”) using the T5 tokenizer, now we only need one special token, “**ent_type_artificial_object**”, to represent the entire sequence. All of these special tokens can be derived through the knowledge of some predefined schema before the model training.

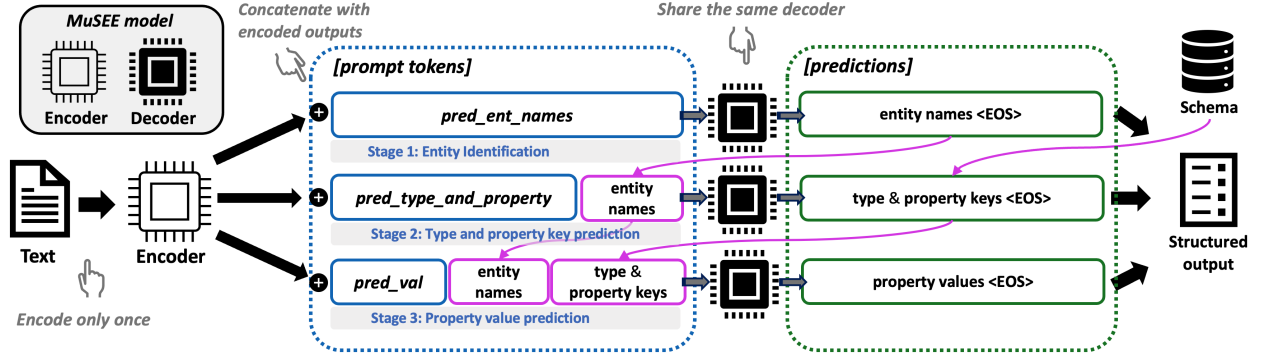


Figure 2: The pipeline of our proposed MuSEE model, which is built on an encoder-decoder architecture. The input text only needs to be encoded once. The decoder is shared for all the following three stages. All predictions within each stage can be processed in parallel, and teacher forcing enables parallelization even across stages during training.

Multi-stage parallel generation. In addition to reducing the number of generated tokens, MuSEE further decomposes the generation process into three stages: (i) identifying all entities in the text, (ii) determining entity types and property keys, and (iii) predicting property values. To demonstrate this pipeline more clearly, we use the same text shown in Fig. 1 as an example, where the structured entity extraction on this text can be decomposed as follows:

Stage 1: Entity Identification.

❖ [Text Description] \Rightarrow MuSEE \Rightarrow *pred_ent_names* “Bill Gates” “Microsoft” (EOS)

Stage 2: Type and property key prediction.

❖ [Text Description] \Rightarrow MuSEE \Rightarrow *pred_type_and_property* {“Bill Gates”} **ent_type_human pk_country pk_occupation** (EOS)
 ❖ [Text Description] \Rightarrow MuSEE \Rightarrow *pred_type_and_property* {“Microsoft”} **ent_type_corporation pk_cofounder pk_headquarter** (EOS)

Stage 3: Property value prediction.

❖ [Text Description] \Rightarrow MuSEE \Rightarrow *pred_val* {“Bill Gates”} {ent_type_human} {pk_country} **property values** (EOS)
 ❖ [Text Description] \Rightarrow MuSEE \Rightarrow *pred_val* {“Bill Gates”} {ent_type_human} {pk_occupation} **property values** (EOS)
 ❖ [Text Description] \Rightarrow MuSEE \Rightarrow *pred_val* {“Microsoft”} {ent_type_corporation} {pk_cofounder} **property values** (EOS)
 ❖ [Text Description] \Rightarrow MuSEE \Rightarrow *pred_val* {“Microsoft”} {ent_type_corporation} {pk_headquarter} **property values** (EOS)

Among the three stages depicted above, *pred_ent_names*, *pred_type_and_property*, and *pred_val* are special tokens to indicate the task. For each model prediction behavior, the first “ \Rightarrow ” indicates inputting the text into the encoder of MuSEE, while the second “ \Rightarrow ” means inputting the encoded outputs into the decoder. All tokens in blue are the prompt tokens input into the decoder which do not need to be predicted, while all tokens in bold are the model predictions. Notice that we do not need to predict the value for “type” and “name” in stage 3, since the type can be directly derived from the “ent_type_” special key itself, while the name is already obtained during stage 1. The tokens in the bracket “{..}” are also part of the prompt tokens and are obtained in different ways during training and inference. Specifically, during training, these inputs are obtained from the ground truth due to the teacher forcing training technique [Raffel et al., 2023]. Whereas during inference phase, these inputs are obtained from the output predictions from the previous stages (e.g., the entity names used in stage 2 is obtained from the prediction of stage 1, while the special tokens of type and property key used in stage 3 are deriving from the output of stage 2). The full training loss is a combination of three cross-entropy losses, one for each stage. An illustration for our model’s pipeline is shown in Fig. 2.

Benefits for Training and Inference. MuSEE’s unique design benefits both training and inference. In particular, each stage in MuSEE is finely tuned to concentrate on a specific facet of the extraction process, thereby enhancing the overall effectiveness. Most importantly, all predictions within the same stage can be processed in parallel thus largely

improving efficiency. The adoption of a teacher forcing strategy enables parallel training even across different stages, further enhancing training efficiency. During inference, the model’s approach to breaking down long sequences into shorter segments significantly reduces the generation time. It is also worthy to mention that each text in the above three stages needs to be encoded only once by the MuSEE’s encoder, where the encoded output is repeatedly utilized across different stages. This streamlined approach ensures a concise and clear delineation of entity and property information, facilitating the transformation of unstructured text into a manageable and structured format.

5 Experiments

In this section, we describe how the datasets are constructed for the structured entity extraction task, followed by the discussion of baseline methods and training details.

5.1 Data

The main focus is on constructing high-quality datasets tailored for structured entity extraction tasks. We build two datasets: one is Wikidata-based dataset, and another one is GPT4-based dataset.

Wikidata-based dataset. This dataset is inspired by methodologies employed in previous works such as WikiNRE Trisedya et al. [2019], T-REx Elshahar et al. [2018], REBEL Huguet Cabot and Navigli [2021], leveraging extensive information available on Wikipedia and Wikidata. The primary objective centers around establishing systematic alignments between textual content in Wikipedia articles, hyperlinks embedded within these articles, and their associated entities and properties as cataloged in Wikidata. This procedure is divided into three steps: (i) *Parsing Articles*: We commence by parsing English Wikipedia articles from the dump file⁴, focusing specifically on text descriptions and omitting disambiguation and redirect pages. The text from each selected article is purified of Wiki markup to extract plain text, and hyperlinks within these articles are identified as associated entities. Subsequently, the text descriptions are truncated to the initial ten sentences, with entity selection confined to those referenced within this truncated text. This approach ensures a more concentrated and manageable dataset. (ii) *Mapping Wikidata IDs to English Labels*: Concurrently, we process the Wikidata dump¹ file to establish a mapping (termed as the *id-label map*) between Wikidata IDs and their corresponding English labels. This mapping allows for efficient translation of Wikidata IDs to their English equivalents. (iii) *Interconnecting Wikipedia articles with Wikidata properties*: For each associated entity within the text descriptions, we utilize Wikidatas API to ascertain its properties and retrieve their respective Wikidata IDs. The previously established *id-label map* is then employed to convert these property IDs into English labels. Each entity’s type is determined using the value associated with *instance of (P31)*. Given the highly specific nature of these entity types (e.g., *small city (Q18466176)*, *town (Q3957)*, *big city (Q1549591)*), we implement a recursive merging process to generalize these types into broader categories, referencing the *subclass of (P279)* property. Specifically, we first construct a hierarchical taxonomy tree. Each node within this tree structure represents an entity type, annotated with a count reflecting the total number of entities it encompasses. Second, a priority queue is utilized, where nodes are sorted in descending order based on their entity count. We determine whether the top n nodes represent an ideal set of entity types, ensuring the resulted entity types are not extremely specific. Two key metrics are considered for this evaluation: the percentage of total entities encompassed by the top n nodes, and the skewness of the distribution of each entity type’s counts within the top n nodes. If the distribution is skewed, we then execute a procedure of dequeuing the top node and enqueueing its child nodes back into the priority queue. This iterative process allows for a dynamic exploration of the taxonomy, ensuring that the most representative nodes are always at the forefront. Finally, our Wikidata-based dataset is refined to contain the top-10 (i.e., $n = 10$) most prevalent entity types according to our hierarchical taxonomy tree and top-10 property keys in terms of occurrence frequency, excluding entity name and type. The 10 entity types are *talk*, *system*, *spatio-temporal entity*, *product*, *natural object*, *human*, *geographical feature*, *corporate body*, *concrete object*, and *artificial object*. The 10 property keys are *capital*, *family name*, *place of death*, *part of*, *location*, *country*, *given name*, *languages spoken*, *written or signed*, *occupation*, and *named after*.

GPT4-based dataset. Recent works have shown that pretrained large language models are capable of performing open information extraction when fine-tuned with specific instructions Lu et al. [2023]. In our approach to dataset construction, we adapt their methodologies by replacing instruction tuning with the technique of prompt engineering. We employ GPT-4 to extract the associated structured entities from the articles in a zero-shot manner, creating the GPT4-based dataset. The pre-defined schema, including all entity types and property keys, is explicitly written in the text prompt. We also ask GPT-4 to produce sets of entities in JSON format directly. See Appendix A for details. Given the text prompt, GPT-4 adeptly identifies entities, along with their corresponding properties and values, which become the ground-truth labels in this GPT4-based dataset. In the development of our GPT4-based dataset, we adopt the entity

⁴The version of the Wikipedia and Wikidata dump files utilized in our study are 20230720, representing the most recent version available during the development of our work.

types and property keys found in the Wikidata-based dataset as our predefined schema. Despite this straightforward approach, it’s noteworthy that the count of associated entities for the same article can vary between the two datasets, thereby offering complementary perspectives. Illustrative examples of this phenomenon are presented in Appendix B.

It is worthy to mention that the existing datasets, like Wiki-NRE, T-REx, and REBEL, might not be ideally suited for the structured entity extraction task. In the case of Wiki-NRE, the textual descriptions typically consist of just one sentence, whereas our focus is on analyzing paragraphs that encompass multiple sentences. Although T-REx and REBEL mitigate this issue by using abstracts from DBpedia and Wikipedia respectively, they do not process entity types in the same manner as our Wikidata-based dataset, making it adhere to the highly specific nature of Wikidata itself. Therefore, Wikidata-based and GPT4-based datasets are expected to contribute to the advancement of structured entity extraction methodologies in the future. Detailed statistics of both datasets are given in Appendix C.

5.2 Baseline

In our study, we benchmark our methodology against two distinct classes of baseline approaches. The first category considers adaptations from general seq2seq task models: (i) LLM-JSON: this approach involves fine-tuning pre-trained language models. The input is a textual description, and the output is the string format JSON containing all entities. The second category includes techniques designed for different information extraction tasks, which we adapt to address our challenge: (ii) GEN2OIE Kolluru et al. [2022], which employs a two-stage generative model initially outputs relations for each sentence, followed by all extractions in the subsequent stage; (iii) IMoJIE Kolluru et al. [2020b], an extension of CopyAttention Cui et al. [2018], which sequentially generates new extractions based on previously extracted tuples; (iv) GenIE Josifoski et al. [2022], an end-to-end autoregressive generative model, implements a bi-level constrained generation strategy to produce triplets that align with a predefined schema for both relations and entities. In Structured Entity Extraction, while the relations (property keys) follow a predefined schema, the entities themselves do not have such predefined schema. Therefore, we modify this approach by removing entity constraints, maintaining only the predefined relations for a fair comparison.

5.3 Training

We adopt the same training settings for all methods unless otherwise specified. We employ the pre-trained T5-Base (T5-B) and T5-Large (T5-L) models Raffel et al. [2023] as the base model underlying every method discussed in section 5.2 and our proposed MuSEE. For LLM-JSON and MuSEE, both are trained with the Low-Rank Adaptation (LoRA) Hu et al. [2021], where $r = 16$ and $\alpha = 32$. For optimization process, we employ a linear warm up and the Adam optimizer Kingma and Ba [2017] with learning rates of $3e-4$ and $1e-4$, weight decays of $1e-2$ and 0, for T5-B and T5-L, respectively. For GEN2OIE, IMoJIE, and GenIE, we follow all training details of their original implementation, except learning rates of $3e-4$ and $1e-4$, weight decays of $1e-2$ and 0, for T5-B and T5-L, respectively. All experiments are run on a single NVIDIA A100 GPU.

6 Results

In this section, we show the results from both quantitative evaluation and human side-by-side evaluation.

6.1 Quantitative Evaluation

Effectiveness comparison. The overall effectiveness comparison is shown in Table 1. The results demonstrate the enhanced performance of the MuSEE model across all metrics when compared to the baseline models. In particular, the MuSEE model achieves the highest AESOP-MultiProp-Max scores of 46.95 (T5-B) and 50.94 (T5-L) on the Wikidata-based dataset, and 53.13 (T5-B) and 54.17 (T5-L) on the GPT4-based dataset. These scores significantly surpass those of the competing models, indicating a more effective entity extraction capability of MuSEE. The AESOP-MultiProp-recision and AESOP-MultiProp-Recall metrics further underscore the efficacy of the MuSEE model. For instance, in the Wikidata-based dataset, MuSEE (T5-B) achieves a AESOP-MultiProp-Precision of 53.00 and a AESOP-MultiProp-Recall of 61.75. Similar improvements are observed in the GPT4-based dataset, where MuSEE not only leads in AESOP-MultiProp-Precision but also achieves the highest AESOP-MultiProp-Recall scores, emphasizing its capacity to accurately identify and extract relevant entities from the text. As discussed in Sec. 4, our MuSEE model is centered around two main enhancements: reducing output tokens and multi-stage parallel generation. By simplifying output sequences, MuSEE tackles the challenge of managing long sequences that often hinder baseline models, like LLM-JSON, GenIE, IMoJIE, thus reducing errors associated with sequence length. Additionally, by breaking down the extraction process into three focused stages, MuSEE efficiently processes each aspect of entity extraction, leveraging contextual clues for more accurate predictions. In contrast, GEN2OIE’s two-stage approach, though similar, falls short because it extracts relations first and then attempts to pair entities with these relations. This approach may not

Table 1: The overall results of different models for the structured entity extraction task. Each metric is shown in percentage (%). The last column shows the inference efficiency, measured by the number of samples the model can process per second. Our model has a statistical significance for $p \leq 0.01$ compared to the best baseline (labelled with *) based on the paired t-test.

Model	Wikidata-based AESOP-MultiProp-			GPT4-based AESOP-MultiProp-			samples / sec
	Max	Precision	Recall	Max	Precision	Recall	
LLM-JSON (T5-B)	36.98	43.38	46.98	42.16	48.66	49.18*	19.08
GEN2OIE (T5-B)	37.07	43.16	45.48	40.28	45.67	47.32	28.21*
IMoJIE (T5-B)	37.08	42.38	46.56	41.27	48.37	48.56	5.36
GenIE (T5-B)	40.60*	56.88	50.61*	43.57*	57.10*	47.23	10.19
MuSEE (T5-B)	46.95	<u>53.00</u>	61.75	53.13	58.92	59.85	52.93
LLM-JSON (T5-L)	38.19	45.44	47.74	44.88*	52.59	49.27*	11.24
GEN2OIE (T5-L)	38.25	45.02	46.58	42.38	49.61	44.37	18.56*
IMoJIE (T5-L)	38.18	45.22	47.57	41.92	50.97	45.85	3.73
GenIE (T5-L)	43.50*	60.23	53.75*	43.56	56.85*	47.21	5.09
MuSEE (T5-L)	50.94	<u>60.11</u>	61.68	54.17	62.28	63.15	33.96

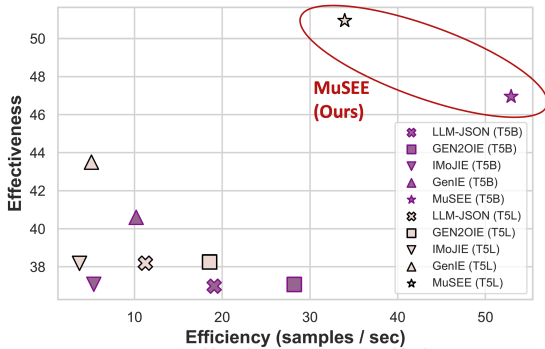


Figure 3: An overall effectiveness-and-efficiency comparison across models on Wikidata-based Dataset. MuSEE strongly outperforms all baselines on both measures. The effectiveness is measured by AESOP-MultiProp-Max.

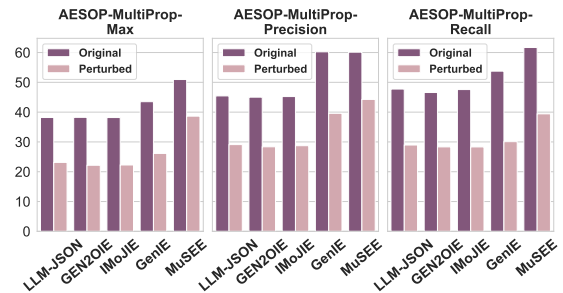


Figure 4: Grounding check across models on the Wikidata-based dataset. MuSEE shows the least performance drop on the perturbed version of data compared to other baselines.

effectively address the coreference resolution problem, leading to lower performance. Supplemental ablation study is provided in Appendix D.

Efficiency comparison. As shown in the last column of Table 1, we provide a comparison on the inference efficiency, measured in the number of samples the model can process per second. The MuSEE model outperforms all baseline models in terms of efficiency, processing 52.93 samples per second with T5-B and 33.96 samples per second with T5-L. It shows a 10x speed up compared to IMoJIE, and a 5x speed up compared to the strongest baseline GenIE. This high efficiency can be attributed to MuSEE’s architecture, specifically its multi-stage parallel generation feature. By breaking down the task into parallelizable stages, MuSEE minimizes computational overhead, allowing for faster processing of each sample. The benefit of this design can be also approved by the observation that the other multi-stage model, GEN2OIE, shows the second highest efficiency.

To better illustrate our model’s strength, we show the scatter plots comparing all models with various backbones in Fig. 3 on both the effectiveness and the efficiency. We choose the Wikidata-based dataset and the effectiveness is measured by AESOP-MultiProp-Max. As depicted, our model outperforms all baselines with a large margin. This advantage makes MuSEE particularly suitable for applications requiring rapid processing of large volumes of data, such as processing web-scale datasets, or integrating into interactive systems where response time is critical.

Grounding check. As the family of T5 models are pre-trained on Wikipedia corpus Raffel et al. [2023], we are curious whether the models are extracting information from the given textual description, or they are leveraging their prior knowledge to generate information that cannot be grounded to the given texts. We develop a simple approach to do this grounding check by perturbing the original test dataset with the following strategy. We first systematically extract and categorize all entities and their respective properties, based on their entity types. Then, we generate a perturbed version of the dataset, by randomly modifying entity properties based on the categorization we built. We introduce

controlled perturbations into the dataset by selecting alternative property values from the same category but different entities, and subsequently replacing the original values in the texts. The experimental results from our grounding study on the Wikidata-based dataset, as illustrated in Fig. 4, reveal insightful findings regarding the performance of various models under the AESOP-MultiProp-Max, AESOP-MultiProp-Precision, and AESOP-MultiProp-Recall. Our model, MuSEE, shows the smallest performance gap between the perturbed data and the original data compared to its counterparts, suggesting its stronger capability to understand and extract structured information from given texts.

Property-level performance comparison. The radar plots presented in Fig. 5 provide a property-level performance comparison, illustrating that our model, MuSEE, consistently outperforms others across almost all properties in both datasets. On some frequent properties like *type* and *entity name*, MuSEE can further improve the performance. It also outperforms all models on some less frequent properties, notably, *capital* in the Wikidata-based dataset. However, all models, including MuSEE, have a lower performance on some properties such as *place of death* and *occupation* compared to other properties, likely related to their sparsity in the dataset. The statistics of property frequencies of each dataset is shown in Appendix C.

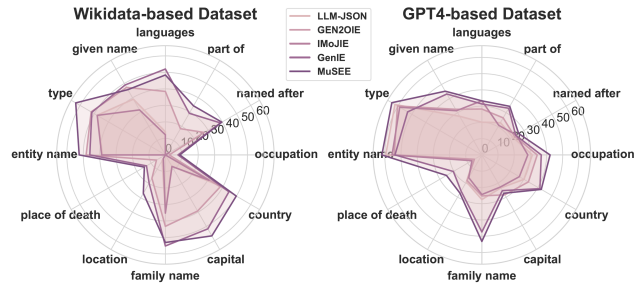


Figure 5: A fine-grained performance comparison across models on different properties. MuSEE shows the strongest performance on almost all properties.

6.2 Human Evaluation

For further analysis of our approach, we randomly select 400 test passages from the Wikidata-based dataset, and generate outputs of our model MuSEE and the strongest baseline GenIE. Human evaluators are presented with a passage and two randomly flipped extracted sets of entities with properties. Evaluators are then prompted to choose the output they prefer or express no preference based on following criteria:

- *Completeness*: Which set of entities includes all relevant entities and has the fewest missing important entities? Which set of entities is more useful for further analysis or processing? Focus on the set that contains less unimportant and/or irrelevant entities.
- *Correctness*: Which set of entities more correctly represents the information in the passage? Focus on consistency with the context of the passage. Do extracted properties correctly represent each entity or are there more specific property values available? Are property values useful?
- *Hallucinations*: Which set of entities contains less hallucinations? That is, are there any entities or property values that do not exist in the passage or cannot be inferred from the text?

Among all 400 passages, the output of MuSEE is preferred 61.75% on the completeness, 59.32% on the correctness, and 57.13% on the hallucinations. These observations provide additional confirm to the quantitative results that our model significantly outperform the existing baselines. Case study on this evaluation is shown in Appendix E.

7 Conclusion

We introduce and formalize a new task, structured entity extraction, which is a combination of named-entity recognition, entity-property extraction, relationship extraction, and coreference resolution. We then propose the Approximate Entity Set Overlap (AESOP) Metric designed for this task. Based upon, we introduce a Multi-stage Structured Entity Extraction (MuSEE) model, a novel model architecture that enhances both effectiveness and efficiency. Both quantitative evaluation and human side-by-side evaluation confirms our model’s effectiveness and efficiency on this task.

References

- Claire Cardie. Empirical methods in information extraction. *AI magazine*, 18(4):65–65, 1997.
- Line Eikvil. Information extraction from world wide web-a survey. Technical report, Technical Report 945, Norwegian Computing Center, 1999.
- Chia-Hui Chang, Mohammed Kayed, Moheb R Girgis, and Khaled F Shaalan. A survey of web information extraction systems. *IEEE transactions on knowledge and data engineering*, 18(10):1411–1428, 2006.
- Sunita Sarawagi et al. Information extraction. *Foundations and Trends® in Databases*, 1(3):261–377, 2008.
- Ralph Grishman. Information extraction. *IEEE Intelligent Systems*, 30(5):8–15, 2015.
- Christina Niklaus, Matthias Cetto, André Freitas, and Siegfried Handschuh. A survey on open information extraction. In *Proceedings of the 27th International Conference on Computational Linguistics*, pages 3866–3878, 2018.
- Zara Nasar, Syed Waqar Jaffry, and Muhammad Kamran Malik. Information extraction from scientific articles: a survey. *Scientometrics*, 117:1931–1990, 2018.
- Yanshan Wang, Liwei Wang, Majid Rastegar-Mojarad, Sungrim Moon, Feichen Shen, Naveed Afzal, Sijia Liu, Yuqun Zeng, Saeed Mehrabi, Sunghwan Sohn, et al. Clinical information extraction applications: a literature review. *Journal of biomedical informatics*, 77:34–49, 2018.
- Jose L Martinez-Rodriguez, Aidan Hogan, and Ivan Lopez-Arevalo. Information extraction meets the semantic web: a survey. *Semantic Web*, 11(2):255–335, 2020.
- Jing Li, Aixin Sun, Jianglei Han, and Chenliang Li. A survey on deep learning for named entity recognition. *IEEE Transactions on Knowledge and Data Engineering*, 34(1):50–70, 2020.
- Shantanu Kumar. A survey of deep learning methods for relation extraction. *arXiv preprint arXiv:1705.03645*, 2017.
- Qian Li, Jianxin Li, Jiawei Sheng, Shiyao Cui, Jia Wu, Yiming Hei, Hao Peng, Shu Guo, Lihong Wang, Amin Beheshti, et al. A survey on deep learning event extraction: Approaches and applications. *IEEE Transactions on Neural Networks and Learning Systems*, 2022.
- Nikolaos Stylianou and Ioannis Vlahavas. A neural entity coreference resolution review. *Expert Systems with Applications*, 168:114466, 2021.
- Ruicheng Liu, Rui Mao, Anh Tuan Luu, and Erik Cambria. A brief survey on recent advances in coreference resolution. *Artificial Intelligence Review*, pages 1–43, 2023.
- Gerhard Weikum and Martin Theobald. From information to knowledge: harvesting entities and relationships from web sources. In *Proceedings of the twenty-ninth ACM SIGMOD-SIGACT-SIGART symposium on Principles of database systems*, pages 65–76, 2010.
- Hongbin Ye, Ningyu Zhang, Hui Chen, and Huajun Chen. Generative knowledge graph construction: A review. In *Proceedings of the 2022 Conference on Empirical Methods in Natural Language Processing*, pages 1–17, 2022.
- Lingfeng Zhong, Jia Wu, Qian Li, Hao Peng, and Xindong Wu. A comprehensive survey on automatic knowledge graph construction. *arXiv preprint arXiv:2302.05019*, 2023.
- Wei Shen, Jianyong Wang, and Jiawei Han. Entity linking with a knowledge base: Issues, techniques, and solutions. *IEEE Transactions on Knowledge and Data Engineering*, 27(2):443–460, 2014.
- Wei Shen, Yuhan Li, Yanan Liu, Jiawei Han, Jianyong Wang, and Xiaojie Yuan. Entity linking meets deep learning: Techniques and solutions. *IEEE Transactions on Knowledge and Data Engineering*, 2021.
- Italo L Oliveira, Renato Fileto, René Speck, Luís PF Garcia, Diego Moussallem, and Jens Lehmann. Towards holistic entity linking: Survey and directions. *Information Systems*, 95:101624, 2021.
- Özge Sevgili, Artem Shelmanov, Mikhail Arkhipov, Alexander Panchenko, and Chris Biemann. Neural entity linking: A survey of models based on deep learning. *Semantic Web*, 13(3):527–570, 2022.
- Yang Yang, Zhilei Wu, Yuexiang Yang, Shuangshuang Lian, Fengjie Guo, and Zhiwei Wang. A survey of information extraction based on deep learning. *Applied Sciences*, 12(19):9691, 2022.
- Michele Banko, Michael J. Cafarella, Stephen Soderland, Matt Broadhead, and Oren Etzioni. Open information extraction from the web. In *Proceedings of the 20th International Joint Conference on Artificial Intelligence, IJCAI’07*, page 2670–2676, San Francisco, CA, USA, 2007. Morgan Kaufmann Publishers Inc.
- Martin Josifoski, Nicola De Cao, Maxime Peyrard, Fabio Petroni, and Robert West. Genie: Generative information extraction, 2022.

- Alexander Yates, Michele Banko, Matthew Broadhead, Michael Cafarella, Oren Etzioni, and Stephen Soderland. TextRunner: Open information extraction on the web. In Bob Carpenter, Amanda Stent, and Jason D. Williams, editors, *Proceedings of Human Language Technologies: The Annual Conference of the North American Chapter of the Association for Computational Linguistics (NAACL-HLT)*, pages 25–26, Rochester, New York, USA, April 2007. Association for Computational Linguistics. URL <https://aclanthology.org/N07-4013>.
- Arpita Roy, Youngja Park, Taesung Lee, and Shimei Pan. Supervising unsupervised open information extraction models. In Kentaro Inui, Jing Jiang, Vincent Ng, and Xiaojun Wan, editors, *Proceedings of the 2019 Conference on Empirical Methods in Natural Language Processing and the 9th International Joint Conference on Natural Language Processing (EMNLP-IJCNLP)*, pages 728–737, Hong Kong, China, November 2019. Association for Computational Linguistics. doi:10.18653/v1/D19-1067. URL <https://aclanthology.org/D19-1067>.
- Michael Vasilkovsky, Anton Alekseev, Valentin Malykh, Ilya Shenbin, Elena Tutubalina, Dmitriy Salikhov, Mikhail Stepanov, Andrey Chertok, and Sergey Nikolenko. Detie: Multilingual open information extraction inspired by object detection, 2022.
- Keshav Kolluru, Vaibhav Adlakha, Samarth Aggarwal, Mausam, and Soumen Chakrabarti. Openie6: Iterative grid labeling and coordination analysis for open information extraction, 2020a.
- Keshav Kolluru, Samarth Aggarwal, Vipul Rathore, Mausam, and Soumen Chakrabarti. Imojie: Iterative memory-based joint open information extraction, 2020b.
- Keshav Kolluru, Muqeeth Mohammed, Shubham Mittal, Soumen Chakrabarti, and Mausam. Alignment-augmented consistent translation for multilingual open information extraction. In Smaranda Muresan, Preslav Nakov, and Aline Villavicencio, editors, *Proceedings of the 60th Annual Meeting of the Association for Computational Linguistics (Volume 1: Long Papers)*, pages 2502–2517, Dublin, Ireland, May 2022. Association for Computational Linguistics. doi:10.18653/v1/2022.acl-long.179. URL <https://aclanthology.org/2022.acl-long.179>.
- Lei Cui, Furu Wei, and Ming Zhou. Neural open information extraction, 2018.
- Keming Lu, Xiaoman Pan, Kaiqiang Song, Hongming Zhang, Dong Yu, and Jianshu Chen. Pivoine: Instruction tuning for open-world information extraction. *arXiv preprint arXiv:2305.14898*, 2023.
- Allan H Murphy. The finley affair: A signal event in the history of forecast verification. *Weather and forecasting*, 11(1): 3–20, 1996.
- Colin Raffel, Noam Shazeer, Adam Roberts, Katherine Lee, Sharan Narang, Michael Matena, Yanqi Zhou, Wei Li, and Peter J. Liu. Exploring the limits of transfer learning with a unified text-to-text transformer, 2023.
- Bayu Distiawan Trisedya, Gerhard Weikum, Jianzhong Qi, and Rui Zhang. Neural relation extraction for knowledge base enrichment. In Anna Korhonen, David Traum, and Lluís Màrquez, editors, *Proceedings of the 57th Annual Meeting of the Association for Computational Linguistics*, pages 229–240, Florence, Italy, July 2019. Association for Computational Linguistics. doi:10.18653/v1/P19-1023. URL <https://aclanthology.org/P19-1023>.
- Hady Elsahar, Pavlos Vougiouklis, Arslan Remaci, Christophe Gravier, Jonathon Hare, Frederique Laforest, and Elena Simperl. T-REx: A large scale alignment of natural language with knowledge base triples. In Nicoletta Calzolari, Khalid Choukri, Christopher Cieri, Thierry Declerck, Sara Goggi, Koiti Hasida, Hitoshi Isahara, Bente Maegaard, Joseph Mariani, Hélène Mazo, Asuncion Moreno, Jan Odijk, Stelios Piperidis, and Takenobu Tokunaga, editors, *Proceedings of the Eleventh International Conference on Language Resources and Evaluation (LREC 2018)*, Miyazaki, Japan, May 2018. European Language Resources Association (ELRA). URL <https://aclanthology.org/L18-1544>.
- Pere-Lluís Huguet Cabot and Roberto Navigli. REBEL: Relation extraction by end-to-end language generation. In Marie-Francine Moens, Xuanjing Huang, Lucia Specia, and Scott Wen-tau Yih, editors, *Findings of the Association for Computational Linguistics: EMNLP 2021*, pages 2370–2381, Punta Cana, Dominican Republic, November 2021. Association for Computational Linguistics. doi:10.18653/v1/2021.findings-emnlp.204. URL <https://aclanthology.org/2021.findings-emnlp.204>.
- Edward J. Hu, Yelong Shen, Phillip Wallis, Zeyuan Allen-Zhu, Yuanzhi Li, Shean Wang, Lu Wang, and Weizhu Chen. Lora: Low-rank adaptation of large language models, 2021.
- Diederik P. Kingma and Jimmy Ba. Adam: A method for stochastic optimization, 2017.

A GPT4-based Dataset Prompt

Following is the prompt used to generate our GPT4-based dataset:

Prompt: “You are an information extraction system. You respond to each message with a json-formatted summary of useful named entities in the message. Each named entity appears as one entry in a json-formatted list, and the properties of that entry include entity name, type, and other properties. Ignore unimportant entities, e.g., of type formatting, citations, and references. The types of entities that we are most interested in are human, artificial object, spatio-temporal entity, corporate body, concrete object, talk, geographical feature, natural object, product, system. The properties (of the entities) we’re most interested in are given name, family name, country, part of, location, languages spoken, written or signed, named after, capital, place of death, occupation, type, entity name.”

Important: you only include entities and their properties that appear in the text.

B Illustrations of Wikidata-based and GPT4-based Datasets

In this section, we present two instances from our datasets for demonstration. These instances vividly demonstrate the variation in the number of related entities for the identical article across the two datasets. Furthermore, even if the entity count is the same, the specific entities and their corresponding attributes can significantly differ. The complementary nature of these two datasets enhances the robustness of our experimental setup.

Text Description: Benton County is a county within the Northwest Arkansas region with a culture, economy, and history that have transitioned from rural and agricultural to suburban and white collar since the growth of Walmart, which is headquartered in Benton County. Created as Arkansas’s 35th county on September 30, 1836, Benton County contains thirteen incorporated municipalities, including Bentonville, the county seat, and Rogers, the most populous city. The county was named after Thomas Hart Benton, a U.S. Senator from Missouri influential in Arkansas statehood. The county is located within the gently rolling terrain of the Springfield Plateau, a subset of the Ozark Mountains. Much of eastern Benton County is located along Beaver Lake, a reservoir of the White River. The county contains three protected areas: Logan Cave National Wildlife Refuge, Pea Ridge National Military Park, and Devil’s Eyebrow Natural Area, as well as parts of the Ozark National Forest, Hobbs State Park – Conservation Area, and two state wildlife management areas. Other historical features such as log cabins, one-room school houses, community centers, and museums describe the history and culture of Benton County. Benton County occupies and contained a population of 284,333 people in 100,749 households as of the 2020 Census, ranking it tenth in size and second in population among the state’s 75 counties.

Wikidata-based:

```
{
  "0": {
    "type": "geographical feature",
    "entity name": "Missouri"
  },
  "1": {
    "type": "natural object",
    "entity name": "Logan Cave National Wildlife Refuge"
  },
  "2": {
    "type": "artificial object",
    "entity name": "Northwest Arkansas"
  },
  "3": {
    "type": "product",
    "entity name": "Walmart",
    "location": "Rogers"
  }
}
```

GPT4-based:

```
{
```

```

"0": {
  "part of": "St. Cloud Metropolitan Statistical Area",
  "location": "East Central part of Minnesota",
  "country": "U.S.",
  "capital": "Foley",
  "type": "geographical feature",
  "entity name": "Benton County"
},
"1": {
  "part of": "Minneapolis-St. Paul Combined Statistical Area",
  "type": "spatio-temporal entity",
  "entity name": "St. Cloud Metropolitan Statistical Area"
},
"2": {
  "type": "spatio-temporal entity",
  "entity name": "Minneapolis-St. Paul Combined Statistical Area"
},
"3": {
  "named after": "Benton County",
  "occupation": "United States Senator",
  "country": "Missouri",
  "type": "human",
  "entity name": "Thomas Hart Benton"
}
}

```

Text Description: Acadia National Park is an American national park located along the mid-section of the Maine coast, southwest of Bar Harbor. The park preserves about half of Mount Desert Island, part of the Isle au Haut, the tip of the Schoodic Peninsula, and portions of 16 smaller outlying islands. It protects the natural beauty of the rocky headlands, including the highest mountains along the Atlantic coast. Acadia boasts a glaciated coastal and island landscape, an abundance of habitats, a high level of biodiversity, clean air and water, and a rich cultural heritage. The park contains the tallest mountain on the Atlantic Coast of the United States (Cadillac Mountain), exposed granite domes, glacial erratics, U-shaped valleys, and cobble beaches. Its mountains, lakes, streams, wetlands, forests, meadows, and coastlines contribute to a diversity of plants and animals. Woven into this landscape is a historic carriage road system financed by John D. Rockefeller Jr. In total, it encompasses. Acadia has a rich human history, dating back more than 10,000 years ago with the Wabanaki people.

Wikidata-based:

```

{
  "0": {
    "type": "natural object",
    "entity name": "Schoodic Peninsula"
  },
  "1": {
    "type": "natural object",
    "entity name": "Cadillac Mountain"
  },
  "2": {
    "type": "geographical feature",
    "entity name": "Maine"
  }
}

```

GPT4-based:

```

{
  "0": {

```

```

    "part of": "United States",
    "location": "Maine coast, southwest of Bar Harbor",
    "entity name": "Acadia National Park",
    "type": "geographical feature"
  },
  "1": {
    "part of": "Acadia National Park",
    "type": "geographical feature",
    "entity name": "Mount Desert Island"
  },
  "2": {
    "part of": "Acadia National Park",
    "type": "geographical feature",
    "entity name": "Isle au Haut"
  },
  "3": {
    "part of": "Acadia National Park",
    "type": "geographical feature",
    "entity name": "Schoodic Peninsula"
  },
  "4": {
    "location": "Acadia National Park",
    "entity name": "Cadillac Mountain",
    "type": "geographical feature"
  },
  "5": {
    "occupation": "financier of the historic carriage road system
      in Acadia National Park",
    "type": "human",
    "entity name": "John D. Rockefeller Jr."
  },
  "6": {
    "location": "Acadia National Park",
    "entity name": "Wabanaki people",
    "type": "human"
  }
}

```

C Statistics of Wikidata-based and GPT4-based Datasets

The dataset statistics presented in Table 2 compare Wikidata-based and GPT4-based datasets. Both datasets feature a minimum of one entity per sample, but they differ in their average and maximum number of entities, with the GPT-4-based dataset showing a higher mean of 10.37 entities compared to 3.84 in the Wikidata-based set, and a maximum of 99 entities versus 20. Property counts also vary, with the GPT-4-based dataset having a slightly higher average number of properties per entity at 3.11, compared to 2.80 in the Wikidata-based dataset, and a maximum of 12 properties over 8. Despite these differences in entity and property statistics, both datasets contain the same articles as the text descriptions and maintain an identical count of training and testing samples, with 23,477 for training and 4,947 for testing.

D Ablation Study

The ablation study conducted on the MuSEE model, with the Wikidata-based dataset, serves as an evaluation of the model’s core components: the introduction of special tokens and the Multi-stage parallel generation. By comparing the performance of the full MuSEE model against its ablated version, where only the special tokens feature is retained, we aim to dissect the individual contributions of these design choices to the model’s overall efficacy. The ablated version simplifies the output format by eliminating punctuation such as commas, double quotes, and curly brackets, and by converting all entity types and property keys into special tokens. This is similar to the reducing output tokens discussed

Table 2: Statistics of Wikidata-based and GPT4-based Datasets.

Statistics	Wikidata-based	GPT4-based
# of Entity Min	1	1
# of Entity Mean	3.84	10.37
# of Entity Max	20	99
# of Property Min	2	2
# of Property Mean	2.80	3.11
# of Property Max	8	12
# of Training Samples	23477	23477
# of Testing Samples	4947	4947

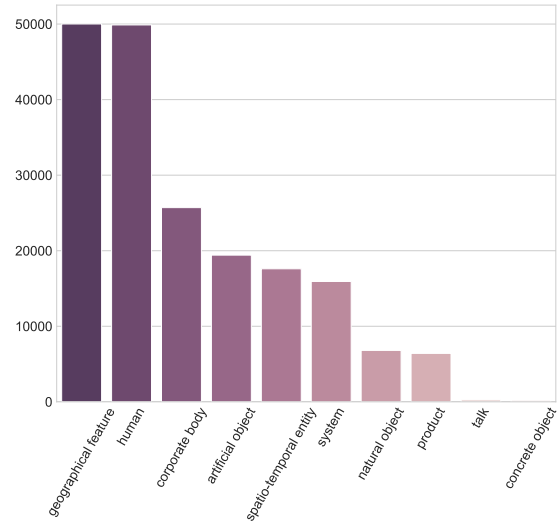
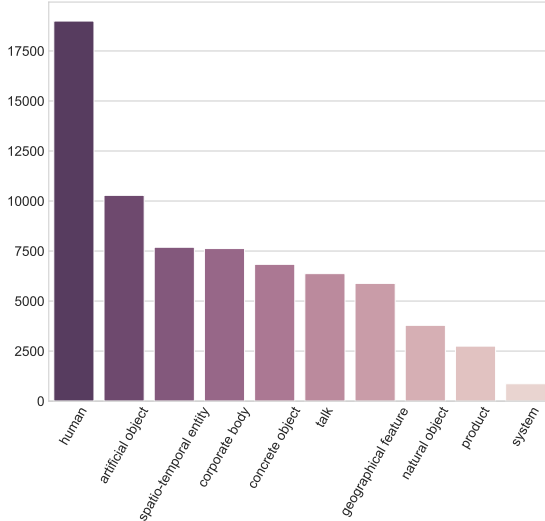


Figure 6: Frequency histogram of entity types in Wikidata-based Dataset. Figure 7: Frequency histogram of entity types in GPT4-based Dataset.

in Sec. 4. Results from the ablation study, as shown in Table 3, reveal significant performance disparities between the complete MuSEE model and its ablated counterpart, particularly when examining metrics across different model sizes (T5-B and T5-L) and evaluation metrics. The full MuSEE model markedly outperforms the ablated version across all metrics with notable improvements, underscoring the Multi-stage parallel generation’s critical role in enhancing the model’s ability to accurately and comprehensively extract entity-related information. These findings highlight the synergistic effect of the MuSEE model’s design elements, demonstrating that both the Reducing output tokens and the Multi-stage parallel generation are pivotal for achieving optimal performance in structured entity extraction tasks.

E Case Study of Human Evaluation

We provide a case study for the human evaluation analysis comparing the outputs of GenIE (T5-L) and MuSEE (T5-L) given a specific text description. MuSEE accurately identifies seven entities, surpassing GenIE’s two, thus demonstrating greater completeness. Additionally, we identify an error in GenIE’s output where it incorrectly assigns *Bartolomeo Rastrelli*’s place of death as *Moscow*, in contrast to the actual location, *Saint Petersburg*, which is not referenced in the text. This error by GenIE could stem from hallucination, an issue not present in MuSEE’s output. In this example, it is evident that MuSEE outperforms GenIE in terms of *completeness*, *correctness*, and resistance to *hallucinations*.

Text Description: The ceremonial attire of Elizabeth, Catherine Palace, Tsarskoye Selo; fot. Ivonna Nowicka Elizabeth or Elizaveta Petrovna (;) reigned as Empress of Russia from 1741 until her death in 1762. She remains one of the most popular Russian monarchs because of her decision not to execute a single person during her reign, her numerous construction projects, and her strong opposition to Prussian policies. The second-eldest daughter of Tsar Peter the Great (), Elizabeth lived through the confused successions of her father’s descendants following her half-brother Alexei’s death in 1718. The throne first passed to her mother Catherine I of Russia (), then to her nephew Peter II, who died in 1730 and was succeeded by Elizabeth’s first cousin Anna (). After the brief

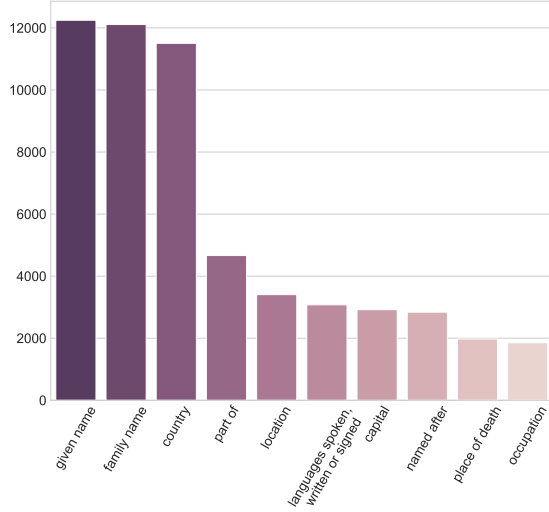


Figure 8: Frequency histogram of property keys in Wikidata-based Dataset.

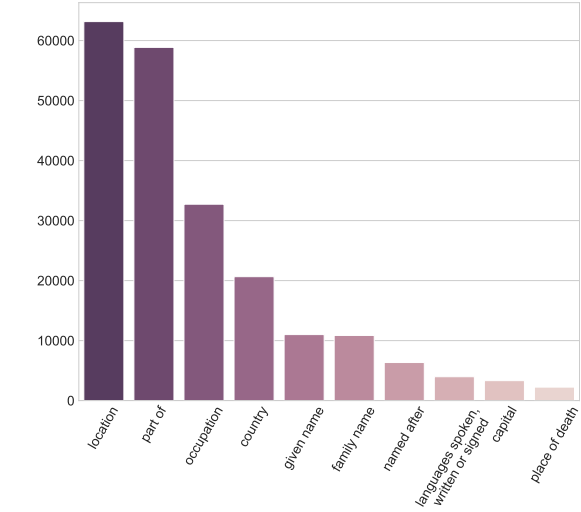


Figure 9: Frequency histogram of property keys in GPT4-based Dataset.

Table 3: Ablation study on Wikidata-based dataset. Each metric is shown in percentage (%).

Model	AESOP-ExactName			AESOP-ApproxName			AESOP-MultiProp		
	Max	Precision	Recall	Max	Precision	Recall	Max	Precision	Recall
w/o Multi-stage (T5-B)	25.19	40.87	27.64	25.75	42.14	28.26	26.93	44.49	29.72
MuSEE (T5-B)	44.95	50.63	58.99	45.75	51.57	60.10	46.95	53.00	61.75
w/o Multi-stage (T5-L)	27.74	53.04	28.81	28.14	54.10	29.22	29.14	56.90	30.29
MuSEE (T5-L)	49.35	57.97	59.63	49.89	58.69	60.35	50.94	60.11	61.68

rule of Anna’s infant great-nephew, Ivan VI, Elizabeth seized the throne with the military’s support and declared her own nephew, the future Peter III, her heir. During her reign Elizabeth continued the policies of her father and brought about a remarkable Age of Enlightenment in Russia. Her domestic policies allowed the nobles to gain dominance in local government while shortening their terms of service to the state. She encouraged Mikhail Lomonosov’s foundation of the University of Moscow, the highest-ranking Russian educational institution. Her court became one of the most splendid in all Europe, especially regarding architecture: she modernised Russia’s roads, encouraged Ivan Shuvalov’s foundation of the Imperial Academy of Arts, and financed grandiose Baroque projects of her favourite architect, Bartolomeo Rastrelli, particularly in Peterhof Palace.

GenIE (T5-L):

```
{
  "0": {
    "entity name": "Bartolomeo Rastrelli",
    "place of death": "Moscow",
    "given name": "Bartolomeo",
    "family name": "Rastrelli",
    "languages spoken, written or signed": "Russian",
    "country": "Russia",
    "type": "human"
  },
  "1": {
    "entity name": "Catherine I of Russia",
    "given name": "Catherine",
    "languages spoken, written or signed": "Russian",
    "type": "human"
  }
}
```


MuSEE (T5-L):

```
{
  "0": {
    "type": "human",
    "entity name": "Peter the Great",
    "given name": "Peter"
  },
  "1": {
    "type": "human",
    "entity name": "Bartolomeo Rastrelli",
    "family name": "Rastrelli",
    "given name": "Bartolomeo"
  },
  "2": {
    "type": "human",
    "entity name": "Catherine I of Russia",
    "given name": "Catherine"
  },
  "3": {
    "type": "human",
    "entity name": "Peter III",
    "given name": "Peter"
  },
  "4": {
    "type": "human",
    "entity name": "Ivan Shuvalov",
    "family name": "Shuvalov",
    "given name": "Ivan",
    "languages spoken, written or signed": "Russian"
  },
  "5": {
    "type": "concrete object",
    "entity name": "Peterhof Palace",
    "country": "Russia"
  },
  "6": {
    "type": "human",
    "entity name": "Mikhail Lomonosov",
    "family name": "Lomonosov",
    "given name": "Mikhail",
    "languages spoken, written or signed": "Russian"
  }
}
```

F Metric Correlation Analysis

We show the correlation analysis between metrics across all models on two datasets. The results on the Wikidata-based dataset are shown in Fig.10, while the results on the GPT4-based dataset are shown in Fig. 11. Specifically, we focus on the correlation analysis of different metrics based on entity assignment variants in Phase 1 of AESOP, as described in Sec. 3. For Phase 2, the “Max” normalization method is employed by default. In the associated figures, AESOP-MultiProp-Max is uniformly used as the x-axis measure, while AESOP-ExactName-Max or AESOP-ApproxName-Max serve as the y-axis metrics. The scatter plots in both figures tend to cluster near the diagonal, indicating a robust correlation among the various metric variants we have introduced.

Wikidata-based Dataset

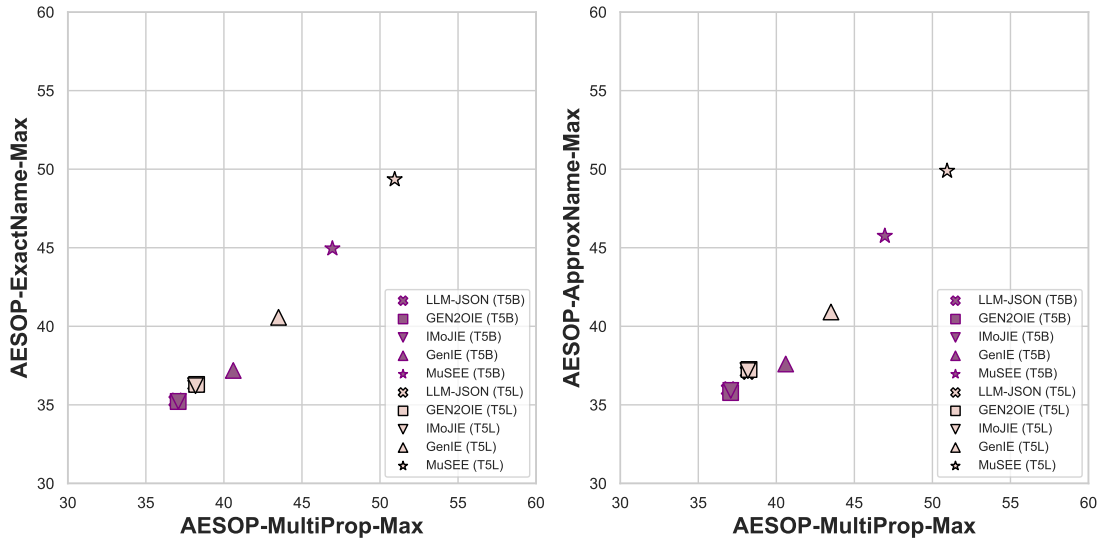


Figure 10: Metric correlation analysis on Wikidata-based dataset.

GPT4-based Dataset

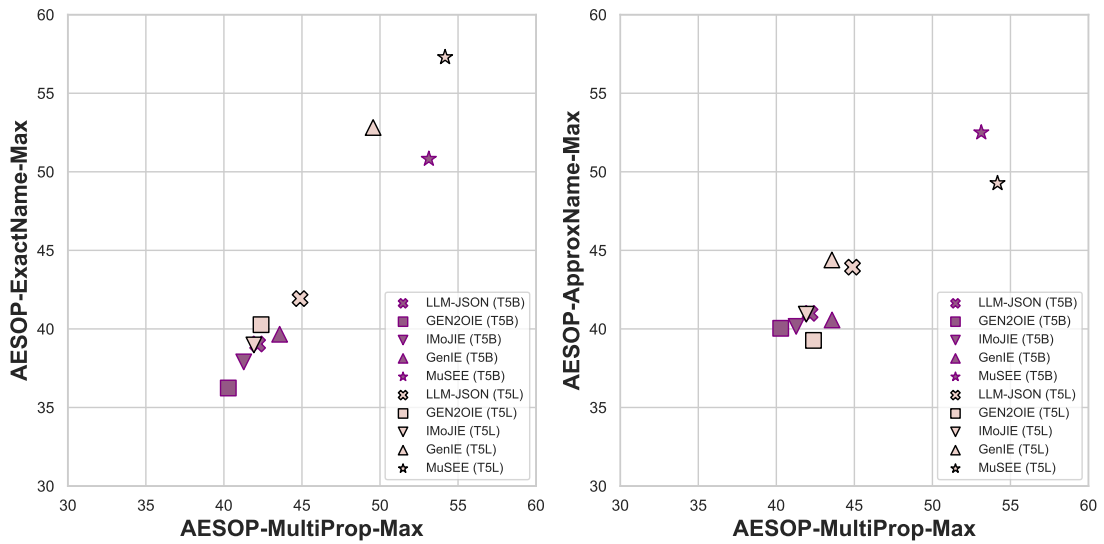


Figure 11: Metric correlation analysis on GPT4-based dataset.