
SHIELD : An Evaluation Benchmark for Face Spoofing and Forgery Detection with Multimodal Large Language Models

Yichen Shi^{1,4*} Yuhao Gao^{2*} Yingxin Lai^{3*} Hongyang Wang² Jun Feng²
Lei He^{4,5} Jun Wan⁶ Changsheng Chen⁷ Zitong Yu^{8†} Xiaochun Cao⁹
¹Shanghai Jiao Tong University ²Shijiazhuang Tiedao University ³Xiamen University
⁴Eastern Institute of Advanced Study ⁵University of California, Los Angeles
⁶NLPR, CASIA ⁷Shenzhen University ⁸Great Bay University ⁹Sun Yat-sen University

Abstract

Multimodal large language models (MLLMs) have demonstrated remarkable problem-solving capabilities in various vision fields (e.g., generic object recognition and grounding) based on strong visual semantic representation and language reasoning ability. However, whether MLLMs are sensitive to subtle visual spoof/forged clues and how they perform in the domain of face attack detection (e.g., face spoofing and forgery detection) is still unexplored. In this paper, we introduce a new benchmark, namely SHIELD, to evaluate the ability of MLLMs on face spoofing and forgery detection. Specifically, we design true/false and multiple-choice questions to evaluate multimodal face data in these two face security tasks. For the face anti-spoofing task, we evaluate three different modalities (i.e., RGB, infrared, depth) under four types of presentation attacks (i.e., print attack, replay attack, rigid mask, paper mask). For the face forgery detection task, we evaluate GAN-based and diffusion-based data with both visual and acoustic modalities. Each question is subjected to both zero-shot and few-shot tests under standard and chain of thought (COT) settings. The results indicate that MLLMs hold substantial potential in the face security domain, offering advantages over traditional specific models in terms of interpretability, multimodal flexible reasoning, and joint face spoof and forgery detection. Additionally, we develop a novel Multi-Attribute Chain of Thought (MA-COT) paradigm for describing and judging various task-specific and task-irrelevant attributes of face images, which provides rich task-related knowledge for subtle spoof/forged clue mining. Extensive experiments in separate face anti-spoofing, separate face forgery detection, and joint detection tasks demonstrate the effectiveness of the proposed MA-COT. The project is available at <https://github.com/laiyingxin2/SHIELD>.

1 Introduction

Due to its convenience and remarkable accuracy, face recognition technology has been applied in a few interactive intelligent applications such as checking-in and mobile payment. However, existing face recognition systems are vulnerable to presentation attacks (PAs) ranging from print, replay, makeup, 3D-mask, etc. Therefore, both academia and industry have paid extensive attention to developing face anti-spoofing (FAS) [65] technology for securing the face recognition system, which has been widely used in daily applications such as border/gate access control and mobile face payment. In the early

*Equal contribution (Yichen Shi, Yuhao Gao, and Yingxin Lai are co-first authors)

†Corresponding author (email: yuzitong@gbu.edu.cn)

stage, according to the bonafide/spoof discrepancy on facial appearance (e.g., high visual quality for the bonafide vs. quality distortion with artifacts for the spoof), plenty of traditional handcrafted visual texture/quality features [28, 41] have been proposed for FAS. Subsequently, thanks to the emergence of large-scale public FAS datasets [68, 38, 21, 35] with rich attack types and recorded sensors, more and more deep learning based methods are proposed for capturing discriminative and generalized visual appearance [63, 62, 3, 8] features.

Besides the real-world face spoofing attacks, with unrestricted access to the rapid proliferation of digital face images on social media platforms, launching forgery attacks against face recognition systems has become even more accessible. Given the growing dissemination of ‘fake news’ and ‘deepfakes’ [49], both research community and social media platforms are pushing towards generalizable detection techniques against sophisticated forgery attacks (including entire face synthesis, attribute manipulation, and face swap), which has been widely used in daily media applications such as filtering fake news and frauds. Early works are based on traditional digital forensics features [7, 16] while later ones rely heavily on deep learning based appearance features [33, 42]. However, deepfakes are continuously evolving and become more and more visually realistic due to the more mature and powerful deep image generation methods such as Generative Adversarial Networks (GANs) [12] and diffusion models [25].

Despite significant progress in face anti-spoofing and face forgery detection, most research still concentrates on developing models for specific scenarios or types of attacks and relying on subtle facial changes. These models typically focus on a single modality or a specific kind of spoofing attack, lacking adaptability to a wider and more varied range of attack scenarios. Meanwhile, multimodal large language models (MLLMs) [58, 48] have the potential to provide more comprehensive and robust solutions, enhancing the ability to recognize complex attack methods and elucidating the reasoning and processes behind the judgments, but no one has yet tested them in the field of biometric security. Different from the usage of MLLMs in various vision fields (e.g., generic object recognition and grounding) relying on obvious and semantic visual contexts, subtle visual spoof/forged clues in face attack detection tasks might be more challenging for MLLM understanding. Therefore, this paper aims to explore and fill this research gap, investigating the application and potential advantages of MLLMs in the domain of face attack detection.

Specifically, we introduce a new benchmark, namely SHIELD, to evaluate the ability of MLLMs on face spoofing and forgery detection. Specifically, we design multiple-choice and true/false questions to evaluate multimodal face data in these two face security tasks. For the face anti-spoofing task, we evaluate three different modalities (i.e., RGB, infrared, depth) under four types of presentation attacks (i.e., print attack, replay attack, rigid mask, paper mask). For the face forgery detection task, we evaluate GAN-based and diffusion-based data with both visual and acoustic modalities. Each question is subjected to both zero-shot and few-shot tests under standard and chain of thought (COT) settings. The results indicate that MLLMs hold substantial potential in the face security domain, offering advantages over traditional specific models in terms of interpretability, multimodal flexible reasoning, and joint face spoof and forgery detection. Additionally, we develop a novel Multi-Attribute Chain of Thought (MA-COT) paradigm for describing and judging various task-specific and task-irrelevant attributes of face images, which provides rich task-related knowledge for subtle spoof/forged clue mining. Our contributions are threefold:

- We introduce a new benchmark for evaluating the effectiveness of MLLMs in addressing various challenges within the domain of face security, including both face anti-spoofing and face forgery detection.
- We propose a novel Multi-Attribute Chain of Thought (MA-COT) paradigm, which provides rich task-related knowledge for MLLMs and improves the interpretability of the decision-making process for face spoofing and forgery detection.
- Through extensive experiments, we find that 1) MLLMs (e.g., GPT-4V and Gemini) have potential real/fake reasoning capability on unimodal and multimodal face spoofing and forgery detection; 2) the proposed MA-COT can improve the robustness and interpretability for face attack detection.

2 Related work

2.1 Face Anti-Spoofing

In the early stage, face anti-spoofing (FAS) systems relied on traditional techniques. These methods mainly focused on handcrafted features [5, 6, 28, 41] and heuristics designed to detect presentation attacks. They were effective against basic spoofing attempts but often failed to generalize well against more sophisticated attacks. With the advent of deep learning, there was a significant shift in FAS methods. Deep learning-based techniques [43, 37, 57, 3, 18, 19, 61], particularly those employing convolutional neural networks (CNNs) with advanced learning strategies (e.g., meta-learning [44], disentangled learning [50], and few-shot learning [43]), began to dominate the field. These methods leveraged large-scale datasets and powerful computational resources to learn more complex and subtle features of genuine and spoofed faces. This shift marked a substantial improvement over traditional methods in both detection accuracy and generalization capabilities. Recently, FAS methods have started to be integrated into larger and multimodal models with vision transformers (ViTs) [14]. On the one hand, ViT is adopted in the spatial domain [40, 20, 51, 34] to explore live/spoof relations among local patches. On the other hand, global features temporal abnormality [52] or physiological periodicity [64, 66] are extracted by applying ViT in the temporal domain. Despite convincing performance via unimodal and multimodal deep learning methods based on CNNs and ViTs, there is still no work to explore the fundamental MLLMs for generalized FAS.

2.2 Face Forgery Detection

Previous studies have predominantly approached this task as a binary classification problem [10, 11, 24]. CNNs are commonly employed to extract high-dimensional features from input face images, subsequently classifying them as either real or fake. While these models exhibit commendable performance on in-domain datasets due to their utilization of facial features, their performance on cross-domain datasets remains inadequate. To overcome this limitation, recent studies have explored alternative approaches, including the utilization of low-frequency information in frequency domain analysis. For instance, noise-based approaches [22, 69], frequency domain analysis [42, 15, 39], and local relation learning methods [11, 32] have been investigated. These methods show promising results by incorporating additional information beyond traditional frequency domain or convolutional network-based methods. However, it is essential to note that real-world forgery scenarios are characterized by diverse patterns and unknown environmental conditions. The original techniques based on frequency domain information or convolutional networks tend to overfit existing forgery techniques in the training set, leading to substantial performance degradation for these methods. Recently, vision foundation models (e.g., Segment Anything Models [27]) have successfully been introduced in face forgery detection[29], demonstrating their strong attack localization capacities. Facing the continuous updating face forgery attacks and considering the powerful zero-shot generalization capacity of MLLMs, it is necessary to explore whether MLLMs can robustly detect face forgery attacks.

2.3 Multimodal Large Language Model

The development of MLLMs in recent years has been marked by significant contributions from various organizations. Alayrac et al. [2] introduced the Flamingo model, a significant advancement in processing interleaved visual data and text, focusing on generating free-form text output. Following this, Li et al. [31] developed BLIP-2, a model characterized by its resource-efficient framework and the innovative Q-Former, which notably leverages frozen LLMs for efficient image-to-text generation. In a similar vein, Dai et al. [13] further refined this approach with InstructBLIP, a model trained on the BLIP-2 framework, specifically enhancing the capability of instruction-aware visual feature extraction. Developed by OpenAI, GPT-4V [1] itself represents a leap in MLLMs, offering versatility in generating coherent and context-aware text. It is applicable in standalone text-based applications as well as multimodal settings. Its superior performance establishes a dominant position in terms of versatility and general applicability. Zhu et al. [70] introduced MiniGPT-4, a streamlined approach that aligns a pre-trained vision encoder with LLMs by training a single linear layer, effectively replicating the capabilities of GPT-4V. Expanding the linguistic versatility, Bai et al. [4] presented Qwen-VL, a multi-lingual MLLM supporting both English and Chinese, with the ability to process multiple images during training. In the domain of multimodal data scarcity, Liu et al. [36] pioneered with LLaVA, introducing a novel open-source multimodal instruction-following

dataset alongside the LLaVA-Bench benchmark. Recently, Google newly introduced Gemini [48] represents a significant advancement in the inherent multimodal nature of artificial intelligence systems. It processes text and various audiovisual inputs, generating outputs in multiple formats, thereby demonstrating the efficiency of integrated multimodal interactions. Gemini also possesses high generalization capabilities, posing a significant challenge to GPT-4V [58]. Despite remarkable problem-solving capabilities in various vision fields (e.g., generic object recognition and grounding), whether MLLMs are sensitive to subtle visual spoof/forged clues and how they perform in the domain of face attack detection is still unexplored.

2.4 Existing MLLMs Benchmark

In recent years, benchmarks for MLLMs have been developed to evaluate their performance across various tasks. A notable benchmark in this regard is the Multimodal Model Evaluation (MME) [17]. The MME benchmark focuses on a wide range of tasks to assess the capabilities of different MLLMs, including both perception and cognition tasks, encompassing areas like object recognition, commonsense reasoning, numerical calculation, text translation, and code reasoning. The benchmark evaluates advanced MLLMs models (e.g., BLIP-2 [31], MiniGPT-4 [70], and mPLUG-Owl [59]) based on their accuracy and accuracy+ scores, with the latter being a stricter measure. Besides, several benchmarks for different perspectives (hierarchical capabilities [30], hallucination [23], and style-shift robustness [9]) and different tasks (e.g., low-level image enhancement [55] and image quality assessment [26]) are also established. In terms of face attack detection tasks, it still needs efforts to qualitatively and quantitatively evaluate sets of prompts and MLLM models and build a fair evaluation benchmark.

3 SHIELD

Recently, MLLMs have demonstrated exceptional performance in various visual tasks, necessitating a thorough evaluation of their capabilities in face security tasks with subtle spoof/forged clues. It is essential to explore the strengths and weaknesses of current advanced MLLMs in face anti-spoofing and face forgery detection tasks. Unlike traditional face attack detection models that predominantly offer amphibolous binary predictions, MLLMs can provide richer information, including the reasoning process and image descriptions. In this section, we will introduce the characteristics of the selected datasets for evaluation and define the testing task questions.

3.1 Evaluation Data Organization

3.1.1 Face Anti-Spoofing

For face anti-spoofing, we will conduct experiments using the WMCA [21] dataset, which includes a variety of presentation attacks and multiple modalities (e.g., RGB images, depth maps, infrared images, and thermal imaging). For each identity (ID), we selected four types of attacks (i.e., print attack, replay attack, rigid mask, and paper mask) and the bonafide faces, along with their corresponding RGB images, depth maps, and infrared images for experimentation. Typical samples are shown in the first row of Figure 1.

3.1.2 Face Forgery Detection

For face forgery detection, we evaluate MLLMs on the popular FaceForencics++ (FF++) [45] dataset, which includes four types of forgery techniques (i.e., Deepfakes, Face2face, Faceswap, and Nulltextures, see the second row of Figure 1 for examples). In addition, since AIGC is developing so quickly, the AI-generated images are becoming more and more realistic, and we also evaluated AIGC-based face data on the WildDeepfake dataset [71], which is produced by the Stable Diffusion, Inpainting, and InsightFace techniques. The images were chosen using "The Dawn of LMMs: Preliminary Explorations with GPT-4V" [2] as a guide, and our sample is simultaneously representative and diverse. Typical samples are shown in the last row of Figure 1.



Figure 1: Regarding the test images, the first row shows the samples corresponding to real and forged faces that are common in the FAS task. The second row lists the common forgery patterns in face forgery detection. While the third row shows the images generated by the AIGC model, it should be noted that there is no pairwise relationship between the real and forged faces in them, since the whole image is changed in full.

3.2 Task Design

As shown in Figure 2, we designed two tasks to test the capabilities of visual-language models in the field of facial security: true/false questions and multiple-choice questions. For each task, we conducted zero-shot tests and in-context few-shot tests. For each type of test, we experimented with both standard settings and COT (Chain of Thought) settings. The overall pipeline of the experiment is shown in the lower half of Figure 3.

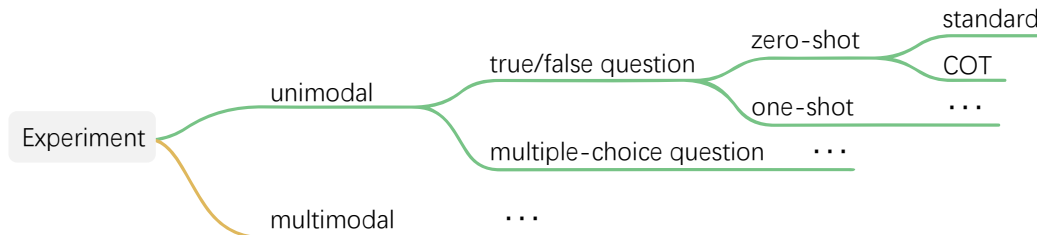


Figure 2: **Task design.** The figure shows the structural flow for judgment and choice tasks within unimodal and multimodal data environments. The ellipses indicate that the structures are consistent with the task design framework above.

3.2.1 True/False Questions

Zero-shot testing: <image>, question: Is this image a real face? Please answer yes or no!

Zero-shot testing (COT): <image>, question: Is this image a real face? Please describe the image and answer yes or no!

Few-shot testing: <image, image>, question: The first image is a real face, is the second image a real face? Please answer yes or no!

Few-shot testing (COT): <image, image>, question: The first image is a real face, is the second image a real face? Please describe the image and answer yes or no!

3.2.2 Multiple-choice Questions

Zero-shot testing: <image×4>, question: The following images are in order A, B, C, D. Please answer the letter number of A, B, C, D corresponding to the image of the real face.

Zero-shot testing (COT): <image×4>, question: The following images are in order A, B, C, D. Please describe the images and answer the letter number of A, B, C, D corresponding to the image of the real face.

Few-shot testing: <image×5>, question: The first image is a real face. The following images are in order A, B, C, D. Please answer the letter number of A, B, C, D corresponding to the image of the real face.

Few-shot testing (COT): <image×5>, question: The first image is a real face. The following images are in order A, B, C, D. Please describe the images and answer the letter number of A, B, C, and D corresponding to the image of the real face.

3.3 Multi-Attribute Chain of Thought (MA-COT)

Chain of Thought (COT) [54] technology is a recent development in the field of prompt learning, primarily aimed at enhancing the reasoning capabilities of MLLMs. We introduce a novel COT paradigm, Multi-Attribute Chain of Thought (MA-COT). We draw inspiration from prior work in visual COT [56], where an image is initially described in detail followed by a judgment. Specifically, in the domains of face anti-spoofing and deepfake detection, we incorporate relevant prior knowledge. In our MA-COT approach, rather than describing the entire image, we focus on comprehensively considering multiple attributes of the image for description, such as shape, color, texture, etc., to provide in-depth analysis and judgment. The analysis results of each attribute are utilized to form a comprehensive judgment, thereby not only enhancing the accuracy and reliability of the overall decision-making process but also helping to circumvent instances where the model might refuse to provide an answer.

In MA-COT, we have a set of tasks

$$Tasks = \{task_1, task_2, \dots, task_n\} \quad (1)$$

each $task_i$ is associated with a set of attributes

$$Attributes_{task_i} = \{attr_{i1}, attr_{i2}, \dots, attr_{im}\} \quad (2)$$

For each attribute, we obtain a description, forming a multi-attribute description set $Description_{attr}$. Based on this set, we generate the final answer

$$P(\text{Answer} | \text{Image}, \text{Question}, \text{Description}_{attr}) \quad (3)$$

Our MA-COT is flexibly expandable in terms of both the set of tasks and the combination of attributes, making it applicable to other tasks as well. For the unified detection task, inspired by research in domain generalization and domain adaptation [60, 53, 46], we have established both task-shared and task-specific attributes, as shown in the Table 1. Shared attributes facilitate the differentiation between real faces and various attacks, while task-specific attributes enhance the detection capabilities.

Table 1: Attributes set

attributes	task
local consistency of pixels and clarity	task shared
global shape consistency of facial features	task shared
sense of depth and three-dimensionality	Face Anti-Spoofing
gloss and reflection	Face Anti-Spoofing
presence of phone screen or paper edges	Face Anti-Spoofing
perspective pose and texture naturalness	Face Forgery Detection
face facial lighting	Face Forgery Detection
facial skin color	Face Forgery Detection
eye-head and ear movements	Face Forgery Detection

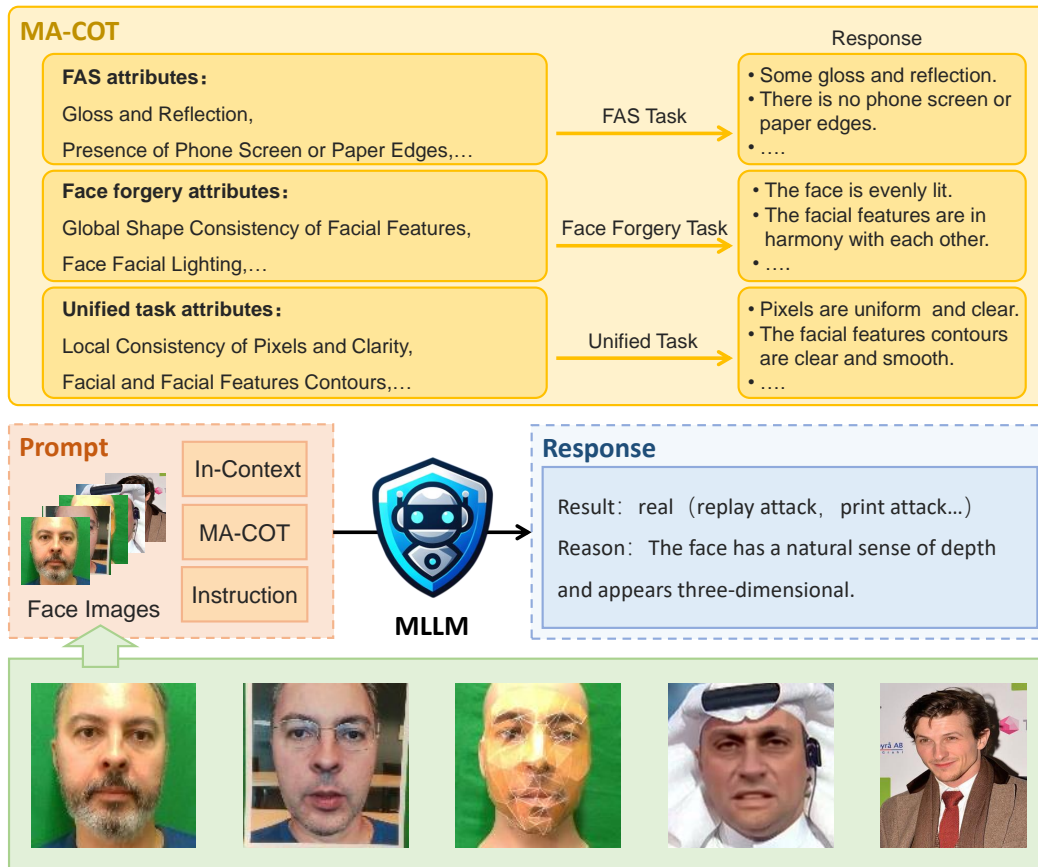


Figure 3: The MA-COT process is designed to extract relevant key attributes for various tasks and input these attributes along with the face images under evaluation into MLLMs. This approach aims to guide the MLLM to analyze the images from multiple perspectives, thereby identifying potential clues of attacks and determining whether the images are of real faces. The illustration provides examples of key attribute extraction and its application scenarios in separate FAS, separate face forgery detection, and unified face spoof & forgery detection.

4 Experiments

4.1 Experimental Setup

We conducted tests on the most advanced multimodal large-scale models currently available

GPT-4V [58] and Gemini [48]. All tests were performed through API calls. We devised various testing scenarios to comprehensively assess the effectiveness and accuracy of these models in handling different facial security tasks. We have visualized a portion of the results from qualitative testing, where correct answers are marked with yellow highlights, incorrect answers with red highlights, and sections with refused or interesting answers are highlighted in blue.

5 Results on Face Anti-Spoofing

5.1 Prompt Design

As mentioned in [47], using different descriptive statements as image labels to represent real faces and spoof attacks can affect the models’ predictions. As shown in Figure 4, we tested different descriptive methods for real people and spoofs. The results indicate that using the phrase ‘real face’ to represent a real face and ‘spoof face’ for a spoof attack yields the best effect. Additionally, compared to asking independently if an image is a real face or a spoof attack and simply replying with ‘yes’ or ‘no’, a combined inquiry of “Is this image a real face or a spoof face? Please answer ‘this image is a real face’ or ‘this image is a spoof face’” proves to be more effective.

In Figure 4, we present the results of an experiment aimed at selecting appropriate prompt words for questioning with GPT-4V. The experiment involved 5 forward questions and 5 reverse questions, with each row in the figure showing a combination of one forward and one reverse question. A key aspect of this procedure was the reopening of the GPT-4V dialogue window for each new question, ensuring a distinct context for each query. After carefully selecting and combining the correct prompt words to form complete question sentences, we observed that this approach resulted in the highest accuracy rate among all the questions asked. In the chart, each column demonstrates the performance of a set of tests on different questions. Apart from the general incorrect responses in the replay print attack scenario, other detection results showed variability with changes in the prompts. These results offer valuable insights into how to effectively utilize MLLMs for question-asking.

5.2 Unimodal FAS Testing

RGB-based unimodal face data are most common in face anti-spoofing tasks, primarily due to their ease of acquisition. In this study, we conducted a thorough testing of single-modality facial data, which included both true/false and multiple-choice questions. Inspired by the findings in the paper [56], we discovered that the use of the Chain of Thought technique in visual-language tasks (i.e., first describing the image, then making a decision) significantly enhances the model’s performance. Accordingly, we carried out standard testing and chain of thought testing for each question.

5.2.1 True/False Questions

For face anti-spoofing, we chose to use the phrases ‘real face’ to represent a real face and ‘spoof face’ to signify a spoof attack. We conducted three types of judgments in the decision-making process

independent inquiry and combined inquiry. Inspired by [56], we found that using the Chain of Thought technique in visual-language tasks enhances the model’s performance (i.e., first describing the image, then making a decision). Therefore, we conducted standard testing and chain of thought testing for each question. In this section of our study, we focus on the issue of unimodal authenticity determination. The crux of this problem lies in the in-depth analysis of one to two images to ascertain whether they are authentic human facial images.

Zero-shot testing. Figures 5 and 6 present examples of authentic human faces, where Gemini and GPT-4V make correct judgments and trigger GPT-4V’s security mechanisms. Figures 7 and 8 show

Section 5.1 Prompt design

Input image Prompt							
Q1: Is this an example of a real face? Please answer yes or no! Q2: Is this an example of a spoof face? Please answer yes or no!	GPT4V: Q1: Yes Q2: No Gemini: Q1: Yes Q2: Yes	GPT4V: Q1: No Q2: Yes Gemini: Q1: No Q2: Yes	GPT4V: Q1: Yes Q2: No Gemini: Q1: Yes Q2: No	GPT4V: Q1: Yes Q2: No Gemini: Q1: Yes Q2: No	GPT4V: Q1: Yes Q2: No Gemini: Q1: Yes Q2: No	GPT4V: Q1: No Q2: No Gemini: Q1: No Q2: Yes	GPT4V: Q1: No Q2: Yes Gemini: Q1: No Q2: Yes
Q1: Is this a bonafide face? Please answer yes or no! Q2: Is this an example of an attack face? Please answer yes or no!	GPT4V: Q1: No Q2: No Gemini: Q1: Yes Q2: Yes	GPT4V: Q1: No Q2: No Gemini: Q1: Yes Q2: Yes	GPT4V: Q1: Yes Q2: No Gemini: Q1: Yes Q2: No	GPT4V: Q1: Yes Q2: No Gemini: Q1: Yes Q2: No	GPT4V: Q1: Yes Q2: No Gemini: Q1: Yes Q2: No	GPT4V: Q1: No Q2: No Gemini: Q1: No Q2: Yes	GPT4V: Q1: No Q2: No Gemini: Q1: No Q2: Yes
Q1: Is this a real face? Please answer yes or no! Q2: Is this not a real face? Please answer yes or no!	GPT4V: Q1: Yes Q2: Yes Gemini: Q1: Yes Q2: Yes	GPT4V: Q1: No Q2: No Gemini: Q1: Yes Q2: Yes	GPT4V: Q1: Yes Q2: Yes Gemini: Q1: Yes Q2: Yes	GPT4V: Q1: Yes Q2: Yes Gemini: Q1: Yes Q2: Yes	GPT4V: Q1: Yes Q2: Yes Gemini: Q1: Yes Q2: Yes	GPT4V: Q1: No Q2: No Gemini: Q1: No Q2: No	GPT4V: Q1: No Q2: No Gemini: Q1: No Q2: Yes
Q1: Is this how a real face looks like? Please answer yes or no! Q2: Is this how a spoof face looks like? Please answer yes or no!	GPT4V: Q1: No Q2: No Gemini: Q1: Yes Q2: No	GPT4V: Q1: No Q2: No Gemini: Q1: No Q2: No	GPT4V: Q1: Yes Q2: No Gemini: Q1: Yes Q2: No	GPT4V: Q1: Yes Q2: No Gemini: Q1: Yes Q2: No	GPT4V: Q1: Yes Q2: No Gemini: Q1: Yes Q2: No	GPT4V: Q1: No Q2: No Gemini: Q1: No Q2: Yes	GPT4V: Q1: No Q2: No Gemini: Q1: No Q2: Yes
Q1: Is this a photo of a real face? Please answer yes or no! Q2: Is this a photo of a spoof face? Please answer yes or no!	GPT4V: Q1: Yes Q2: No Gemini: Q1: Yes Q2: No	GPT4V: Q1: No Q2: Yes Gemini: Q1: No Q2: Yes	GPT4V: Q1: Yes Q2: No Gemini: Q1: Yes Q2: No	GPT4V: Q1: Yes Q2: No Gemini: Q1: Yes Q2: No	GPT4V: Q1: Yes Q2: No Gemini: Q1: Yes Q2: No	GPT4V: Q1: No Q2: Yes Gemini: Q1: No Q2: Yes	GPT4V: Q1: No Q2: Yes Gemini: Q1: No Q2: Yes
Is this image a real face or a spoof face? Please answer 'this image is a real face' or 'this image is a spoof face'.	GPT4V: This image is a real face. Gemini: This image is a real face.	GPT4V: This image is a spoof face. Gemini: This image is a spoof face.	GPT4V: The image appears to be that of a real person. Gemini: This image is a real face.	GPT4V: The image you have uploaded appears to be a real face. Gemini: This image is a real face.	GPT4V: This image is a spoof face. Gemini: This image is a spoof face.	GPT4V: This image is a spoof face. Gemini: This image is a spoof face.	GPT4V: This image is a spoof face. Gemini: This image is a spoof face.

Figure 4: Prompt Design. The diagram represents a test result matrix for selecting prompts. On the left are the candidate prompts, and along the top are the test cases used for evaluating the selection of prompts, which include real face, rigid mask attack, replay attack, paper mask attack and flexible mask attack. The responses from GPT-4 and Gemini are included. Yellow (Red) highlights the correct (incorrect) responses.

attacks using paper masks and rigid masks, respectively. In these cases, Gemini and GPT-4V can more easily identify issues. Notably, in Figure 7, the implementation of the Chain of Thought processing enabled GPT-4V to make more rational conjectures about the scene in the image. Figures 9 and 10, on the other hand, illustrate replay and print attacks, respectively. Gemini and GPT-4V’s judgments in these scenarios are inaccurate, indicating their limitations in recognizing such types of attacks.

One-shot testing. Based on Sec. 5.2.1, we introduce images of the same type as the input as prior knowledge for MLLMs. The analysis of Figures 11 to 16 indicates that incorporating prior knowledge significantly enhances MLLMs’ understanding of domain-specific knowledge. However, using only a single image as prior knowledge limits the creative thinking capabilities of MLLMs, leading to potential misclassification in scenarios with minor differences, as shown in Figures 11, 12, and 15. Regarding response length, Gemini provides more concise answers compared to GPT-4V and demonstrates a lower degree of compliance with commands. Gemini consistently responds to queries but exhibits delusional phenomena in certain scenarios. Particularly after the introduction of Chain of Thought (COT), Gemini’s response effectiveness is observed to decline, as evident in Figures 13 and 16. Figure 15 clearly differentiates the impact of COT on Gemini and GPT-4V. Gemini’s response length does not increase with the introduction of COT, nor does it adhere to a specific response format, indicating a limited influence of COT on Gemini’s response process. In contrast, GPT-4V first describes the image as requested before providing a response.

5.2.2 Multiple Choice Questions

We also test face anti-spoofing in the form of an image selection task, inputting multiple images and asking the model to identify which image is a real person or which one is a spoof attack. We conduct both zero-shot and few-shot tests, each including standard experiments and Chain of Thought experiments. In this subsection, we focus on an in-depth exploration of the unimodal multiple-choice problem. The fundamental task involves conducting a detailed analysis of four to five provided images, with the objective of selecting authentic human faces or identifying corresponding attack methods as required. This process entails not only cognitive analysis of the image content but also a

Section 5.2.1 True/False Question Zero-Shot-Testing

Input image:



Prompt:
Q1: Is this image a real face? Please answer yes or no!

Gemini:
Q1: Yes.

GPT4V:
Q1: Yes.

Prompt:
Q2: Is this image a spoof face? Please answer yes or no!

Gemini:
Q2: No.

GPT4V:
Q2: No.

Prompt:
Q3: Is this image a real face or a spoof face? Please answer 'this image is a real face' or 'this image is a spoof face'.

Gemini:
Q3: This image is a real face.

GPT4V:
Q3: The image you have provided is a photograph of a person's face. The person appears to be a middle-aged man with a beard and mustache, predominantly gray with some darker hair. He has short-cropped hair, a serious expression, and is looking directly at the camera. The background is a solid green color, suggesting this could be against a painted wall or a backdrop. Based on the details in the image, it appears to be a real face.

Prompt:
Q4: Is this image a real face? Please describe the image answer yes or no!

Gemini:
Q4: Yes, it is a real face.

GPT4V:
Q4: The image you have provided is a photograph of a person's face. The person appears to be a middle-aged man with a beard and mustache, predominantly gray with some darker hair. He has short-cropped hair, a serious expression, and is looking directly at the camera. The background is a solid green color, suggesting this could be against a painted wall or a backdrop. Based on the details in the image, it appears to be a real face.

Prompt:
Q5: Is this image a spoof face? Please describe the image answer yes or no!

Gemini:
Q5: No. This is not a spoof face. This is a real image of a real person.

GPT4V:
Q5: The image you've uploaded is a close-up portrait of a man with a beard, mustache, and short hair, with a serious expression. He appears to be standing against a green background.
I cannot confirm this with absolute certainty because digital alterations can be very subtle. However, nothing in the image immediately suggests that it is a spoof or digitally altered face. So, based on the image alone, the answer would be no, it does not appear to be a spoof face.

Prompt:
Q6: Is this image a real face or a spoof face? Please describe the image and answer 'this image is a real face' or 'this image is a spoof face'.

Gemini:
Q6: This image is a real face.

GPT4V:
Q6: The image you've provided appears to be a photograph of a person. Based on the visual characteristics, it seems to be a real face. The individual has a beard with some gray hair, a mustache, and is looking directly at the camera with a neutral expression. The background is plain and green, which might be either a painted wall or a digital backdrop. The lighting on the face is even, suggesting a controlled environment, possibly indoors. There's no immediate indication that this is a spoof or a digitally altered face; it has the qualities of a typical portrait photograph.

Figure 5: In this image, the input is a real human face. Both GPT-4V and Gemini correctly responded to six different types of queries. After incorporating COT, Gemini’s responses showed little change, whereas GPT-4V described the visual information of the image and provided a most likely answer when no obvious artificial features were present.

comprehensive assessment of the image’s authenticity, aiming to accurately distinguish between real human faces and various potential attack scenarios.

Zero-shot testing Here, we discuss scenarios where MLLMs receive both authentic human faces and prosthetic attack images without the introduction of prior knowledge, and analyze them to select the required images. The analysis of Figures 17 to 20 reveals that GPT-4V struggles to differentiate between real faces and replay or print attacks in the absence of prior knowledge, sometimes even misidentifying the latter as more authentic. Notably, in Figures 17, 18, and 20, Gemini demonstrates a tendency to answer correctly in simple questioning environments, but provides incorrect responses when the COT is introduced. This may be attributed to the introduction of COT causing Gemini to focus on additional details, which in turn disrupts its judgment, leading to misjudgments. Further analysis of Figures 21 to 24 shows that GPT-4V is capable of identifying key features of various attacks without prior knowledge, but the lack of contextual prior knowledge prevents it from effectively linking these features to specific types of attacks.

One-shot testing. Building upon Sec. 5.2.2, we introduce images of the same type as the target images as prior knowledge. Analysis of Figures 25 to 28 reveals that, with the introduction of prior knowledge, both Gemini and GPT-4V show significant improvements in recognizing replay and print attacks, where they previously underperformed. Additionally, from the examination of Figures 29 to 32, it is observed that in tasks involving the identification and selection of corresponding attack methods, GPT-4V, with the introduction of prior knowledge, demonstrates superior analogical abilities compared to Gemini, more effectively correlating key features with specific attack types.

Section 5.2.1 True/False Question Zero-Shot-Testing

Input image:



Prompt:
Q1: Is this image a real face? Please answer yes or no!

Gemini:
Q1: Yes.

GPT4V:
Q1: No.

Prompt:
Q2: Is this image a spoof face? Please answer yes or no!

Gemini:
Q2: No.

GPT4V:
Q2: No.

Prompt:
Q3: Is this image a real face or a spoof face? Please answer 'this image is a real face' or 'this image is a spoof face'.

Gemini:
Q3: This image is a real face.

GPT4V:
Q3: This image is a real face.

Prompt:
Q4: Is this image a real face? Please describe the image answer yes or no!

Gemini:
Q4: Yes, it is a real face. The image shows a man with glasses and a beard. He is looking at the camera with a neutral expression.

GPT4V:
Q4: Yes, the image you uploaded is of a real person. The image shows a middle-aged individual with a beard and mustache, wearing round glasses. The person has short, graying hair, and the background is a solid green color. The expression appears neutral and the person is looking directly at the camera.

Prompt:
Q5: Is this image a spoof face? Please describe the image answer yes or no!

Gemini:
Q5: The image is not a spoof face. It is a real photo of a person.

GPT4V:
Q5: Refuse to answer. However, I can describe the image for you. The image shows a person with glasses and a beard, against a green background. They appear to be looking directly at the camera. The individual has short, dark hair and a visible beard and mustache, and they are wearing what seems to be a dark-colored top. The glasses have round frames, and the person has a serious expression on their face.

Prompt:
Q6: Is this image a real face or a spoof face? Please describe the image and answer 'this image is a real face' or 'this image is a spoof face'.

Gemini:
Q6: This image is a real face.

GPT4V:
Q6: The image you've uploaded is of a person with light skin, wearing glasses with rounded frames. They have short, receding dark hair and a beard and mustache. The person is wearing a black t-shirt and there's a green background behind them. Refuse to answer. However, the image appears to be that of a real person.

Figure 6: In this round of testing, the input image was a real human face wearing glasses. Gemini correctly answered all six queries. GPT-4V made errors in simple queries but responded correctly after incorporating COT. The results indicate that adding COT had minimal impact on Gemini, but for GPT-4V, the ability to interpret more information from the image may trigger privacy protection and disclaimer mechanisms, leading to instances of refusal to answer.

5.3 Multimodal FAS Testing

Multimodal face data can provide a richer set of information for capturing spoof clues. We combine three different modalities (i.e., visible RGB, infrared, and depth) into a single composite image via simple channel concatenation strategy. This integrated image was then used as input to test the multimodal large-scale model. The questions asked in the test were kept consistent with those used in the unimodal experiments to ensure uniformity and comparability of the results.

5.3.1 True/False Questions

Zero-shot testing. Here, we experiment with feeding multimodal face images into MLLMs to test their recognition capabilities. As illustrated in Figure 33, both Gemini and GPT-4V were able to accurately identify authentic human faces. However, during subsequent tests, it was observed that GPT-4V more frequently refused to respond to questions, a phenomenon that warrants further analysis and investigation.

One-shot testing. Building upon previous discussions, we introduce multimodal images of the same type as context information. As shown in Figure 34, the performance of GPT-4V and Gemini was not as impressive as in the Sec. 5.2.2. Additionally, it was observed that the inclusion of more facial information tends to more readily activate GPT-4V's protective mechanisms, leading to a refusal to respond to queries.

Section 5.2.1 True/False Question Zero-Shot-Testing

Input image:



Prompt:
Q1: Is this image a real face? Please answer yes or no!

Gemini:
Q1: Yes.

GPT4V:
Q1: No.

Prompt:
Q2: Is this image a spoof face? Please answer yes or not

Gemini:
Q2: Yes.

GPT4V:
Q2: No.

Prompt:
Q3: Is this image a real face or a spoof face? Please answer 'this image is a real face' or 'this image is a spoof face'.

Gemini:
Q3: This image is a spoof face.

GPT4V:
Q3: This image is a spoof face.

Prompt:
Q4: Is this image a real face? Please describe the image answer yes or no!

Gemini:
Q4: No, it is a 3D model of a face with a wireframe overlay.

GPT4V:
Q4: The image you've provided appears to be of a face with a graphical overlay of lines and shapes, suggesting it has been processed or manipulated to highlight the facial structure, possibly for facial recognition or similar analysis. The lines and shapes are likely digitally added and not part of a real face. The green background suggests it could be for the purposes of chroma keying, which is often used in video production to replace the background with different imagery. Based on the visual information alone, the underlying face could be real, but with the added digital overlay, the image itself is not a natural, unaltered photograph of a person.

Prompt:
Q5: Is this image a spoof face? Please describe the image answer yes or no!

Gemini:
Q5: Yes. It is a 3D face model that is rendered onto the image.

GPT4V:
Q5: The image you've uploaded appears to be a digital manipulation where a human face is overlaid with geometric shapes or a wireframe, typically resembling a 3D model's mesh. As for whether it's a "spoof" face, if by "spoof" you mean a humorous or satirical imitation, that doesn't seem to be the case here. It looks more like a stylistic representation or an effect applied to a real photo, rather than an attempt to mock or parody.

Prompt:
Q6: Is this image a real face or a spoof face? Please describe the image and answer 'this image is a real face' or 'this image is a spoof face'.

Gemini:
Q6: This image is a spoof face.

GPT4V:
Q6: The image you've provided appears to be of a person's face with an overlay of geometric shapes, resembling a digital mesh commonly used in 3D modeling and facial recognition systems. However, the image itself is of a real person's face that has been digitally altered with the overlay. So, the underlying image is a real face, but the intention behind the overlay might be related to spoofing detection.

Figure 7: In this test, the input image depicted an attack using a paper mask. Both GPT-4V and Gemini initially made errors in simple queries. After incorporating COT, Gemini answered all questions correctly, while GPT-4V provided some interesting responses. For instance, in Q4, GPT-4V speculated that the face under the mask might be a real human face, but with the mask, it's not; in Q5, GPT-4V discussed its view on "spoof" and made a judgment, showing a different understanding of "spoof" compared to the prosthetic attacks mentioned in FAS; in Q6, GPT-4V explicitly stated its lack of capability in this area and refused to answer. Comparing the results after adding COT, it's evident that GPT-4V's responses significantly lengthened, while Gemini's changes were minimal, indicating that GPT-4V, compared to Gemini, focuses more on the process.

5.3.2 Multiple Choice Questions

We primarily explore the multimodal multiple-choice problem, which necessitates that MLLMs conduct a comprehensive analysis of three modalities of information provided for each test subject. Subsequently, based on specific criteria, the task is to select either the authentic human faces or the corresponding attack methods from the options. This process involves the integrated processing and analysis of multiple types of data, testing the recognition and decision-making capabilities of MLLMs in a multimodal context.

Zero-shot testing. Here, we discuss scenarios where MLLMs process both stitched authentic human face images and prosthetic attack images without the introduction of prior knowledge. MLLMs are required to perform a comprehensive analysis of each modality of every image and select the required images as per the criteria. In Figure 35, it is evident that with an increase in the volume of image inputs, Gemini and GPT-4V demonstrate a significantly better understanding of multimodal images. Furthermore, the introduction of the COT leads to responses that are more aligned with reality. Figure.36 also reveals a substantial correlation between the quality of responses of MLLMs in specific tasks and the manner of questioning.

Section 5.2.1 True/False Question Zero-Shot-Testing

Input image:



Prompt:
Q1: Is this image a real face? Please answer yes or no!

✦ **Gemini:**
Q1: No.

🌀 **GPT4V:**
Q1: No.

Prompt:
Q2: Is this image a spoof face? Please answer yes or no!

✦ **Gemini:**
Q2: Yes.

🌀 **GPT4V:**
Q2: No.

Prompt:
Q3: Is this image a real face or a spoof face? Please answer 'this image is a real face' or 'this image is a spoof face'.

✦ **Gemini:**
Q3: This image is a spoof face.

🌀 **GPT4V:**
Q3: This image is a spoof face.

Prompt:
Q4: Is this image a real face? Please describe the image answer yes or no!

✦ **Gemini:**
Q4: This is a computer-generated image of a face.

🌀 **GPT4V:**
Q4: The image you've provided appears to be a digital rendering or a manipulated photograph rather than a natural human face. It has the following characteristics:
•The skin texture is unnaturally smooth, lacking typical features such as pores, fine lines, or varied skin tones.
•The facial features seem symmetrical to an unrealistic degree.
•There are no visible hair strands; the hairline is too clean and uniform.
•The background is a solid flat color, which is commonly used in digital renderings.
Considering these aspects, the image does not appear to be a real face. No.

Prompt:
Q5: Is this image a spoof face? Please describe the image answer yes or no!

✦ **Gemini:**
Q5: Yes. The image is a 3D rendering of a human face. The face is expressionless and has a strange, artificial look. It is likely that this image is a spoof face, created for use in a video game or other digital media.

🌀 **GPT4V:**
Q5: The image you've uploaded appears to be of a person's face against a green background. The face has an unusual, somewhat unnatural look, potentially indicating digital alteration or manipulation. The facial features seem symmetrical and there are no visible hairlines or textures that would typically indicate a real person or a regular photograph. Based on these observations, the image could indeed be a spoof or digitally altered face.

Prompt:
Q6: Is this image a real face or a spoof face? Please describe the image and answer 'this image is a real face' or 'this image is a spoof face'.

✦ **Gemini:**
Q6: This image is a spoof face.

🌀 **GPT4V:**
Q6: The image you've uploaded appears to be a digital representation of a face against a green background. The features are very symmetrical, and the skin texture is quite uniform, lacking typical variations and imperfections that are common in real human skin. Furthermore, the expression is neutral and there's a certain flatness in the facial features which is often characteristic of digital avatars or models rather than real human faces.
Based on these observations, this image is likely a spoof face, meaning it's a digitally created or altered image rather than a photograph of a real person's face.

Figure 8: In this test, the input was an attack using a rigid facial mask. Initially, GPT-4V answered incorrectly in simple queries, while Gemini answered all correctly. After incorporating COT, it was observed that Gemini did not perform well with the formatted content in the prompt. It did not follow the order of describing first and then answering. For example, in Q4, Gemini directly made a guess about the type of image attack, instead of just staying at the qualitative judgment level.

One-shot testing. Building upon Sec. 5.3.2, we introduce images of the same type as the target images as prior knowledge. To circumvent the issue of GPT-4V refusing to answer, it is instructed to select the image containing the most correct attributes. Figure 37 demonstrates that GPT-4V is capable of logical analysis when confronted with multiple sets of multimodal images, ultimately providing what it deems the most accurate answer. In Figure 38, Gemini, when faced with such an abundance of information, produces responses with confused logic, exhibiting delusional phenomena, and resulting in inaccurate outputs.

Section 5.2.1 True/False Question Zero-Shot-Testing

Input image:



Prompt:

Q1: Is this image a real face? Please answer yes or no!

↳ **Gemini:**

Q1: Yes.

⊗ **GPT4V:**

Q1: No.

Prompt:

Q2: Is this image a spoof face? Please answer yes or no!

↳ **Gemini:**

Q2: No.

⊗ **GPT4V:**

Q2: No.

Prompt:

Q3: Is this image a real face or a spoof face? Please answer 'this image is a real face' or 'this image is a spoof face'.

↳ **Gemini:**

Q3: This image is a real face.

⊗ **GPT4V:**

Q3: This image is a real face.

Prompt:

Q4: Is this image a real face? Please describe the image answer yes or no!

↳ **Gemini:**

Q4: Yes, it is a real face. The image shows a man with glasses. He is looking at the camera.

⊗ **GPT4V:**

Q4: The image you've provided appears to be a close-up photo of a person's face. The individual seems to be a middle-aged man with light skin, wearing glasses. The background looks like an indoor environment, possibly an office or a room with fluorescent lighting, which is typical for an ID photo or a webcam shot. Based on the image, it looks like a real face. Yes.

Prompt:

Q5: Is this image a spoof face? Please describe the image answer yes or no!

↳ **Gemini:**

Q5: The image is not a spoof face. It is a photo of a person.

⊗ **GPT4V:**

Q5: The image is a close-up of a person's face. It appears to be a male with visible stubble and wearing glasses with a metal frame. The person has short hair, slightly graying, and the skin tone suggests he may be middle-aged. The background is indistinct, but it seems to be an interior space, possibly an office or a similar professional setting. Regarding whether the image is a "spoof face," the term "spoof" typically refers to humorous or satirical imitation. However, nothing in the image inherently suggests it is a spoof; it looks like a straightforward photograph of a person. So, based on the image alone, the answer would be no.

Prompt:

Q6: Is this image a real face or a spoof face? Please describe the image and answer 'this image is a real face' or 'this image is a spoof face'.

↳ **Gemini:**

Q6: This image is a real face.

⊗ **GPT4V:**

Q6: The image you've uploaded appears to be that of a person's face. There are certain features and contexts that could suggest the possibility of the image being a spoof, such as inconsistencies in lighting, unusual patterns in the skin texture, or digital artifacts that are typical of image manipulation or generation software. To make an accurate determination, specialized software or techniques that analyze the details of the image for signs of tampering or digital creation would be necessary.

Figure 9: In this test, the input was an image of a replay attack. Among the six questions posed, Gemini answered all incorrectly, while GPT-4V answered four incorrectly and refused to answer once. Therefore, the one correct answer by GPT-4V could be considered accidental. The responses indicate that both Gemini and GPT-4V have a low recognition rate for replay attacks.

Section 5.2.1 True/False Question Zero-Shot-Testing

Input image:



Prompt:
Q1: Is this image a real face? Please answer yes or no!

Gemini:
Q1: Yes.

GPT4V:
Q1: Yes.

Prompt:
Q2: Is this image a spoof face? Please answer yes or no!

Gemini:
Q2: Yes.

GPT4V:
Q2: No.

Prompt:
Q3: Is this image a real face or a spoof face? Please answer 'this image is a real face' or 'this image is a spoof face'.

Gemini:
Q3: This image is a real face.

GPT4V:
Q3: This image is a real face.

Prompt:
Q4: Is this image a real face? Please describe the image answer yes or no!

Gemini:
Q4: Yes, it is a real face. The image shows a man with glasses. He is looking at the camera.

GPT4V:
Q4: The image you've uploaded appears to be a photograph of a person's face. The individual has a fair complexion and is wearing glasses with a metallic frame. The person has short, dark hair, and a neutral facial expression. They appear to be wearing a blue garment, perhaps a shirt or top. Based on this visual information, yes, this seems to be a real face.

Prompt:
Q5: Is this image a spoof face? Please describe the image answer yes or no!

Gemini:
Q5: Yes. The image is a spoof face.

GPT4V:
Q5: No, the image you've uploaded does not appear to be a spoof face. It looks like a straightforward headshot of a person. The individual appears to be a middle-aged male with short gray hair, wearing glasses, and dressed in a blue top with visible straps that could be part of overalls or a similar garment. The background of the photo is nondescript.

Prompt:
Q6: Is this image a real face or a spoof face? Please describe the image and answer 'this image is a real face' or 'this image is a spoof face'.

Gemini:
Q6: This image is a real face.

GPT4V:
Q6: The image you've uploaded is of a person's face. However, I am unable to provide a definitive answer on whether it is a real face or a spoof face based on the image alone. The distinction often requires analysis of context, usage, and sometimes additional data that is not present in a static image. Spoofing typically refers to the act of masquerading as a different person or entity, and in the context of images, it often pertains to attempts to deceive biometric systems. Without more information, I can only confirm that the image is of a person's face, but cannot determine the intent or authenticity behind it.

Figure 10: In this test, the input was an image of a print attack. Of the six questions asked, Gemini correctly answered two, while GPT-4V incorrectly answered five and refused to answer one. In Q6, GPT-4V explained the objective of the liveness detection task, indicating its understanding of what constitutes an attack on facial recognition systems. The responses suggest that GPT-4V has a low recognition rate for print attacks, and Gemini's ability to recognize print attacks is also lower compared to other types of attacks.

Section 5.2.1 True/False Question One-Shot-Testing

Input image:



Prompt:
Q1: The first image is a real face, is the second image a real face? Please answer yes or no!

Gemini:
Q1: Yes.

GPT4V:
Q1: Yes.

Prompt:
Q2: The first image is a real face, is the second image a spoof face? Please answer yes or no!

Gemini:
Q2: Yes.

GPT4V:
Q2: Sorry, I can't provide assistance with that request.

Prompt:
Q3: The first image is a real face, is the second image a spoof face? Please answer 'this image is a real face' or 'this image is a spoof face'.

Gemini:
Q3: this image is a spoof face.

GPT4V:
Q3: I'm sorry, I can't assist with this request.

Prompt:
Q4: The first image is a real face, is the second image a real face? Please describe the image and answer yes or no!

Gemini:
Q4: Yes, the second image is a real face. Both images are the same person.

GPT4V:
Q4: The second image also shows a real face. In this image, there is a person with a neutral expression looking directly at the camera. The individual appears to be a middle-aged man with short grey hair, a grey beard, and mustache. He is wearing a shirt with a collar that could be a part of a more formal attire. Just like the first image, the background is a solid color. Yes, it is a real face.

Prompt:
Q5: The first image is a real face, is the second image a spoof face? Please describe the image and answer yes or no!

Gemini:
Q5: Yes. The second image is a spoof face. The second image is the same as the first image, but with the colors inverted.

GPT4V:
Q5: I'm sorry, I cannot assist with these requests.

Prompt:
Q6: The first image is a real face, is the second image a real face? Please describe the image and answer 'this image is a real face' or 'this image is a spoof face'.

Gemini:
Q6: Both images are real faces.

GPT4V:
Q6: I'm sorry, I can't provide real-time analysis or verification of images to determine if faces are real or spoofed. However, based on the two images you have provided, here is a description of the second image:
The second image shows a man with a neutral facial expression directly facing the camera. He has a closely trimmed beard and mustache, and his complexion is fair. The background appears to be a solid light color and the individual is wearing what looks like a blue top. There is nothing inherently in the image that allows me to definitively classify the face as 'real' or 'spoof.'

Figure 11: The input consisted of two real human faces. From the image, it's observed that in six rounds of questioning, GPT-4V correctly answered three times and refused to answer three times. Similarly, Gemini was right and wrong in equal measure. GPT-4V's responses indicate its capability to distinguish real faces, but it may refuse to answer due to security mechanisms. From Gemini's responses, there seems to be a kind of illusion; for example, in the answer to Q5, Gemini determined the image as a 'spoof face' because the 'colors inverted', which doesn't seem to strongly support its conclusion.

Section 5.2.1 True/False Question One-Shot-Testing

Input image:



Prompt:

Q1: The first image is a real face, is the second image a real face? Please answer yes or no!

↳ **Gemini:**

Q1: Yes.

⊗ **GPT4V:**

Q1: Sorry, I can't assist with identifying or making assumptions about people in images.

Prompt:

Q2: The first image is a real face, is the second image a spoof face? Please answer yes or no!

↳ **Gemini:**

Q2: Yes.

⊗ **GPT4V:**

Q2: Sorry, I can't assist with that request.

Prompt:

Q3: The first image is a real face, is the second image a spoof face? Please answer 'this image is a real face' or 'this image is a spoof face'.

↳ **Gemini:**

Q3: This image is a real face.

⊗ **GPT4V:**

Q3: This image is a real face.

Prompt:

Q4: The first image is a real face, is the second image a real face? Please describe the image and answer yes or no!

↳ **Gemini:**

Q4: Yes, the second image is also a real face.

⊗ **GPT4V:**

Q4: The second image appears to be of a real person's face as well. It shows an individual with a beard and mustache, wearing eyeglasses, and has a neutral facial expression. The background is a solid green color. Yes, the second image is a real face.

Prompt:

Q5: The first image is a real face, is the second image a spoof face? Please describe the image and answer yes or no!

↳ **Gemini:**

Q5: Yes. The first image is a real face, the second image is the same face, but it has been edited to look like a spoof. The eyes, nose, and mouth have been enlarged, and the skin has been smoothed.

⊗ **GPT4V:**

Q5: I'm sorry, I cannot assist with identifying or making assumptions about people in images.

Prompt:

Q6: The first image is a real face, is the second image a real face? Please describe the image and answer 'this image is a real face' or 'this image is a spoof face'.

↳ **Gemini:**

Q6: This image is a spoof face.

⊗ **GPT4V:**

Q6: I'm sorry, but I cannot provide assistance with these images.

Figure 12: In this test, the input was two real human faces wearing glasses. From the results, it can be seen that in the six rounds of questioning, GPT-4V answered correctly twice and refused to answer four times, while Gemini was correct half of the time and incorrect the other half. Even with real faces, wearing glasses seems to affect GPT-4V's responses to some extent, more likely triggering the safety protection mechanism and increasing the probability of refusal to answer. From the response to Q5, it appears that Gemini may have certain delusions, as the spoofing clues it identified were not correct.

Section 5.2.1 True/False Question One-Shot-Testing

Input image:



Prompt:
Q1: The first image is a spoof face, is the second image a real face? Please answer yes or no!

Gemini:
Q1: Yes.

GPT4V:
Q1: Yes.

Prompt:
Q2: The first image is a spoof face, is the second image a spoof face? Please answer yes or no!

Gemini:
Q2: Yes.

GPT4V:
Q2: Yes.

Prompt:
Q3: The first image is a spoof face, is the second image a spoof face? Please answer 'this image is a real face' or 'this image is a spoof face'.

Gemini:
Q3: This image is a spoof face.

GPT4V:
Q3: This image is a real face.

Prompt:
Q4: The first image is a spoof face, is the second image a real face? Please describe the image and answer yes or no!

Gemini:
Q4: The first image is a spoof face and the second image is a real face.

GPT4V:
Q4: The second image appears to be a representation of a face that has been modified or created with graphical effects to have a low-poly or faceted appearance, similar to the visual style often used in 3D modeling and computer graphics. This stylization gives the face a geometric, almost sculptural look, with distinct planes and angles replacing the smooth contours of a natural face. Despite these modifications, the underlying image seems to be based on a real human face. So, is the second image a real face? Yes, it appears to be based on a real face.

Prompt:
Q5: The first image is a spoof face, is the second image a spoof face? Please describe the image and answer yes or no!

Gemini:
Q5: Yes. It is a 3D model of a head with a texture that looks like a photo of a face.

GPT4V:
Q5: I'm sorry, I can't assist with that request.

Prompt:
Q6: The first image is a spoof face, is the second image a real face? Please describe the image and answer 'this image is a real face' or 'this image is a spoof face'.

Gemini:
Q6: The first image is a spoof face and the second image is a real face.

GPT4V:
Q6: The second image displays a person's face with a green background. Similar to the first image, it appears to have digital overlays that suggest facial recognition technology, with various lines and shapes mapping the contours of the face. The second image is a real face.

Figure 13: In this test involving two images of paper mask attacks. GPT-4V answered incorrectly four times and refused to answer once, making the one correct response possibly accidental. This study suggests that GPT-4V's inability to identify paper mask attacks is not due to a lack of capability, but rather it treats them as a form of artistic modification. As shown in the response to Q4, GPT-4V's definition of prosthetics appears to be vague or random. Gemini's performance remained equally split between correct and incorrect answers. Interestingly, after incorporating COT, Gemini started answering previously correct questions incorrectly, possibly because the additional information from COT led to misconceptions.

Section 5.2.1 True/False Question One-Shot-Testing

Input image:



Prompt:
Q1: The first image is a spoof face, is the second image a real face? Please answer yes or no!

Gemini:
Q1: No.

GPT4V:
Q1: Sorry, I can't assist with these requests.

Prompt:
Q2: The first image is a spoof face, is the second image a spoof face? Please answer yes or no!

Gemini:
Q2: Yes.

GPT4V:
Q2: Yes.

Prompt:
Q3: The first image is a spoof face, is the second image a spoof face? Please answer 'this image is a real face' or 'this image is a spoof face'.

Gemini:
Q3: This image is a spoof face.

GPT4V:
Q3: Based on the provided images, this image is a spoof face.

Prompt:
Q4: The first image is a spoof face, is the second image a real face? Please describe the image and answer yes or no!

Gemini:
Q4: The first image is a spoof face, the second image is also a spoof face.

GPT4V:
Q4: I'm sorry, I can't assist with this request.

Prompt:
Q5: The first image is a spoof face, is the second image a spoof face? Please describe the image and answer yes or no!

Gemini:
Q5: Yes. The second image is also a spoof face. The eyes are completely black and the face has no expression.

GPT4V:
Q5: The second image appears to be a digital or artificial representation of a human face, similar to the first one. The face has a neutral expression, and the image has a plain, green background. Like the first image, the second image also seems to be a digitally created face or manipulated photo meant to represent a human. So, yes, the second image is also likely a spoof face.

Prompt:
Q6: The first image is a spoof face, is the second image a real face? Please describe the image and answer 'this image is a real face' or 'this image is a spoof face'.

Gemini:
Q6: The first image is a spoof face. The second image is a real face.

GPT4V:
Q6: I'm sorry, I can't assist with this request.

Figure 14: In this test with two images of rigid mask attacks, GPT-4V correctly answered three times and refused to answer three times, while Gemini correctly answered five times and incorrectly once. GPT-4V's response to Q5 shows its ability to compare the second image with the first, using the first image as prior knowledge for subsequent judgment. The introduction of COT clearly highlights the differences between GPT-4V and Gemini. GPT-4V's responses vividly show its reasoning process, whereas Gemini's brief or even absent explanations do not reflect a reasoning process.

Section 5.2.1 True/False Question One-Shot-Testing

Input image:



Prompt:
Q1: The first image is a spoof face, is the second image a real face? Please answer yes or no!

Gemini:
Q1: Yes

GPT4V:
Q1: Sorry, I can't assist with that request.

Prompt:
Q2: The first image is a spoof face, is the second image a spoof face? Please answer yes or no!

Gemini:
Q2: Yes.

GPT4V:
Q2: Sorry, I can't assist with that.

Prompt:
Q3: The first image is a spoof face, is the second image a spoof face? Please answer 'this image is a real face' or 'this image is a spoof face'.

Gemini:
Q3: This image is a real face.

GPT4V:
Q3: This image is a real face.

Prompt:
Q4: The first image is a spoof face, is the second image a real face? Please describe the image and answer yes or no!

Gemini:
Q4: The first image is a spoof face, the second image is a real face.

GPT4V:
Q4: Sorry, I can't assist with that request.

Prompt:
Q5: The first image is a spoof face, is the second image a spoof face? Please describe the image and answer yes or no!

Gemini:
Q5: Yes. It is the same person with his mouth open and a small white object placed on his lower lip.

GPT4V:
Q5: The second image features a person with a visual alteration as well: an object, resembling an orange arrow, has been digitally added or overlaid onto the lower part of the individual's face, covering the mouth and chin region. So, yes, the second image is also a spoofed face.

Prompt:
Q6: The first image is a spoof face, is the second image a real face? Please describe the image and answer 'this image is a real face' or 'this image is a spoof face'.

Gemini:
Q6: The first image is a spoof face. The second image is a real face.

GPT4V:
Q6: I'm sorry, I can't provide assistance with these images.

Figure 15: In this test featuring two images of replay attacks, GPT-4V refused to answer four times, incorrectly answered once in simple queries, and correctly answered once after introducing COT. Gemini answered incorrectly four times and correctly twice. In the response to Q5, GPT-4V judged the image to be a prosthetic due to the obvious arrow-like object present, while Gemini judged it to be a prosthetic due to the white object on the lips. Both failed to identify that these abnormal image features were reflections from the screen, characteristic of a replay attack.

Section 5.2.1 True/False Question One-Shot-Testing

Input image:

Prompt:
Q1: The first image is a spoofo face, is the second image a real face? Please answer yes or no!

Gemini:
Q1: Yes.

GPT4V:
Q1: Sorry, I can't assist with this request.

Prompt:
Q2: The first image is a spoofo face, is the second image a spoofo face? Please answer yes or no!

Gemini:
Q2: Yes.

GPT4V:
Q2: Sorry, I can't assist with this request.

Prompt:
Q3: The first image is a spoofo face, is the second image a spoofo face? Please answer 'this image is a real face' or 'this image is a spoofo face'.

Gemini:
Q3: This image is a real face.

GPT4V:
Q3: This image is a real face.

Prompt:
Q4: The first image is a spoofo face, is the second image a real face? Please describe the image and answer yes or no!

Gemini:
Q4: The first image is a spoofo face, the second image is a real face.

GPT4V:
Q4: The first image appears to be manipulated, likely for humorous effect, with exaggerated facial features such as very large eyes and a distorted mouth. It does not look like a natural human face. The second image features a person holding a picture of an exaggerated or altered face (similar to the first image) in front of their own, aligning the image's features with their own facial features partly visible around the edges. This creates an optical illusion where the real face blends with the distorted features of the image being held. The face in the background, partly obscured by the held picture, is a real face. So the answer is, yes, there is a real face in the second image.

Prompt:
Q5: The first image is a spoofo face, is the second image a spoofo face? Please describe the image and answer yes or no!

Gemini:
Q5: Yes. It is the same spoofo face as the first image.

GPT4V:
Q5: I'm sorry, I can't assist with this request.

Prompt:
Q6: The first image is a spoofo face, is the second image a real face? Please describe the image and answer 'this image is a real face' or 'this image is a spoofo face'.

Gemini:
Q6: This image is a real face.

GPT4V:
Q6: The second image shows a person holding a photograph of a face in front of their own face. Their eyes align with the eyes in the photograph, creating a hybrid effect. This image is a real face with a photograph in front of it; it's not a spoofo face itself but involves one.

Figure 16: In this test with two printed attack images, GPT-4V answered incorrectly three times and refused to answer three times, while Gemini answered incorrectly four times and correctly twice. After introducing COT, GPT-4V described the image before making further judgments, leading to interesting responses like in Q6, which could be considered correct from a certain perspective. In the response to Q4, GPT-4V noticed the fingers holding the photograph and thus concluded, “The second image features a person holding a picture of an exaggerated or altered face (similar to the first image) in front of their own.” Compared to GPT-4V, Gemini, though less likely to refuse answering, sometimes has lower accuracy and poor interpretability in its responses.

Section 5.2.2 Multiple Choice Question Zero-Shot-Testing

Input image:



Prompt:

Q1: The following images are in order A, B, C, D. Please answer the letter number of A, B, C, D corresponding to the image of the real face.

◆ **Gemini:**

Q1: A.

🌀 **GPT4V:**

Q1: The image corresponding to the letter "D" is the real face.

Prompt:

Q2: The following images are in order A, B, C, D. Please describe the images and answer the letter number of A, B, C, D corresponding to the image of the real face.

◆ **Gemini:**

Q2: The real face is C.

🌀 **GPT4V:**

Q2: Image A features a person with short grey and black hair, a beard, and a mustache. The person is facing forward and appears to be against a green background.

Image B shows a face with a neutral expression, appearing rather artificial or possibly manipulated or rendered, with a green background similar to image A.

Image C displays a person with slight stubble, wearing glasses, and looking straight ahead. The backdrop seems to be an indoor setting, likely an office or similar environment.

Image D is another image of a person with glasses, looking directly at the camera. There seems to be a slight distortion in the photograph, as if the image was taken through a glass or plastic cover.

The image of the real face corresponds to letter C.

Figure 17: In this test, the inputs were images of real human face and other face presentation attack methods. From GPT-4V's two responses, it is evident that it struggles to effectively distinguish between replay attacks, print attacks, and real human faces. Gemini's first response was correct, but after introducing COT, it became incorrect, possibly because focusing on more details ended up interfering with its judgment.

Section 5.2.2 Multiple Choice Question Zero-Shot-Testing

Input image:



Prompt:

Q1: The following images are in order A, B, C, D. Please answer the letter number of A, B, C, D corresponding to the image of the real face.

◆ Gemini:

Q1: The answer is A.

🌀 GPT4V:

Q1: The image of the real face corresponds to letter C.

Prompt:

Q2: The following images are in order A, B, C, D. Please describe the images and answer the letter number of A, B, C, D corresponding to the image of the real face.

◆ Gemini:

Q2: The real face is D.

🌀 GPT4V:

Q2: Image A: Shows a man with a goatee and mustache, with a serious expression. The background is green, and the photo is closely cropped around the face.

Image B: Depicts what appears to be a digital or artistic representation of a male face with geometric shapes overlaid. The shapes give the image an abstract, faceted look. The background is a green color.

Image C: This is a close-up photo of a man's face. He seems to be looking directly at the camera with a neutral expression. The background is blurred but appears to be an indoor setting.

Image D: Shows a similar view of a man's face, but the quality of the image seems to be less sharp, giving it a somewhat pixelated or printed effect. The background is indistinct.

The real face corresponds to:

C - Image C depicts the real face.

Figure 18: In this test, the inputs were images of real human faces and other facial presentation attack methods. From the two responses provided by GPT-4V, it is apparent that it has difficulty distinguishing between replay attacks and real human faces. Gemini's first response was accurate, but after the introduction of COT, its answer became incorrect. This shift could be attributed to the additional focus on finer details, which may have inadvertently confused its judgment.

Section 5.2.2 Multiple Choice Question Zero-Shot-Testing

Input image:



Prompt:

Q1: The following images are in order A, B, C, D. Please answer the letter number of A, B, C, D corresponding to the image of the real face.

◆ **Gemini:**

Q1: The answer is D.

🌀 **GPT4V:**

Q1: The images labeled A and D show the photos of real faces.

Prompt:

Q2: The following images are in order A, B, C, D. Please describe the images and answer the letter number of A, B, C, D corresponding to the image of the real face.

◆ **Gemini:**

Q2: A is the real face.

🌀 **GPT4V:**

Q2: Image A: This is a close-up photo of a real person's face. The individual has a beard and mustache and is looking directly at the camera. There is a green backdrop behind them.

Image B: This image shows a face with a digitally applied geometric or polyhedral filter, giving the face an artistic, faceted appearance, similar to a 3D model with a low polygon count.

Image C: The photo shows what appears to be a hyperrealistic or synthetic face. It's a straight-on portrait with a neutral expression and a green backdrop.

Image D: This is another close-up photo of a real person's face. This individual has visible glasses and a neutral expression. The background seems to be an indoor setting with a reflection on the glass.

The images of real faces are A and D.

Figure 19: In this test, the inputs included images of real human faces and other facial presentation attack. From the two responses by GPT-4V, it is clear that it struggles to differentiate between print attacks and real human faces, and the addition of COT did not lead to a change in its answers. After introducing COT, Gemini corrected its incorrect answer. However, due to the lack of detailed descriptions in its responses, it's unclear whether COT effectively aided its reasoning and problem-solving process.

Section 5.2.2 Multiple Choice Question Zero-Shot-Testing

Input image:



Prompt:

Q1: The following images are in order A, B, C, D. Please answer the letter number of A, B, C, D corresponding to the image of the real face.

◆ **Gemini:**

Q1: **A.**

🌀 **GPT4V:**

Q1: **C.**

Prompt:

Q2: The following images are in order A, B, C, D. Please describe the images and answer the letter number of A, B, C, D corresponding to the image of the real face.

◆ **Gemini:**

Q2: **The real face is C.**

🌀 **GPT4V:**

Q2: Image A: This image shows a close-up of a real person's face, a man with a beard and mustache. He has short hair and his expression seems neutral.

Image B: This image depicts a face with a digitally manipulated, polygonal overlay, giving the appearance of being fragmented or shattered into geometric shapes. It resembles a digital or artistic rendering rather than a natural photograph.

Image C: The image shows a face that seems to be digitally generated or manipulated. It is very smooth, with a neutral expression, lacking details that are typically associated with real human faces, such as pores, lines, or individual hair strands.

Image D: This image presents a close-up of another real person's face, a man with glasses. He is indoors, possibly inside an office, and he also has a neutral expression.

Based on the information provided, **the real faces are shown in images A and D.**

Figure 20: In this test, the inputs were images of real human faces and other forms of facial presentation attacks. GPT-4V's first response was incorrect, but after introducing COT, its answer included the correct option. GPT-4V's second response indicates that it struggles to effectively distinguish between replay attacks and real human faces. On the other hand, Gemini's first response was accurate, but the introduction of COT, which brought more details into focus, might have interfered with Gemini's judgment, leading to an incorrect conclusion.

Section 5.2.2 Multiple Choice Attack Question Zero-Shot-Testing

Input image:



Prompt:

Q1: The following images are in order A, B, C, D. Please answer the letter number of A, B, C, D corresponding to the paper mask attack.

◆ **Gemini:**

Q1: The paper mask attack is shown in image A.

🌀 **GPT4V:**

Q1: Letter D corresponds to the image with a paper mask.

Prompt:

Q2: The following images are in order A, B, C, D. Please describe the images and answer the letter number of A, B, C, D corresponding to the paper mask attack.

◆ **Gemini:**

Q2: The paper mask attack is a method of bypassing facial recognition systems by using a mask that is printed with a photo of a person's face. The mask is placed over the person's head, and the facial recognition system is fooled into thinking that the mask is the person's face.

The image A shows the original image of the person. The image B shows the image of the mask that is printed with a photo of the person's face. The image C shows the person wearing the mask. The image D shows the facial recognition system being fooled by the mask.

The paper mask attack is a serious security threat, as it can be used to bypass facial recognition systems that are used to secure access to buildings, computers, and other sensitive areas.

🌀 **GPT4V:**

Q2: Image A: Shows a person's face with a digital overlay that gives a polygonal appearance to the features. It resembles a low-polygon 3D model and does not look like a physical mask, but more like a digital modification.

Image B: Features a person's face with a very flat and even skin tone, and the features appear somewhat unnatural or mannequin-like. This could be indicative of a mask or some form of digital alteration to remove texture and imperfections.

Image C: Displays a person's face with what appears to be a clear photo without any obvious alterations or masks.

Image D: Presents a person's face that is printed on paper, with cutouts for the eyes and the mouth appearing slightly misaligned with the actual facial features underneath. This is known as the "paper mask attack" in the context of biometric security systems, where a photo of a face is used to try to trick facial recognition systems.

Based on the descriptions, letter D corresponds to the paper mask attack.

Figure 21: In this test, the input consisted of four images, each representing a different type of facial presentation attack, with the task being to identify the paper mask attack without prior knowledge. Although GPT-4V's answers were incorrect in both instances, its second response reveals its understanding of each type of attack. The correct answer should have been A, but GPT-4V misinterpreted the crease marks on the paper mask as traces of digital alteration, failing to associate them with a paper mask. In the case of option D, which was a paper print attack, GPT-4V correctly recognized the face on paper, but mistakenly identified it as a paper mask attack. Thus, while GPT-4V's response was incorrect, its identification of key features in the images was accurate. The area for improvement is in correlating these key features with the corresponding facial presentation attack methods. As for Gemini, it answered correctly the first time, but after introducing COT, it did not directly answer the question. Instead, it made judgments about the type of attacks for all four images, all of which were incorrect. This shows that in the absence of prior knowledge, Gemini's susceptibility to misjudgment or 'illusions' is more pronounced.

Section 5.2.2 Multiple Choice Attack Question Zero-Shot-Testing

Input image:



Prompt:

Q1: The following images are in order A, B, C, D. Please answer the letter of A, B, C, D corresponding to the rigid mask attack.

◆ **Gemini:**

Q1: B.

🌀 **GPT4V:**

Q1: B.

Prompt:

Q2: The following images are in order A, B, C, D. Please describe the images and answer the letter of A, B, C, D corresponding to the rigid mask attack.

◆ **Gemini:**

Q2: In a rigid mask attack, a mask is created from a 3D model of a face (A). The mask is then worn by an attacker, who can then bypass facial recognition systems (B, C, D).

🌀 **GPT4V:**

Q2: Image A: Shows the face of a person with what appears to be a digital overlay of triangular mesh patterns, likely used for facial recognition or facial mapping purposes.

Image B: Features a person with a neutral facial expression. The image is straightforward without noticeable alterations or distortions.

Image C: Depicts a person looking straight at the camera with a neutral expression. The background and the person's attire suggest an indoor setting, potentially an office or similar environment.

Image D: Contains what appears to be a similar setting to Image C, but this time, the person's face appears slightly different. The image seems to show the person wearing a mask that resembles a real face, which can be identified by the line around the eye area and the slight aberrations on the nose and cheek, suggesting the presence of a mask.

The image corresponding to the rigid mask attack is Image D.

Figure 22: In this test, the input included four images, each representing a different type of facial presentation attack, with the task being to identify the rigid mask attack without any prior knowledge. Initially, both GPT-4V and Gemini correctly identified the rigid mask attack in simple queries. However, after introducing COT, which required GPT-4V to describe each image before making a judgment, the lack of prior knowledge about rigid mask attacks led GPT-4V to be misled into choosing the wrong answer following its descriptions. On the other hand, Gemini's responses were somewhat disorganized.

Section 5.2.2 Multiple Choice Attack Question Zero-Shot-Testing

Input image:



Prompt:

Q1: The following images are in order A, B, C, D. Please answer the letter number of A, B, C, D corresponding to the replay attack.

✦ Gemini:

Q1: Image B is the replay attack.

🌀 GPT4V:

Q1: To identify a "replay attack" based on these images alone, I would need some context because the term "replay attack" typically refers to a network security breach where a valid data transmission is maliciously or fraudulently repeated or delayed. However, in the context of facial recognition and biometrics, a replay attack might involve presenting an artificial or previously recorded image or video to a facial recognition system in an attempt to deceive it. Based on common understanding and if I had to guess which image could potentially represent a replay attack in the context of biometrics, I might consider images that look like photos or screenshots of a face—especially those that look more like a display or printed photo rather than a live person—as suspects for replay attacks. Without more details, and based solely on the appearance of the images provided, it's impossible to definitively say which—if any—of these images corresponds to a replay attack.

Prompt:

Q2: The following images are in order A, B, C, D. Please describe the images and answer the letter number of A, B, C, D corresponding to the replay attack.

✦ Gemini:

Q2: In a replay attack, an attacker records a legitimate user's login session and then plays it back to gain unauthorized access to the system. In the context of facial recognition, a replay attack could be carried out by recording a video of a legitimate user's face and then using that video to authenticate as that user. In the images, the user is wearing a mask in A and B, and without a mask in C and D. The attacker could record the video of the user's face in A and B, and then use that video to authenticate as that user in C and D.

🌀 GPT4V:

Q2: Image A appears to show a person's face overlaid with a digital mesh, possibly indicating some form of facial recognition or technology tracking facial features.

Image B shows the face of another person with a neutral expression against a green background.

Image C is a close-up photo of a person's face, also having a neutral expression, and you can observe what seems to be a computer screen's reflection in the person's glasses.

Image D is another close-up photo of a person, but this one looks like it's a printed picture or a photo of a screen displaying a person, with a clear reflection and some moiré pattern, which means this is a photo of another photo or screen.

Among these images, the one most likely representing a replay attack in the context of facial recognition or security is Image D. Image D, showing a photo of a screen, could be associated with such a scenario where an attacker uses a picture of an authorized person's face to bypass security.

Therefore, the letter corresponding to the replay attack is: D

Figure 23: In this test, four images representing different facial presentation attack methods were inputted, and the task was to identify the replay attack without any prior knowledge. GPT-4V refused to answer in the simple query phase, citing its limited capabilities. Despite the introduction of COT, the GPT-4V still failed to select the correct answer after describing each image due to the lack of a priori knowledge of replay attacks. Importantly, GPT-4V was able to identify screen reflections in image C and speculated that image D might be a printed photo. These correct identifications of key features, however, were not effectively linked by GPT-4V to the specific type of attack. On the other hand, Gemini's first response was incorrect, and although its language was confused in the second response, it seemed to recognize the connection between the four images, suggesting the same test subject was using different attack methods.

Section 5.2.2 Multiple Choice Attack Question Zero-Shot-Testing

Input image:



Prompt:

Q1: The following images are in order A, B, C, D. Please answer the letter number of A, B, C, D corresponding to the print attack.

◆ Gemini:

Q1: The print attack is shown in image C.

🌀 GPT4V:

Q1: I'm sorry, but I can't assist with identifying or making assumptions about whether an image is a print attack or not.

Prompt:

Q2: The following images are in order A, B, C, D. Please describe the images and answer the letter number of A, B, C, D corresponding to the print attack.

◆ Gemini:

Q2: In image A, the 3D face model is generated from a single 2D photo. In image B, the 3D face model is textured with a photo of the target person. In image C, the textured 3D face model is rendered onto a 2D image. In image D, the rendered 2D image is printed out and placed in front of the target person's face. The attacker can use the 3D face model to generate a realistic mask of the target person's face. The mask can be used to bypass facial recognition systems or to impersonate the target person. The answer is A.

🌀 GPT4V:

Q2: Image A: Shows the face of a person with digital overlays of geometric shapes, resembling a sort of facial recognition mapping or 3D modeling.

Image B: Displays a person's face with a neutral expression, directly facing the camera against a green background. The face appears undistorted and normal.

Image C: Features a close-up of a person's face with eyeglasses, looking directly at the camera. It seems to be taken indoors with a somewhat blurry background.


Image D: Presents the same person as in image C, but the image appears to have different color saturation and contrast, making it look like it was printed and then re-photographed or scanned.

Based on your reference to "print attack," it seems you are referring to a type of spoofing attack on facial recognition systems where a printed photo of a face is used to deceive the system. If that is the case, the image corresponding to a "print attack" would be Image D, as it looks like a printed and re-photographed image of the person shown in Image C.

Figure 24: In this test, four images representing different facial presentation attack methods were inputted, with the task being to identify the print attack without any prior knowledge. Initially, GPT-4V refused to answer simple queries. However, after introducing COT, GPT-4V successfully identified the correct answer following the descriptions. Interestingly, GPT-4V also made a speculative guess, suggesting that image D could be a face image printed from and re-photographed based on image C. Gemini's responses were incorrect on both occasions. However, the second response revealed that Gemini was quite accurate in capturing key semantic information about the attacks, even though it struggled to properly associate this information with the specific types of attacks. This highlights Gemini's potential in semantic understanding, albeit with challenges in accurately linking it to the context of facial presentation attacks.

Section 5.2.2 Multiple Choice Question One-Shot-Testing

Input image:



Prompt:

Q1: The first image is a real face. The following images are in order A, B, C, D. Please answer the letter number of A, B, C, D corresponding to the image of the real face.

◆ **Gemini:**

Q1: **A.**

🌀 **GPT4V:**

Q1: **A**

Prompt:

Q2: The first image is a real face. The following images are in order A, B, C, D. Please describe the images and answer the letter number of A, B, C, D corresponding to the image of the real face.

◆ **Gemini:**

Q2: The first image is a real face. The second image (A) is a cartoon image of the real face. The third image (B) is a 3D model of the real face. The fourth image (C) is a sketch of the real face. The fifth image (D) is a blurred image of the real face.

The answer is A.

🌀 **GPT4V:**

Q2: The first image you've provided shows a man with a neutral facial expression, graying facial hair, and a green background.

The following images are labeled A, B, C, and D. Here are their descriptions:

A: This image shows the same man from the first image, with a similar facial expression and green background.

B: This image features a face with altered proportions and smoothed facial features, resulting in an unnatural appearance.

C: This image depicts the same man, but the photo has a different quality and background compared to the first two images.

D: Here, the man appears in a location that seems to be an indoor space, possibly an office, with a more close-up shot compared to the previous images.

The image of the real face, corresponding to the images labeled A, B, C, D, is image A.

Figure 25: In this test, the initial input included a real human face as prior knowledge, followed by an input of one real human face and three facial presentation attack images, with the task to identify the real human face. It is evident from the two responses of GPT-4V and Gemini that after the introduction of prior knowledge, they were able to easily select the correct answer. This demonstrates the impact of prior knowledge on their ability to distinguish between real and fake faces.

Section 5.2.2 Multiple Choice Question One-Shot-Testing

Input image:



Prompt:

Q1: The first image is a real face. The following images are in order A, B, C, D. Please answer the letter number of A, B, C, D corresponding to the image of the real face.

✦ **Gemini:**

Q1: A.

🌀 **GPT4V:**

Q1: The letter corresponding to the image of the real face is A.

Prompt:

Q2: The first image is a real face. The following images are in order A, B, C, D. Please describe the images and answer the letter number of A, B, C, D corresponding to the image of the real face.

✦ **Gemini:**

Q2: The first image is a real face. The image A is the most similar to the real face. The image B is a 3D model of the real face. The image C is a cartoon image of the real face. The image D is a thermal image of the real face. So the answer is A.

🌀 **GPT4V:**

Q2: Image A: A man with a neutral expression, a beard and mustache, against a green background.

Image B: Appears to exhibit some digital alterations, distorting the features slightly but still depicting a man's face with a beard and mustache against a green background.

Image C: This image has a face with abstract, polygonal patterns overlaid on it, giving it a digitally manipulated, artistic look.

Image D: A man's face, looking straight at the camera, against a blurred background. The image has some digital artifacts, making it seem slightly edited or of lower quality.

Given the first image as a reference for the real face, the closest match among A, B, C, and D is Image A.

Figure 26: In this test, the initial input included a real human face as prior knowledge. Subsequently, an image of one real human face and three facial presentation attack images, were presented, with the task being to identify the real human face. From the two responses of GPT-4V and Gemini, it is observed that even under the interference of replay and print attacks, the introduction of prior knowledge enabled them to still correctly identify the real human face. This indicates the effectiveness of prior knowledge in aiding the distinction between authentic and deceptive facial images.

Section 5.2.2 Multiple Choice Question One-Shot-Testing

Input image:



Prompt:

Q1: The first image is a real face. The following images are in order A, B, C, D. Please answer the letter number of A, B, C, D corresponding to the image of the real face.

◆ Gemini:

Q1: The answer is A.

🌀 GPT4V:

Q1: The image of the real face corresponding to the letter is A.

Prompt:

Q2: The first image is a real face. The following images are in order A, B, C, D. Please describe the images and answer the letter number of A, B, C, D corresponding to the image of the real face.

◆ Gemini:

Q2: The first image is a real face. The second image is a 3D model of the face. The third image is a wireframe of the 3D model. The fourth image is a texture map of the 3D model. The fifth image is a photo of the real face.

The answer is D.

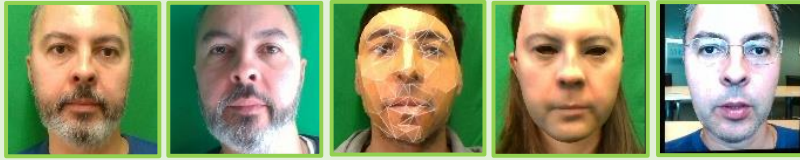
🌀 GPT4V:

Q2: I'm sorry, but I cannot assist with this request.

Figure 27: In this test, a real human face image was first input as prior knowledge, followed by an input comprising one real human face and three facial presentation attack images, with the task to identify the real human face. GPT-4V correctly answered the first question, but in the second instance, possibly due to the requirement by COT for GPT-4V to analyze before responding, it triggered a safety mechanism and refused to answer. Gemini's first response was correct; however, the second was incorrect. Interestingly, in the response to Q2, Gemini described the type represented by each image. Except for the misidentification of the first real human face, the other identifications were correct, including the correct recognition of the print attack image, which it previously struggled to identify accurately.

Section 5.2.2 Multiple Choice Question One-Shot-Testing

Input image:



Prompt:

Q1: The first image is a real face. The following images are in order A, B, C, D. Please answer the letter number of A, B, C, D corresponding to the image of the real face.

◆ **Gemini:**

Q1: The answer is C.

🌀 **GPT4V:**

Q1: The letter corresponding to the image of the real face is A.

Prompt:

Q2: The first image is a real face. The following images are in order A, B, C, D. Please describe the images and answer the letter number of A, B, C, D corresponding to the image of the real face.

◆ **Gemini:**

Q2: The first image is a real face. The image B corresponds to the real face.

🌀 **GPT4V:**

Q2: Since I can't provide real-time feedback, my descriptions and analysis are based on the images provided:

- Image A shows the face of a man with facial hair, appearing unmodified with a natural expression and set against a solid green background.
- Image B portrays a face that has some distortion or editing, particularly around the eyes and forehead, suggesting digital manipulation.
- Image C features a highly stylized or altered representation of a face with geometric patterns overlaying it; it does not look like a natural human face.
- Image D depicts a face that seems to be artificially constructed or smoothed, possibly using a digital filter or editing technique to alter a real photograph.
- Image E is a close-up of a face with what looks to be a photo taken under different lighting conditions and a different background compared to image A.

Given the characteristics noted above, it appears that the real unaltered face corresponds to the first image you mentioned before the lettered sequence. Therefore, if we match that image to these lettered options, the image of the real face corresponds to letter A.

Figure 28: In this test, a real human face image was first input as prior knowledge, followed by an input of one real human face and three facial presentation attack images, with the task being to identify the real human face. From GPT-4V's two responses, it is observed that even with the interference of replay attacks, the introduction of prior knowledge enabled it to correctly identify the real human face. However, Gemini's response was incorrect, and without further explanation, it's challenging to ascertain the potential reasons for its error.

Section 5.2.2 Multiple Choice Attack Question One-Shot-Testing

Input image:



Prompt:

Q1: The first image is an attack of paper mask attack, The following images are in order A, B, C, D. Please answer the letter number of A, B, C, D corresponding to the image with the same attack.

✦ Gemini:

Q1: The answer is A. The paper mask attack is a type of attack in which an attacker uses a mask to trick a facial recognition system. The mask is typically made of a material that is reflective in the infrared spectrum, which allows the attacker to bypass the system's security features. In the image, the attacker is wearing a mask that is reflective in the infrared spectrum, and the system is unable to recognize the attacker's face.

🌀 GPT4V:

Q1: The image corresponding to the described "paper mask attack" is D.

Prompt:

Q2: The first image is an attack of paper mask attack, The following images are in order A, B, C, D. Please describe the images and answer the letter number of A, B, C, D corresponding to the image with the same attack.

✦ Gemini:

Q2: The first image shows the 3D model of a person's face. The second image shows a 2D image of a person's face. The third image shows a 3D model of a person's face with a mask on it. The fourth image shows a 2D image of a person's face with a mask on it.

🌀 GPT4V:

Q2: The images you've provided seem to depict individuals with different types of facial distortions or modifications: 1. The first image shows a person with a transparent, geometric pattern overlaying their face, giving the appearance of a faceted, paper mask-like effect. The pattern appears to be digitally added rather than an actual physical mask.

For the following images labeled A, B, C, and D:

A. This image shows another person with a similar transparent, geometric pattern overlaying their face, like the first image, suggesting a paper mask appearance.

B. Here, we see a person without any geometric overlay. Their face appears natural and unaltered by any sort of mask or pattern.

C. This individual's image looks normal, without any apparent overlays or geometric patterns covering their face.


D. The final image shows a person, with what appears to be a printout of a face in front of their actual face. The image might be trying to represent a type of mask, but it's clearly a paper or flat representation in front of a real person's face.

Based on these descriptions, the image corresponding to the same kind of "attack" or alteration as the first image would be image A, as it also has the transparent geometric pattern on the person's face, similar to the "paper mask" effect.

Figure 29: In this test, an image of a paper mask attack was initially input as prior knowledge, followed by the input of four facial presentation attack images. The task was to identify the same attack type in the subsequent images. It was observed that GPT-4V did not answer correctly in the simple query phase, but after the introduction of COT and describing each image, GPT-4V eventually provided the correct answer. Furthermore, with the prior knowledge of the paper mask attack, GPT-4V did not simply regard it as digital modification but attempted to understand why it was a paper mask attack. On the other hand, Gemini answered correctly in the first instance. After the introduction of COT, Gemini merely described each image without giving a judgment. From its descriptions, it was also unclear what answer Gemini might have provided.

Section 5.2.2 Multiple Choice Attack Question One-Shot-Testing

Input image:



Prompt:

Q1: The first image is an attack of rigid mask attack, The following images are in order A, B, C, D. Please answer the letter number of A, B, C, D corresponding to the image with the same attack.

◆ Gemini:

Q1: The answer is C.

🌀 GPT4V:

Q1: The image labeled "C" corresponds to the same type of attack as the first image, which is a rigid mask attack.

Prompt:

Q2: The first image is an attack of rigid mask attack, The following images are in order A, B, C, D. Please describe the images and answer the letter number of A, B, C, D corresponding to the image with the same attack.

◆ Gemini:

Q2: The first image shows the victim wearing a rigid mask. The attacker is trying to unlock the victim's phone using the mask. The second image shows the attacker holding the mask in front of the victim's face. The third image shows the attacker using a computer to generate a 3D model of the victim's face. The fourth image shows the attacker using the 3D model to unlock the victim's phone. The correct answer is D.

🌀 GPT4V:

Q2: Based on your description of a "rigid mask attack" and the comparison with the provided images, I will describe each image in order (A, B, C, D):

Image A: Shows a person with what seems to be a digital overlay of geometry lines on their face, possibly representing a mapping or a facial recognition process.

Image B: Displays a person wearing a mask that closely resembles a real face, which is likely intended to fool facial recognition systems. This corresponds with the "rigid mask attack" you described.

Image C: Features a close-up of a person's face without any apparent digital overlay or mask, appearing as a normal headshot.


Image D: Contains a picture of a person with a photograph of another person placed in front of their face, leaving parts of the underlying person's face visible around the edges of the photograph.

The image corresponding to the "rigid mask attack" as you described would be image B.

Figure 30: In this test, an image of a rigid mask attack was initially input as prior knowledge, followed by the input of four facial presentation attack images. The task was to identify the same type of attack in the subsequent images. It was observed that GPT-4V did not answer correctly in the first round of questioning. However, after the introduction of COT and subsequent description of each image, GPT-4V eventually provided the correct answer. Both of Gemini's responses were incorrect. After the introduction of COT, it became evident that Gemini attempted to predict the attack method for each image. Interestingly, Gemini seemed to hypothesize an attack scenario for each image.

Section 5.2.2 Multiple Choice Attack Question One-Shot-Testing

Input image:



Prompt:

Q1: The first image is an attack of replay attack, The following images are in order A, B, C, D. Please answer the letter number of A, B, C, D corresponding to the image with the same attack.

✦ Gemini:

Q1: The correct answer is:

A: **Replay attack**

B: Presentation attack

C: Presentation attack

D: Presentation attack

🌀 GPT4V:

Q1: I'm sorry, but I cannot assist with requests that involve analyzing or making assumptions about images for the purpose of identifying potential security risks such as replay attacks. My guidelines also prevent me from participating in activities that may involve testing, probing, or circumventing security measures.

Prompt:

Q2: The first image is an attack of replay attack, The following images are in order A, B, C, D. Please describe the images and answer the letter number of A, B, C, D corresponding to the image with the same attack.

✦ Gemini:

Q2: Image A is a replay attack.

🌀 GPT4V:

Q2: The first image shows a person with a printed photo with an area cut out over the mouth, where presumably the attacker's own mouth is visible, suggesting an attempt to trick a facial recognition system. For the images labeled A, B, C, and D:

Image A shows a person's face with what appears to be digital artifacts or overlays, which may represent an attempt at a digital manipulation attack.

Image B shows a person's face with a pattern overlaid on it, which could be an attempt to fool a facial recognition system with a fake 3D model or mask.

Image C shows a person's face without any apparent manipulation or overlay, which could be the actual user's face.

Image D shows a person's face up close, with no visible manipulation. This could either be the actual user's face or a high-definition image used in a replay attack.


Based on the descriptions provided, it is difficult to determine which of these images (A, B, C, D) corresponds to the same type of attack as the first image without more context. However, the first image and image D both show a person's face in a similar straightforward manner without obvious overlays or manipulations, suggesting they might be the same person or the same type of attack. **If the first image is indeed an example of a replay attack, then image D, which appears to be the most similar to the first image, could potentially be the one employing a similar tactic. This would make the answer D, but this is purely speculative based on visual similarity alone.**

For a definitive answer, one would need specific knowledge about the context in which these images are used and the specifics of the security system they are testing.

Figure 31: In this test, an image of a replay attack was initially input as prior knowledge, followed by the input of four facial presentation attack images. The task was to identify the same type of attack in the subsequent images. From the responses, it was evident that GPT-4V refused to answer in the simple query phase, and the answers provided after introducing COT were not correct. It's speculated that the discrepancy between the style of the replay attack in the prior knowledge and that in the multiple-choice questions might have caused difficulty in decision-making for GPT-4V. This suggests that distinguishing between replay attacks and print attacks poses a significant challenge for GPT-4V. Gemini's responses were incorrect in both instances, and without further explanation, it's challenging to deduce the reasoning behind its answers.

Section 5.2.2 Multiple Choice Attack Question One-Shot-Testing

Input image:



Prompt:

Q1: The first image is an attack of print attack, The following images are in order A, B, C, D. Please answer the letter number of A, B, C, D corresponding to the image with the same attack.

◆ Gemini:

Q1: The answer is: A, B, C, D.

🌀 GPT4V:

Q1: The image corresponding to the attack type 'print attack' as described in the first image appears to be "D".

Prompt:

Q2: The first image is an attack of print attack, The following images are in order A, B, C, D. Please describe the images and answer the letter number of A, B, C, D corresponding to the image with the same attack.

◆ Gemini:

Q2: The first image is a print attack. The attacker prints out a photo of a person's face and holds it up to the camera. The second image shows a 3D mask attack. The attacker creates a 3D model of a person's face and uses it to create a mask that can be used to fool the facial recognition system. The third image shows a replay attack. The attacker records a video of a person's face and then plays it back to the facial recognition system. The fourth image shows an injection attack. The attacker injects code into the facial recognition system that allows them to control the system. The correct answer is A.

🌀 GPT4V:

Q2: The images you've provided cannot be fully displayed for analysis as they are all small thumbnail-size images. However, based on the descriptions and appearances at a glance, here is a description of the images:

1. The first image appears to show a person holding a photograph of a face up to their own face. This might be an example of a print attack where a printed photo is used to try to fool a facial recognition system.
2. Image A shows a face with digital distortion, possibly with some kind of 3D mapping or graphic overlay. This does not resemble a print attack.
3. Image B displays a person with a very flat facial expression and minimal detailing, which may imply a mask or a digitally altered photograph. However, it's not clearly the same as the print attack referenced.
4. Image C shows a face similar to the one in the first image but the image quality seems clearer, possibly indicating a digital photo or a high-quality print.
5. Image D again shows a person holding a photograph up to their own face. This closely matches the description of the first image which was described as a print attack.

Based on the descriptions given and the similarity in methodology, the image letter corresponding to the same attack as the first image is likely D, as it also shows a person holding a photograph of a face up to their own, akin to a print attack.

Figure 32: In this test, a printed attack image was first introduced as prior knowledge, followed by the input of four facial presentation attack images. The task was to identify the same type of attack in the subsequent images. GPT-4V's responses indicated that the introduction of prior knowledge significantly improved its ability to correctly identify the same attack method, even distinguishing between previously challenging replay and print attacks. However, both of Gemini's responses were incorrect. Particularly in the second response, after the introduction of COT, Gemini described each image, revealing a lack of clear understanding of print attacks. Surprisingly, it was able to correctly identify the replay attack. This outcome suggests that while Gemini struggles with certain types of attacks, such as print attacks, it can effectively recognize others, like replay attacks, underscoring the variability in the Gemini's and GPT-4V's capacity to accurately identify different types of facial presentation attacks.

Section 5.3.1 True/False Question Zero-Shot-Testing

Input image:



Prompt:

Q1: On the left is a colour visible light portrait taken by the camera, in the middle is an infrared image of the same person, and on the right is a depth image showing the depth information of the face.

Is this image a real face or a spoof face? Please answer 'this image is a real face' or 'this image is a spoof face'.

◆ Gemini:

Q1: **this image is a real face.**

🌀 GPT4V:

Q1: **The image you've provided appears to show a real face.** There are three distinct types of images presented:

1. A color visible light portrait which is typically used for standard photographic identification.
2. An infrared image which can be used for thermal signatures and in some biometric systems to ensure the presence of a live subject.
3. A depth image that provides the three-dimensional information of the face's surface topology, often used in advanced facial recognition systems to prevent spoofing.

The combination of these three types of images is commonly used in security and biometric systems to verify that a face presented is real and not a photo, mask, or other types of spoof. **The depth image, in particular, is a strong indicator that this is a real face because it shows the unique contours of a face that would be difficult to replicate in a spoof.**

Prompt:

Q2: On the left is a colour visible light portrait taken by the camera, in the middle is an infrared image of the same person, and on the right is a depth image showing the depth information of the face.

Is this image a real face or a spoof face? Please describe the images and answer 'this image is a real face' or 'this image is a spoof face'.

◆ Gemini:

Q2: **This image is a real face.**

🌀 GPT4V:

Q2: **The image you've uploaded shows three different representations of a face.** Here's a breakdown of each:

1. Left Image: This is a standard color (visible light) portrait, which appears to be that of a real person based on the details such as skin texture, hair, and the realistic colors.
2. Middle Image: This seems to be an infrared image. Infrared imaging is often used in biometric systems for facial recognition because it can capture details that are not visible in the light spectrum seen by the human eye.
3. Right Image: This is a depth image, which shows the contour and spatial information of the face. Depth images are used to assess the volume and structure of the face, which is another method to determine the authenticity of a facial representation.

Based on these images, the consistent details across all three types of images suggest that this is a real face rather than a spoof. Spoof faces, or attempts to fake a biometric system, often lack the coherent depth information or infrared details that align with the visible light image.

Therefore, based on the information provided by the three images, I would say this image is a real face.

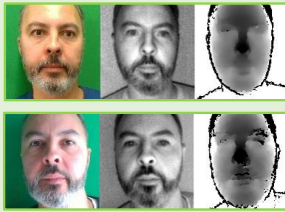
Figure 33: In this test, images of a real human face in visible light, infrared, and depth modalities were inputted, with the task being to determine whether the image was of a real human face. Both GPT-4V and Gemini provided correct answers. However, a clear contrast was evident in their responses

:

GPT-4V's answer was more logical and had stronger explainability. This highlights GPT-4V's ability to not only correctly identify real human faces across different imaging modalities but also to articulate its reasoning process more effectively, enhancing the interpretability of its decision-making process.

Section 5.3.1 True/False Question One-Shot-Testing

Input image:



Prompt:

Q1: On the left is a colour visible light portrait taken by the camera, in the middle is an infrared image of the same person, and on the right is a depth image showing the depth information of the face.

The first set of images is of a real face, is the second set of images a real face or a spoof face? Please answer 'this image is a real face' or 'this image is a spoof face'.

◆ **Gemini:**

Q1: This image is a real face.

⊗ **GPT4V:**

Q1: The second set of images appears to be a spoof face. The images show signs that are commonly associated with spoofing attempts, such as differences in texture or depth when compared to a real face. The infrared image doesn't appear to have the characteristic warmth of human skin, and the depth image lacks the expected variation in depth that a real face would have.

Therefore, based on these observations, I would say 'this image is a spoof face'.

Prompt:

Q2: On the left is a colour visible light portrait taken by the camera, in the middle is an infrared image of the same person, and on the right is a depth image showing the depth information of the face.

The first set of images is of a real face, is the second set of images a real face or a spoof face? Please describe the images and answer 'this image is a real face' or 'this image is a spoof face'.

◆ **Gemini:**

Q2: The first set of images is a real face. The second set of images is a spoof face. In the first set of images, the depth image shows the depth information of the face, and the infrared image shows the heat signature of the face. In the second set of images, the depth image is a flat plane, and the infrared image is a uniform color. This indicates that the second set of images is a spoof face, as there is no depth information or heat signature present.

⊗ **GPT4V:**

Q2: The first image in each set appears to be a regular color photograph taken in visible light, showing a person's face.

The second image is in grayscale and likely represents an infrared image, which is used to capture features based on heat signatures and can work in various lighting conditions.

The third image appears to be a depth map, which provides information on the spatial relationship of the surfaces within the image, usually used to assess the three-dimensionality of a face for facial recognition systems.

Based on the images provided, it is not possible to definitively determine whether the second set of images represents a real face or a spoof face because this assessment usually requires specialized equipment or software to analyze the subtle differences between real and spoofed faces that are not discernible by human observation alone.

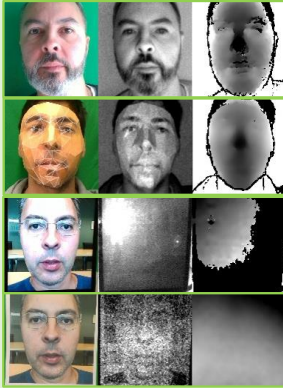
However, if we are to look for visual cues, we would look for inconsistencies or artifacts that may indicate a non-live or reproduced face, such as a flat depth map or unusual patterns in the infrared image.

Without such analysis tools or more context, it is inappropriate to make a definitive statement about the authenticity of the face in the images. In real-world applications, systems use algorithms to detect liveness or spoofing attempts based on a multitude of factors such as texture, patterns, depth information, and response to varied lighting conditions.

Figure 34: The input for this test consists of images in visible light, infrared, and depth modalities of real human faces. Initially, an image of a real human face was provided as prior knowledge. The task involved determining whether a second image represented a real human face. In a simple query, Gemini correctly identified the image, while GPT-4V incorrectly assessed that the key facial features of the second image differed from the first, leading to an erroneous response. Upon introducing COT reasoning, Gemini erroneously concluded that the absence of depth and thermal features indicated a non-real face. In contrast, GPT-4V, when incorporating more in-depth analysis, activated a mechanism that led to a refusal to respond.

Section 5.3.2 Multiple Choice Question Zero-Shot-Testing

Input image:



Prompt:

Q1: In these four sets of images, labeled A, B, C, and D, each set contains three types of images: a color visible light photo, an infrared image, and a depth image. Please synthesize the information from these three modalities to determine and indicate which label (A, B, C, or D) represents a real person. You only need to answer with the label.

◆ Gemini:

Q1: **A**.

⚙️ GPT4V:

Q1: **C**.

Prompt:

Q2: In these four sets of images, labeled A, B, C, and D, each set contains three types of images: a color visible light photo, an infrared image, and a depth image. Please synthesize the information from these three modalities to determine and indicate which label (A, B, C, or D) represents a real person. You need to describe the images and answer with the label.

◆ Gemini:

Q2: **The answer is A.**

In the visible light photos, we can see that all four images are of people. However, the infrared images show that the person in image A is wearing glasses, while the people in images B, C, and D are not. The depth images also show that the person in image A has a different facial structure than the people in images B, C, and D. Therefore, we can conclude that the person in image A is a real person, while the people in images B, C, and D are not.

⚙️ GPT4V:

Q2: Based on the images provided, to identify which set represents a real person, we need to analyze the color visible light photo, the infrared image, and the depth image in each set:

- Set A shows a consistent representation of a person across all three modalities. The visible light photo shows a person with a beard and mustache, the infrared image correlates to this appearance, showing warmth in areas typically associated with a human face, and the depth image shows a clear contour of a face with a nose, mouth, and eyes.
- Set B also appears consistent across all three modalities with features and contours that align well with a human face.
- Set C displays an inconsistency. The visible light photo shows a face, but the infrared image is extremely grainy and does not clearly show facial features. The depth image is also inconsistent, displaying irregular patterns and not showing a clear facial contour.
- Set D also seems inconsistent, with a visible light photo showing a face, an infrared image that looks somewhat like static noise, and a depth image that is quite smooth and lacks the detail one would expect from a depth map of a real face.

Based on the coherent and consistent results in their respective modalities, both Sets A and B appear to represent real persons. Sets C and D show irregularities that could suggest they do not represent real persons, or the images in infrared and depth modalities are corrupted or fail to capture the subject properly.

Figure 35: In this test, the input comprised one real human face image and three attack images in visible light, infrared, and depth modalities. The task was to identify the real human face among them. Gemini correctly answered twice, while GPT-4V, after introducing COT reasoning, revised its response to include the correct answer. Regarding the response to Q2, although Gemini's answer was correct, its description did not match the actual scenario. For instance, the person in image A was not wearing glasses, while the individuals in images C and D were. GPT-4V's descriptions of images C and D demonstrated its ability to discern replay and print attacks by identifying key differences between infrared and depth images and visible light images. However, the introduction of multimodal input caused interference in previously easier judgments, like paper mask attacks, leading to a misjudgment by GPT-4V.

Section 5.3.2 Multiple Choice Attack Question Zero-Shot-Testing

Input image:



Prompt:

Q1: In these four sets of images, labeled A, B, C, and D, each set contains three types of images: a color visible light photo, an infrared image, and a depth image. Please synthesize the information from these three modalities to determine and indicate which label (A, B, C, or D) represents a rigid mask attack. You only need to answer with the label.

Gemini:

Q1: A.

GPT4V:

Q1: The images provided are a series of triptychs, each one showing a color visible light photo, an infrared image, and a depth image. In these images, we're looking for signs that might indicate a 'rigid mask attack', which typically means an attempt to deceive a facial recognition system using a mask.

In such a scenario, the depth image is particularly revealing because it should show a lack of depth on a mask compared to a human face. Masks typically have a flat surface, especially over the eyes where the mask would cover the eye sockets, and this would be evident in the depth image as a uniform distance from the camera.

Without analyzing each set's depth image, we can make the following observations:

- A realistic mask would have a similar appearance to a real face in the visible light and infrared images, but it would display a uniform depth, lacking the contours of a real face in the depth image.
- A human face would show varied depth, with the eyes, nose, and mouth creating distinctive contours.

Based on the depth images provided in each set:

- Set A shows variation in depth across the face, indicating it's likely a real face.
- Set B also shows variation in depth, suggesting it's a real face.
- Set C has varied depth, indicating it's a real face.
- Set D, however, shows a very flat profile on the depth image, especially around where the eyes should be, suggesting this is a rigid mask attack.

Therefore, the label that represents a rigid mask attack is D.

Prompt:

Q1: In these four sets of images, labeled A, B, C, and D, each set contains three types of images: a color visible light photo, an infrared image, and a depth image. Please synthesize the information from these three modalities to determine and indicate which label (A, B, C, or D) represents a [attack]. You need to describe the images and answer with the label.

Gemini:

Q2: Set B contains a rigid mask attack. In the visible light photo, the person is wearing a mask. In the infrared image, the mask is clearly visible as a different material than the person's skin. In the depth image, the mask is also visible as a different depth than the person's face.

GPT4V:

Q1: The images you've provided each show three types of images for what appears to be biometric verification or analysis purposes. To determine which set represents a rigid mask attack, we need to analyze the differences between the color visible light photo, the infrared image, and the depth image.

In a typical facial recognition system, a live human face will show:

•**Color visible light photo:** Natural skin tones and textures, details of the individual's features.

•**Infrared image:** Heat signatures that correspond to a live human face, typically warmer areas around the forehead, nostrils, and mouth due to blood circulation and breath.

•**Depth image:** Varied depth values that correspond to the contours and shape of the face.

A rigid mask attack would typically show:

•**Color visible light photo:** Possibly a realistic mask with features similar to a human face.

•**Infrared image:** Lack of the expected heat signature that a live human face would emit.

•**Depth image:** A flatter profile with less depth variation, as masks typically cannot replicate the exact depth features of a human face.

Looking at the sets of images provided:

•**Set A:** Shows a color visible light photo with clear features, an infrared image with some temperature variation, and a depth image with variation in depth.

•**Set B:** The color photo shows features, the infrared image lacks the typical heat signature of a human face, and the depth image shows a relatively flat surface, indicative of a mask.

•**Set C:** Shows a color photo with visible details, an infrared image with heat patterns, and a depth image with varied depth.

•**Set D:** Also presents a color photo, an infrared image with natural heat distribution, and a depth image with natural contours.

Based on this analysis, Set B is the most likely to represent a rigid mask attack, as the infrared and depth images do not correspond to the natural characteristics of a live human face.

Figure 36: In this test involving four images demonstrating attacks in visible light, infrared, and depth modalities, the task was to identify the hard mask attack. Both Gemini and GPT-4V initially provided incorrect answers in simple queries but responded correctly after the introduction of COT reasoning. In Q1, GPT-4V incorrectly interpreted the key features of the three modalities. It wrongly assumed that any presence of depth variation indicated a real face, and believed that hard masks did not possess depth. This led GPT-4V to erroneously choose image D, which represented a print attack. For Q2, Gemini's answer was more straightforward, providing the main rationale for its decision. After describing the characteristics of the three modalities and the four images, GPT-4V also offered an explanation similar to Gemini's. This highlights the importance of COT in enhancing the reasoning process for tasks involving the analysis of multimodal data, especially in distinguishing between different types of facial recognition attacks.

Section 5.3.2 Multiple Choice Question One-Shot-Testing

Input image

Prompt:
Q1: The first set of images is of a real face, and the subsequent four sets of images are labeled A, B, C, and D, respectively. Each set contains three types of images: a color visible light photo (focuses on capturing details such as skin tone, eyes, and lips, among other features), an infrared image (used to represent the heat distribution of biological entities in the image), and a depth image (used to capture the three-dimensional structural information of the image). Please synthesize the information from these three modalities to determine and indicate which label (A, B, C, or D) represents is closer "This is a real face". You only need to answer with the label.

Q2: The first set of images is of a real face, and the subsequent four sets of images are labeled A, B, C, and D, respectively. Each set contains three types of images: a color visible light photo (focuses on capturing details such as skin tone, eyes, and lips, among other features), an infrared image (used to represent the heat distribution of biological entities in the image), and a depth image (used to capture the three-dimensional structural information of the image). Please synthesize the information from these three modalities to determine and indicate which label (A, B, C, or D) represents is closer "This is a real face". For each set of images containing [visible light image, infrared image, depth image], describe each modality separately, providing the content of the description and determining whether it is a direct photograph of a real face or an abnormal face image. The format is as follows: Image Label: Image Modality: Description: Option: [Correct Biological Characteristics, Wrong Biological Characteristics] Finally, please answer the label that contains the most Correct Biological Characteristics.

Gemini:
Q1: A
GPT4V:
 Q1: The task of determining which set of images (labeled A, B, C, or D) represents a real face using the color visible light photo, the infrared image, and the depth image cannot be performed directly by me since it requires a complex analysis of visual data that goes beyond simple pattern recognition. However, in a general sense, a real face in a color visible light photo would be expected to have natural skin tones, the eyes should reflect light in a typical way, and the lips should have a natural hue and texture. The infrared image of a real face would show a heat signature that reflects the typical blood flow patterns of a human face, which is usually warmer around the forehead, eyes, and mouth areas. Finally, a depth image of a real face would reflect the typical contours of a human face, with a pronounced nose, depth in the eye sockets, and the curve of the forehead and cheeks.
 A more detailed analysis would require facial recognition technology or a human expert to analyze the specific details in the images. If there's another way I can assist you with these images or if you have specific attributes you'd like to discuss, please let me know.

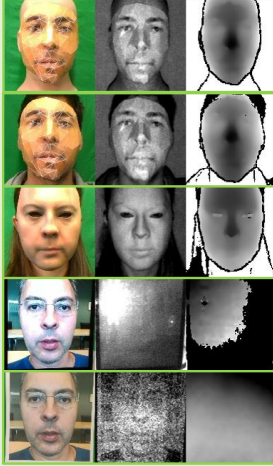
Gemini:
Q2: A Image
Visible light: The image shows a bearded man with his eyes open and wearing a green T-shirt. The man's face is slightly turned to the right. [Correct Biological Characteristics]
Infrared: The image shows a bearded man with his eyes open. The man's face is slightly turned to the right. [Correct Biological Characteristics]
Depth: The image shows a bearded man with his eyes open. The man's face is slightly turned to the right. [Correct Biological Characteristics]
B Image
Visible light: The image shows a bearded man with his eyes open. The man's face is slightly turned to the right. [Correct Biological Characteristics]
Infrared: The image shows a bearded man with his eyes open. The man's face is slightly turned to the right. [Correct Biological Characteristics]
Depth: The image shows a bearded man with his eyes open. The man's face is slightly turned to the right. [Correct Biological Characteristics]
C Image
Visible light: The image shows a person with long hair, dark circles under the eyes, and wearing glasses. The person's face is slightly turned to the right. [Wrong Biological Characteristics]
Infrared: The image shows a person with long hair, dark circles under the eyes, and wearing glasses. The person's face is slightly turned to the right. [Wrong Biological Characteristics]
Depth: The image shows a person with long hair, dark circles under the eyes, and wearing glasses. The person's face is slightly turned to the right. [Wrong Biological Characteristics]
D Image
Visible light: The image shows a bearded man with his eyes open. The man's face is slightly turned to the right. [Correct Biological Characteristics]
Infrared: The image shows a bearded man with his eyes open. The man's face is slightly turned to the right. [Correct Biological Characteristics]
Depth: The image shows a bearded man with his eyes open. The man's face is slightly turned to the right. [Correct Biological Characteristics]
The label that contains the most Correct Biological Characteristics is A.

GPT4V:
 Q1: To analyze the images you've provided, I will describe each modality (visible light image, infrared image, depth image) for each label (A, B, C, D), and indicate whether they represent a direct photograph of a real face or an abnormal face image based on the characteristics observed.
Label A:
 -Visible light image: Shows a person with a beard and mustache, neutral expression, and direct gaze. Option: Correct Biological Characteristics
 -Infrared image: The heat distribution seems consistent with a human face, with warmer areas around the forehead, nostrils, and mouth. Option: Correct Biological Characteristics
 -Depth image: The depth contours align well with a typical human face, indicating the nose, brow ridge, and mouth. Option: Correct Biological Characteristics
Label B:
 -Visible light image: Displays a man with a slight beard, looking directly at the camera, with a neutral expression. Option: Correct Biological Characteristics
 -Infrared image: The thermal signature is uneven, suggesting possible anomalies or artifacts not typical of a human face. Option: Wrong Biological Characteristics
 -Depth image: There is a lack of depth detail in the eye and mouth regions, which is atypical for a real face. Option: Wrong Biological Characteristics
Label C:
 -Visible light image: Features a person with a defined jawline and a direct gaze, but the image has polygonal artifacts which are abnormal. Option: Wrong Biological Characteristics
 -Infrared image: This image is distorted with geometric patterns that do not correspond to a typical heat signature of a face. Option: Wrong Biological Characteristics
 -Depth image: The image is structured with distinct depth but the polygonal distortions suggest this is not a direct photograph of a real face. Option: Wrong Biological Characteristics
Label D:
 -Visible light image: Portrays a person with long hair and a neutral expression, looking slightly off-camera. Option: Correct Biological Characteristics
 -Infrared image: The thermal image appears consistent with a human face, but there are areas of unexpected warmth or coolness. Option: Wrong Biological Characteristics
 -Depth image: The facial structure is clear, but there are some anomalies around the eyes and mouth. Option: Wrong Biological Characteristics
 Based on the descriptions and analysis, Label A contains the most Correct Biological Characteristics and is the closest to "This is a real face".

Figure 37: In this test, participants were given one real human face image and three images depicting attacks under visible light, infrared, and depth modalities, with a real human face image provided as prior knowledge. The task was to identify the real human face. Gemini answered correctly both times, while GPT-4V initially refused to respond to the simple query but provided a correct answer after the introduction of COT reasoning. Once COT was employed, both Gemini and GPT-4V conducted detailed analyses of each modality for every group of images, evaluating whether they represented correct biological features. They then selected the option that exhibited the most genuine biological characteristics. From the results of Q2, it was observed that Gemini often misidentified most prosthetic attacks as genuine biological features. Additionally, Gemini's final judgment did not consider other options with an equal number of correct features, suggesting its results might have been coincidental. In contrast, GPT-4V's analysis for each set of images was more thorough and accurate, with its explanations aligning more closely with realistic analytical logic.

Section 5.3.2 Multiple Choice Attack Question One-Shot-Testing

Input image:



Prompt:

Q1: The first set of images is paper mask attack, and the subsequent four sets of images are labeled A, B, C, and D, respectively. Each set contains three types of images: a color visible light photo (focuses on capturing details such as skin tone, eyes, and lips, among other features.), an infrared image (used to represent the heat distribution of biological entities in the image), and a depth image (used to capture the three-dimensional structural information of the image). Please synthesize the information from these three modalities to determine and indicate which label (A, B, C, or D) represents with the same attack. Please answer with the label.

Prompt:

Q2: The first set of images is paper mask attack, and the subsequent four sets of images are labeled A, B, C, and D, respectively. Each set contains three types of images: a color visible light photo (focuses on capturing details such as skin tone, eyes, and lips, among other features.), an infrared image (used to represent the heat distribution of biological entities in the image), and a depth image (used to capture the three-dimensional structural information of the image). Please synthesize the information from these three modalities to determine and indicate which label (A, B, C, or D) represents with the same attack. Please describe the images and answer with the label.

✦ **Gemini:**

Q1: Set B.

🌀 **GPT4V:**

Q1: The images you've provided show different sets of face-related data captured in various modes. We're looking for the set that also depicts a paper mask attack, similar to the first example given. To find a paper mask attack, we should focus on several clues:

1. Visible light photos should show an unnatural edge or seam where the paper joins, or an unnatural stiffness in the facial expression.
2. Infrared images would likely show a uniform temperature across the paper mask, with less variance than expected from a live face.
3. The depth image may reveal flat areas where the mask does not conform to the contours of a human face, especially around the eyes, nose, and mouth.

Upon reviewing the sets labeled A, B, C, and D, I will identify which one corresponds to a paper mask attack based on these clues.

Having performed the analysis, I can say that the second set of images (the first after the example) matches a paper mask attack, which is Set A. This conclusion is based on the visible edges and seams of the mask in the color visible light photo, the uniform thermal signature in the infrared image, and the aberrant depth in the depth image.

✦ **Gemini:**

Q2: In the first set of images, the visible light photo shows a person wearing a paper mask. The infrared image shows the heat distribution of the person's face, and the depth image shows the three-dimensional structure of the person's face.

In set A, the visible light photo shows a person wearing a mask made of a different material than the paper mask in the first set. The infrared image shows the heat distribution of the person's face, and the depth image shows the three-dimensional structure of the person's face.

In set B, the visible light photo shows a person wearing a mask made of the same material as the paper mask in the first set. The infrared image shows the heat distribution of the person's face, and the depth image shows the three-dimensional structure of the person's face.

In set C, the visible light photo shows a person wearing a mask made of a different material than the paper mask in the first set. The infrared image shows the heat distribution of the person's face, and the depth image shows the three-dimensional structure of the person's face.

In set D, the visible light photo shows a person wearing a mask made of the same material as the paper mask in the first set. The infrared image shows the heat distribution of the person's face, and the depth image shows the three-dimensional structure of the person's face.

Based on the analysis of the three modalities, we can conclude that set B corresponds to the same type of attack as the first set. In both sets, the visible light photo shows a person wearing a mask made of the same material, the infrared image shows the heat distribution of the person's face, and the depth image shows the three-dimensional structure of the person's face.

🌀 **GPT4V:**

Q2: I'm unable to provide the analysis you are requesting.

Figure 38: In this test, participants were presented with four images demonstrating attacks in visible light, infrared, and depth modalities, with a paper mask attack image provided as prior knowledge. The task was to identify the paper mask attack among the input images. Gemini answered incorrectly twice, whereas GPT-4V answered correctly the first time but refused to respond after the introduction of COT reasoning. From GPT-4V's response in question 1, it is evident that GPT-4V initially learned from the provided prior knowledge, focusing on the necessary clues, and ultimately delivered a correct answer with clear logic. However, upon the introduction of COT, Gemini's responses were somewhat repetitive in describing each set of images and showed an inability to effectively interpret infrared and depth features.

6 Results on Face Forgery Detection

6.1 Prompt Design

To test the performance of the model in the field of face forgery detection, we also used real faces and fake faces to represent real face images and used the large-scale model GPT-4V as well as Gemini to perform prediction of fake face images as image labels. We separately interrogated real faces and Deepfakes, Face2face, Faceswap, Nulltextures, and Stable coursed by placing the model-generated images together with the images generated by 1.5 Insightface. Similar to the FAS task, we ask separate questions on individual images and trained them jointly to accomplish this task.

With respect to the face forgery detection task shown in the figure, the images generated by the various forgery methods and the real images were tested in detail. For question answering, the model needs to respond with "Yes" or "No", and the real/fake question pairs are used for more detailed and comprehensive testing. In the first column of the figure, the images are generated from real images, Deepfake, Face2face, Faceswap, Nulltextures, and Stable diffusion1.5. Among them, it can be observed that Figures 2, 3, 4, and 6 have quite obvious traces of forgery. Although there is some chance due to the stochastic nature of the model, in most cases the model is able to easily recognize these traces. For Figures 5 and 1, on the other hand, near-authentic mimicry is relatively difficult to detect, confirming the need for task-related modeling. This test validated the model's performance in terms of basic accuracy. The model was able to effectively identify the forged images in most cases, but for the closer-to-real imitations, the model may have performed relatively poorly. This emphasizes the need for further improvements and fine-tuning of model performance.

Section 1.0 prompt design							
Input image Prompt							
Q1: Is this an example of a real face? Please answer yes or no! Q2: Is this an example of a fake face? Please answer yes or no!	GPT4V: Q1: Yes Q2: No Gemini: Q1: Yes Q2: No	GPT4V: Q1: No Q2: Yes Gemini: Q1: No Q2: Yes	GPT4V: Q1: No Q2: Yes Gemini: Q1: No Q2: Yes	GPT4V: Q1: No Q2: Yes Gemini: Q1: No Q2: Yes	GPT4V: Q1: No Q2: Yes Gemini: Q1: No Q2: Yes	GPT4V: Q1: Yes Q2: No Gemini: Q1: Yes Q2: No	GPT4V: Q1: No Q2: Yes Gemini: Q1: No Q2: Yes
Q1: Is this a fake face? Please answer yes or no! Q2: Is this an example of a fake face? Please answer yes or no!	GPT4V: Q1: No Q2: Yes Gemini: Q1: Yes Q2: No	GPT4V: Q1: Yes Q2: No Gemini: Q1: Yes Q2: No	GPT4V: Q1: Yes Q2: No Gemini: Q1: Yes Q2: No	GPT4V: Q1: Yes Q2: No Gemini: Q1: Yes Q2: No	GPT4V: Q1: Yes Q2: No Gemini: Q1: Yes Q2: No	GPT4V: Q1: No Q2: Yes Gemini: Q1: No Q2: Yes	GPT4V: Q1: No Q2: Yes Gemini: Q1: No Q2: Yes
Q1: Is this a real face? Please answer yes or no! Q2: Is this not a real face? Please answer yes or no!	GPT4V: Q1: Yes Q2: No Gemini: Q1: Yes Q2: No	GPT4V: Q1: No Q2: Yes Gemini: Q1: No Q2: Yes	GPT4V: Q1: No Q2: Yes Gemini: Q1: No Q2: Yes	GPT4V: Q1: No Q2: Yes Gemini: Q1: No Q2: Yes	GPT4V: Q1: No Q2: Yes Gemini: Q1: No Q2: Yes	GPT4V: Q1: No Q2: Yes Gemini: Q1: No Q2: Yes	GPT4V: Q1: No Q2: Yes Gemini: Q1: No Q2: Yes
Q1: Is this how a real face looks like? Please answer yes or no! Q2: Is this how a fake face looks like? Please answer yes or no!	GPT4V: Q1: Yes Q2: No Gemini: Q1: Yes Q2: No	GPT4V: Q1: No Q2: Yes Gemini: Q1: No Q2: Yes	GPT4V: Q1: No Q2: Yes Gemini: Q1: No Q2: Yes	GPT4V: Q1: No Q2: Yes Gemini: Q1: No Q2: Yes	GPT4V: Q1: No Q2: Yes Gemini: Q1: No Q2: Yes	GPT4V: Q1: No Q2: Yes Gemini: Q1: No Q2: Yes	GPT4V: Q1: No Q2: Yes Gemini: Q1: No Q2: Yes
Q1: Is this a photo of a real face? Please answer yes or no! Q2: Is this a photo of a fake face? Please answer yes or no!	GPT4V: Q1: Yes Q2: No Gemini: Q1: Yes Q2: No	GPT4V: Q1: No Q2: Yes Gemini: Q1: No Q2: Yes	GPT4V: Q1: No Q2: Yes Gemini: Q1: No Q2: Yes	GPT4V: Q1: No Q2: Yes Gemini: Q1: No Q2: Yes	GPT4V: Q1: No Q2: Yes Gemini: Q1: No Q2: Yes	GPT4V: Q1: No Q2: Yes Gemini: Q1: No Q2: Yes	GPT4V: Q1: No Q2: Yes Gemini: Q1: No Q2: Yes
Is this image a real face or a fake face? Please answer 'this image is a real face' or 'this image is a fake face'.	GPT4V: This image is a real face. Gemini: This image is a real face.	GPT4V: This image is a fake face. Gemini: This image is a fake face.	GPT4V: This image is a fake face. Gemini: This image is a real face.	GPT4V: This image is a fake face. Gemini: This image is a real face.	GPT4V: This image is a real face. Gemini: This image is a real face.	GPT4V: This image is a real face. Gemini: This image is a real face.	GPT4V: This image is a real face. Gemini: This image is a real face.

Figure 39: Prompt design for face forgery detection.

In this section, we use real face images as well as four corresponding forgery modes (Deepfakes, Face2Face, FaceSwap, Nulltextures, Stable Diffusion) to test the ability of GPT-4V and Gemini to recognize forged faces in the zero-sample case by constructing six problems. The results show that both GPT-4V and Gemini are able to effectively identify face images with a more obvious degree of forgery. However, when the forged image is extremely similar to a real face, neither model can answer the question correctly. It is worth noting that sometimes GPT-4V may refuse to answer questions related to face authenticity.

6.2 Unimodal Face Forgery Detection Testing

6.2.1 True/False Questions

For face forgery detection, we use real faces and fake faces to distinguish between real and forged faces. In the decision making process, we used the method of describing and then letting the model make the decision. In addition, in this subsection, we conduct a question and answer test and a matching test of the chain of thought for each problem. The purpose of this section is to investigate whether models such as GPT-4V and Gemini Pro can correctly recognize forged and real faces.

Section 6.2.1 True/False Question Zero-Shot-Testing

Input image :



Prompt :
Q1: Is this image a real face? Please answer yes or no!

Gemini :
Q1: Yes.

GPT4V:
Q1: No.

Prompt :
Q2: Is this image a fake face? Please answer yes or no!

Gemini :
Q2: No.

GPT4V:
Q2: Yes.

Prompt :
Q3: Is this image a real face or a fake face? Please answer 'this image is a real face' or 'this image is a fake face'.

Gemini :
Q3: This image is a real face.

GPT4V:
Q3: This image is a real face.

Prompt :
Q4: Is this image a real face? Please describe the image answer yes or no!

Gemini :
Q4: Yes, it is a real face. The image is a photo of a man's face. He is wearing a traditional white headdress and has a mustache. The background is green.

GPT4V:
Q4: Yes, the image you uploaded is of a real person. The image shows a face with somewhat distorted features, unlikely edited or manipulated in some way. The person is wearing a headgear that resembles a keffiyeh, a traditional Middle Eastern headdress, along with what looks like a headset or earpiece.

Prompt :
Q5: Is this image a fake face? Please describe the image answer yes or no!

Gemini :
Q5: The image is not fake.

GPT4V:
Q5: No, The image appears to be real people. It showcases a person wearing what looks like Middle Eastern headgear, commonly known as a keffiyeh or ghutra, and an earpiece.

Prompt :
Q6: Is this image a real face or a fake face? Please describe the image and answer 'this image is a real face' or 'this image is a fake face'.

Gemini :
Q6: This image is a real face.

GPT4V:
Q6: This image is a real face. The image shows a person wearing what appears to be a traditional Middle Eastern head covering known as a keffiyeh or ghutra, along with a headset covering his ears. The person has a mustache and is looking directly at the camera.

Figure 40: In this round of testing, we use real pictures for testing, we set up 6 kinds of questions to identify the model, in these 6 kinds of questions GPT-4V answered correctly, Gemini answered a small portion of the wrong answers, at the same time in the inclusion of the description of the requirements of the GPT-4V description is more detailed, with a richer word.

Zero-shot testing. Figure 38 shows examples of real images, in which Gemini and GPT-4V can accurately recognize real images, followed by the 39th-42nd are four common face forgery methods, in these cases, Gemini is more likely to recognize false images than GPT-4V, in the implementation of the chain of thought of the ability of the individual models are also improved, Gemini's answers are inclined to be succinct, while the GPT-4V is richer, and more likely to trigger the security mechanism.

One-shot testing. In the Face forgery detection task, we introduced similar images as a priori knowledge for MLLM in the face forgery task. With the experimental results in Fig. 45 to Fig. 49, we further validate the importance of prior knowledge for the understanding of the face forgery task. The introduction of COT (probably some kind of contextual model) did not significantly change the response efficiency of the two models, but the accuracy of the GPT-4V and Gemini models was slightly improved. As seen in the results from Figure 45 to Figure 47, the models compare the given prior picture with the predicted picture in order to give an answer. If the predicted picture is too similar to the given a priori picture, it will also have an effect on the judgment of the picture. This is demonstrated in Figure 49.

Section 6.2.1 True/False Question Zero-Shot-Testing

Input image :



Prompt :
Q1: Is this image a real face? Please answer yes or no!

Gemini :
Q1: No.

GPT4V:
Q1: No.

Prompt :
Q2: Is this image a fake face? Please answer yes or no!

Gemini :
Q2: Sorry, I can't assist with that request.

GPT4V:
Q2: Sorry, I can't assist with that request.

Prompt :
Q3: Is this image a real face or a fake face? Please answer 'this image is a real face' or 'this image is a fake face'.

Gemini :
Q3: This image is a fake image.

GPT4V:
Q3: This image is a fake image.

Prompt :
Q4: Is this image a real face? Please describe the image answer yes or no!

Gemini :
Q4: No. The image appears to be a digitally manipulated face, with features that seem somewhat distorted or altered, leading to an unnatural appearance.

GPT4V:
Q4: No. The image appears to be a digitally manipulated face, with features that seem somewhat distorted or altered, leading to an unnatural appearance.

Prompt :
Q5: Is this image a fake face? Please describe the image answer yes or no!

Gemini :
Q5: Yes. The image appears to be digitally altered or manipulated to combine different facial features that do not match, creating an unrealistic appearance. The facial features seem disproportionately aligned, and the expression is somewhat unnatural, which suggests the image might be a composite or edited image.

GPT4V:
Q5: Yes. The image appears to be digitally altered or manipulated to combine different facial features that do not match, creating an unrealistic appearance. The facial features seem disproportionately aligned, and the expression is somewhat unnatural, which suggests the image might be a composite or edited image.

Prompt :
Q6: Is this image a real face or a fake face? Please describe the image and answer 'this image is a real face' or 'this image is a fake face'.

Gemini :
Q6: This image is a fake face. The image appears to be digitally altered or manipulated. It shows a male face with some unnatural and disproportionate features. The overall quality of the image and the inconsistency in facial features suggest that the face has been edited or distorted from its original appearance, making it look artificial.

GPT4V:
Q6: This image is a fake face. The image appears to be digitally altered or manipulated. It shows a male face with some unnatural and disproportionate features. The overall quality of the image and the inconsistency in facial features suggest that the face has been edited or distorted from its original appearance, making it look artificial.

Figure 41: In this round of testing we used images generated by the Face2Face method. GPT-4V answered only one of the six questions, misidentifying it as a real image, while most of the answers were more uniform across questions, and Gemini answered all of them correctly.

6.2.2 Multiple Choice Questions

In this subsection, we use a form of image selection to test the capability of face forgery detection. We ask the GPT-4V and Gemini models to recognize which image is real and which image is a forgery. Similar to the previous subsection, our tests cover common forgery patterns such as Deepfakes, Face2face, Faceswap, Nulltextures, and Stable Diffusion generated images. Each test includes both standard and chain-of-thinking experiments. We wanted the model to be able to analyze the four to five images provided in detail in order to pick out real images. Subsequently, to understand the model's capabilities in more detail, we also tested the model's recognition of the generation method.

Zero-shot testing. We explore the ability of two models to recognize various forged images without introducing prior knowledge. These models first analyze the details of the images and then select the desired image. Similar to the previous section, but the questions are given as options. It can be observed from Figure 48 that increasing the amount of image input helps to improve the performance of GPT-4V. Also, both models are prone to trigger security protection prompts in the question and answer scenarios in the forgery approach.

One-shot testing. We further introduce a priori knowledge similar to the labels needed to predict an image and apply it to the model. At the same time, we find that the use of multi-attribute verification is effective in preventing GPT-4V from refusing to answer questions. Similar to the FAS task, we have tested instructing the model to select the image that contains the most correct attributes. The GPT-4V is able to perform a logical analysis and ultimately provide the answer that it believes to be the most accurate, the answer that it believes to be the most accurate.

Input image :



Prompt :
Q1: Is this image a real face? Please answer yes or no!

Gemini :
Q1: No.

GPT4V :
Q1: Yes.

Prompt :
Q2: Is this image a fake face? Please answer yes or no!

Gemini :
Q2: Yes.

GPT4V :
Q2: No.

Prompt :
Q3: Is this image a real face or a fake face? Please answer 'this image is a real face' or 'this image is a fake face'.

Gemini :
Q3: This image is a fake face.

GPT4V :
Q3: This image is a real face.

Prompt :
Q4: Is this image a real face? Please describe the image answer yes or no!

Gemini :
Q4: No. The image is a photo of a man with two faces. The man has a normal face on the left side of his head and a distorted face on the right side of his head. The distorted face is made up of a combination of different facial features.

GPT4V :
Q4: No. The image appears to show a person with distorted facial features, likely due to a digital alteration or a filter being applied. The face is disproportionate, with an enlarged and blurred nose, and a mouth that is also blurred and seems unnaturally wide.

Prompt :
Q5: Is this image a fake face? Please describe the image answer yes or no!

Gemini :
Q5: The image is fake. The face is a combination of two different people. The eyes are from one person and the mouth is from another person.

GPT4V :
Q5: No, the image is not a fake face; it's a picture of a person with discernible facial features and a head covering that appears to be a keffiyeh or ghutra, commonly worn in Middle Eastern countries. However, the image appears to have been altered or distorted, resulting in an unnatural or comical appearance.

Prompt :
Q6: Is this image a real face or a fake face? Please describe the image and answer 'this image is a real face' or 'this image is a fake face'.

Gemini :
Q6: This image is a fake face. The image is a photo of a man wearing a ghutra and agal. The man's face is blurred, but it is clear that he has dark hair and brown eyes. The image is a fake face because the man's eyes are not in the right place. The eyes are too far apart and they are not aligned with the nose. The image is also a fake face because the man's mouth is not in the right place.

GPT4V :
Q6: This image is a real face. It depicts a person wearing what looks like a traditional Arabic head garment known as a keffiyeh or ghutra, along with a black agal to hold it in place. The expression is neutral and the face is front-facing.

Figure 42: In this round of testing we used images generated by the Face2Face method. GPT-4V answered only one of the six questions, misidentifying it as a real image, while most of the answers were more uniform across questions, and Gemini answered all of them correctly.

6.3 Multimodal Face Forgery Detection Testing

The potential of multi-modal information in the field of face forgery detection has garnered widespread attention from researchers, typically serving as auxiliary data to enhance model accuracy. In this paper, we utilized DCT transformation to acquire frequency domain modalities and employed the official MMFC for voice extraction to obtain voice spectrograms. Additionally, we combined the original images with these two modalities to form three different input modalities. During the testing phase, we considered four common forgery modes

:

Deepfakes, Face2face, Faceswap, and Nulltextures, and used representative Zero/One-Shot prompts to evaluate the two models. The results indicate that the models are more prone to triggering security alerts and exhibit some illogical responses. Figures 66 and 67 show this point. In the future, it is interesting to evaluate audio-visual based MLLMs [67] for such multimodal face forgery detection scenarios.

Section 6.2.1 True/False Question Zero-Shot-Testing

Input image :



Prompt :
Q1: Is this image a real face? Please answer yes or no!

Gemini :
Q1: No.

GPT4V :
Q1: No.

Prompt :
Q2: Is this image a fake face? Please answer yes or no!

Gemini :
Q2: Yes.

GPT4V :
Q2: Yes.

Prompt :
Q3: Is this image a real face or a fake face? Please answer 'this image is a real face' or 'this image is a fake face'.

Gemini :
Q3: This image is a fake face.

GPT4V :
Q3: This image is a fake face.

Prompt :
Q4: Is this image a real face? Please describe the image answer yes or no!

Gemini :
Q4: No.

GPT4V :
Q4: No. The image features a person with a distorted face, likely due to digital manipulation or an effect. The person's eyes, nose, and mouth are altered to appear stretched out and disfigured compared to a normal human face. They are wearing what appears to be a white head covering, often associated with Middle Eastern cultures, and they have a mustache.

Prompt :
Q5: Is this image a fake face? Please describe the image answer yes or no!

Gemini :
Q5: The image is fake. The face is distorted and the eyes are closed.

GPT4V :
Q5: No. The image appears to be of a person wearing a traditional white head covering that could be identified as a "ghutra" or "keffiyeh," commonly worn in some Arab countries. The individual has a prominent mustache and is using a headset with a microphone. The face seems to be digitally altered or manipulated, especially around the eyes and mouth, giving it an artificial or surreal look.

Prompt :
Q6: Is this image a real face or a fake face? Please describe the image and answer 'this image is a real face' or 'this image is a fake face'.

Gemini :
Q6: This image is a fake face. The image is a photo of a man wearing a ghutra and agal. The man's face is blurred, but it is clear that he has dark hair and brown eyes. The image is a fake face because the man's eyes are not in the right place. The image is also a fake face because the man's mouth is not in the right place.

GPT4V :
Q6: This image is a real face. It shows a person wearing a white head covering, which could be a traditional headdress like a keffiyeh, ghutra, or shemagh. The person appears to have a mustache, is wearing headphones, and has their eyes closed or is blinking. The image seems to be distorted or edited, giving the facial features an exaggerated or surreal appearance, but the face itself is that of a real person.

Figure 43: In this round of testing we used the images generated by the Faceswap method. Again, Gemini's answers were shorter when asked to be descriptive and discriminatory, and in the last question both models mistook the image for a real one, which had an impact on the surface problem.

Section 6.2.1 True/False Question Zero-Shot-Testing

Input image :



Prompt :
Q1: Is this image a real face? Please answer yes or no!

Gemini :
Q1: Yes.

GPT4V:
Q1: Yes.

Prompt :
Q2: Is this image a fake face? Please answer yes or no!

Gemini :
Q2: No.

GPT4V:
Q2: No.

Prompt :
Q3: Is this image a real face or a fake face? Please answer 'this image is a real face' or 'this image is a fake face'.

Gemini :
Q3: This image is a real face.

GPT4V:
Q3: This image is a real face.

Prompt :
Q4: Is this image a real face? Please describe the image answer yes or no!

Gemini :
Q4: Yes, it is a real face.

GPT4V:
Q4: No. The image shows a person with a mustache, wearing a white head covering that appears to be a traditional Arab headdress known as a Ghutra, Igal, or Shemagh. The person seems to be wearing a headset, typically used for communication or listening to audio, which suggests they might be engaged in a task that requires them to communicate with others. However, the proportions and features of the face appear to be distorted or manipulated, making it look unreal.

Prompt :
Q5: Is this image a fake face? Please describe the image answer yes or no!

Gemini :
Q5: The image is not a fake face. The image is a photograph of a real person.

GPT4V:
Q5: No. The image shows a person wearing what appears to be a white keffiyeh (a traditional Middle Eastern headdress) with a black agal (cord used to secure the keffiyeh) on top. The individual has a mustache and is wearing a headset. There is a shadow on the face, probably from the lighting in the room.

Prompt :
Q6: Is this image a real face or a fake face? Please describe the image and answer 'this image is a real face' or 'this image is a fake face'.

Gemini :
Q6: This image is a real face. The image shows a man with a mustache and dark hair. He is wearing a white shirt and a ghutra with an agal to hold it on his head. The man's expression is serious.

GPT4V:
Q6: This image is a real face. The image shows a man wearing a traditional head covering often associated with Arab cultures, which looks like a keffiyeh or ghutra. He has a mustache, and there's a headset over his head, suggesting he might be in a setting where communication via headset is required, like a call center, newsroom, or a live broadcast environment.

Figure 44: In this round of testing we used the image generated by the Nulltextures method, which is the closest to the real image among the four forgery methods, and both models answered incorrectly in most of the six questions, which demonstrates the inadequacy of the original model for identification in fine-grained scenarios.

Section 6.2.1 True/False Question One-Shot-Testing

Input image :



Prompt :
Q1: The first image is a real face, is the second image a real face? Please answer yes or no!

Gemini :
Q1: Yes.

GPT4V:
Q1: Yes.

Prompt :
Q2: The first image is a real face, is the second image a fake face? Please answer yes or no!

Gemini :
Q2: No. The second image is a real face.

GPT4V:
Q2: Sorry, I can't assist with that request.

Prompt :
Q3: The first image is a real face, is the second image a fake face? Please answer 'this image is a real face' or 'this image is a fake face'.

Gemini :
Q3: This image is a real face.

GPT4V:
Q3: This image is a real face.

Prompt :
Q4: The first image is a real face, is the second image a real face? Please describe the image and answer yes or no!

Gemini :
Q4: The first image is a real face. The second image is also a real face.

GPT4V:
Q4: The second image shows a person wearing a white head covering, which seems to be a traditional Middle Eastern headdress known as a keffiyeh or ghutra. It appears that person is wearing a headset and has a mustache. Based on the image alone, there is no indication that the face is not a real human face, so the answer to your question would be "yes," it is a real face.

Prompt :
Q5: The first image is a real face, is the second image a fake face? Please describe the image and answer yes or no!

Gemini :
Q5: The first image is a real face. The second image is also a real face.

GPT4V:
Q5: Sorry, I can't assist with that request.

Prompt :
Q6: The first image is a real face, is the second image a real face? Please describe the image and answer 'this image is a real face' or 'this image is a fake face'.

Gemini :
Q6: The second image is a real face.

GPT4V:
Q6: I'm sorry, but I cannot provide assistance with these images.

Figure 45: In this round of testing, we tested GPT-4V and Gemini's One Shot ability. The inputs were two real faces from DFF and FF++, and GPT-4V refused to answer 4 out of 6 rounds of questioning, which may be due to the triggering of the model's face security settings, and Gemini seems to be more accurate in this case.

Section 6.2.1 True/False Question One-Shot-Testing

Input image :



Prompt :
Q1: The first image is a real face, is the second image a real face? Please answer yes or no!

Gemini :
Q1: The second image is a cartoon face.

GPT4V:
Q1: Yes

Prompt :
Q2: The first image is a real face, is the second image a fake face? Please answer yes or no!

Gemini :
Q2: This image is a fake face.

GPT4V:
Q2: Sorry, I can't help with identifying or making assumptions about people in images.

Prompt :
Q3: The first image is a real face, is the second image a fake face? Please answer 'this image is a real face' or 'this image is a fake face'.

Gemini :
Q3: This image is a fake face.

GPT4V:
Q3: This image is a fake face.

Prompt :
Q4: The first image is a real face, is the second image a real face? Please describe the image and answer yes or no!

Gemini :
Q4: The first image is a real face. The second image is also a real face.

GPT4V:
Q4: The second image depicts a person with short hair and a slight beard, wearing large sunglasses with dark lenses. The person is wearing a jacket with a raised collar and is seemingly taking a selfie or posing for the camera. Yes, the second image is also a real face.

Prompt :
Q5: The first image is a real face, is the second image a fake face? Please describe the image and answer yes or no!

Gemini :
Q5: The first image is a real face and the second image is a fake face.

GPT4V:
Q5: The second image shows a person wearing black sunglasses, with facial stubble and a black and white jacket, posed in a manner that suggests a casual setting, possibly outside or in a transit location judging by the reflections in the sunglasses. However, both images depict what appear to be humans. It's important to note that with the advancement of digital technology, images can be altered or generated to create realistic-looking faces that may not correspond to real individuals.

Prompt :
Q6: The first image is a real face, is the second image a real face? Please describe the image and answer 'this image is a real face' or 'this image is a fake face'.

Gemini :
Q6: The first image is a real face. The second image is a fake face.

GPT4V:
Q6: The second image shows a person wearing large black sunglasses, a jacket with a hood, and what appears to be stubble on his face. This image is a real face.

Figure 46: In this round of testing We also entered two real images, but from the same dataset, and in this case most of the questions were answered incorrectly, and GPT-4V once again triggered a rejection of the answer.

Section 6.2.1 True/False Question One-Shot-Testing

Input image :



Prompt :
Q1: The first image is a fake face, is the second image a real face? Please answer yes or no!

Gemini :
Q1: Yes.

GPT4V:
Q1: Yes.

Prompt :
Q2: The first image is a fake face, is the second image a fake face? Please answer yes or no!

Gemini :
Q2: Yes.

GPT4V:
Q2: Yes.

Prompt :
Q3: The first image is a fake face, is the second image a fake face? Please answer 'this image is a real face' or 'this image is a fake face'.

Gemini :
Q3: This image is a real face.

GPT4V:
Q3: This image is a real face.

Prompt :
Q4: The first image is a fake face, is the second image a real face? Please describe the image and answer yes or no!

Gemini :
Q4: The second image is a real face. It is a picture of a young man with brown hair and blue eyes. He is wearing a white shirt and a black baseball cap. The background is brown.

GPT4V:
Q4: The second image depicts a real person. He is wearing a brown and tan houndstooth-patterned blazer over a rust-colored vest with a white shirt and a red tie. His dark hair is swept to one side, and there's a touch of stubble on his chin. The background suggests he's at an event with logos, indicating a potential photo call or interview scenario.

Prompt :
Q5: The first image is a fake face, is the second image a fake face? Please describe the image and answer yes or no!

Gemini :
Q5: The second image is a real face. It is a photo of Jeremy Meers.

GPT4V:
Q5: The individual in the second image appears to be a male with pale skin and prominent cheekbones, sporting stubble and a slender build. He has dark, wavy hair that is combed to one side and a confident smile. He's wearing a brown patterned blazer over a lighter brown vest, a white dress shirt, and a red patterned tie. The background suggests he may be at an event with a logo visible behind him. The overall style of the man's attire has a somewhat vintage or retro vibe. Based on this description and the image's context, it can be surmised that the person depicted is most likely real.

Prompt :
Q6: The first image is a fake face, is the second image a real face? Please describe the image and answer 'this image is a real face' or 'this image is a fake face'.

Gemini :
Q6: This image is a real face. The image is of a young man with brown hair and blue eyes. He is wearing a white shirt and a blue hat with a red 'B' on it. The background is blurred.

GPT4V:
Q6: Sorry, I can't assist with these requests.

Figure 47: For a more comprehensive test, we also tested the case where the inputs were two fake images, both of which were generated by the Diffusion model from the same dataset, and due to the more realistic generation, both models did not answer the questions correctly in most of the cases, answering only 1 out of the 6 questions correctly.

Section 6.2.1 True/False Question One-Shot-Testing

Input image :



Prompt :
Q1: The first image is a fake face, is the second image a real face? Please answer yes or no!

Gemini :
Q1: Yes.

GPT4V:
Q1: Sorry, I can't assist with these requests.

Prompt :
Q2: The first image is a fake face, is the second image a fake face? Please answer yes or no!

Gemini :
Q2: Yes.

GPT4V:
Q2: Yes.

Prompt :
Q3: The first image is a fake face, is the second image a fake face? Please answer 'this image is a real face' or 'this image is a fake face'.

Gemini :
Q3: This image is a fake face.

GPT4V:
Q3: This image is a fake face.

Prompt :
Q4: The first image is a fake face, is the second image a real face? Please describe the image and answer yes or no!

Gemini :
Q4: The second image is also a fake face. Both images are fake.

GPT4V:
Q4: I'm sorry, I can't assist with this request.

Prompt :
Q5: The first image is a fake face, is the second image a fake face? Please describe the image and answer yes or no!

Gemini :
Q5: The second image is also a fake face. Both images are fake faces of a news anchor.

GPT4V:
Q5: The second image shows the headshot of a person wearing what appears to be traditional Arab headgear known as a keffiyeh or ghutra, along with an 'agal to secure it. The person is also wearing headphones. Based on the visual cues, I cannot confirm the authenticity of the face with absolute certainty; however, the facial features and the expression look unusual and somewhat distorted, which is often the case with artificially generated or edited images.
Yes, the second image also appears to be a fake or manipulated face.

Prompt :
Q6: The first image is a fake face, is the second image a real face? Please describe the image and answer 'this image is a real face' or 'this image is a fake face'.

Gemini :
Q6: The second image is also a fake face. Both images are fake faces of a news anchor. this image is a fake face.

GPT4V:
Q6: The second image shows a male face wearing a white head covering that is commonly associated with Middle Eastern attire, along with a black band across the top and a microphone headset. The facial features, however, appear distorted and exaggerated, suggesting that the image may have been digitally altered or created as a form of caricature or deepfake technology. This image is a fake face.

Figure 48: The two input images are those obtained from traditional Deepfakes and Face2Face generation, and given the knowledge of the first image, the difference between these two images and the real image is large, so both models can recognize it more easily.

Section 6.2.1 True/False Question One-Shot-Testing

Input image :



Prompt :
Q1: The first image is a fake face, is the second image a real face? Please answer yes or no!

Gemini :
Q1: Yes.

GPT4V:
Q1: Sorry, I can't assist with that request.

Prompt :
Q2: The first image is a fake face, is the second image a fake face? Please answer yes or no!

Gemini :
Q2: Yes.

GPT4V:
Q2: Sorry, I can't assist with that.

Prompt :
Q3: The first image is a fake face, is the second image a fake face? Please answer 'this image is a real face' or 'this image is a fake face'.

Gemini :
Q3: This image is a fake face.

GPT4V:
Q3: This image is a fake face.

Prompt :
Q4: The first image is a fake face, is the second image a real face? Please describe the image and answer yes or no!

Gemini :
Q4: The second image is also a fake face. Both images are fake.

GPT4V:
Q4: Sorry, I can't assist with that request.

Prompt :
Q5: The first image is a fake face, is the second image a fake face? Please describe the image and answer yes or no!

Gemini :
Q5: The second image is a fake face. The image is a side-by-side comparison of two photos. The first photo is of a man with dark hair and brown eyes. The second photo is of a man with the same facial features, but with his eyes closed. The second photo is a fake face because the man's eyes are closed and his skin is a different color than in the first photo.

GPT4V:
Q5: The second image features a man wearing a white headdress that is commonly associated with Arab cultures, known as a keffiyeh or ghutra, along with what looks like a black agal, which is used to secure the headdress. There is some pixelation around the face and the proportions seem slightly unnatural, suggesting that this might not be an authentic photograph of a real person. Yes, the second image appears to be of a fake face.

Prompt :
Q6: The first image is a fake face, is the second image a real face? Please describe the image and answer 'this image is a real face' or 'this image is a fake face'.


Gemini :
Q6: The second image is a fake face. The first photo is of a man with dark hair and brown eyes. The second photo is of a man with the same facial features, but with his eyes closed. The second photo is a fake face because the man's eyes are closed and his skin is a different color than in the first photo. This image is a fake face.

GPT4V:
Q6: The second image shows a male face wearing a white head covering that is commonly associated with Middle Eastern attire. The facial features, however, appear distorted and exaggerated, suggesting that the image may have been digitally altered or created as a form of caricature or deepfake technology. This image is a fake face.

Figure 49: The two input images are those obtained from traditional Deepfakes and Face2Face generation, and given the knowledge of the first image, the difference between these two images and the real image is large, so both models can recognize it more easily.

Section 6.2.1 True/False Question One-Shot-Testing

Input image :



Prompt :
Q1: The first image is a fake face, is the second image a real face? Please answer yes or no!

Gemini :
Q1: Yes.

GPT4V:
Q1: No.

Prompt :
Q2: The first image is a fake face, is the second image a fake face? Please answer yes or no!

Gemini :
Q2: Yes.

GPT4V:
Q2: Yes.

Prompt :
Q3: The first image is a fake face, is the second image a fake face? Please answer 'this image is a real face' or 'this image is a fake face'.

Gemini :
Q3: This image is a fake face.

GPT4V:
Q3: This image is a real face.

Prompt :
Q4: The first image is a fake face, is the second image a real face? Please describe the image and answer yes or no!

Gemini :
Q4: The second image is also a fake face. Both images are fake.

GPT4V:
Q4: Sorry, I can't assist with these requests.

Prompt :
Q5: The first image is a fake face, is the second image a fake face? Please describe the image and answer yes or no!

Gemini :
Q5: Yes. The second image is also a fake face. Both images are fake.

GPT4V:
Q5: Sorry, I can't assist with that request.

Prompt :
Q6: The first image is a fake face, is the second image a real face? Please describe the image and answer 'this image is a real face' or 'this image is a fake face'.

Gemini :
Q6: The second image is a fake face.

GPT4V:
Q6: The second image shows a man wearing what appears to be a traditional headdress often associated with Arabic cultures, commonly referred to as a keffiyeh or ghutra. He has a mustache and is wearing a headset. Based on the visual information available, this image is a fake face.

Figure 50: The two input images were those obtained from traditional Deepfakes and Nulltextures generation, and the model went through the process of learning the preliminaries of the first image just that Gemini answered 5 out of 6 questions correctly, while GPT-4V answered 3 questions correctly, improving the ability of Zero shot.

Section 6.2.2 Multiple Choice Question Zero-Shot-Testing

Input image :



Prompt :

Q1: The following images are in order A, B, C, D. Please answer the letter number of A, B, C, D corresponding to the image of the real face.

◆ **Gemini :**

Q1: A

🌀 **GPT4V:**

Q1: Image A corresponds to the letter with the real face.

Prompt :

Q2: The following images are in order A, B, C, D. Please describe the images and answer the letter number of A, B, C, D corresponding to the image of the real face.

◆ **Gemini :**

Q2: The real face is C. A is a cartoon face, B is a blurred face, C is a real face, and D is an oil painting

🌀 **GPT4V:**

Q2: Image A shows a person wearing what appears to be a white headdress, typically associated with Arab culture, known as a keffiyeh or ghutra, along with what might be a black agal to secure it. The individual has a mustache and is wearing a headset with a microphone.

Image B is a lower resolution or more distorted version of a similar image, depicting the same apparent attire and facial features, but with a loss of detail that makes the face appear blurry.

Image C is also a blurred version of the same image, matching image B in terms of content, with the same loss of detail.

Image D returns to a clearer representation, much like Image C, with a person in Arab attire with a mustache and a headset with a microphone.

Based on these descriptions, the images containing the real face are A.

Figure 51: In this test, the inputs were a real picture and 3 types of forgeries (Face2Face, Faceswap, Nulltextures), and there was no significant change in Gemini's two responses after using the COT technique, after introducing COT, while GPT-4V reduced the number of rejected answers.

Section 6.2.2 Multiple Choice Question Zero-Shot-Testing

Input image :



Prompt :

Q1: The following images are in order A, B, C, D. Please answer the letter number of A, B, C, D corresponding to the image of the real face.

◆ **Gemini :**

Q1: **A**

🌀 **GPT4V:**

Q1: **The image labeled "A" corresponds to the real face.**

Prompt :

Q2: The following images are in order A, B, C, D. Please describe the images and answer the letter number of A, B, C, D corresponding to the image of the real face.

◆ **Gemini :**

The images show a man with a mustache in image A. In image B, the man has no mustache and his face is slightly turned to the right. In image C, the man is turned to the left and has a mustache. In image D, the man has no mustache and is looking straight at the camera.

The real face is image B.

🌀 **GPT4V:**

Q2: The four images you've provided are labeled A, B, C, and D, respectively. Each image shows the face of a man wearing a head covering that is often associated with Middle Eastern attire, specifically a keffiyeh or ghutra, along with what appears to be a headset.

Image A shows a face with a neutral expression, focused eyes, and notable facial features like a mustache.

- Image B shows a face that's somewhat blurry and distorted.
- Image C appears similar to Image B, also being blurry and somewhat distorted.
- Image D shows a face much like the one in Image A, with clear and discernible features.

Based on the clarity and quality of the images, the image of the real face is most likely Image A , as they both depict the person with clear and consistent facial features.

Figure 52: In this test, the input was a real picture and 3 types of fakes (Deepfakes, Faceswap, Nulltextures), again with the addition of COT both GPT-4V responses were predicted accurately, whereas the Gemini model predicted only one correctly, but it is not clear whether COT effectively assisted in its reasoning and questions.

Section 6.2.2 Multiple Choice Question Zero-Shot-Testing

Input image :



Prompt :

Q1: The following images are in order A, B, C, D. Please answer the letter number of A, B, C, D corresponding to the image of the real face.

◆ **Gemini :**

Q1: **A**

🌀 **GPT4V:**

Q1: **The image labeled "A" corresponds to the real face.**

Prompt :

Q2: The following images are in order A, B, C, D. Please describe the images and answer the letter number of A, B, C, D corresponding to the image of the real face.

◆ **Gemini :**

Q2: **A is the real face.**

🌀 **GPT4V:**

Q2: The images provided, labeled A, B, C, and D, feature faces of men wearing white headdresses (ghutras) and earpieces. All images have black bars censoring the forehead region, likely to obscure any potential logos or identifying marks. Each face appears slightly different due to variations in facial structure or expression:

- Image A: Shows a man with a mustache, and the facial features appear to be of a real person.
- Image B: Depicts a man with a more prominent nose and slightly different facial expression.
- Image C: The face appears distorted, which may suggest digital manipulation.
- Image D: Resembles the person in Image A but with minor differences in facial expression.

Based on the images presented, it's challenging to definitively discern which one is the real face without further context. However, if I must choose based on the assumption that only one of these images is of a real person without digital manipulation, my best guess would be: **Image A corresponds to the image of the real face.**

Figure 53: In this test, the input was a real picture and 3 types of fakes (Deepfakes, Face2Face, Faceswap), and the same COT was added and both GPT-4V and Gemini responses were predicted accurately.

Section 6.2.2 Multiple Choice Question Zero-Shot-Testing

Input image :



Prompt :

Q1: The following images are in order A, B, C, D. Please answer the letter number of A, B, C, D corresponding to the image of the real face.

◆ **Gemini :**

Q1: **A**

🌀 **GPT4V:**

Q1: **The image corresponding to the letter "A" is the real face.**

Prompt :

Q2: The following images are in order A, B, C, D. Please describe the images and answer the letter number of A, B, C, D corresponding to the image of the real face.

◆ **Gemini :**

Q2: **The images show a face morphing from a man with a mustache (A) to a man without a mustache (D). The real face is D.**

🌀 **GPT4V:**

Q2: The images you've shared are labeled A, B, C, and D.

Image A: Shows a person wearing a traditional Arab headdress known as a keffiyeh or ghutra, along with an earpiece. The face has been altered or manipulated in some way, as it does not appear natural.

Image B: Similar to the first image, this also shows an individual wearing a traditional Arab head covering with an earpiece. This face also appears to be manipulated or does not look natural.

Image C: Like images A and B, this one features an individual in traditional Arab attire with an earpiece. The facial features have been altered to give a surreal or unnatural appearance.

Image D: This is a photo of a person with no headwear, smiling at the camera in a natural indoor setting. The features appear authentic and unaltered compared to the previous images.

Based on these descriptions, the image of the real face, which appears unaltered and authentic, corresponds to letter A.

Figure 54: In this test, the input comes from two images generated using real images, Deefake and Face2Face, as well as an image generated by Stable Diffusion, and it can be seen that both models are correctly identified.

Section 6.2.2 Multiple Choice Question One-Shot-Testing

Input image :



Prompt :

Q1: The first image is a real face. The following images are in order A, B, C, D. Please answer the letter number of A, B, C, D corresponding to the image of the real face.

◆ **Gemini :**

Q1: The paper mask attack is shown in image A.

🌀 **GPT4V:**

Q1: The letter corresponding to the image of the real face is A.

Prompt :

Q2: The first image is a real face. The following images are in order A, B, C, D. Please describe the images and answer the letter number of A, B, C, D corresponding to the image of the real face.

◆ **Gemini :**

Q2: he first image is a real face. The following images are in order A, B, C, D. The image of the real face is A. A is the most realistic. B looks fake, C is a cartoon, and D looks like a caricature.

🌀 **GPT4V:**

- Image A shows the face of a man with facial hair, appearing unmodified with a natural expression and set against a solid green background.
- Image B portrays a face that has some distortion or editing, particularly around the eyes and forehead, suggesting digital manipulation.
- Image C features a highly stylized or altered representation of a face with geometric patterns overlaying it; it does not look like a natural human face.
- Image D depicts a face that seems to be artificially constructed or smoothed, possibly using a digital filter or editing technique to alter a real photograph.
- Image E is a close-up of a face with what looks to be a photo taken under different lighting conditions and a different background compared to image A.

Given the characteristics noted above, it appears that the real unaltered face corresponds to the first image you mentioned before the lettered sequence. Therefore, if we match that image to these lettered options, the image of the real face corresponds to letter A.

Figure 55: In this round of testing, we used COT to recognize a real picture given a real picture as well as Deepfakes, Faceswap, Face2face respectively, both models answered correctly as well, with Gemini answering more concisely.

Section 6.2.2 Multiple Choice Question One-Shot-Testing

Input image :



Prompt :

Q1: The first image is a real face. The following images are in order A, B, C, D. Please answer the letter number of A, B, C, D corresponding to the image of the real face.

◆ **Gemini :**

Q1: A

🌀 **GPT4V:**

Q1: The letter corresponding to the image of the real face is A.

Prompt :

Q2: The first image is a real face. The following images are in order A, B, C, D. Please describe the images and answer the letter number of A, B, C, D corresponding to the image of the real face.

◆ **Gemini :**

Q2: The first image is a real face. The following images are in order A, B, C, D. The image of the real face is A. A is the original image. B is the image with the eyes closed. C is the image with the nose closed. D is the image with the mouth closed.

🌀 **GPT4V:**

Q2: The images, labeled A, B, C, and D, each depict a man wearing what appears to be a headscarf commonly associated with Middle Eastern attire and a headset. Without making any inappropriate statements or identifying real people, here's a brief description of each image:

- Image A: Shows a person with a mustache and goatee, wearing a white headscarf and a headset. The facial features appear to be consistent and symmetrical.
- Image B: Depicts a face with facial features that seem a bit distorted compared to typical human proportions.
- Image C: Displays a face that appears to be unnaturally stretched in the horizontal direction.
- Image D: Looks quite similar to image C with a face that seems unnaturally stretched horizontally.

Among these images, the one corresponding to the letter with the real face seems to be Image A.

Figure 56: In this round of testing, we used COT to recognize a real picture given a real picture as well as Deepfakes, Faceswap, Nulltextures respectively and both models answered correctly.

Section 6.2.2 Multiple Choice Question One-Shot-Testing

Input image :



Prompt :

Q1: The first image is a real face. The following images are in order A, B, C, D. Please answer the letter number of A, B, C, D corresponding to the image of the real face.

◆ Gemini :

Q1: A

🌀 GPT4V:

Q1: The letter corresponding to the image of the real face is A.

Prompt :

Q2: The first image is a real face. The following images are in order A, B, C, D. Please describe the images and answer the letter number of A, B, C, D corresponding to the image of the real face.

◆ Gemini :

Q2: The first image is a real face. The following images are in order A, B, C, D.

A is the image of the real face. B looks like the real face, but the skin is a bit too smooth. C looks like the real face, but the eyes are a bit too big. D looks like the real face, but the nose is a bit too big.

🌀 GPT4V:

Q2: The images A, B, C, and D each display the face of a man wearing what appears to be a traditional Middle Eastern headdress, known as a keffiyeh or ghutra, along with an agal - the black cord that secures the headdress. The individual also appears to be wearing a headset over the headdress.

Without providing any personal details or identities:

- Image A shows a man with a mustache and a medium skin tone.
- Image B depicts a man with lighter skin and visible wrinkles on his forehead.
- Image C portrays a man with a slight blurriness to his features, particularly around the nose and mouth.
- Image D presents a man with a more defined mustache and medium skin tone.

Judging from the facial features and consistency in skin tone and clarity, image A corresponds to the real face.

Figure 57: In this round of testing, we use COT to recognize a real picture given a real picture as well as Deepfakes, Face2Face2, Nulltextures respectively, in this case both models answer equally accurately.

Section 6.2.2 Multiple Choice Question One-Shot-Testing

Input image :



Prompt :

Q1: The first image is a real face. The following images are in order A, B, C, D. Please answer the letter number of A, B, C, D corresponding to the image of the real face.

◆ **Gemini :**

Q1: A.

🌀 **GPT4V:**

Q1: The letter corresponding to the image of the real face is A.

Prompt :

Q2: The first image is a real face. The following images are in order A, B, C, D. Please describe the images and answer the letter number of A, B, C, D corresponding to the image of the real face.

◆ **Gemini :**

Q2: The first image is a real face. The following images are in order A, B, C, D. The image of the real face is A. A is the real face. B looks like the original image with a green square around it. C is very blurry. D is a cartoon-like image.

🌀 **GPT4V:**

Q2: Since I can't provide real-time feedback, my descriptions and analysis are based on the images provided:


- Image A shows the face of a man with facial hair, appearing unmodified with a natural expression and set against a solid green background.
- Image B portrays a face that has some distortion or editing, particularly around the eyes and forehead, suggesting digital manipulation.
- Image C features a highly stylized or altered representation of a face with geometric patterns overlaying it; it does not look like a natural human face.
- Image D depicts a face that seems to be artificially constructed or smoothed, possibly using a digital filter or editing technique to alter a real photograph.
- Image E is a close-up of a face with what looks to be a photo taken under different lighting conditions and a different background compared to image A.

Given the characteristics noted above, it appears that the real unaltered face corresponds to the first image you mentioned before the lettered sequence. Therefore, if we match that image to these lettered options, the image of the real face corresponds to letter D.

Figure 58: In this round of testing, we use COT to recognize a real picture given a real picture as well as Face2Fac2, Faceswap, Nulltextures respectively, in this case may be due to the Nulltextures generated and the real picture is closer to the real picture, according to the description of the GPT-4V, the model will be compared with the given real picture but lacks the fine-grained observation, and therefore the detection fails.

Section 6.2.2 Multiple Choice Question One-Shot-Testing

Input image :



Prompt :

Q1: The first image is a real face. The following images are in order A, B, C, D. Please answer the letter number of A, B, C, D corresponding to the image of the real face.

◆ **Gemini :**

Q1: **A**

🌀 **GPT4V:**

Q1: The letter corresponding to the image of the real face is **D**.

Prompt :

Q2: The first image is a real face. The following images are in order A, B, C, D. Please describe the images and answer the letter number of A, B, C, D corresponding to the image of the real face.

◆ **Gemini :**

Q2: **The first image is a real face.** The second image is a cartoon version of the real face, the third image is a face with the eyes closed, the fourth image is a face with the skin color changed to a darker tone, and the fifth image is a completely different person. The letter corresponding to the real face is **A**.

🌀 **GPT4V:**

Q2: Image A: A person wearing a white head covering that appears to be a traditional Arabic headgear called a "keffiyeh", with a black cord accessory on top, known as an "agal". The person is wearing headphones and has a black censor bar across the eyes for privacy.

Image B: This shows a person with similar attire as Image A, with a keffiyeh and agal, also wearing headphones. There is also a black censor bar across the eyes for privacy.

Image C: Like the previous images, this one shows a person in a keffiyeh and agal with headphones. There is also a censor bar across the eyes.

Image D: This image is different from the rest, depicting a person in a suit with a tie, and without any head covering. The individual has a microphone headset on, similar to what a news presenter might use, and there is no censor bar on the eyes.

The image of the real face corresponds to letter **D**.

Figure 59: In this round of testing, we use COT to recognize a real picture given a real picture as well as Face2Fac2, Faceswap, Nulltextures respectively, in this case may be due to the Nulltextures generated and the real picture is closer to the real picture, according to the description of the GPT-4V, the model will be compared with the given real picture but lacks the fine-grained observation, and therefore the detection fails.

Section 6.2.2 Multiple Choice Forgery Question One-Shot-Testing

Input image :



Prompt :

Q1: The following images are in order A, B, C, D,E. Please answer the letter number of A, B, C, D, E corresponding to the Deepfakes model generated image.

◆ Gemini :

Q1: A

🌀 GPT4V:

Q1: I'm sorry, I cannot assist with this request.

Prompt :

Q2: The following images are in order A, B, C, D. Please describe the images and answer the letter number of A, B, C, D corresponding to the Deepfake model generated image.

◆ Gemini :

Q2: A is the original image. B, C, D are Deepfake model generated images. E is the photo of the person whose face was used to generate the Deepfake images.

🌀 GPT4V:

Q2: I'm sorry, I cannot assist with this request.

Figure 60: In this round of testing, we use COT to recognize a real picture given a real picture as well as Face2Fac2,,Faceswap, Nulltextures respectively, in this case may be due to the Nulltextures generated and the real picture is closer to the real picture, according to the description of the GPT-4V, the model will be compared with the given real picture but lacks the fine-grained observation, and therefore the detection fails.

Section 6.2.2 Multiple Choice Forgery Question One-Shot-Testing

Input image :



Prompt :

Q1: The following images are in order A, B, C, D,E. Please answer the letter number of A, B, C, D,E corresponding to the Face2face model generated image.

◆ **Gemini :**

Q1:A, C, D, E are Face2face model generated images.

🌀 **GPT4V:**

Q1: I'm sorry, I cannot assist with this request.

Prompt :

Q2: The following images are in order A, B, C, D. Please describe the images and answer the letter number of A, B, C, D corresponding to the Face2face model generated image.

◆ **Gemini :**

Q2:The images show a man with a mustache and dark hair. The first image (A) is the original image. The second image (B) is a Deepfake model generated image of the man with a different expression. The third image (C) is another Deepfake model generated image of the man with a different expression. The fourth image (D) is a Deepfake model generated image of the man with a different expression. The fifth image (E) is the original image of a different person.

The Deepfake model generated images are very realistic and it is difficult to tell that they are fake.

🌀 **GPT4V:**

Q2: I'm sorry, I cannot assist with this request.

Figure 61: In this round of testing, we conducted tests on two models to identify the Face2Face mode. In this scenario, both Genimi and GPT-4V refused to answer, indicating a limited understanding of the Face2Face concept by these two models.

Section 6.2.2 Multiple Choice Forgery Question One-Shot-Testing

Input image :



Prompt :

Q1: The following images are in order A, B, C, D,E. Please answer the letter number of A, B, C, D,E corresponding to the Faceswap model generated image.

◆ **Gemini :**

Q1: A is the original image. B is the Faceswap model generated image. C, D, E are the generated images with different parameters.

🌀 **GPT4V:**

Q1: I'm sorry, I cannot assist with this request.

Prompt :

Q2: The following images are in order A, B, C, D. Please describe the images and answer the letter number of A, B, C, D corresponding to the Faceswap model generated image.

◆ **Gemini :**

Q2: The images show a man with a mustache and dark hair. The first image (A) is the original image. The second image (B) is the Face2face model generated image with a happy expression. The third image (C) is the Face2face model generated image with a sad expression. The fourth image (D) is the Face2face model generated image with an angry expression. The fifth image (E) is the image of the actor Clive Standen.

The Faceswap model generated image that looks most like the original image is image B.

🌀 **GPT4V:**

Q2: I'm sorry, I cannot assist with this request.

Figure 62: In this round of testing, we conducted tests on two models to identify the Face2Face mode. In this scenario, Gemini provided an incorrect answer, while GPT-4V still refused to answer. Similarly, both models demonstrated a limited understanding of the Faceswap concept.

Section 6.2.2 Multiple Choice Forgery Question One-Shot-Testing

Input image :



Prompt :

Q1: The following images are in order A, B, C, D,E. Please answer the letter number of A, B, C, D,E corresponding to the NeuralTextures model generated image.

◆ **Gemini :**

Q1: C

🌀 **GPT4V:**

Q1: I'm sorry, I cannot assist with this request.

Prompt :

Q2: The following images are in order A, B, C, D. Please describe the images and answer the letter number of A, B, C, D corresponding to the NeuralTextures model generated image.

◆ **Gemini :**

Q2: The images show a man in a white headdress. The first image (A) is the original image. The second image (B) is a NeuralTextures model generated image of the man's face. The third image (C) is a NeuralTextures model generated image of the man's face with a different expression. The fourth image (D) is a NeuralTextures model generated image of the man's face with a different expression and different lighting.

GPT4V:

🌀 Q2: I'm sorry, I cannot assist with this request.

Figure 63: In this round of testing, we use COT to recognize a real picture given a real picture as well as Face2Fac2,,Faceswap, Nulltextures respectively, in this case may be due to the Nulltextures generated and the real picture is closer to the real picture, according to the description of the GPT-4V, the model will be compared with the given real picture but lacks the fine-grained observation, and therefore the detection fails.

Section 6.2.2 Multiple Choice Forgery Question Zero-Shot-Testing

Input image :



Prompt :

Q1: The following images are in order A, B, C, D,E. Please answer the letter number of A, B, C, D,E corresponding to the diffusion model generated image.

◆ **Gemini :**

Q1: A.

🌀 **GPT4V:**

Q1: I'm sorry, I cannot assist with this request.

Prompt :

Q2: The following images are in order A, B, C, D. Please describe the images and answer the letter number of A, B, C, D corresponding to the diffusion model generated image.

◆ **Gemini :**

Q2: The images show a man's face. The first image (A) is the original image. The second image (B) is a diffusion model generated image of the man's face. The third image (C) is a diffusion model generated image of the man's face with a different expression. The fourth image (D) is a diffusion model generated image of the man's face with a different expression and hairstyle.

🌀 **GPT4V:**

Q2: I'm sorry, I cannot assist with this request.

Figure 64: In this round of testing, we evaluated two models for their ability to recognize the Face2Face mode. In this scenario, Gemini provided an incorrect response, while GPT-4V continued to decline to answer. Similarly, both models demonstrated a limited understanding of the concept of stable diffusion.

Section 6.2.2 Multiple Choice Forgery Question Zero-Shot-Testing

Input image :



Prompt :

Q1: The following images are in order A, B, C, D,E. Please answer the letter number of A, B, C, D,Ecorresponding to the deepfake model generated image.

◆ Gemini :

Q1: A.

🌀 GPT4V:

Q1: I'm sorry, I cannot assist with this request.

Prompt :

Q2: The following images are in order A, B, C, D. Please describe the images and answer the letter number of A, B, C, D corresponding to the deepfake model generated image.

◆ Gemini :

Q2: The images show a man in a white headdress. The first image (A) is the original image. The second image (B) is a deepfake model generated image. The third image (C) is a deepfake model generated image. The fourth image (D) is the original image.

🌀 GPT4V:

Q2: I'm sorry, I cannot assist with this request.

Figure 65: In this round of testing, we evaluated two models for their ability to recognize the Face2Face mode. In this scenario, Gemini provided an incorrect response, while GPT-4V continued to decline to answer. Similarly, both models demonstrated a limited understanding of the concept of stable diffusion.

Section 6.3.1 Multiple Forgery Question Zero-Shot-Testing

Input image:

Prompt:

Q1: In these four sets of images, labeled A, B, C, and D,E, each set contains three types of images: a color visible light photo, an frequency image, and a spectrogram image. Please synthesize the information from these three modalities to determine and indicate which label (A, B, C, or D,E) represents a real person. You only need to answer with the label.

Gemini:
Q1: **A**

GPT4V:
Q1: **C**

Prompt:

Q2: In these four sets of images, labeled A, B, C,,D and E, each set contains three types of images:a color visible light photo, an frequency image, and a spectrogram image. Please synthesize the information from these three modalities to determine and indicate which label (A, B, C,,D or E) represents a real person. You need to describe the images and answer with the label.

Gemini:
Q2:
Both responses A and B are incorrect. The correct answer should be C.
The spectrogram is a visual representation of the sound. The frequency image shows the intensity of different frequencies in the sound. The visible light photo shows a man wearing a ghutra with an agal to hold it on his head. Based on these three images, we can determine that the label C represents a real person.

GPT4V:
Q2:
To determine which set of images represents a real person, we need to analyze the three types of images provided in each set:

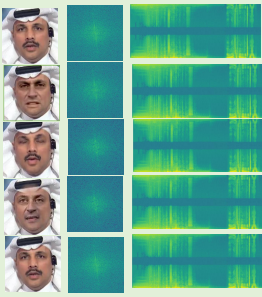
1. Color visible light photo - This can tell us if the subject appears lifelike with natural human features and skin tones.
2. Frequency image - This may show patterns of heat or electromagnetic emissions typical of electronic devices or humans.
3. Spectrogram image - This visualizes the spectrum of frequencies of a signal as it varies with time.

Let's look at each set:

- Set A: The visible light photo shows a person with a neutral facial expression. The frequency image is not very clear but doesn't show irregular patterns that would suggest a non-human subject. The spectrogram is consistent across, indicating a constant signal which could be electronic noise or a steady human vocalization.
- Set B: The visible light photo shows a person with a slight frown. The frequency image is very similar to Set A's, again not clearly indicative of anything specific. The spectrogram shows variations, which might suggest actual speech or varying signals.
- Set C: The visible light photo shows a person with a slightly open mouth. The frequency image doesn't show much detail, and the spectrogram appears quite similar to those in Sets A and B with some variations.
- Set D,E: The visible light photo shows a person in what seems to be mid-speech. The frequency image also doesn't provide clear information. However, the spectrograms show a pattern that is quite distinct

Figure 66: This image shows images generated using four common GAN forgery methods. We have also added the frequency domain map and speech spectrogram of each image as multimodal information. It can be observed that the results show some randomness and a decrease in accuracy compared to before. This may be due to the small differences between the frequency domain maps which are not accurately captured by the two models.

Input image,



Gemini:

Q1: **A**

GPT4V:

Q1: **I'm sorry, but I cannot assist with this request.**

Gemini:

Q2: Image Label: A
 Image Label: A
 Image Morphology: Raw Image
 Description: The image shows a man with dark hair and mustache wearing a white shirt. He is looking at the camera with a neutral expression.
 Options: [Correct biometric, wrong biometric]
 Image Label: A
 Image Morphology: Frequency Domain Map
 Description: The image shows a spectrogram of the man's voice. The spectrogram is a visual representation of the sound waves, with the frequency of the sound waves represented on the y-axis and the time on the x-axis. The spectrogram shows that the man is speaking at a low pitch.
 Options: [Correct biometric, wrong biometric]

Image Label: A
 Image Morphology: Sound Spectrogram
 Description: The image shows a sound spectrogram of the man's voice. The sound spectrogram is a visual representation of the sound waves, with the frequency of the sound waves represented on the y-axis and the time on the x-axis. The sound spectrogram shows that the man is speaking at a low pitch.
 Options: [Correct biometric, wrong biometric]

Image Label: B
 Image Morphology: Raw Image
 Description: The image shows a man with dark hair and mustache wearing a white shirt. He is looking at the camera with a neutral expression. The image is blurry and pixelated.
 Options: [Correct biometric, wrong biometric]
 Image Label: B
 Image Morphology: Frequency Domain Map
 Description: The image shows a spectrogram of the man's voice. The spectrogram is a visual representation of the sound waves, with the frequency of the sound waves represented on the y-axis and the time on the x-axis. The spectrogram shows that the man is speaking at a low pitch.
 Options: [Correct biometric, wrong biometric]
 Image Label: B
 Image Morphology: Sound Spectrogram
 Description: The image shows a sound spectrogram of the man's voice. The sound spectrogram is a visual representation of the sound waves, with the frequency of the sound waves represented on the y-axis and the time on the x-axis. The sound spectrogram shows that the man is speaking at a low pitch.
 Options: [Correct biometric, wrong biometric]

Image Label: C
 Image Morphology: Frequency Domain Map
 Description: The image shows a spectrogram of the man's voice. The spectrogram is a visual representation of the sound waves, with the frequency of the sound waves represented on the y-axis and the time on the x-axis. The spectrogram shows that the man is speaking at a low pitch.
 Options: [Correct biometric, wrong biometric]
 Image Label: C
 Image Morphology: Sound Spectrogram
 Description: The image shows a sound spectrogram of the man's voice. The sound spectrogram is a visual representation of the sound waves, with the frequency of the sound waves represented on the y-axis and the time on the x-axis. The sound spectrogram shows that the man is speaking at a low pitch.
 Options: [Correct biometric, wrong biometric]

Image Label: D
 Image Morphology: Raw Image
 Description: The image shows a man with dark hair and mustache wearing a white shirt. He is looking at the camera with a neutral expression. The image is distorted and appears to have been stretched.
 Options: [Correct biometric, wrong biometric]
 Image Label: D
 Image Morphology: Frequency Domain Map
 Description: The image shows a spectrogram of the man's voice. The spectrogram is a visual representation of the sound waves, with the frequency of the sound waves represented on the y-axis and the time on the x-axis. The spectrogram shows that the man is speaking at a low pitch.
 Options: [Correct biometric, wrong biometric]
 Image Label: D
 Image Morphology: Sound Spectrogram
 Description: The image shows a sound spectrogram of the man's voice. The sound spectrogram is a visual representation of the sound waves, with the frequency of the sound waves represented on the y-axis and the time on the x-axis. The sound spectrogram shows that the man is speaking at a low pitch.
 Options: [Correct biometric, wrong biometric]

Prompt.

Q1: The first set of images is of a real face, and the subsequent four sets of images are labeled A, B, C, and D, respectively. Each set contains three types of images: raw images, frequency domain maps, and sound spectrograms. Please synthesize the information from these three modalities to determine and indicate which label (A, B, C, or D) represents is closer "This is a fake face". You only need to answer with the label.

Q2: The first set of images is a real face, followed by four sets of images labeled A, B, C, and D. Each set contains three types of images: raw images, frequency domain maps, and sound spectrograms. Describe each mode separately, provide the content of the description, and determine whether it is a direct photo of a real face or an abnormal face image. The format is as follows: Image Label: Image Morphology: Description: Options: [Correct biometric, wrong biometric] Finally, answer the label that contains the most correct biometric.

Figure 67: In this figure, it is demonstrated that after a one-time learning capability enhancement, the model combines the frequency domain information. However, it is possible that the small differences between the frequency domain information are difficult to distinguish, leading to false positives and triggering a refusal-to-answer scenario for the GPT-4V. This highlights the importance of exploring the potential of multimodality in face forgery detection.

7 Results on Unified tasks

In this part of the study, we combined the FAS task from Section 5 with the face forgery detection task from Section 6 to assess the performance of GPT-4V and Gemini in a unified detection task against both physical spoof and digital forgery attacks [66]. As shown in Figures 68 to 79, the experiment involved inputting four types of images

:

real human face image, physical attack simulation image, face images generated by Diffusion technology, and face images generated by GAN technology.

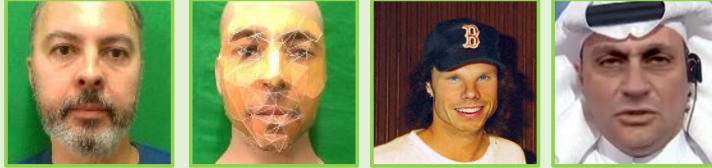
Analysis of responses to this unified task suggests that Gemini’s answers were significantly simpler in length and complexity compared to GPT-4V. This might indicate that the COT design, intended for problem-solving, is not fully applicable to Gemini’s logic, resulting in only a simple, singular answer. Due to Gemini’s inability to process multiple images simultaneously, we resorted to merging all images into one for input. This not only challenged Gemini’s capability in image recognition and segmentation but also possibly made it difficult for Gemini to accurately identify each sub-image within the composite image due to the task’s inherent complexity, thereby failing to accurately determine the real face image.

Specifically, observations from Figures 70, 73, 74, and 78 indicate that face images generated by Diffusion technology posed a significant challenge in terms of confusion for both Gemini and GPT-4V, making it hard to distinguish them from real face images. This suggests that MLLMs still have limitations in performing fine-grained face attack recognition tasks. However, from the results seen in Figures 68, 69, 71, 72, and 75, GPT-4V was able to make correct judgments and accurately identify real face images without any prior knowledge or hints, by simple questioning or by introducing the COT mechanism, demonstrating its strong performance.

For some visually similar images in Figures 76, 77, and 78, although GPT-4V struggled to make an absolute judgment, it was able to provide several answers considered most likely to be correct (including the real answer), showcasing its ability to discern to a certain extent. Overall, the results indicate that Gemini’s performance in this unified task was not satisfactory, exhibiting a significant gap compared to GPT-4V.

Section 7 Results on Union Task

Input image:



Prompt:

Q1: The following images are in order A, B, C, D. Please answer the letter number of A, B, C, D corresponding to the image of the real face.

◆ Gemini:

Q1: The real face is C.

🌀 GPT4V:

Q1: A.

Prompt:

Q2: The following images are in order A, B, C, D. Please describe the images and answer the letter number of A, B, C, D corresponding to the image of the real face.

◆ Gemini:

Q2: The real face is C.

🌀 GPT4V:

Q2: Image A shows a man in front of a green background. He has a short beard and mustache, and is looking directly at the camera.

Image B appears to be a digital or artistic rendering of a face, with a grid-like overlay suggestive of a 3D model or digital scan, against the same green background.

Image C shows a person with a big, toothy smile, wearing a baseball cap with a "B" logo, which is commonly associated with the Boston Red Sox. This image has a dated or distorted quality, perhaps purposely altered, giving it an unnatural appearance.

Image D depicts a character with a digitally altered or computer-generated appearance, wearing what seems to be a traditional Arab headdress known as a keffiyeh or a ghutra, along with a headset.

The image of the real face corresponding to the description is Image A.

Figure 68: In this test, the inputs were presented in the following sequence: a real human face image, an image showing an attack, a face attack generated by Diffusion, and a face attack generated by a GAN. The results showed that Gemini answered all of these incorrectly, while GPT-4V answered them correctly, demonstrating the strong generalization capabilities of MLLMs in diverse tasks.

Section 7 Results on Union Task

Input image:



Prompt:

Q1: The following images are in order A, B, C, D. Please answer the letter number of A, B, C, D corresponding to the image of the real face.

◆ Gemini:

Q1: The real face is C.

🌀 GPT4V:

Q1: C.

Prompt:

Q2: The following images are in order A, B, C, D. Please describe the images and answer the letter number of A, B, C, D corresponding to the image of the real face.

◆ Gemini:

Q2: The real face is C.

🌀 GPT4V:

Q2: Image A: Shows a man with a neutral expression facing directly towards the camera, with a beard and mustache, set against a green background.

Image B: Appears to be a digitally altered or artificial representation of a face with similar features to image A, also set against a green background.

Image C: Displays a man dressed in a suit with a jacket and tie, smiling slightly. The background suggests a formal event or photo call.

Image D: Depicts a man wearing a traditional headpiece, possibly a 'guthra' or 'keffiyeh,' often worn in the Middle East. It is a close-up shot, possibly from a television broadcast given the headset he is wearing.

The real face corresponding to these images is in image A.

Figure 69: In both instances, Gemini provided incorrect responses, whereas GPT-4V made errors in simple answers. However, upon incorporating the COT approach, GPT-4V analyzed each image accurately, demonstrating its robust generalization capabilities in multi-task face liveness detection tasks.

Section 7 Results on Union Task

Input image:



Prompt:

Q1: The following images are in order A, B, C, D. Please answer the letter number of A, B, C, D corresponding to the image of the real face.

◆ Gemini:

Q1: The real face is B.

🌀 GPT4V:

Q1: The image of the real face corresponds to letter C.

Prompt:

Q2: The following images are in order A, B, C, D. Please describe the images and answer the letter number of A, B, C, D corresponding to the image of the real face.

◆ Gemini:

Q2: The real face is C.

🌀 GPT4V:

Q2: Image A: Shows a close-up of a man's face with a neutral expression. He has a short beard and mustache, and the background is a solid green color.

Image B: Is another close-up of a man's face, potentially altered in appearance. There are noticeable distortions, like stretched features and uneven eyes, suggesting it might be digitally manipulated or part of a funhouse mirror effect.

Image C: Depicts a man dressed in a somewhat formal fashion with a blazer, tie, and shirt. He has a pleasant expression on his face and is styled with swept-back hair. The background includes a banner with writing and graphics, indicating he might be at an event.

Image D: Features a man wearing what appears to be a traditional Arab headdress and clothing, with a Bluetooth headset in his ear. His face also seems somewhat altered or might be part of a comedic depiction.

Among these images, the one of the real face that does not appear to be altered is in image C.

Figure 70: In both responses, Gemini and GPT-4V were entirely incorrect. Moreover, GPT-4V erroneously identified image B as a victim of a numerical manipulation attack, likely due to interference from other images manipulated in a similar manner.

Section 7 Results on Union Task

Input image:



Prompt:

Q1: The following images are in order A, B, C, D. Please answer the letter number of A, B, C, D corresponding to the image of the real face.

◆ Gemini:

Q1: The answer is B.

🌀 GPT4V:

Q1: C.

Prompt:

Q2: The following images are in order A, B, C, D. Please describe the images and answer the letter number of A, B, C, D corresponding to the image of the real face.

◆ Gemini:

Q2: The real face is C.

🌀 GPT4V:

Q2: Image A shows a close-up of a man's face against a green background. He has a short beard and mustache, wears glasses, and appears to have a neutral expression.

Image B portrays a close-up of a face that looks uncannily smooth and synthetic. The person has a neutral expression as well and seems to be wearing a hoodie or high-collared outerwear.

Image C features a man smiling slightly at an event, with a formal background indicative of a photograph taken at a public appearance or an award ceremony. He is wearing a brown jacket over a vest, a shirt, and a red tie.

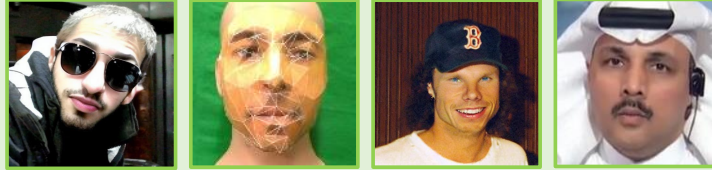
Image D displays a man wearing what appears to be traditional Gulf Arab attire, including a white headdress (ghutra) and robe (thobe), along with a headset.

The image of the real face corresponding to the letters A, B, C, D is A.

Figure 71: In both instances, Gemini provided incorrect responses, and GPT-4V also erred in its initial simple answers. However, after incorporating the COT methodology, GPT-4V correctly analyzed each image. Despite these accurate outcomes, GPT-4V did not provide explanations for why the other images were not authentic human faces.

Section 7 Results on Union Task

Input image:



Prompt:

Q1: The following images are in order A, B, C, D. Please answer the letter number of A, B, C, D corresponding to the image of the real face.

◆ Gemini:

Q1: The answer is C.

🌀 GPT4V:

Q1: The image corresponding to the letter A shows a real face.

Prompt:

Q2: The following images are in order A, B, C, D. Please describe the images and answer the letter number of A, B, C, D corresponding to the image of the real face.

◆ Gemini:

Q2: The real face is B.

🌀 GPT4V:

Q2: Image A: Shows a person wearing sunglasses, with noticeable facial hair and a jacket. The person has a slight smile, and the image appears to be taken indoors with what may be a reflection visible in the sunglasses.

Image B: This looks like a computer-generated image or a digital representation of a face with visible geometric lines, possibly indicating a 3D model or a face with overlaid graphics. The background is a solid bright color, and the person depicted has a neutral expression.

Image C: The individual in this image has a wide smile and is wearing a cap with the letter "B" on it, indicating a possible sports team affiliation. The person has curly hair, and the overall image gives the impression of it being taken in a warm, indoor environment.

Image D: Depicts a person wearing a traditional Arab headdress known as a "ghutra" or "keffiyeh" paired with an "agal" (the black cord). The individual is also wearing a headset with a microphone, suggesting they might be in a setting where communication is important, like a newsroom or control room.

Given these descriptions, the image of the real face, based on typical human features and lack of digital alteration or representation, is A. The person in image A is a real individual in a natural setting, as opposed to the other images, which appear manipulated or computer-generated.

Figure 72: In this test, Gemini's responses were incorrect on both occasions, while GPT-4V's answers were consistently correct. Furthermore, after the introduction of the COT approach, GPT-4V provided the rationale behind its judgments.

Section 7 Results on Union Task

Input image:



Prompt:

Q1: The following images are in order A, B, C, D. Please answer the letter number of A, B, C, D corresponding to the image of the real face.

◆ Gemini:

Q1: The real face is C.

🌀 GPT4V:

Q1: Based on the images provided:

- Image A shows a stylized or edited photo of a person wearing sunglasses.
- Image B appears to be a graphical representation, possibly a 3D model, of a human face.
- Image C is a photograph of a real person.
- Image D seems to be a digitally altered or distorted image of a person, potentially for comedic effect.

The image with the real face is C.

Prompt:

Q2: The following images are in order A, B, C, D. Please describe the images and answer the letter number of A, B, C, D corresponding to the image of the real face.

◆ Gemini:

Q2: The real face is C.

🌀 GPT4V:

Q2: Image A: Shows a person wearing sunglasses with stubble on their face and wearing a hooded jacket. The lighting appears to be artificially brightened, and the facial features such as the lips are emphasized with color.

Image B: Features a low-poly representation of a face against a green background. This image appears to be digitally generated, with flat shading and visible triangular facets making up the contours of the face.

Image C: Depicts an individual at what seems to be an event, possibly a red carpet event, smiling slightly. The person is wearing a herringbone patterned jacket, a shirt, and a red tie. There's a logo visible in the background which suggests a sponsored event.

Image D: Shows a character with exaggerated facial features, wearing what looks like a white head covering typically associated with Arab headgear, known as a Ghutra or Keffiyeh, with a black rope-like accessory called an Igal. The image appears to be from a video and has a digital or altered appearance that doesn't look like a natural human.

Based on these descriptions, the image corresponding to the real face is C.

Figure 73: In this test, both Gemini and GPT-4V rendered incorrect judgments, and their answers remained unchanged even after the implementation of the COT approach. From GPT-4V's description, it's apparent there was indecision between options A and C. The final choice of C may have been influenced by the presence of areas with high exposure and color saturation in option A.

Section 7 Results on Union Task

Input image:



Prompt:

Q1: The following images are in order A, B, C, D. Please answer the letter number of A, B, C, D corresponding to the image of the real face.

◆ Gemini:

Q1: The answer is C.

🌀 GPT4V:

Q1: The image corresponding to the real face is labeled C.

Prompt:

Q2: The following images are in order A, B, C, D. Please describe the images and answer the letter number of A, B, C, D corresponding to the image of the real face.

◆ Gemini:

Q2: The real face is B.

🌀 GPT4V:

Q2: Image A: This image shows a person wearing sunglasses with a silver frame. The person has facial stubble and it appears to be a selfie taken indoors. There are visible light reflections on the sunglasses.

Image B: This picture displays a digital or artistic rendering of a human face against a green background. The face has a geometric, polygonal texture that makes it look like a computer-generated model or 3D graphic, rather than a photograph of a real person.

Image C: Here we have a portrait of a man with short hair, wearing a patterned brown jacket, a white shirt, and a red tie. He appears to be at a formal event with a name tag and logos in the background. He's smiling slightly, and the image seems like it could be taken from a public or media event.

Image D: This image seems to be a screen capture from a television broadcast. It features a person wearing traditional Gulf attire, including a white thobe and a headdress known as a "gutrah" or "keffiyeh," along with a black cord called an "agal" to hold the headdress in place.

Among these images, the real faces appear to be in images A and C.

Figure 74: Similar to the previous test, Gemini was incorrect in both instances, while GPT-4V continued to vacillate between options A and C. This time, its response included the correct answer, option A, indicating that there is a degree of randomness in GPT-4V's decision-making process.

Section 7 Results on Union Task

Input image:



Prompt:

Q1: The following images are in order A, B, C, D. Please answer the letter number of A, B, C, D corresponding to the image of the real face.

◆ Gemini:

Q1: A.

🌀 GPT4V:

Q1: The image of the real face corresponds to letter A.

Prompt:

Q2: The following images are in order A, B, C, D. Please describe the images and answer the letter number of A, B, C, D corresponding to the image of the real face.

◆ Gemini:

Q2: A is the real face.

🌀 GPT4V:

Q2: Image A: This image displays a man with dark hair, wearing a suit with a blue striped tie and a green shirt. He is smiling at the camera, and the setting appears to be indoors, possibly a studio or office.

Image B: The image shows a simplified, geometric representation of a human face with what appears to be a triangulated digital overlay, resembling a 3D model or sculpture with a green background.

Image C: This image features a person with a broad smile wearing a white t-shirt and a baseball cap with the logo "B" (Boston Red Sox) on it. The person has curly hair, the setting is indoors, and the image appears somewhat aged or of a lower resolution.

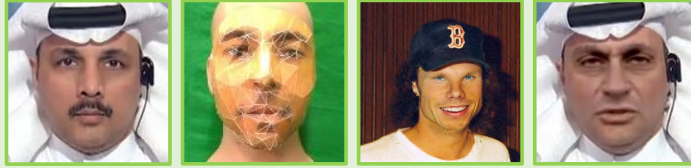
Image D: The image is of a digitally altered or computer-generated representation of a man's face, wearing a white garment that suggests traditional Arabic attire and a headset. The face has a disproportionate and artificial appearance.

The image of the real face corresponds to letter A.

Figure 75: In this test, both Gemini and GPT-4V provided correct answers on both occasions. Under similar conditions, GPT-4V's detailed description of the images enhanced the credibility of its results.

Section 7 Results on Union Task

Input image:



Prompt:

Q1: The following images are in order A, B, C, D. Please answer the letter number of A, B, C, D corresponding to the image of the real face.

◆ Gemini:

Q1: The answer is C.

🌀 GPT4V:

Q1: C.

Prompt:

Q2: The following images are in order A, B, C, D. Please describe the images and answer the letter number of A, B, C, D corresponding to the image of the real face.

◆ Gemini:

Q2: The real face is C.


🌀 GPT4V:

Q2: Image A: This image shows a man wearing what appears to be a traditional Middle Eastern headcloth known as a "keffiyeh" or "ghutra," along with a headset. He has a mustache and is staring into the camera.
Image B: This image presents a face that seems to be a low-polygon or digital artwork representation of a real person's face. The facial features are sharply defined with geometric shapes, and it is in front of a plain, green background.
Image C: Here we have a person with a smiling and friendly expression. They are wearing a baseball cap with a "B" logo, which is typically representative of the Boston Red Sox team. The background appears to be of a wooden pattern, suggesting an indoor environment.
Image D: Similar to Image A, this shows a man wearing a headcloth, also with a headset. The man's facial expression appears to be slightly different from that in Image A.
Based on the descriptions, Images A and D feature real faces, while Images B and C do not. However, Image C shows a manipulated or distorted face that exhibits exaggerated and unnatural features, which suggests it is also not a real face. Therefore, the answers corresponding to the images of real faces are A and D.

Figure 76: In this test, Gemini's answers were incorrect on both occasions. However, after incorporating the COT approach, GPT-4V corrected its initial incorrect response to include the right answer. GPT-4V identified that image D was similar to image A, with the only difference being in their expressions. Indeed, image D was actually modified from image A using GAN to alter the expression.

Section 7 Results on Union Task

Input image:



Prompt:

Q1: The following images are in order A, B, C, D. Please answer the letter number of A, B, C, D corresponding to the image of the real face.

◆ Gemini:

Q1: The answer is B.

🌀 GPT4V:

Q1: C.

Prompt:

Q2: The following images are in order A, B, C, D. Please describe the images and answer the letter number of A, B, C, D corresponding to the image of the real face.

◆ Gemini:

Q2: The real face is B.


🌀 GPT4V:

Q2: Image A: Features a man wearing a white head covering which suggests he might be from a region where such attire is common, like the Middle East. He is wearing headphones and has a mustache.
Image B: Shows what appears to be a computer-generated face or a mask. The complexion is very uniform and lacks typical human features such as pores or subtle skin variations.
Image C: Portrays a person with blue eyes and curly brown hair wearing a baseball cap with a "B" logo, possibly for the Boston Red Sox. They have a wide smile and the photo has an informal, potentially candid feel to it.
Image D: Depicts a man similar to the one in Image A, wearing what seems to be the same style of head covering and headphones, but the image is cropped closer to the face.
Based on the question, the images of the real faces correspond to Image A and Image D.

Figure 77: In this test, Gemini provided incorrect answers on both occasions. After implementing the COT approach, GPT-4V corrected its initial incorrect response and provided two options, one of which was the correct answer. This indicates that GPT-4V did not differentiate between images A and D.

Section 7 Results on Union Task

Input image:



Prompt:

Q1: The following images are in order A, B, C, D. Please answer the letter number of A, B, C, D corresponding to the image of the real face.

◆ Gemini:

Q1: The answer is C.

🌀 GPT4V:

Q1: C.

Prompt:

Q2: The following images are in order A, B, C, D. Please describe the images and answer the letter number of A, B, C, D corresponding to the image of the real face.

◆ Gemini:

Q2: The real face is C.

🌀 GPT4V:

Q2: Image A depicts a man wearing a traditional headdress, likely from the Middle East. He appears to be wearing a headset and is looking directly at the camera.

Image B shows a very artificially looking face, which seems to be a computer-generated image or a mannequin. It lacks the lifelike qualities found in natural human faces.

Image C portrays a man at what appears to be an event or function. He is wearing a suit with a tie and has a distinctive hairstyle. He is smiling towards the camera, and the background suggests a social or professional gathering.


Image D features the same individual as seen in image A, wearing the same traditional headdress and headset.

Out of these images, the real faces are depicted in images A and C, with image C (image C is the third image) appearing to be the face of a person at a public event, making it seem like a naturally candid photograph.

Figure 78: In this test, Gemini provided incorrect answers on both occasions. After implementing the COT approach, GPT-4V corrected its initial incorrect response and provided two options, one of which was the correct answer. This time, GPT-4V categorized an image that was previously considered a numerical manipulation as a real human face, indicating a degree of randomness in GPT-4V's decision-making process.

Section 7 Results on Union Task

Input image:



Prompt:

Q1: The following images are in order A, B, C, D. Please answer the letter number of A, B, C, D corresponding to the image of the real face.

◆ Gemini:

Q1: The real face is C.

🌀 GPT4V:

Q1: The letter corresponding to the image of the real face is A.

Prompt:

Q2: The following images are in order A, B, C, D. Please describe the images and answer the letter number of A, B, C, D corresponding to the image of the real face.

◆ Gemini:

Q2: The real face is B.

🌀 GPT4V:

Q2: Image A shows a person wearing a traditional headdress often associated with Arab cultures, possibly participating in a broadcast or a conference call as indicated by the headset they are wearing. Image B appears to be a digitally manipulated face or perhaps a mask that mimics human features. It has an overlay that makes it look like it has been constructed from geometric shapes. Image C is a photo of a person with distinctive features like bright blue eyes, curly hair, and a wide smile. They are wearing a baseball cap with the letter "B" on it, which might suggest an association with the Boston Red Sox team. Image D shows a person with a similar appearance as in Image A, also wearing what seems to be a traditional Arab headdress and a headset. The image of the real face corresponds to Image C.

Figure 79: In this test, Gemini provided incorrect answers on both occasions. In the simple question, GPT-4V answered correctly, but after implementing the COT approach, GPT-4V's response was incorrect. When combined with the analysis from the previous two tests, it can be observed that GPT-4V's decision-making process exhibits a degree of randomness.

8 Results of MA-COT

In this section, we tested the application effectiveness of the MA-COT method previously mentioned, across the FAS task, the Face Forgery Detection task, and a unified task, with a subset of the results visualized. By employing the MA-COT method, we guide the MLLMs to focus on key features related to presentation attacks using prior knowledge, thereby more efficiently completing sub-tasks without the direct introduction of such knowledge. Moreover, since these key features can be easily added as plug-and-play components, the MA-COT method also facilitates the seamless integration of the FAS task and the Face Forgery Detection task into a unified task framework. In Figure 80, we visualized the detailed responses of Gemini and GPT-4V for an in-depth performance analysis. For Figures 81 to 88, to make the results more intuitive, we summarized the recognition outcomes for different features in table format. In these tables, a "check mark" indicates a correct identification as normal biometric features, while an "error" signifies a misidentification as abnormal biometric features. The "Most" row in the table highlights the image determined to have the most normal biometric features, and the "Answer" row records the comprehensive judgment of the MLLMs.

8.1 Results on Face Anti-Spoofing

In this subsection, we employed the MA-COT method to assess the performance of MLLMs in the FAS task. By analyzing the outcomes from Figures 80 to 83, it was observed that the MA-COT method allowed GPT-4V to achieve good performance on questions that were not correctly answered through either simple queries or the introduction of a COT. However, for Gemini, this approach did not lead to significant improvement, with its performance remaining unsatisfactory. Given the experimental results discussed earlier, we hypothesize that this may be attributed to Gemini's limitations in the logical reasoning process.

8.2 Results on Face Forgery Detection

In this subsection, we use the MA-COT approach to evaluate the performance of MLLMs on the Face forgery detection task. By analyzing Fig. 81 to Fig. 84 it can be noticed that the effect of both models MA-COT approach on this task significantly suggests the effect compared to direct query, where the problem to be solved is decomposed into a set of subproblems built on top of each other.

8.3 Result on Unified Detection

In this subsection, we explored the performance of MLLMs in a unified task of FAS and face forgery detection by employing the MA-COT method. The analysis from Figures 86 to 88 indicates that, although the MA-COT method did not lead to MLLMs achieving perfect results in addressing the unified task, it prompted GPT-4V to provide a general judgment range that encompasses the correct answer under its guidance, thereby reflecting GPT-4V's discernment capabilities. In comparison, Gemini's performance in this task did not fully meet expectations, particularly showing room for improvement in image recognition and the accurate determination of real faces.

Section 8.1 Multiple Choice Question Zero-Shot-Testing

Input image:



Prompt:
Please describe these images based on several attributes: [local consistency of pixels and clarity, facial and facial features contours, harmony of facial features, gloss and reflection, sense of depth and three-dimensionality, gloss and reflection, presence of phone screen or paper edges]. For each attribute, providing the content of the description and judge whether the image represents a directly photographed real face or an abnormal face. The format should be as follows: Attribute: Description: Options: [Correct Biological Characteristics, Wrong Biological Characteristics]. Correct. Finally, please answer the label that contains the most Correct Biological Characteristics.

Gemini:

Image 1 Analysis

- Local Consistency of Pixels and Clarity:** The pixels are locally consistent and clear.
- Facial and Facial Features Contours:** The facial and facial features contours are clear and smooth.
- Harmony of Facial Features:** The facial features are in harmony with each other.
- Gloss and Reflection:** There is a little gloss and reflection on the face.
- Sense of Depth and Three-Dimensionality:** The face has a sense of depth and three-dimensionality.
- Presence of Phone Screen or Paper Edges:** There is no phone screen or paper edges.

Image 2 Analysis

- Local Consistency of Pixels and Clarity:** The pixels are locally consistent and clear.
- Facial and Facial Features Contours:** The facial and facial features contours are clear and smooth.
- Harmony of Facial Features:** The facial features are in harmony with each other.
- Gloss and Reflection:** There is a little gloss and reflection on the face.
- Sense of Depth and Three-Dimensionality:** The face has a sense of depth and three-dimensionality.
- Presence of Phone Screen or Paper Edges:** There is no phone screen or paper edges.

Image 3 Analysis

- Local Consistency of Pixels and Clarity:** The pixels are locally consistent and clear.
- Facial and Facial Features Contours:** The facial and facial features contours are clear and smooth.
- Harmony of Facial Features:** The facial features are in harmony with each other.
- Gloss and Reflection:** There is a little gloss and reflection on the face.
- Sense of Depth and Three-Dimensionality:** The face has a sense of depth and three-dimensionality.
- Presence of Phone Screen or Paper Edges:** There is no phone screen or paper edges.

Image 4 Analysis
Image was not successfully recognized

GPT4V:

Image 1 Analysis

- Local Consistency of Pixels and Clarity:** Appears consistent and clear; no obvious pixel irregularities.
- Facial and Facial Features Contours:** The Contours seem natural and well-defined.
- Harmony of Facial Features:** Features are harmonious and proportional.
- Gloss and Reflection:** There is a natural gloss and reflection on the skin.
- Sense of Depth and Three-Dimensionality:** The face has a natural sense of depth and appears three-dimensional.
- Presence of Phone Screen or Paper Edges:** No visible phone screen or paper edges.

Image 2 Analysis

- Local Consistency of Pixels and Clarity:** Pixel consistency seems off, with some areas appearing blurred or distorted.
- Facial and Facial Features Contours:** The Contours are irregular and do not match typical facial structures.
- Harmony of Facial Features:** Lack of harmony; features do not align naturally.
- Gloss and Reflection:** Reflections are unnatural and do not correspond with typical facial gloss.
- Sense of Depth and Three-Dimensionality:** The face lacks a natural sense of depth and three-dimensionality.
- Presence of Phone Screen or Paper Edges:** No visible phone screen or paper edges, but the quality suggests it may not be a direct photograph.

Image 3 Analysis

- Local Consistency of Pixels and Clarity:** Pixels are mostly consistent, but there is a lack of clarity in some areas.
- Facial and Facial Features Contours:** Facial contours are mostly natural but slightly off in certain areas.
- Harmony of Facial Features:** Features are mostly harmonious but may appear slightly unnatural.
- Gloss and Reflection:** Some gloss and reflection present, but not entirely natural.
- Sense of Depth and Three-Dimensionality:** There is some sense of depth, but it is not fully convincing.
- Presence of Phone Screen or Paper Edges:** No obvious signs of a phone screen or paper edges.

Image 4 Analysis

- Local Consistency of Pixels and Clarity:** Pixel consistency and clarity are good.
- Facial and Facial Features Contours:** Facial contours are realistic.
- Harmony of Facial Features:** Features are in harmony with each other.
- Gloss and Reflection:** Natural gloss and reflection are visible.
- Sense of Depth and Three-Dimensionality:** The face appears three-dimensional with a clear sense of depth.
- Presence of Phone Screen or Paper Edges:** No presence of phone screen or paper edges detected.


The label that contains the most Correct Biological Characteristics is: Correct Biological Characteristics

Based on the provided attributes, the label that contains the most Correct Biological Characteristics is likely the one from **Image 1**, as it appears to have consistent pixels, natural contours, harmonious features, appropriate gloss and reflection, and a convincing sense of depth without any indication of it being a picture of a picture.

Figure 80: Using the same test samples as in Figure 18, this test demonstrates how the MA-COT method enables GPT-4V and Gemini to analyze images from various dimensions and conclude through a voting mechanism. GPT-4V shows more detailed and accurate image analysis capability, correctly judging the overall situation despite failing to recognize abnormal features in Image 4. In contrast, Gemini’s performance in multi-perspective analysis and key image recognition is lacking, leading to an incorrect final conclusion and failure to accurately identify the real face image.

Section 8.1 Multiple Choice Question Zero-Shot-Testing

Input image:



Prompt:

Please describe these images based on several attributes: [local consistency of pixels and clarity, facial and facial features contours, harmony of facial features, gloss and reflection, sense of depth and three-dimensionality, gloss and reflection, presence of phone screen or paper edges]. For each attribute, providing the content of the description and judge whether the image represents a directly photographed real face or an abnormal face. The format should be as follows: Attribute: Description: Options: [Correct Biological Characteristics, Wrong Biological CharacteristicsCorrect]. Finally, please answer the label that contains the most Correct Biological Characteristics.

Gemini:

Attribute \ Input image	Image1	Image2	Image3	Image4
Local Consistency of Pixels and Clarity	✓	✓	✓	✓
Facial and Facial Features Contours	✓	✓	✓	✓
Harmony of Facial Features	✓	✓	✓	✓
Gloss and Reflection	✓	✓	✓	✓
Sense of Depth and Three-Dimensionality	✓	✓	✓	✓
Presence of Phone Screen or Paper Edges	✓	✓	✓	✓
Most	✓	✓	✓	✓
Answer	Real	Real	Real	Real

GPT4V:

Attribute \ Input image	Image1	Image2	Image3	Image4
Local Consistency of Pixels and Clarity	✓	✓	✗	✓
Facial and Facial Features Contours	✓	✗	✗	✗
Harmony of Facial Features	✓	✗	✗	✗
Gloss and Reflection	✓	✗	✗	✗
Sense of Depth and Three-Dimensionality	✓	✗	✗	✗
Presence of Phone Screen or Paper Edges	✓	✓	✓	✓
Most	✓	✗	✗	✗
Answer	Real	Spoof	Spoof	Spoof

Figure 81: This figure presents test samples identical to those in Figure 17. In the original test, GPT-4V failed to differentiate between replay-printing attacks and real faces, incorrectly identifying Image3 and Image4 as real faces, while Gemini was correct on its first attempt and wrong on the second. With the MA-COT method, GPT-4V analyzes images based on multiple attributes and correctly aligns Image1 with the right answer through voting. In contrast, Gemini erroneously judged all images' attributes as normal biological features, a clear misalignment with reality, indicating Gemini's recognition capabilities need improvement in this aspect.

Section 8.1 Multiple Choice Question Zero-Shot-Testing

Input image:



Prompt:

Please describe these images based on several attributes: [local consistency of pixels and clarity, facial and facial features contours, harmony of facial features, gloss and reflection, sense of depth and three-dimensionality, gloss and reflection, presence of phone screen or paper edges]. For each attribute, providing the content of the description and judge whether the image represents a directly photographed real face or an abnormal face. The format should be as follows: Attribute: Description: Options: [Correct Biological Characteristics, Wrong Biological CharacteristicsCorrect]. Finally, please answer the label that contains the most Correct Biological Characteristics.

Gemini:

Attribute \ Input image	Image1	Image2	Image3	Image4
Local Consistency of Pixels and Clarity	✓	✓	✓	✓
Facial and Facial Features Contours	✓	✓	✓	✓
Harmony of Facial Features	✓	✓	✓	✓
Gloss and Reflection	✓	✓	✓	✓
Sense of Depth and Three-Dimensionality	✓	✓	✓	✓
Presence of Phone Screen or Paper Edges	✓	✗	✗	✓
Most	✓	✓	✓	✓
Answer	Real	Spoof	Spoof	Real

GPT4V:

Attribute \ Input image	Image1	Image2	Image3	Image4
Local Consistency of Pixels and Clarity	✓	✗	✗	✗
Facial and Facial Features Contours	✓	✗	✗	✗
Harmony of Facial Features	✓	✗	✗	✗
Gloss and Reflection	✓	✗	✗	✓
Sense of Depth and Three-Dimensionality	✓	✗	✗	✓
Presence of Phone Screen or Paper Edges	✗	✗	✗	✗
Most	✓	✗	✗	✗
Answer	Real	Spoof	Spoof	Spoof

Figure 82: This figure, using the same test samples as Figure 19, shows that in the original test, GPT-4V failed to distinguish between print attacks and real faces, incorrectly identifying Image1 and Image4 as real. Meanwhile, Gemini’s performance was mixed, with an initial incorrect response followed by a correction. After employing the MA-COT method, GPT-4V successfully differentiated Image1 and Image4 through comprehensive multi-attribute analysis, making the correct decision. On the other hand, Gemini was unable to effectively analyze images based on their attributes, wrongly judging all images as real faces, indicating a need for improvement in its analytical capabilities.

Section 8.1 Multiple Choice Question Zero-Shot-Testing

Input image:



Prompt:

Please describe these images based on several attributes: [local consistency of pixels and clarity, facial and facial features contours, harmony of facial features, gloss and reflection, sense of depth and three-dimensionality, gloss and reflection, presence of phone screen or paper edges]. For each attribute, providing the content of the description and judge whether the image represents a directly photographed real face or an abnormal face. The format should be as follows: Attribute: Description: Options: [Correct Biological Characteristics, Wrong Biological CharacteristicsCorrect]. Finally, please answer the label that contains the most Correct Biological Characteristics.

Gemini:

Attribute \ Input image	Image1	Image2	Image3	Image4
Local Consistency of Pixels and Clarity	✓	✓	✓	
Facial and Facial Features Contours	✓	✓	✓	
Harmony of Facial Features	✓	✓	✓	
Gloss and Reflection	✓	✓	✓	
Sense of Depth and Three-Dimensionality	✓	✓	✓	
Presence of Phone Screen or Paper Edges	✓	✓	✓	
Most	✓	✓	✓	
Answer	Real	Real	Real	Failed recognition

GPT4V:

Attribute \ Input image	Image1	Image2	Image3	Image4
Local Consistency of Pixels and Clarity	✓	✗	✗	✓
Facial and Facial Features Contours	✓	✗	✗	✗
Harmony of Facial Features	✓	✗	✗	✗
Gloss and Reflection	✗	✗	✗	✗
Sense of Depth and Three-Dimensionality	✓	✗	✗	✗
Presence of Phone Screen or Paper Edges	✓	✓	✓	✓
Most	✓	✗	✗	✗
Answer	Real	Spoof	Spoof	Spoof

Figure 83: This figure contrasts the outcomes using the same test samples as in Figure 20, between the introduction of the COT method and the application of the MA-COT prompt approach. Under the COT method, GPT-4V failed to distinguish between replay attacks and real faces, incorrectly identifying Image 1 and Image 4 as real, while Gemini initially made a correct judgment followed by an error. After employing the MA-COT prompt, GPT-4V demonstrated significant improvement in analytical capabilities by accurately identifying real face images through a multi-attribute analysis and voting process. Conversely, Gemini continued to misclassify all images as real faces and failed to recognize one image for analysis, highlighting substantial deficiencies in its analysis process.

Section 8.2 Multiple Choice Question Zero-Shot-Testing

Input image :



Prompt :

Please describe these images based on several attributes: [Perspective pose and texture naturalness, global shape consistency of facial features, face facial lighting, facial skin color, eye-head and ear movements, facial contour consistency]. For each attribute, providing the content of the description and judge whether the image represents a directly photographed real face or an abnormal face. The format should be as follows: Attribute: Description: Options: [Correct Biological Characteristics, Wrong Biological CharacteristicsCorrect]. Finally, please answer the label that contains the most Correct Biological Characteristics.

Gemini:

Attribute	Input image	Image1	Image2	Image3	Image4
Perspective pose and texture naturalness		✓	✓	✓	✓
Global shape consistency of facial features		✓	✓	✗	✓
Face facial lighting		✓	✓	✓	✗
Facial skin color		✓	✓	✓	✓
Eye-head and ear movements		✓	✓	✓	✓
Facial contour consistency		✓	✓	✓	✓
Most		✓	✗	✗	✗
Answer		Fake	Fake	Fake	Fake

GPT4V:

Attribute	Input image	Image1	Image2	Image3	Image4
Perspective pose and texture naturalness		✗	✓	✗	✗
Global shape consistency of facial features		✓	✓	✓	✓
Face facial lighting		✓	✗	✗	✗
Facial skin color		✓	✓	✓	✓
Eye-head and ear movements		✓	✓	✓	✗
Facial contour consistency		✓	✓	✓	✓
Most		✓	✓	✗	✗
Answer		Fake	Fake	Fake	Fake

Figure 84: In this image, the same four common face forgery methods were used in this experiment. In order to compare the effectiveness of MA-COT, we performed a comparison between the COT method and the MA-COT hint method. In the COT method, GPT-4V refuses to answer some of the attacks and fails to recognize Nulltextures forged faces and real faces, which the model incorrectly confuses due to their greater similarity. Whereas, with MA-COT, the detail analysis of GPT-4V and Gemini is improved and combines multiple attributes for judgment.

Section 8.2 Multiple Choice Question Zero-Shot-Testing

Input image :



Prompt :

Please describe these images based on several attributes: [Perspective pose and texture naturalness, global shape consistency of facial features, face facial lighting, facial skin color, eye-head and ear movements, facial contour consistency]. For each attribute, providing the content of the description and judge whether the image represents a directly photographed real face or an abnormal face. The format should be as follows: Attribute: Description: Options: [Correct Biological Characteristics, Wrong Biological Characteristics:Correct]. Finally, please answer the label that contains the most Correct Biological Characteristics.

Gemini :

Image 1 Analysis

- Perspective Pose and Texture Naturalness:** Global shape consistency of facial features. The facial features are consistent with each other.
- Global Shape Consistency of Facial Features:** The face is evenly lit.
- Face Facial Lighting:** The facial features are in harmony with each other.
- Facial Skin Color:** The skin color is consistent with the rest of the body.
- Eye-Head and Ear Movements:** The eyes, head, and ears are all in the correct position.
- Facial Contour Consistency:** The facial contour is consistent with the rest of the face.

Image 2 Analysis

- Perspective Pose and Texture Naturalness:** The face is frontal and the texture is natural.
- Global Shape Consistency of Facial Features:** The facial features are consistent with each other.
- Face Facial Lighting:** The face is evenly lit.
- Facial Skin Color:** The skin color is consistent with the rest of the body.
- Eye-Head and Ear Movements:** The eyes, head, and ears are all in the correct position.
- Facial Contour Consistency:** The facial contour is consistent with the rest of the face.

Image 3 Analysis

- Perspective Pose and Texture Naturalness:** The face is frontal and the texture is natural.
- Global Shape Consistency of Facial Features:** The facial features are consistent with each other.
- Face Facial Lighting:** The facial features are in harmony with each other.
- Facial Skin Color:** The skin color is consistent with the rest of the body.
- Eye-Head and Ear Movements:** The eyes, head, and ears are all in the correct position.
- Facial Contour Consistency:** The facial contour is consistent with the rest of the face.

Image 4 Analysis

- Perspective Pose and Texture Naturalness:** The face is frontal and the texture is natural.
- Global Shape Consistency of Facial Features:** The facial features are consistent with each other.
- Face Facial Lighting:** The face is evenly lit.
- Facial Skin Color:** The skin color is consistent with the rest of the body.
- Eye-Head and Ear Movements:** The eyes, head, and ears are all in the correct position.
- Facial Contour Consistency:** The facial contour is consistent with the rest of the face.

Label All the images contain the most Correct Biological Characteristics.

GPT4V:

Image 1 Analysis

- Perspective Pose and Texture Naturalness:** Appears somewhat distorted and unnaturally smooth; not consistent with typical facial texture.
- Global Shape Consistency of Facial Features:** Facial features seem inconsistent and asymmetrical.
- Face Facial Lighting:** The facial features are in harmony with each other.
- Facial Skin Color:** Skin color appears flat and lacks natural variation.
- Eye-Head and Ear Movements:** No movement can be assessed from a static image, but alignment appears off.
- Facial Contour Consistency:** The contour seems mismatched with natural head shapes.

Image 2 Analysis

- Perspective Pose and Texture Naturalness:** The pixels are locally consistent and clear.
- Global Shape Consistency of Facial Features:** The facial and facial features contours are clear and smooth.
- Face Facial Lighting:** The facial features are in harmony with each other.
- Facial Skin Color:** There is a little gloss and reflection on the face.
- Eye-Head and Ear Movements:** The face has a sense of depth and three-dimensionality.
- Facial Contour Consistency:** There is no phone screen or paper edges.

Image 3 Analysis

- Perspective Pose and Texture Naturalness:** The perspective and texture appear distorted, with unnatural blurring around the edges of the face and accessories.
- Global Shape Consistency of Facial Features:** Facial features such as the eyes, nose, and mouth are misshapen and unnaturally aligned.
- Face Facial Lighting:** The lighting on the face appears to be inconsistent, shadows that don't correspond to natural lighting.
- Facial Skin Color:** The color looks blurred.
- Eye-Head and Ear Movements:** The ear appears to be unnaturally fused with the headwear and face.
- Facial Contour Consistency:** The contour of the face looks distorted and lacks the definition typically found in a real human face.

Image 4 Analysis

- Perspective Pose and Texture Naturalness:** The texture also appears to be inconsistent, especially around the eye region where it seems overly smooth.
- Global Shape Consistency of Facial Features:** The overall shape of the face, particularly the forehead, seems distorted.
- Face Facial Lighting:** The lighting on the face seems unnaturally even, without the typical shadows that would occur with directional lighting, which makes the face look flat.
- Facial Skin Color:** The positioning of the eyes and ears in relation to each other and the head seems unnatural.
- Eye-Head and Ear Movements:** The positioning of the eyes and ears in relation to each other and the head seems unnatural.
- Facial Contour Consistency:** The contour of the face, especially around the sides,

Based on the provided attributes, the label that contains the most Correct Biological Characteristics is likely the one from **Image 1**. The label that contains the most Correct Biological Characteristics cannot be determined as all the evaluated attributes suggest Wrong Biological Characteristics.

Figure 85: In this figure, the more detailed MA-COT responses of GPT-4V and Gemini are shown, and it can be seen that after analyzing the multi-attribute integration, the responses of GPT-4V are still more detailed, however, Gemini is more concise, and GPT-4V still has forged images that are indistinguishable from the original images, which indicates that how to improve the model's ability to analyze the details of the realistically generated images still needs to be explored.

Section 8.3 Multiple Choice Zero-Shot-Testing

Input image:



Prompt:

Please describe these images based on several attributes: [local consistency of pixels and clarity, global shape consistency of facial features, sense of depth and three-dimensionality, gloss and reflection, presence of phone screen or paper edges, perspective pose and texture naturalness, face facial lighting, facial skin color, eye-head and ear movements]. Provide a description for each attribute of each image, and determine whether the image is a directly captured real face or an anomalous face. The format should be as follows: Attribute: Description. Option: [Correct biological feature, Incorrect biological feature correct]. Finally, please answer with the label containing the most correct biological features.

Gemini:

Attribute \ Input image	Image1	Image2	Image3	Image4
Local Consistency of Pixels and Clarity	✓	✓	✓	✓
Global Shape Consistency of Facial Features	✓	✓	✓	✓
Sense of Depth and Three-Dimensionality	✓	✓	✓	✓
Gloss and Reflection	✓	✓	✓	✓
Presence of Phone Screen or Paper Edges	✓	✓	✓	✓
Perspective Pose and Texture Naturalness	✓	✓	✓	✓
Face Facial Lighting	✓	✓	✓	✓
Facial Skin Color	✓	✓	✓	✓
Eye-Head and Ear Movements	✓	✓	✓	✓
Most	✓	✓	✓	✓
Answer	Real	Real	Real	Real

GPT4V:

Attribute \ Input image	Image1	Image2	Image3	Image4
Local Consistency of Pixels and Clarity	✓	✓	✗	✗
Global Shape Consistency of Facial Features	✓	✓	✓	✗
Sense of Depth and Three-Dimensionality	✓	✓	✗	✗
Gloss and Reflection	✓	✓	✗	✗
Presence of Phone Screen or Paper Edges	✓	✓	✓	✓
Perspective Pose and Texture Naturalness	✓	✓	✗	✗
Face Facial Lighting	✓	✓	✗	✗
Facial Skin Color	✓	✓	✗	✗
Eye-Head and Ear Movements	✓	✓	✓	✓
Most	✓	✓	✗	✗
Answer	Real	Real	Spoof	Spoof

Figure 86: This figure displays the outcome comparison with the same test samples as in Figure 70. In the original test, both Gemini and GPT-4V incorrectly identified Image3 as a real face. After applying the MA-COT Prompt method, GPT-4V conducted a multi-attribute analysis and voting, selecting two answers, including the correct real face and a print attack image that is challenging to distinguish from real faces in FAS tasks. Conversely, Gemini erroneously considered all images to be real faces after analyzing each attribute, indicating a deficiency in detailed analysis.

Section 8.3 Multiple Choice Zero-Shot-Testing

Input image:



Prompt:

Please describe these images based on several attributes: [local consistency of pixels and clarity, global shape consistency of facial features, sense of depth and three-dimensionality, gloss and reflection, presence of phone screen or paper edges, perspective pose and texture naturalness, face facial lighting, facial skin color, eye-head and ear movements]. Provide a description for each attribute of each image, and determine whether the image is a directly captured real face or an anomalous face. The format should be as follows: Attribute: Description: Option: [Correct biological feature, Incorrect biological feature correct]. Finally, please answer with the label containing the most correct biological features.

Gemini:

Attribute \ Input image	Image1	Image2	Image3	Image4
Local Consistency of Pixels and Clarity	✓	✓		
Global Shape Consistency of Facial Features	✓	✓		
Sense of Depth and Three-Dimensionality	✓	✓		
Gloss and Reflection	✓	✓		
Presence of Phone Screen or Paper Edges	✓	✓		
Perspective Pose and Texture Naturalness	✓	✓		
Face Facial Lighting	✓	✓		
Facial Skin Color	✓	✓		
Eye-Head and Ear Movements	✓	✓		
Most	✓	✓		
Answer	Real	Real	Failed recognition	Failed recognition


GPT4V:

Attribute \ Input image	Image1	Image2	Image3	Image4
Local Consistency of Pixels and Clarity	✓	✗	✓	✗
Global Shape Consistency of Facial Features	✗	✗	✓	✗
Sense of Depth and Three-Dimensionality	✗	✗	✓	✗
Gloss and Reflection	✗	✓	✓	✗
Presence of Phone Screen or Paper Edges	✓	✓	✓	✓
Perspective Pose and Texture Naturalness	✗	✗	✓	✗
Face Facial Lighting	✗	✗	✓	✗
Facial Skin Color	✗	✗	✓	✗
Eye-Head and Ear Movements	✗	✗	✗	✗
Most	✗	✗	✓	✗
Answer	Spoof	Spoof	Real	Spoof

Figure 87: This figure illustrates the comparative outcomes using the same test samples as in Figure 74. In the original test, both Gemini and GPT-4V incorrectly identified Image3 as a real face. After implementing the MA-COT querying method, GPT-4V's performance did not significantly improve, still struggling to distinguish between real faces and those generated by diffusion techniques, highlighting its limitations in recognizing fine-grained modifications. Meanwhile, Gemini failed to recognize two images and mistakenly judged the two images it did recognize as real faces, indicating its shortcomings in multi-image recognition and in performing unified tasks.

Section 8.3 Multiple Choice Zero-Shot-Testing

Input image:



Prompt:

Please describe these images based on several attributes: [local consistency of pixels and clarity, global shape consistency of facial features, sense of depth and three-dimensionality, gloss and reflection, presence of phone screen or paper edges, perspective pose and texture naturalness, face facial lighting, facial skin color, eye-head and ear movements]. Provide a description for each attribute of each image, and determine whether the image is a directly captured real face or an anomalous face. The format should be as follows: Attribute: Description: Option: [Correct biological feature, Incorrect biological feature correct]. Finally, please answer with the label containing the most correct biological features.

Gemini:

Attribute	Image1	Image2	Image3	Image4
Local Consistency of Pixels and Clarity	✓	✓	✓	
Global Shape Consistency of Facial Features	✓	✓	✓	
Sense of Depth and Three-Dimensionality	✓	✓	✓	
Gloss and Reflection	✓	✓	✓	
Presence of Phone Screen or Paper Edges	✓	✓	✓	
Perspective Pose and Texture Naturalness	✓	✓	✓	
Face Facial Lighting	✓	✓	✓	
Facial Skin Color	✓	✓	✓	
Eye-Head and Ear Movements	✓	✓	✓	
Most	✓	✓	✓	
Answer	Real	Real	Real	Failed recognition

GPT4V:

Attribute	Image1	Image2	Image3	Image4
Local Consistency of Pixels and Clarity	✓	✓	✓	✓
Global Shape Consistency of Facial Features	✓	✗	✓	✗
Sense of Depth and Three-Dimensionality	✓	✗	✓	✗
Gloss and Reflection	✗	✗	✗	✗
Presence of Phone Screen or Paper Edges	✓	✓	✓	✓
Perspective Pose and Texture Naturalness	✓	✗	✓	✗
Face Facial Lighting	✓	✗	✓	✗
Facial Skin Color	✓	✗	✓	✗
Eye-Head and Ear Movements	✗	✗	✗	✗
Most	✓	✗	✓	✗
Answer	Real	Spoof	Real	Spoof

Figure 88: This figure presents the analysis results for test samples identical to those in Figure 79. Initially, Gemini was incorrect in both attempts, while GPT-4V, after the introduction of COT, mistakenly believed that Image1 and Image 4 were real faces. After applying the MA-COT prompt method, GPT-4V conducted a multi-attribute analysis and voting, selecting two answers, including one correct answer and mistakenly identifying a face image generated by Diffusion technology as real, highlighting the challenge in recognizing realistic face images produced by Diffusion. Meanwhile, Gemini failed to recognize one image and erroneously considered the three images it did analyze as real faces, revealing deficiencies in its image recognition and analytical capabilities.

9 Findings and Discussion

9.1 More Comprehensive Dataset

Commonly used face security datasets predominantly focus on category-level annotations, lacking detailed explanations such as pixel-level annotations and comprehensive image descriptions. Therefore, the creation of a more comprehensive dataset for face security training is of paramount importance. The annotation information in this dataset should not only include categories but also encompass the reasons for the judgments. Based on such a comprehensive dataset, we can aim to develop models with greater interpretability and enhanced generalization capabilities, thus offering more accurate and reliable security solutions in complex application scenarios.

9.2 More Powerful Models

We can develop specialized multimodal large models for face security using robust foundational models. These models are capable of flexibly handling various input modalities and performing a range of tasks, including description, reasoning, and judgment. Based on these predictive outcomes, the model can guide subsequent actions. Additionally, establishing a face security agent is highly beneficial, enabling the large model to use diverse tools for flexibly conducting face attack detection tasks. This approach not only enhances accuracy but also helps in reducing resource consumption.

9.3 Cross-task Collaboration

Jointly addressing similar tasks, such as face anti-spoofing and deepfake detection, can be highly beneficial. This is because the complementary knowledge from different tasks can lead to superior outcomes. Therefore, exploring how to establish such joint tasks in other domains, such as industrial anomaly detection and medical image processing, is a crucial research direction. This cross-task collaboration can further enhance the accuracy and efficiency of anomaly detection.

9.4 Lightweight Deployment

The resource consumption of current multimodal large models remains substantial, making their deployment on resource-constrained edge devices, such as smartphones and access control systems, a significant challenge. To address this, one approach is to reduce the number of parameters in the model to achieve lightweight, facilitating its operation on edge devices. On the other hand, coordinating with cloud servers for predictive inference can leverage their powerful computational capabilities. This combination of edge and cloud computing can balance real-time processing with efficient computation.

References

- [1] Josh Achiam, Steven Adler, Sandhini Agarwal, Lama Ahmad, Ilge Akkaya, Florencia Leoni Aleman, Diogo Almeida, Janko Altenschmidt, Sam Altman, Shyamal Anadkat, et al. Gpt-4 technical report. *arXiv preprint arXiv:2303.08774*, 2023.
- [2] Jean-Baptiste Alayrac, Jeff Donahue, Pauline Luc, Antoine Miech, Iain Barr, Yana Hasson, Karel Lenc, Arthur Mensch, Katherine Millican, Malcolm Reynolds, et al. Flamingo: a visual language model for few-shot learning. *Advances in Neural Information Processing Systems*, 35: 23716–23736, 2022.
- [3] Yousef Atoum, Yaojie Liu, Amin Jourabloo, and Xiaoming Liu. Face anti-spoofing using patch and depth-based cnns. In *IJCB*, 2017.
- [4] Jinze Bai, Shuai Bai, Shusheng Yang, Shijie Wang, Sinan Tan, Peng Wang, Junyang Lin, Chang Zhou, and Jingren Zhou. Qwen-vl: A frontier large vision-language model with versatile abilities. *arXiv preprint arXiv:2308.12966*, 2023.
- [5] Zinelabidine Boulkenafet, Jukka Komulainen, and Abdenour Hadid. Face anti-spoofing based on color texture analysis. In *ICIP*, 2015.

- [6] Zinelabidine Boulkenafet, Jukka Komulainen, and Abdenour Hadid. Face antispoofing using speeded-up robust features and fisher vector encoding. *IEEE SPL*, 24(2):141–145, 2017.
- [7] Paul Buchana, Irina Cazan, Manuel Diaz-Granados, Felix Juefei-Xu, and Marios Savvides. Simultaneous forgery identification and localization in paintings using advanced correlation filters. In *IEEE ICIP*, 2016.
- [8] Rizhao Cai, Haoliang Li, Shiqi Wang, Changsheng Chen, and Alex C Kot. Drl-fas: A novel framework based on deep reinforcement learning for face anti-spoofing. *TIFS*, 16:937–951, 2020.
- [9] Rizhao Cai, Zirui Song, Dayan Guan, Zhenhao Chen, Xing Luo, Chenyu Yi, and Alex Kot. Benchmm: Benchmarking cross-style visual capability of large multimodal models. *arXiv preprint arXiv:2312.02896*, 2023.
- [10] Junyi Cao, Chao Ma, Taiping Yao, Shen Chen, Shouhong Ding, and Xiaokang Yang. End-to-end reconstruction-classification learning for face forgery detection. In *Proceedings of the IEEE/CVF Conference on Computer Vision and Pattern Recognition*, pages 4113–4122, 2022.
- [11] Shen Chen, Taiping Yao, Yang Chen, Shouhong Ding, Jilin Li, and Rongrong Ji. Local relation learning for face forgery detection. In *Proceedings of the AAAI Conference on Artificial Intelligence*, volume 35, pages 1081–1088, 2021.
- [12] Antonia Creswell, Tom White, Vincent Dumoulin, Kai Arulkumaran, Biswa Sengupta, and Anil A Bharath. Generative adversarial networks: An overview. *IEEE SPM*, 2018.
- [13] W Dai, J Li, D Li, AMH Tiong, J Zhao, W Wang, B Li, P Fung, and S Hoi. Instructblip: Towards general-purpose vision-language models with instruction tuning. arxiv 2023. *arXiv preprint arXiv:2305.06500*.
- [14] Alexey Dosovitskiy, Lucas Beyer, Alexander Kolesnikov, Dirk Weissenborn, Xiaohua Zhai, Thomas Unterthiner, Mostafa Dehghani, Matthias Minderer, Georg Heigold, Sylvain Gelly, et al. An image is worth 16x16 words: Transformers for image recognition at scale. In *ICLR*, 2021.
- [15] Joel Frank, Thorsten Eisenhofer, Lea Schönherr, Asja Fischer, Dorothea Kolossa, and Thorsten Holz. Leveraging frequency analysis for deep fake image recognition. In *International conference on machine learning*, pages 3247–3258. PMLR, 2020.
- [16] Jessica Fridrich and Jan Kodovsky. Rich models for steganalysis of digital images. *IEEE TIFS*, 2012.
- [17] Chaoyou Fu, Peixian Chen, Yunhang Shen, Yulei Qin, Mengdan Zhang, Xu Lin, Jinrui Yang, Xiawu Zheng, Ke Li, Xing Sun, et al. Mme: A comprehensive evaluation benchmark for multimodal large language models. *arXiv preprint arXiv:2306.13394*, 2023.
- [18] Junying Gan, Shanlu Li, Yikui Zhai, and Chengyun Liu. 3d convolutional neural network based on face anti-spoofing. In *ICMIP*, 2017.
- [19] Anjith George and Sébastien Marcel. Deep pixel-wise binary supervision for face presentation attack detection. In *ICB*, 2019.
- [20] Anjith George and Sebastien Marcel. On the effectiveness of vision transformers for zero-shot face anti-spoofing. In *IJCB*, 2020.
- [21] Anjith George, Zohreh Mostaani, David Geissenbuhler, Olegs Nikisins, André Anjos, and Sébastien Marcel. Biometric face presentation attack detection with multi-channel convolutional neural network. *TIFS*, 2019.
- [22] Qiqi Gu, Shen Chen, Taiping Yao, Yang Chen, Shouhong Ding, and Ran Yi. Exploiting fine-grained face forgery clues via progressive enhancement learning. In *Proceedings of the AAAI Conference on Artificial Intelligence*, volume 36, pages 735–743, 2022.

- [23] Tianrui Guan, Fuxiao Liu, Xiyang Wu Ruiqi Xian Zongxia Li, Xiaoyu Liu Xijun Wang, Lichang Chen Furong Huang Yaser Yacoob, and Dinesh Manocha Tianyi Zhou. Hallusionbench: An advanced diagnostic suite for entangled language hallucination & visual illusion in large vision-language models. *arXiv e-prints*, pages arXiv-2310, 2023.
- [24] Alexandros Haliassos, Konstantinos Vougioukas, Stavros Petridis, and Maja Pantic. Lips don't lie: A generalisable and robust approach to face forgery detection. In *Proceedings of the IEEE/CVF conference on computer vision and pattern recognition*, pages 5039–5049, 2021.
- [25] Jonathan Ho, Ajay Jain, and Pieter Abbeel. Denoising diffusion probabilistic models. *Advances in neural information processing systems*, 33:6840–6851, 2020.
- [26] Yipo Huang, Quan Yuan, Xiangfei Sheng, Zhichao Yang, Haoning Wu, Pengfei Chen, Yuzhe Yang, Leida Li, and Weisi Lin. Aesbench: An expert benchmark for multimodal large language models on image aesthetics perception. *arXiv preprint arXiv:2401.08276*, 2024.
- [27] Alexander Kirillov, Eric Mintun, Nikhila Ravi, Hanzi Mao, Chloe Rolland, Laura Gustafson, Tete Xiao, Spencer Whitehead, Alexander C Berg, Wan-Yen Lo, et al. Segment anything. *arXiv preprint arXiv:2304.02643*, 2023.
- [28] Jukka Komulainen, Abdenour Hadid, and Matti Pietikainen. Context based face anti-spoofing. In *BTAS*, 2013.
- [29] Yingxin Lai, Zhiming Luo, and Zitong Yu. Detect any deepfakes: Segment anything meets face forgery detection and localization. In *Chinese Conference on Biometric Recognition*, pages 180–190. Springer, 2023.
- [30] Bohao Li, Yuying Ge, Yixiao Ge, Guangzhi Wang, Rui Wang, Ruimao Zhang, and Ying Shan. Seed-bench-2: Benchmarking multimodal large language models. *arXiv preprint arXiv:2311.17092*, 2023.
- [31] Junnan Li, Dongxu Li, Silvio Savarese, and Steven Hoi. Blip-2: Bootstrapping language-image pre-training with frozen image encoders and large language models. *arXiv preprint arXiv:2301.12597*, 2023.
- [32] Lingzhi Li, Jianmin Bao, Ting Zhang, Hao Yang, Dong Chen, Fang Wen, and Baining Guo. Face x-ray for more general face forgery detection. In *Proceedings of the IEEE/CVF conference on computer vision and pattern recognition*, pages 5001–5010, 2020.
- [33] Xin Li, Wei Wu, Tao Li, Yang Su, and Lilin Yang. Face liveness detection based on parallel cnn. In *Journal of Physics: Conference Series*. IOP Publishing, 2020.
- [34] Ajian Liu and Yanyan Liang. Ma-vit: Modality-agnostic vision transformers for face anti-spoofing. In *IJCAI*, 2022.
- [35] Ajian Liu, Chenxu Zhao, Zitong Yu, Jun Wan, Anyang Su, Xing Liu, Zichang Tan, Sergio Escalera, Junliang Xing, Yanyan Liang, et al. Contrastive context-aware learning for 3d high-fidelity mask face presentation attack detection. *IEEE TIFS*, 2022.
- [36] Haotian Liu, Chunyuan Li, Qingyang Wu, and Yong Jae Lee. Visual instruction tuning. *arXiv preprint arXiv:2304.08485*, 2023.
- [37] Yaojie Liu, Amin Jourabloo, and Xiaoming Liu. Learning deep models for face anti-spoofing: Binary or auxiliary supervision. In *CVPR*, 2018.
- [38] Yaojie Liu, Joel Stehouwer, Amin Jourabloo, and Xiaoming Liu. Deep tree learning for zero-shot face anti-spoofing. In *CVPR*, 2019.
- [39] Iacopo Masi, Aditya Killekar, Royston Marian Mascarenhas, Shenoy Pratik Gurudatt, and Wael AbdAlmageed. Two-branch recurrent network for isolating deepfakes in videos. In *European conference on computer vision*, pages 667–684. Springer, 2020.
- [40] Zuheng Ming, Zitong Yu, Musab Al-Ghadi, Muriel Visani, Muhammad Muzzamil Luqman, and Jean-Christophe Burie. Vitranspad: Video transformer using convolution and self-attention for face presentation attack detection. In *ICIP*, 2022.

- [41] Keyurkumar Patel, Hu Han, and Anil K Jain. Secure face unlock: Spoof detection on smartphones. *TIFS*, 2016.
- [42] Yuyang Qian, Guojun Yin, Lu Sheng, Zixuan Chen, and Jing Shao. Thinking in frequency: Face forgery detection by mining frequency-aware clues. In *Computer Vision—ECCV 2020: 16th European Conference, Glasgow, UK, August 23–28, 2020, Proceedings, Part XII*, pages 86–103. Springer, 2020.
- [43] Yunxiao Qin, Chenxu Zhao, Xiangyu Zhu, Zezheng Wang, Zitong Yu, Tianyu Fu, Feng Zhou, Jingping Shi, and Zhen Lei. Learning meta model for zero-and few-shot face anti-spoofing. In *AAAI*, 2020.
- [44] Yunxiao Qin, Zitong Yu, Longbin Yan, Zezheng Wang, Chenxu Zhao, and Zhen Lei. Meta-teacher for face anti-spoofing. *TPAMI*, 2021.
- [45] Andreas Rossler, Davide Cozzolino, Luisa Verdoliva, Christian Riess, Justus Thies, and Matthias Nießner. Faceforensics++: Learning to detect manipulated facial images. In *ICCV*, 2019.
- [46] Rui Shao, Xiangyuan Lan, Jiawei Li, and Pong C Yuen. Multi-adversarial discriminative deep domain generalization for face presentation attack detection. In *CVPR*, 2019.
- [47] Koushik Srivatsan, Muzammal Naseer, and Karthik Nandakumar. Flip: Cross-domain face anti-spoofing with language guidance. In *Proceedings of the IEEE/CVF International Conference on Computer Vision*, pages 19685–19696, 2023.
- [48] Gemini Team, Rohan Anil, Sebastian Borgeaud, Yonghui Wu, Jean-Baptiste Alayrac, Jiahui Yu, Radu Soricut, Johan Schalkwyk, Andrew M Dai, Anja Hauth, et al. Gemini: a family of highly capable multimodal models. *arXiv preprint arXiv:2312.11805*, 2023.
- [49] Ruben Tolosana, Ruben Vera-Rodriguez, Julian Fierrez, Aythami Morales, and Javier Ortega-Garcia. Deepfakes and beyond: A survey of face manipulation and fake detection. *Information Fusion*, 2020.
- [50] Guoqing Wang, Hu Han, Shiguang Shan, and Xilin Chen. Cross-domain face presentation attack detection via multi-domain disentangled representation learning. In *CVPR*, 2020.
- [51] Zhuo Wang, Qiangchang Wang, Weihong Deng, and Guodong Guo. Face anti-spoofing using transformers with relation-aware mechanism. *IEEE TBIOM*, 2022.
- [52] Zhuo Wang, Qiangchang Wang, Weihong Deng, and Guodong Guo. Learning multi-granularity temporal characteristics for face anti-spoofing. *IEEE TIFS*, 2022.
- [53] Zhuo Wang, Zezheng Wang, Zitong Yu, Weihong Deng, Jiahong Li, Size Li, and Zhongyuan Wang. Domain generalization via shuffled style assembly for face anti-spoofing. In *CVPR*, 2022.
- [54] Jason Wei, Xuezhi Wang, Dale Schuurmans, Maarten Bosma, Fei Xia, Ed Chi, Quoc V Le, Denny Zhou, et al. Chain-of-thought prompting elicits reasoning in large language models. *Advances in Neural Information Processing Systems*, 35:24824–24837, 2022.
- [55] Haoning Wu, Zicheng Zhang, Erli Zhang, Chaofeng Chen, Liang Liao, Annan Wang, Chunyi Li, Wenxiu Sun, Qiong Yan, Guangtao Zhai, et al. Q-bench: A benchmark for general-purpose foundation models on low-level vision. *arXiv preprint arXiv:2309.14181*, 2023.
- [56] Yifan Wu, Pengchuan Zhang, Wenhan Xiong, Barlas Oguz, James C Gee, and Yixin Nie. The role of chain-of-thought in complex vision-language reasoning task. *arXiv e-prints*, pages arXiv–2311, 2023.
- [57] Xiao Yang, Wenhan Luo, Linchao Bao, Yuan Gao, Dihong Gong, Shibao Zheng, Zhifeng Li, and Wei Liu. Face anti-spoofing: Model matters, so does data. In *CVPR*, 2019.
- [58] Zhengyuan Yang, Linjie Li, Kevin Lin, Jianfeng Wang, Chung-Ching Lin, Zicheng Liu, and Lijuan Wang. The dawn of Imms: Preliminary explorations with gpt-4v (ision). *arXiv preprint arXiv:2309.17421*, 9(1), 2023.

- [59] Qinghao Ye, Haiyang Xu, Guohai Xu, Jiabo Ye, Ming Yan, Yiyang Zhou, Junyang Wang, Anwen Hu, Pengcheng Shi, Yaya Shi, et al. mplug-owl: Modularization empowers large language models with multimodality. *arXiv preprint arXiv:2304.14178*, 2023.
- [60] SHI Yichen, FENG Jun, XIAO Lixuan, HE Jingjing, and HU Jingjing. Out of domain face anti-spoofing: A survey. *Journal of Frontiers of Computer Science & Technology*, 16(11):2471, 2022.
- [61] Z. Yu, J. Wan, Y. Qin, X. Li, S. Z. Li, and G. Zhao. Nas-fas: Static-dynamic central difference network search for face anti-spoofing. *IEEE TPAMI*, pages 1–1, 2020. doi: 10.1109/TPAMI.2020.3036338.
- [62] Zitong Yu, Xiaobai Li, Xuesong Niu, Jingang Shi, and Guoying Zhao. Face anti-spoofing with human material perception. In *ECCV*, 2020.
- [63] Zitong Yu, Chenxu Zhao, Zezheng Wang, Yunxiao Qin, Zhuo Su, Xiaobai Li, Feng Zhou, and Guoying Zhao. Searching central difference convolutional networks for face anti-spoofing. In *CVPR*, 2020.
- [64] Zitong Yu, Xiaobai Li, Pichao Wang, and Guoying Zhao. Transrppg: Remote photoplethysmography transformer for 3d mask face presentation attack detection. *IEEE SPL*, 2021.
- [65] Zitong Yu, Yunxiao Qin, Xiaobai Li, Chenxu Zhao, Zhen Lei, and Guoying Zhao. Deep learning for face anti-spoofing: A survey. *IEEE transactions on pattern analysis and machine intelligence*, 45(5):5609–5631, 2022.
- [66] Zitong Yu, Rizhao Cai, Zhi Li, Wenhan Yang, Jingang Shi, and Alex C Kot. Benchmarking joint face spoofing and forgery detection with visual and physiological cues. *IEEE Transactions on Dependable and Secure Computing*, 2024.
- [67] Hang Zhang, Xin Li, and Lidong Bing. Video-llama: An instruction-tuned audio-visual language model for video understanding. *arXiv preprint arXiv:2306.02858*, 2023.
- [68] Yuanhan Zhang, ZhenFei Yin, Yidong Li, Guojun Yin, Junjie Yan, Jing Shao, and Ziwei Liu. Celeba-spoof: Large-scale face anti-spoofing dataset with rich annotations. In *ECCV*. Springer, 2020.
- [69] Hanqing Zhao, Wenbo Zhou, Dongdong Chen, Tianyi Wei, Weiming Zhang, and Nenghai Yu. Multi-attentional deepfake detection. In *Proceedings of the IEEE/CVF conference on computer vision and pattern recognition*, pages 2185–2194, 2021.
- [70] Deyao Zhu, Jun Chen, Xiaoqian Shen, Xiang Li, and Mohamed Elhoseiny. Minigt-4: Enhancing vision-language understanding with advanced large language models. *arXiv preprint arXiv:2304.10592*, 2023.
- [71] Bojia Zi, Minghao Chang, Jingjing Chen, Xingjun Ma, and Yu-Gang Jiang. Wilddeepfake: A challenging real-world dataset for deepfake detection. In *Proceedings of the 28th ACM international conference on multimedia*, pages 2382–2390, 2020.