
Clarify: Improving Model Robustness With Natural Language Corrections

Yoonho Lee¹ Michelle S. Lam¹ Helena Vasconcelos¹ Michael S. Bernstein¹ Chelsea Finn¹

Abstract

In supervised learning, models are trained to extract correlations from a static dataset. This often leads to models that rely on high-level misconceptions. To prevent such misconceptions, we must necessarily provide additional information beyond the training data. Existing methods incorporate forms of additional instance-level supervision, such as labels for spurious features or additional labeled data from a balanced distribution. Such strategies can become prohibitively costly for large-scale datasets since they require additional annotation at a scale close to the original training data. We hypothesize that targeted natural language feedback about a model’s misconceptions is a more efficient form of additional supervision. We introduce CLARIFY, a novel interface and method for interactively correcting model misconceptions. Through CLARIFY, users need only provide a short text description to describe a model’s consistent failure patterns. Then, in an entirely automated way, we use such descriptions to improve the training process by reweighting the training data or gathering additional targeted data. Our user studies show that non-expert users can successfully describe model misconceptions via CLARIFY, improving worst-group accuracy by an average of 17.1% in two datasets. Additionally, we use CLARIFY to find and rectify 31 novel hard subpopulations in the ImageNet dataset, improving minority-split accuracy from 21.1% to 28.7%.

1 Introduction

A grand challenge in machine learning is to develop methods that can go beyond the correlations in a static dataset and capture the underlying structure in a way that generalizes to unseen conditions. However, our main tool for training models—supervised learning—is fundamentally

limited in this regard as it hinges on the premise of extracting correlations from labeled data to make predictions on new inputs. While effective in controlled environments, this paradigm often leads to models that are susceptible to learning high-level misconceptions such as shortcuts or spurious correlations, making them brittle in real-world conditions (Arpit et al., 2017; Hendrycks & Dietterich, 2019; Shah et al., 2020; Geirhos et al., 2020; Lazaridou et al., 2021; Li et al., 2022b). Methods that can effectively incorporate additional information to prune misconceptions and reinforce reliable predictive rules would have far-reaching impact on many applications, particularly in safety-critical domains.

To steer models away from the common misconceptions in a given dataset and towards reliable prediction rules, we must necessarily provide additional information beyond the original labeled data. However, this task has traditionally been labor-intensive due to the need to gather instance-level annotations, such as labels for spurious features (e.g., labeling each training datapoint by background category) or additional labeled data (e.g., gathering data where background and bird species is not correlated). These annotations are needed at a scale comparable to that of the original training data, making such strategies prohibitively costly for settings where the original training data is already close to the full annotation budget. This is especially true in scenarios such as rapid model iteration, quick hotfixes, or data-driven exploration. We posit that far less supervision suffices if we provide *targeted concept-level feedback* about misconceptions of models trained on a given dataset.

Targeted feedback serves as a cornerstone for robustness in domains outside of machine learning. In causal inference, targeted interventions allow us to identify causal effects, going beyond the limitations of observational studies which can only capture correlations (Rubin, 1974; Pearl, 2009; Schölkopf et al., 2021). Similarly, psychological studies underscore the pivotal role of corrective feedback in enhancing learning and decision-making in humans (Ilgen et al., 1979; Bangert-Drowns et al., 1991; Kluger & DeNisi, 1996; Hattie & Timperley, 2007). Despite these insights, existing forms of annotation for robustness in supervised learning fall short in this regard: they lack the specificity of targeted feedback and are provided without knowledge of the actual behavior of naively trained models. In this paper, we intro-

¹Stanford University. Correspondence to: Yoonho Lee <yoonho@stanford.edu>.

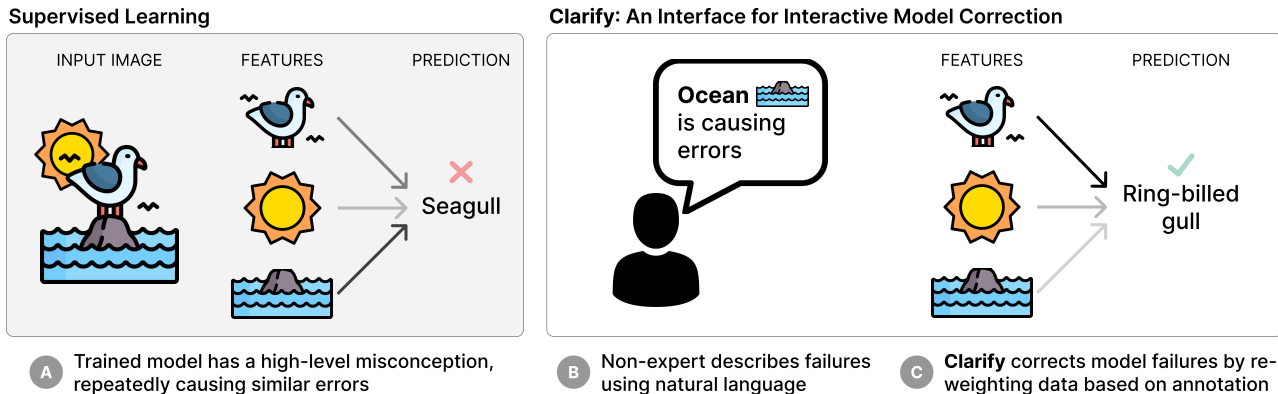


Figure 1: CLARIFY is an interface for interactively correcting model failures due to spurious correlations. (a) Given a model trained with supervised learning, (b) a human describes consistent failure modes of the model entirely in natural language. (c) We automatically incorporate these descriptions to improve the training process by reweighting the training data based on image-text similarity.

duce a specific form of targeted feedback that aligns with these principles: natural language descriptions of model misconceptions.

We introduce Corrective Language Annotations for Robust Inference (CLARIFY), a novel framework that allows humans to interactively correct failures of image classifiers with natural language. CLARIFY consists of an interface for collecting human feedback and a method for automatically incorporating this feedback to improve the training process. During interactions with the interface, users observe a trained model’s predictions on a validation dataset, and write short text descriptions of consistent model misconceptions. For instance, for a bird classifier relying on a spurious correlation between bird species and their backgrounds, a human user can succinctly write that the model is mistakenly focusing on the “water background”. We refer the reader to Figure 1 for an overview of CLARIFY in relation to traditional supervised learning, and Figure 2 for a visualization of key interface features.

We highlight two key properties of CLARIFY which offer complementary strengths to supervised learning. First, in CLARIFY, annotations are collected *after* initial training, allowing the model’s behavior to inform the annotation process. Specifically, CLARIFY focuses on eliciting *negative knowledge*, i.e., telling the model what *not* to focus on. Humans are often better at identifying errors than articulating complex rules, and negative knowledge can fill the gaps in the positive knowledge in the original labeled training set. Second, annotations from CLARIFY have a substantially higher density of information than conventional forms of annotations. Unlike instance-specific labels, textual feedback encapsulates concept-level “global” insights that are applicable across the entire dataset, making it a more efficient mode of human-model communication.

We instantiate CLARIFY in a web app implementation to

carry out non-expert user studies (N=26), and evaluate the gathered feedback in addition to re-trained models. We find that within just a few minutes of interaction, non-expert feedback through CLARIFY helps in identifying model misconceptions. We find that re-training the model using such feedback results in statistically significant gains in robustness: an average 17.1% increase in worst-group accuracy. We further demonstrate the scalability of CLARIFY by using the interface to identify 31 novel spurious correlations in the ImageNet dataset; we use these annotations to improve hard-group accuracy from 21.1% to 28.7% with only a 0.2% drop in overall average accuracy, just by appropriately reweighting the ImageNet training set.

2 Related Work

Teaching ML models. As machine learning models require more and more resources to train, it becomes increasingly important to optimize the training process. The machine teaching problem setting aims to formalize what an optimal training set for a given task is and characterize the so-called training complexity. While this setting has been well-studied (Goldman & Kearns, 1991; Druck et al., 2008; Mintz et al., 2009; Zhu, 2015; Simard et al., 2017; Zhu et al., 2018), its application to large-scale models has been limited. Supervised learning, the dominant paradigm for training task-specific models, requires explicit labels for each instance in the dataset, which show diminishing returns from additional human effort. Our work proposes a form of supervision which can be used to find and rectify spurious correlations in labeled datasets: natural language descriptions of model errors. Compared to instance-level labels, these descriptions hold substantially more information per annotation, as they hold global information about the model’s behavior on the entire dataset.

Human-computer interaction for ML. There is a rich

literature on the interaction between humans and machine learning models. Improving the interface between humans and models has benefits in many points of the machine learning pipeline, including interactive feature selection (Fails & Olsen Jr, 2003; Dudley & Kristensson, 2018), interpretability (Ribeiro et al., 2016; Boggust et al., 2022), and human-in-the-loop data collection (Gao et al., 2022). Perhaps the most closely related works are those that elicit high-level concepts from humans (Stretcu et al., 2023; Lam et al., 2023). However, a key difference between these works and ours is that we focus on *negative knowledge*—teaching the model what not to learn—as opposed to these works which specify what features the model should use. Especially for intuitive tasks like image classification, human knowledge is often *tacit* rather than explicit, making it hard to specify precisely (Polanyi, 2009). Thus, it is easier for annotators to describe the failures of an existing model rather than define the desired behavior upfront. Restricting the feedback to negative knowledge is also important for scalability, as it is much easier to identify a few failure modes in an otherwise well-performing model, than to specify the full set of useful concepts. This scalability is crucial for our goal of correcting spurious correlations in large-scale datasets such as ImageNet.

Robustness to spurious correlations. Models trained with standard supervised learning often exhibit a bias towards shortcut features, i.e. simple features that perform well on the training distribution yet fail to capture the underlying causal structure (Arpit et al., 2017; Gunasekar et al., 2018; Shah et al., 2020; Geirhos et al., 2020; Pezeshki et al., 2021; Li et al., 2022b). Many recent works have proposed methods to mitigate this issue, such as learning multiple functions consistent with the training data (Fisher et al., 2019; Xu et al., 2022; Teney et al., 2022; Pagliardini et al., 2022; Lee et al., 2022; Taghanaki et al., 2022), and reweighting training instances to render shortcut features non-predictive (Sagawa et al., 2019; Yaghoobzadeh et al., 2019; Nam et al., 2020; Creager et al., 2021; Liu et al., 2021; Kirichenko et al., 2022; Qiu et al., 2023). However, these approaches often entail significant overhead for additional supervision, such as group labels indicating spurious features (Sagawa et al., 2019; Kirichenko et al., 2022; Lee et al., 2023), or labeled data from the target distribution (Nam et al., 2020; Creager et al., 2021; Liu et al., 2021). In contrast, our method requires only a few natural language descriptions of model errors, which are substantially easier to collect. This lower annotation burden renders CLARIFY especially practical for addressing spurious correlations in large datasets.

Discovering failure modes. Our work builds upon a growing body of literature aimed at identifying and correcting failure models of machine learning models. Previous works in this area aim to discover data subsets on which models perform poorly (Chen et al., 2021; Bao & Barzilay, 2022; d’Eon

et al., 2022; Neuhaus et al., 2023b) and devise methods to rectify such specific failures (Santurkar et al., 2021; Mitchell et al., 2021; Yao et al., 2021; Jain et al., 2022). Some works perform counterfactual data augmentation to directly highlight model reliance on spurious features (Kaushik et al., 2019; Wu et al., 2021; Ross et al., 2021; Veitch et al., 2021; Vendrow et al., 2023). More closely related to our work are methods that leverage vision-language models to describe failure modes with natural language (Eyuboglu et al., 2022; Wiles et al., 2022; Dunlap et al., 2022; Zhang et al., 2023; Neuhaus et al., 2023a; Kim et al., 2023). Natural language descriptions of error slices have the advantage of being interpretable and naturally grounded in human understanding. However, many of the descriptions generated by these fully automated methods do not correspond to true model failures. For example, Zhang et al. (2023) reports that DOMINO (Eyuboglu et al., 2022) can make nonsensical descriptions such as “mammoth” for a bird classification task. By incorporating humans in the loop, our approach avoids such errors, making it possible to discover spurious correlations in large datasets such as ImageNet.

3 Problem Setup

We consider a standard supervised learning setting, where we are given a dataset $\mathcal{D} = \{(x_i, y_i)\}_{i=1}^N$ of N labeled samples. Each label y_i belongs to one of C different classes: $y_i \in \{1, \dots, C\}$. A model is trained to minimize the average loss across the training set, i.e. $\frac{1}{N} \sum_{i=1}^N \ell(f(x_i; \theta), y_i)$, where ℓ is a pointwise loss function such as cross-entropy, f is the model, and θ denotes model parameters. However, the dataset may inadvertently contain spurious correlations that hinder the model’s ability to generalize to new distributions. To formalize spurious correlations, we can consider an extended dataset that includes an unknown attribute s_i for each instance, resulting in $\{(x_i, y_i, s_i)\}_{i=1}^N$ where $s_i \in \{1, \dots, S\}$. For example, for a task where the labels y_i are bird species, the spurious attributes s_i could correspond to the background of the image x_i , which would be easier to infer from the input than the true label (i.e., bird species). A model trained on \mathcal{D} may learn to rely on s_i to make predictions, thereby failing on new distributions where the previous correlation between s_i and y_i no longer holds. In general, we do not have annotations for these spurious attributes s_i or even know in advance what they are. Our goal is to correct the model’s reliance on these spurious attributes without knowing a priori what they are.

To describe spurious attributes given only class-labeled image data, we leverage the capabilities of multimodal models such as CLIP (Radford et al., 2021), which encodes images and text into a shared embedding space. For a given image input I and text input T , CLIP outputs representations from separate vision and language branches, $e_i = f_i(I)$ and

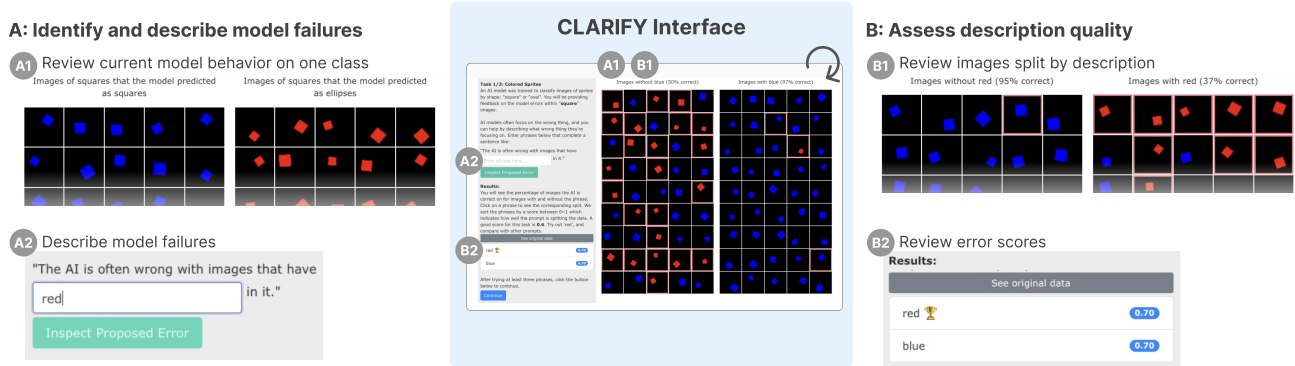


Figure 2: The CLARIFY interface enables users to iteratively (A) identify and describe model failures and (B) assess the quality of these descriptions. Users can review image examples of correct and incorrect predictions on one class, such as “square” (A1). Based on observed differences, they can input short, natural language descriptions of model failures, such as “red” squares (A2). The system surfaces feedback by splitting the data using the provided description (B1) and displaying an error score (B2). Users can repeat the process to generate improved descriptions.

$e_t = f_t(T)$ respectively. This model is trained to maximize the similarity between the image and text representations for corresponding image-text pairs and minimize it for non-corresponding pairs, through a contrastive loss function. We can estimate the similarity between a pair of image and text inputs by computing the cosine similarity of their respective representations:

$$\text{sim}(I, T) = \frac{e_i \cdot e_t}{\|e_i\| \|e_t\|}. \tag{1}$$

This black-box similarity function allows us to determine the relevance of a given image and text pair. In the next section, we describe how CLARIFY leverages this relevance function to mitigate spurious correlations based solely on natural language feedback on a labeled validation set.

4 CLARIFY: A Natural Language Interface for Model Correction

We now describe Corrective Language Annotations for Robust Inference (CLARIFY), a novel framework for identifying and mitigating spurious correlations in models trained with supervised learning. The main idea behind CLARIFY is to allow humans to provide targeted natural language feedback to a model, helping the model focus on relevant features and ignore spurious ones. We employ a natural language interface to facilitate this process, which we describe in detail in this section. We will first describe a concrete example of an interaction with the interface in Section 4.1, and then describe two methods for incorporating this feedback into the training process in Section 4.2.

4.1 Interaction Workflow

To demonstrate how CLARIFY enables non-expert users to correct model misconceptions, we will walk through a user’s

workflow with the system (Figure 2). We will use a running example of a model trained to classify images of sprites as squares or ovals but mistakenly focuses on color rather than shape.

Reviewing model behavior. First, the user is presented with a summary view of the model’s current behavior. The goal of this interface is to scaffold the user in rapidly identifying reasons underlying model failures. Drawing from a validation dataset, we display one class at a time (i.e., images of squares) and divide the examples into those that the model correctly classified (i.e., images classified as squares) on the left versus those that it incorrectly classified (i.e., images classified as ovals) on the right (Figure 2, A1). By presenting the images in this way, CLARIFY streamlines the user’s task to one of identifying differences between sets. In our example, all of the images on the page are indeed squares, but the model is only making accurate predictions for the examples on the left and not those on the right. Comparing the images on the two sides, the user notices that the correct cases contain blue squares while the incorrect cases contain red squares.

Describing model failures. Now that the user has an initial idea of the model’s misconception, they are tasked with describing this failure mode. Our system accepts short natural language descriptions of model failures (Figure 2, A2). In particular, users are asked to complete the following fill-in-the-blank sentence: “The AI is often wrong on images that have ___ in it.” We find that this question is effective since users may not be familiar with the general concept of model failures or features. Continuing our running example, the user enters the phrase “red” here to describe what they observed.

Assessing descriptions. After the user submits their description, CLARIFY helps them to assess whether the descrip-

tion can successfully correct model errors. We present a summary visualization that partitions the validation dataset based on a threshold on image-text similarity from CLIP (Figure 2, B1); images sufficiently similar to the description (“red”) are on the right while others are on the left. We additionally show a 0 – 1 score that indicates how well the description separates the error cases from the correct predictions (Figure 2, B2). We note that while the interface only shows *validation data* using the provided description, the user’s natural language annotation will later be incorporated to partition the *training data* for model retraining.

Iterating on descriptions. As users may not be successful on their first attempt, CLARIFY aids users in iterating on their descriptions. Descriptions can fail for two reasons: (1) the description may not indeed differentiate the correct and incorrect cases, or (2) the description may be a valid differentiator, but may be modeled inaccurately due to the user’s word choice and CLIP-based similarity scoring. CLARIFY allows users to identify both of these failure modes. In our example, the user can see if the model is not accurately identifying images with the “red” keyword (case 2), and they can experiment with alternate prompts to better isolate the difference (e.g., “red square,” “crimson”). After iterating and isolating the red examples, the user can see if the provided is still low, indicating that this description is not sufficient to repair model errors (case 1). With this information, they can revisit the original view and brainstorm additional descriptions, such as phrases related to the size and orientation of sprites.

We describe other details about the interface in Appendix A, including additional features that help users to refine their descriptions and assess their effectiveness. In the supplementary material, we provide a video demonstration of a user’s workflow with CLARIFY. In Section 5.1, we evaluate the performance of non-expert annotators using CLARIFY and demonstrate that they can identify and describe model misconceptions.

4.2 Automatic Fine-Tuning

After collecting textual feedback from users, we incorporate this feedback into the training process for fine-tuning a foundation model. While the strategy below is applicable to any form of training, in this paper, we consider fine-tuning only the last layer on top of a frozen backbone. Given an error annotation (c, T, τ) , we can partition the training data within class c into two subsets: $D_{>} = \{(x_i, y_i) \mid \text{sim}(x_i, T) > \tau\}$ and $D_{<} = \{(x_i, y_i) \mid \text{sim}(x_i, T) \leq \tau\}$. These two subsets correspond to images that are more and less similar to the provided text prompt, respectively, and serve as indicators of the model misconception identified by the annotator. Having identified these two subsets, we want to train a final model that is insensitive to the identified

misconception, i.e., to achieve low training loss *without* using the feature that separates the two subsets.

We propose to use a simple distributionally robust optimization (DRO) objective function to achieve this goal. Having identified the two subsets $D_{>}$ and $D_{<}$, we propose to minimize the maximum loss over the two subsets in order to achieve robustness to the identified misconception; the loss function is given by:

$$\max(\mathcal{L}(f_\theta, D_{>}), \mathcal{L}(f_\theta, D_{<})), \quad (2)$$

where $\mathcal{L}(f_\theta, D)$ is the average loss over the subset D . We optimize this objective using stochastic gradient descent with the max operator computed for each minibatch. We use this objective to train the last layer on top of a frozen foundation model backbone. In Section 5, we will measure the effectiveness of this fine-tuning approach based on language feedback. We note that this stage is fully automated, and there are no additional hyperparameters to tune beyond what was in the original training process.

5 Experiments

We first note that our framework diverges substantially from assumptions in traditional supervised learning. CLARIFY involves collecting annotations *after* an initial round of training, and these annotations consist of targeted concept-level feedback rather than model-agnostic instance-level feedback. We consider this deviation from the conventional setup as necessary for efficiently addressing the challenge of learning robust prediction rules from observational data. We seek to empirically answer the following questions about this framework for interactively correcting model errors:

1. Can non-expert users use CLARIFY to identify and describe spurious correlations in models trained with supervised learning?
2. Can CLARIFY discover and rectify novel spurious correlations in large datasets such as ImageNet?
3. How does CLARIFY compare to various automated methods which do not require human feedback?

For detailed experimental setup including datasets, models, and human participants, see Appendix B.

5.1 Non-Expert Annotators Can Describe Model Errors

Identifying and annotating spurious correlations is a more nuanced task than conventional forms of annotation such as class labeling. This raises the question of whether non-expert annotators can perform this task. To answer this question, we conduct a user study (N=26) to assess the

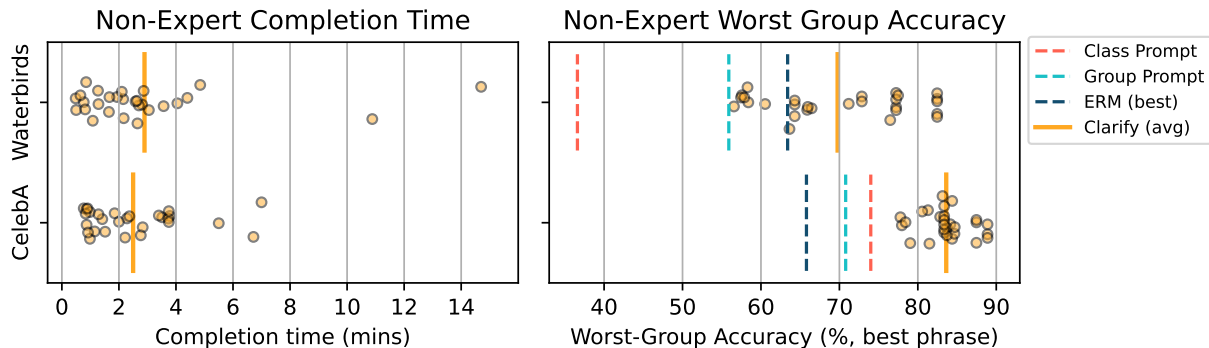


Figure 3: For both datasets, (left) non-experts completed annotation tasks using CLARIFY within a few minutes, and (right) models retrained with non-expert annotations outperformed existing baselines in worst-group accuracy.




Figure 4: (a) Typical images from the “blond” class of CelebA. Non-experts provided textual feedback corresponding to hard subpopulations of (b) lighter and (c) darker hair colors.

ability of non-expert users to identify and describe spurious correlations in models trained with supervised learning (see Appendix B for study details). We ask each participant to annotate the Waterbirds and CelebA datasets using the CLARIFY interface.

We summarize the performance of non-expert annotators in Figure 3 and Table 1, comparing to zero-shot prompting and fine-tuning baselines. Promisingly, users were able to achieve these performance improvements with minimal annotation effort, averaging 2.7 minutes ($SD=2.5$) per dataset. Taking the best-performing annotation from each user, the average worst-group accuracy was 69.8 ($SD=9.0$, $max=82.5$) for Waterbirds and 83.6 ($SD=3.1$, $max=88.9$) for the CelebA dataset. Single-factor ANOVAs showed a statistically significant increase in worst-group accuracy from using CLARIFY: $F(1, 24) = 12.96, p < 0.002$ for Waterbirds and $F(1, 24) = 262.44, p < 0.001$. We then conducted Turkey HSD posthoc tests to compare conditions between all pairs of methods. This test confirmed statistical significance at the $p < .005$ level for all pairwise comparisons except in only the (Class Prompt, Group Prompt) pair for the Waterbirds task. In summary, non-expert an-

notations using CLARIFY significantly outperformed the baseline methods we considered.

We additionally find that non-expert annotators propose novel model failures that had not been previously surfaced by experts. While experts had surfaced spurious correlations with gender in the CelebA dataset, participants also surfaced “dirty blonde” and “bleach blond” subpopulations, which models consistently misclassified (Figure 4). Our findings suggest that CLARIFY can enable non-expert annotators to identify and describe model misconceptions. This opens up the possibility of leveraging a broader workforce for iteratively improving models trained on web-scale datasets such as ImageNet or LAION (Deng et al., 2009; Schuhmann et al., 2022).

5.2 Discovering and Mitigating Model Misconceptions in ImageNet

We now evaluate whether CLARIFY can be used to discover novel model misconceptions in models trained on the ImageNet training set. For such widely used large-scale datasets, it is important to develop both tools to find consistent errors and methods to mitigate them. For this evaluation, the authors of this paper use the CLARIFY interface for ImageNet, and additionally evaluate whether the resulting annotations can improve model robustness.

Identified subpopulations. Using CLARIFY, we identified 31 model misconceptions in ImageNet; we show a full list in Table 5 and visualize many of them in Figure 10. To our best knowledge, despite ImageNet being a widely studied dataset, no prior works have identified these misconceptions. As an example, we visualize a spurious correlation in the “sliding door” class in Figure 5: sliding doors are negatively correlated with cars in the training set, causing standard models to misclassify cars that have sliding doors. We further evaluate the performance of a standard ImageNet model on each identified minority and majority split. Results in Figure 11 show that the ERM model consistently underperforms on the minority split for each class, indi-




Figure 5: An example of a spurious correlation found on ImageNet. Within the “sliding door” class, the model successfully classifies (a) images of sliding doors inside buildings. However, it is wrong on all instances of (b) sliding doors on cars. This is one of the 31 spurious correlations we found; please refer to Figure 10 in the appendix for more visualizations.

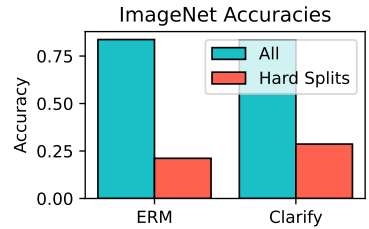


Figure 6: Average accuracies on ImageNet data. Fine-tuning with Clarify substantially improves accuracy on hard splits, while keeping overall accuracy intact.

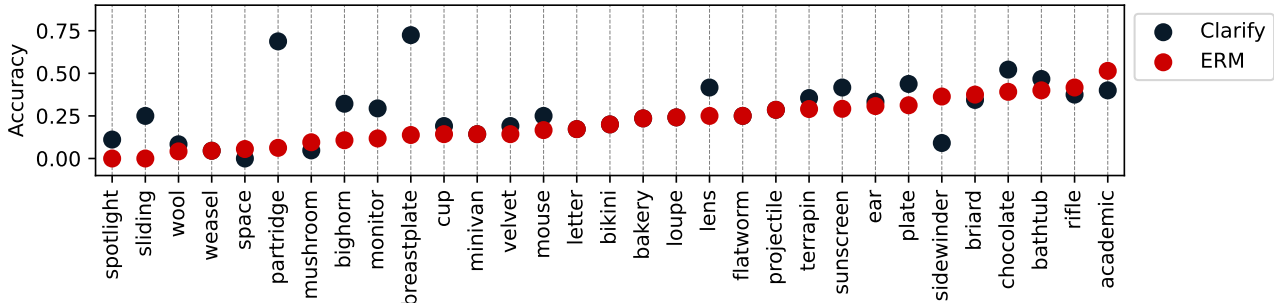


Figure 7: Average minority split accuracy for each of the 31 identified spurious correlations. Fine-tuning with textual feedback from CLARIFY improves minority split accuracy in many classes.

cating that the trained model is indeed relying on each of these spurious correlations. We also note that this trend continues to hold on ImageNet-V2, which follows a different distribution from the validation set we use to collect feedback.

Fine-tuning while avoiding spurious correlations. We use the collected annotations to fine-tune a model on ImageNet, and evaluate this fine-tuned model on various splits of the ImageNet validation set. Results in Figure 7 show that the retrained model achieves higher minority split performance on many classes. Aggregate metrics in Figure 6 show that fine-tuning with CLARIFY annotations reduces the average minority-split accuracy from 21.1% to 28.7%, with only a 0.2% drop in overall average accuracy. We emphasize that no additional data was used during fine-tuning—the annotations from CLARIFY were only used to find a better reweighting of the exact same training data used to train the original ERM model.

5.3 Comparison With Automated Methods

Finally, we compare CLARIFY with various automated methods for handling model misconceptions. We note that none of the following comparisons are apples-to-apples: CLARIFY operates in a new problem setting that involves targeted human feedback, while the automated methods are designed to make use of pre-existing data, annotations, or models. Our goal here is to see how the new form of targeted human supervision in CLARIFY compares to prior approaches,

since it is substantially more information-dense and expressive, and thus scalable to large datasets.

Comparison with zero-shot prompting methods. We compare the re-trained classifier using CLARIFY annotations with zero-shot prompting methods in Table 6. CLARIFY shows substantially better worst-group accuracy and robustness gap on the Waterbirds and CelebA datasets. Among these points of comparison, RoboShot (Adila et al., 2023) is notable as it is an automated method that leverages state-of-the-art foundation models (Jia et al., 2021; Chen et al., 2022; OpenAI, 2023). We note that this not necessarily a fair comparison in either direction: RoboShot uses a powerful language model to alter its prompts whereas CLARIFY leverages targeted human feedback. Nevertheless, this comparison is still informative in that it shows that we can get much more leverage out of natural language feedback by having it directly address gaps in existing training data.

Comparison with automated bias discovery. Since human feedback is a key cost of CLARIFY, we investigate whether such feedback brings concrete benefits over fully automated methods for discovering model biases. Specifically we compare CLARIFY with Bias-to-Text (Kim et al., 2023); this method is representative of the state-of-the-art in automated bias discovery. We evaluate the automated pipeline of Bias-to-Text on several classes in the ImageNet validation set in which we identified spurious correlations.

We find that Bias-to-Text is able to identify relevant keywords for each class, but there are specific pitfalls that make

Table 1: Evaluation of methods for group robustness using the CLIP-ResNet50 backbone. For CLARIFY, we show the average and best participant from our non-expert user study (N=26) in addition to feedback from an author of this paper. Fine-tuning with annotations from CLARIFY consistently outperforms methods that use only text (zero-shot) or label information. We denote our implementation of other methods with (ours); all other results are from Zhang & Ré (2022).

Data Assumptions	Method	Waterbirds			CelebA		
		WG	Avg	Gap	WG	Avg	Gap
Zero-Shot	Class Prompt	36.6	92.2	55.6	74.0	81.9	7.9
	Group Prompt	55.9	87.8	31.9	70.8	82.6	11.8
Labels	ERM	7.9	93.5	85.6	11.9	94.7	82.8
	ERM (ours)	63.4	96.0	32.6	31.1	95.4	64.3
	ERM (ours, class-balanced)	48.6	95.2	46.7	65.8	93.4	27.6
	ERM (ours, worst-class)	55.9	95.8	39.9	56.9	94.1	37.2
Labels, Text Feedback	CLARIFY (avg non-expert)	69.8	84.1	13.3	83.7	93.2	9.5
	CLARIFY (best non-expert)	82.5	90.7	8.2	88.8	92.9	4.1
	CLARIFY (author)	75.7	83.8	8.1	89.1	92.1	3.0
Labels, Group Labels	DFR (subsample)	63.9	91.8	27.9	76.9	92.5	15.6
	DFR (upsample)	51.3	92.4	41.1	89.6	91.8	2.2
	DFR (ours)	78.7	90.8	12.1	90.6	91.9	1.3
	Group DRO (ours)	81.3	88.1	6.8	89.2	91.8	2.7

it difficult to use without human oversight. In Table 2, we show 10 keywords identified by Bias-to-Text for 6 classes in ImageNet. We note that the top identified keywords, i.e. the ones with the highest CLIP score, often describe something highly related to the class label, such as “goat” for the “bighorn”. Additionally, we numerically compare the discovered annotations in terms of their ability to improve model robustness in Figure 8. The annotations for Bias-to-Text show substantially higher minority split accuracy (Clarify 21.1%, Bias-to-Text 45.2%), with a smaller gap with the majority split. Furthermore, after re-training with these annotations, we observe a slight decrease in held-out minority split accuracy (45.2% to 44.3%). This is in contrast to re-training with Clarify annotations, which substantially improved minority split accuracy (21.1% to 28.7%). However, we note that automated discovery methods are highly useful in the context of CLARIFY, as they can prime human annotators with a set of candidate keywords or help prioritize the most promising parts of the dataset.

Comparison with methods for spurious correlations. We assess how re-training a model with expert annotations from CLARIFY compares to existing automated methods for addressing spurious correlations. We compare with representative prior methods which similarly fine-tune CLIP backbones and/or reweight training data. In addition to CLARIFY, we evaluate zero-shot CLIP (Radford et al., 2021) with class-based and group-based prompts, DFR (Kirichenko et al., 2022), and Group DRO (Sagawa et al., 2019). We describe experimental details for each method in Appendix B. Our results on the Waterbirds and CelebA datasets, summarized in Table 1, demonstrate that CLARIFY consistently

outperforms approaches that use zero-shot prompts or class labels in terms of worst-group accuracy and robustness gaps, and is competitive with specialized methods that use instance-level annotations for spurious attributes. We show extended results with an alternative backbone in Table 4.

Moreover, the key advantage of CLARIFY is in its scalability to large datasets, a feature that no prior automated method has demonstrated. Such scalability is crucial when applying these ideas to real-world problems, where the scale and diversity of data are ever-increasing. We will elaborate on and provide empirical evidence for the scalability of CLARIFY in Section 5.2.

6 Discussion

Across our experiments, we find that CLARIFY enables humans to identify and rectify model misconceptions with minimal supervision. CLARIFY contributes to the democratization of machine learning by allowing laypeople to correct high-level model errors. This potentially fosters greater public trust in machine learning models, especially when users witness measurable improvements in the model after their interventions.

Limitations. Just as using a CLIP backbone leverages its broad training distribution of natural images and text, we expect the CLARIFY framework to readily take advantage of any future improvements in pre-training, either through better data or better models. On the other hand, this also implies that CLARIFY in its current form shares the limitations of the current state of pre-training, including biases in the training distribution and limited coverage of specific

domains such as medical imaging or scientific domains. Future work could broaden the applicability of the CLARIFY framework by incorporating domain-specific knowledge and extending to data modalities beyond images.

Acknowledgments

We thank Kyle Hsu, Annie S. Chen, Archit Sharma, and Eric Mitchell for helpful feedback and discussions. We also thank anonymous participants from Prolific for providing annotations and feedback on the interface, and anonymous reviewers for their helpful comments. This work was partly supported by KFAS.

References

- Adila, D., Shin, C., Cai, L., and Sala, F. Zero-shot robustification of zero-shot models with foundation models. *arXiv preprint arXiv:2309.04344*, 2023. [page 7, 19]
- Arpit, D., Jastrzebski, S., Ballas, N., Krueger, D., Bengio, E., Kanwal, M. S., Maharaj, T., Fischer, A., Courville, A., Bengio, Y., et al. A closer look at memorization in deep networks. In *International Conference on Machine Learning*, 2017. [page 1, 3]
- Bangert-Drowns, R. L., Kulik, C.-L. C., Kulik, J. A., and Morgan, M. The instructional effect of feedback in test-like events. *Review of educational research*, 61(2):213–238, 1991. [page 1]
- Bao, Y. and Barzilay, R. Learning to split for automatic bias detection. *arXiv preprint arXiv:2204.13749*, 2022. [page 3]
- Boggust, A., Hoover, B., Satyanarayan, A., and Strobel, H. Shared interest: Measuring human-ai alignment to identify recurring patterns in model behavior. In *Proceedings of the 2022 CHI Conference on Human Factors in Computing Systems*, pp. 1–17, 2022. [page 3]
- Chen, M., Goel, K., Sohoni, N. S., Poms, F., Fatahalian, K., and Ré, C. Mandoline: Model evaluation under distribution shift. In *International conference on machine learning*, pp. 1617–1629. PMLR, 2021. [page 3]
- Chen, Z., Liu, G., Zhang, B.-W., Ye, F., Yang, Q., and Wu, L. Altclip: Altering the language encoder in clip for extended language capabilities. *arXiv preprint arXiv:2211.06679*, 2022. [page 7]
- Creager, E., Jacobsen, J.-H., and Zemel, R. Environment inference for invariant learning. In Meila, M. and Zhang, T. (eds.), *Proceedings of the 38th International Conference on Machine Learning*, volume 139 of *Proceedings of Machine Learning Research*, pp. 2189–2200. PMLR, 18–24 Jul 2021. [page 3]
- Deng, J., Dong, W., Socher, R., Li, L.-J., Li, K., and Fei-Fei, L. Imagenet: A large-scale hierarchical image database. In *2009 IEEE conference on computer vision and pattern recognition*, pp. 248–255. Ieee, 2009. [page 6, 13]
- d’Eon, G., d’Eon, J., Wright, J. R., and Leyton-Brown, K. The spotlight: A general method for discovering systematic errors in deep learning models. In *Proceedings of the 2022 ACM Conference on Fairness, Accountability, and Transparency*, pp. 1962–1981, 2022. [page 3]
- Druck, G., Mann, G., and McCallum, A. Learning from labeled features using generalized expectation criteria. In *Proceedings of the 31st annual international ACM SIGIR conference on Research and development in information retrieval*, pp. 595–602, 2008. [page 2]
- Dudley, J. J. and Kristensson, P. O. A review of user interface design for interactive machine learning. *ACM Transactions on Interactive Intelligent Systems (TiiS)*, 8(2):1–37, 2018. [page 3]
- Dunlap, L., Mohri, C., Guillory, D., Zhang, H., Darrell, T., Gonzalez, J. E., Raghunathan, A., and Rohrbach, A. Using language to extend to unseen domains. In *The Eleventh International Conference on Learning Representations*, 2022. [page 3]
- Eyuboglu, S., Varma, M., Saab, K., Delbrouck, J.-B., Lee-Messer, C., Dunnmon, J., Zou, J., and Ré, C. Domino: Discovering systematic errors with cross-modal embeddings. *arXiv preprint arXiv:2203.14960*, 2022. [page 3, 15]
- Fails, J. A. and Olsen Jr, D. R. Interactive machine learning. In *Proceedings of the 8th international conference on intelligent user interfaces*, pp. 39–45, 2003. [page 3]
- Fisher, A., Rudin, C., and Dominici, F. All models are wrong, but many are useful: Learning a variable’s importance by studying an entire class of prediction models simultaneously. *J. Mach. Learn. Res.*, 20(177):1–81, 2019. [page 3]
- Gao, I., Ilharco, G., Lundberg, S., and Ribeiro, M. T. Adaptive testing of computer vision models. *arXiv preprint arXiv:2212.02774*, 2022. [page 3]
- Geirhos, R., Jacobsen, J.-H., Michaelis, C., Zemel, R., Brendel, W., Bethge, M., and Wichmann, F. A. Shortcut learning in deep neural networks. *Nature Machine Intelligence*, 2(11):665–673, 2020. [page 1, 3]
- Goldman, S. A. and Kearns, M. J. On the complexity of teaching. In *Proceedings of the Fourth Annual Workshop on Computational Learning Theory, COLT ’91*, pp. 303–314, San Francisco, CA, USA, 1991. Morgan Kaufmann Publishers Inc. ISBN 1558602135. [page 2]

- Grootendorst, M. Keybert: Minimal keyword extraction with bert., 2020. [page 13]
- Gunasekar, S., Lee, J. D., Soudry, D., and Srebro, N. Implicit bias of gradient descent on linear convolutional networks. In Bengio, S., Wallach, H., Larochelle, H., Grauman, K., Cesa-Bianchi, N., and Garnett, R. (eds.), *Advances in Neural Information Processing Systems*, 2018. [page 3]
- Hattie, J. and Timperley, H. The power of feedback. *Review of educational research*, 77(1):81–112, 2007. [page 1]
- Hendrycks, D. and Dietterich, T. Benchmarking neural network robustness to common corruptions and perturbations. *arXiv preprint arXiv:1903.12261*, 2019. [page 1]
- Ilgen, D. R., Fisher, C. D., and Taylor, M. S. Consequences of individual feedback on behavior in organizations. *Journal of applied psychology*, 64(4):349, 1979. [page 1]
- Jain, S., Lawrence, H., Moitra, A., and Madry, A. Distilling model failures as directions in latent space. *arXiv preprint arXiv:2206.14754*, 2022. [page 3, 15]
- Jia, C., Yang, Y., Xia, Y., Chen, Y.-T., Parekh, Z., Pham, H., Le, Q., Sung, Y.-H., Li, Z., and Duerig, T. Scaling up visual and vision-language representation learning with noisy text supervision. In *International conference on machine learning*, pp. 4904–4916. PMLR, 2021. [page 7]
- Kaushik, D., Hovy, E., and Lipton, Z. C. Learning the difference that makes a difference with counterfactually-augmented data. *arXiv preprint arXiv:1909.12434*, 2019. [page 3]
- Kim, Y., Mo, S., Kim, M., Lee, K., Lee, J., and Shin, J. Explaining visual biases as words by generating captions. *arXiv preprint arXiv:2301.11104*, 2023. [page 3, 7, 13, 14, 15]
- Kirichenko, P., Izmailov, P., and Wilson, A. G. Last layer re-training is sufficient for robustness to spurious correlations. *arXiv preprint arXiv:2204.02937*, 2022. [page 3, 8, 13]
- Kluger, A. N. and DeNisi, A. The effects of feedback interventions on performance: a historical review, a meta-analysis, and a preliminary feedback intervention theory. *Psychological bulletin*, 119(2):254, 1996. [page 1]
- Lam, M. S., Ma, Z., Li, A., Freitas, I., Wang, D., Landay, J. A., and Bernstein, M. S. Model sketching: Centering concepts in early-stage machine learning model design. In *Proceedings of the 2023 CHI Conference on Human Factors in Computing Systems*, pp. 1–24, 2023. [page 3]
- Lazaridou, A., Kuncoro, A., Gribovskaya, E., Agrawal, D., Liska, A., Terzi, T., Gimenez, M., de Masson d’Autume, C., Kocisky, T., Ruder, S., et al. Mind the gap: Assessing temporal generalization in neural language models. *Advances in Neural Information Processing Systems*, 34: 29348–29363, 2021. [page 1]
- Lee, Y., Yao, H., and Finn, C. Diversify and disambiguate: Learning from underspecified data. *arXiv preprint arXiv:2202.03418*, 2022. [page 3]
- Lee, Y., Chen, A. S., Tajwar, F., Kumar, A., Yao, H., Liang, P., and Finn, C. Surgical fine-tuning improves adaptation to distribution shifts. *International Conference on Learning Representations*, 2023. [page 3]
- Li, J., Li, D., Xiong, C., and Hoi, S. Blip: Bootstrapping language-image pre-training for unified vision-language understanding and generation. In *International Conference on Machine Learning*, pp. 12888–12900. PMLR, 2022a. [page 13]
- Li, Z., Evtimov, I., Gordo, A., Hazirbas, C., Hassner, T., Ferrer, C. C., Xu, C., and Ibrahim, M. A whac-a-mole dilemma: Shortcuts come in multiples where mitigating one amplifies others. 2022b. [page 1, 3]
- Liu, E. Z., Haghgoo, B., Chen, A. S., Raghunathan, A., Koh, P. W., Sagawa, S., Liang, P., and Finn, C. Just train twice: Improving group robustness without training group information. In *International Conference on Machine Learning*, pp. 6781–6792. PMLR, 2021. [page 3, 15]
- Liu, Z., Luo, P., Wang, X., and Tang, X. Deep learning face attributes in the wild. In *Proceedings of International Conference on Computer Vision (ICCV)*, December 2015. [page 13]
- Mintz, M., Bills, S., Snow, R., and Jurafsky, D. Distant supervision for relation extraction without labeled data. In *Proceedings of the Joint Conference of the 47th Annual Meeting of the ACL and the 4th International Joint Conference on Natural Language Processing of the AFNLP*, pp. 1003–1011, 2009. [page 2]
- Mitchell, E., Lin, C., Bosselut, A., Finn, C., and Manning, C. D. Fast model editing at scale. *arXiv preprint arXiv:2110.11309*, 2021. [page 3]
- Nam, J., Cha, H., Ahn, S., Lee, J., and Shin, J. Learning from failure: De-biasing classifier from biased classifier. *Advances in Neural Information Processing Systems*, 33: 20673–20684, 2020. [page 3]
- Neuhaus, Y., Augustin, M., Boreiko, V., and Hein, M. Spurious features everywhere - large-scale detection of harmful spurious features in imagenet. In *Proceedings of the IEEE/CVF International Conference on Computer Vision (ICCV)*, pp. 20235–20246, October 2023a. [page 3]

- Neuhaus, Y., Augustin, M., Boreiko, V., and Hein, M. Spurious features everywhere-large-scale detection of harmful spurious features in imagenet. In *Proceedings of the IEEE/CVF International Conference on Computer Vision*, pp. 20235–20246, 2023b. [page 3]
- OpenAI. Gpt-4 technical report. *ArXiv*, abs/2303.08774, 2023. [page 7]
- Pagliardini, M., Jaggi, M., Fleuret, F., and Karimireddy, S. P. Agree to disagree: Diversity through disagreement for better transferability. *arXiv preprint arXiv:2202.04414*, 2022. [page 3]
- Pearl, J. *Causality*. Cambridge university press, 2009. [page 1]
- Pezeshki, M., Kaba, S.-O., Bengio, Y., Courville, A., Precup, D., and Lajoie, G. Gradient starvation: A learning proclivity in neural networks. In Beygelzimer, A., Dauphin, Y., Liang, P., and Vaughan, J. W. (eds.), *Advances in Neural Information Processing Systems*, 2021. [page 3]
- Polanyi, M. The tacit dimension. In *Knowledge in organizations*, pp. 135–146. Routledge, 2009. [page 3]
- Qiu, S., Potapczynski, A., Izmailov, P., and Wilson, A. G. Simple and fast group robustness by automatic feature reweighting. *arXiv preprint arXiv:2306.11074*, 2023. [page 3]
- Radford, A., Kim, J. W., Hallacy, C., Ramesh, A., Goh, G., Agarwal, S., Sastry, G., Askell, A., Mishkin, P., Clark, J., et al. Learning transferable visual models from natural language supervision. In *International conference on machine learning*, pp. 8748–8763. PMLR, 2021. [page 3, 8, 13]
- Ribeiro, M. T., Singh, S., and Guestrin, C. " why should i trust you?" explaining the predictions of any classifier. In *Proceedings of the 22nd ACM SIGKDD international conference on knowledge discovery and data mining*, pp. 1135–1144, 2016. [page 3]
- Ross, A., Wu, T., Peng, H., Peters, M. E., and Gardner, M. Tailor: Generating and perturbing text with semantic controls. *arXiv preprint arXiv:2107.07150*, 2021. [page 3]
- Rubin, D. B. Estimating causal effects of treatments in randomized and nonrandomized studies. *Journal of educational Psychology*, 66(5):688, 1974. [page 1]
- Sagawa, S., Koh, P. W., Hashimoto, T. B., and Liang, P. Distributionally robust neural networks for group shifts: On the importance of regularization for worst-case generalization. *arXiv preprint arXiv:1911.08731*, 2019. [page 3, 8, 13]
- Santurkar, S., Tsipras, D., Elango, M., Bau, D., Torralba, A., and Madry, A. Editing a classifier by rewriting its prediction rules. *Advances in Neural Information Processing Systems*, 34:23359–23373, 2021. [page 3]
- Schölkopf, B., Locatello, F., Bauer, S., Ke, N. R., Kalchbrenner, N., Goyal, A., and Bengio, Y. Toward causal representation learning. *Proceedings of the IEEE*, 109(5): 612–634, 2021. [page 1]
- Schuhmann, C., Beaumont, R., Vencu, R., Gordon, C., Wightman, R., Cherti, M., Coombes, T., Katta, A., Mullis, C., Wortsman, M., et al. Laion-5b: An open large-scale dataset for training next generation image-text models. *Advances in Neural Information Processing Systems*, 35: 25278–25294, 2022. [page 6]
- Shah, H., Tamuly, K., Raghunathan, A., Jain, P., and Netrapalli, P. The pitfalls of simplicity bias in neural networks. *Conference on Neural Information Processing Systems*, 2020. [page 1, 3]
- Simard, P. Y., Amershi, S., Chickering, D. M., Pelton, A. E., Ghorashi, S., Meek, C., Ramos, G., Suh, J., Verwey, J., Wang, M., et al. Machine teaching: A new paradigm for building machine learning systems. *arXiv preprint arXiv:1707.06742*, 2017. [page 2]
- Stretcu, O., Vendrow, E., Hata, K., Viswanathan, K., Ferrari, V., Tavakkol, S., Zhou, W., Avinash, A., Luo, E., Alldrin, N. G., et al. Agile modeling: Image classification with domain experts in the loop. *arXiv preprint arXiv:2302.12948*, 2023. [page 3]
- Taghanaki, S. A., Khani, A., Khani, F., Gholami, A., Tran, L., Mahdavi-Amiri, A., and Hamarneh, G. *masktune*: Mitigating spurious correlations by forcing to explore. *arXiv preprint arXiv:2210.00055*, 2022. [page 3]
- Teney, D., Abbasnejad, E., Lucey, S., and van den Hengel, A. Evading the simplicity bias: Training a diverse set of models discovers solutions with superior ood generalization. In *Proceedings of the IEEE/CVF Conference on Computer Vision and Pattern Recognition*, pp. 16761–16772, 2022. [page 3]
- Veitch, V., D’Amour, A., Yadlowsky, S., and Eisenstein, J. Counterfactual invariance to spurious correlations: Why and how to pass stress tests. *arXiv preprint arXiv:2106.00545*, 2021. [page 3]
- Vendrow, J., Jain, S., Engstrom, L., and Madry, A. Dataset interfaces: Diagnosing model failures using controllable counterfactual generation. *arXiv preprint arXiv:2302.07865*, 2023. [page 3]

- Wiles, O., Albuquerque, I., and Gowal, S. Discovering bugs in vision models using off-the-shelf image generation and captioning. *arXiv preprint arXiv:2208.08831*, 2022. [page 3]
- Wu, T., Ribeiro, M. T., Heer, J., and Weld, D. S. Polyjuice: Generating counterfactuals for explaining, evaluating, and improving models. *arXiv preprint arXiv:2101.00288*, 2021. [page 3]
- Xu, Y., He, H., Shen, T., and Jaakkola, T. Controlling directions orthogonal to a classifier. *arXiv preprint arXiv:2201.11259*, 2022. [page 3]
- Yaghoobzadeh, Y., Mehri, S., Tachet, R., Hazen, T. J., and Sordoni, A. Increasing robustness to spurious correlations using forgettable examples. *arXiv preprint arXiv:1911.03861*, 2019. [page 3]
- Yao, H., Chen, Y., Ye, Q., Jin, X., and Ren, X. Refining language models with compositional explanations. *Advances in Neural Information Processing Systems*, 34: 8954–8967, 2021. [page 3]
- Zhang, M. and Ré, C. Contrastive adapters for foundation model group robustness. *Advances in Neural Information Processing Systems*, 35:21682–21697, 2022. [page 8, 13]
- Zhang, Y., HaoChen, J. Z., Huang, S.-C., Wang, K.-C., Zou, J., and Yeung, S. Diagnosing and rectifying vision models using language. *arXiv preprint arXiv:2302.04269*, 2023. [page 3]
- Zhu, X. Machine teaching: An inverse problem to machine learning and an approach toward optimal education. In *Proceedings of the AAAI Conference on Artificial Intelligence*, volume 29, 2015. [page 2]
- Zhu, X., Singla, A., Zilles, S., and Rafferty, A. N. An overview of machine teaching. *arXiv preprint arXiv:1801.05927*, 2018. [page 2]

A Additional Interface Details

In this section, we provide additional details about the CLARIFY interface which we found helpful for eliciting natural language feedback from non-expert users.

Error score. The provided Error Score is a rough proxy for how well a given text description predicts model errors. We emphasize that this score is *not* used in the training process, and is only meant to give non-expert users a rough idea of what descriptions are useful. It is computed as follows. Consider input text prompt T , and let D_{correct} and D_{error} be subsets of the validation dataset for a given class that the model made correct and incorrect predictions on, respectively. We denote the cosine similarities between the T and the images in each subset as $S_{\text{correct}} = \{\text{sim}(I, T) \mid I \in D_{\text{correct}}\}$ and $S_{\text{error}} = \{\text{sim}(I, T) \mid I \in D_{\text{error}}\}$. To quantify how well image similarity with T can predict model errors, we compute the best class-balanced binary classification accuracy among similarity thresholds τ . Denoting this accuracy as Acc_τ , the error score is computed as $2 \times (\text{Acc}_\tau - 0.5)$, so that uninformative prompts receive a score of 0 and prompts that perfectly predict model errors receive a score of 1.

Similarity threshold. For each natural language threshold, we determine a similarity threshold τ , which can be chosen by the user after inspecting the similarity scores for a representative sample of images, or can be automatically chosen as the threshold that maximizes the Error Score. For each class, only the textual feedback with the highest Error Score is used for retraining. Together with this threshold, we can specify a spurious correlation using a tuple of the form (class label, text prompt, similarity threshold), which corresponds to a binary classifier that is predictive of model errors on that class.

Additional backend features for large datasets. We found that a few more optional features are helpful for annotating spurious correlations in large datasets such as ImageNet. We begin by narrowing down the 1000 classes to a smaller number of classes (e.g., 100) that are most likely to have identifiable spurious correlations. To do so, we first prune out classes with too low or too high accuracy (e.g. accuracy below 0.2 or above 0.8), to ensure a sufficient number of correct and incorrect predictions for each class. For the remaining classes, we caption each image with an image captioning model (Li et al., 2022a, BLIP) and use a keyword extraction model (Grootendorst, 2020, KeyBERT) to suggest a pool of up to 50 keywords for each class, a procedure inspired by Kim et al. (2023). Through CLARIFY, we perform interactions with the top 100 classes according to maximum error score across the candidate keywords. During interactions, the user is shown the top 10 candidate keywords as a helpful starting point. We expect that these features will similarly be helpful for other large datasets.

B Experimental Details

Datasets. We run experiments on three datasets: Waterbirds (Sagawa et al., 2019), CelebA (Liu et al., 2015), and ImageNet (Deng et al., 2009). Waterbirds and CelebA have a known spurious correlation between the class label and a spurious attribute; for these datasets, we have access to ground truth spurious attribute labels. We use these datasets to evaluate whether CLARIFY can correct model failures due to spurious correlations. To our knowledge, ImageNet does not have any previously known spurious correlations.

Backbone models. All experiments use pre-trained CLIP models (Radford et al., 2021) as the feature extractor. The CLARIFY interface uses the CLIP ViT-L/14 vision and language backbones for calculating image-text similarity. We use the CLIP ResNet-50 and ViT-L/14 models for Waterbirds and CelebA, and only the CLIP ViT-L/14 model for ImageNet. We use frozen backbone models without any fine-tuning, and only train a final linear layer for classification, following related works for addressing spurious correlations (Kirichenko et al., 2022; Zhang & Ré, 2022). We use no data augmentation, and normalize all embeddings before computing similarity or training.

Methods. Table 1 and Table 4 show results for CLARIFY and several representative prior methods for addressing spurious correlations. We experiment with several variants of standard ERM training with a labeled training set: uniform weighting, class-balanced weighting, and “worst-class”, a DRO-like weighting scheme which adaptively trains on only the class with the highest loss. We experiment with two variants of training a model with CLARIFY annotations: reweighting data so that each of the two slices has equal weight (slice-balanced), and a DRO-like weighting scheme which adaptively trains on only the slice with the highest loss (worst-slice).

Human annotators. We recruit 26 non-expert users through Prolific (<https://www.prolific.co/>). These participants had no qualifications beyond being native English speakers and having some programming experience, and did not necessarily have any prior knowledge about machine learning. We provide a brief tutorial on how to use the interface, and ask each participant to annotate the class with highest error rate for each dataset. After the completion of the user study, we then

Table 2: Comparison to Bias-to-Text (Kim et al., 2023), an automated bias discovery method on ImageNet. We show the top 10 keywords identified by Bias-to-Text, in descending order of their recommended score. We also show the text feedback provided through CLARIFY for comparison. The keywords identified by Bias-to-Text often include irrelevant words or correspond to very small subpopulations, indicating that current automated methods ultimately require human oversight or intervention to discover the most relevant and biased subpopulations.

Spotlight class (ours: “shining”)			Rifle class (ours: “wooden barrel”)		
Keyword	CLIP Score	Subgroup Acc	Keyword	CLIP Score	Subgroup Acc
street lamp	3.32	0.0 (N=1)	person	1.59	14.3 (N=14)
lamp	2.50	66.7 (N=6)	soldier	0.60	0.0 (N=8)
top	2.46	0.0 (N=1)	project picture	0.20	0.0 (N=3)
kitchen	2.22	50.0 (N=2)	soldiers	0.18	0.0 (N=5)
street	2.07	33.3 (N=3)	dark room	-0.47	0.0 (N=1)
suite	1.94	0.0 (N=1)	machine	-0.95	20.0 (N=5)
city	1.87	0.0 (N=3)	gun	-1.69	30.0 (N=20)
room	1.77	0.0 (N=2)	nice gun	-1.98	0.0 (N=2)
light	1.51	81.8 (N=22)	machine gun	-2.00	20.0 (N=5)
night	1.12	80.0 (N=5)	weapons	-2.01	42.9 (N=7)
Academic Gown class (ours: “many people in robes”)			Bighorn class (ours: “rocky hillside”)		
Keyword	CLIP Score	Subgroup Acc	Keyword	CLIP Score	Subgroup Acc
person	0.51	25.0 (N=24)	goat	1.39	5.9 (N=17)
photo	0.50	27.3 (N=11)	sheep	1.35	0.0 (N=9)
graduate	0.23	13.3 (N=15)	mountain goat	0.11	0.0 (N=2)
graduates	0.21	25.0 (N=8)	biological	0.06	28.6 (N=7)
graduation	0.16	13.3 (N=15)	biological species	0.00	28.6 (N=7)
pose	0.12	20.0 (N=10)	species	-0.03	28.6 (N=7)
poses	0.01	0.0 (N=4)	bighorn sheep	-0.04	0.0 (N=4)
students	-0.25	0.0 (N=7)	bighorn sheep stands	-0.29	0.0 (N=2)
graduation ceremony	-0.57	16.7 (N=12)	stands	-1.32	0.0 (N=7)
ceremony	-1.27	23.1 (N=13)	herd	-2.27	14.3 (N=7)
Loupe class (ours: “person holding a magnifying glass”)			Weasel class (ours: “snow weasel”)		
Keyword	CLIP Score	Subgroup Acc	Keyword	CLIP Score	Subgroup Acc
black	0.01	0.0 (N=4)	bear cub sits	1.72	0.0 (N=1)
camera	-0.08	28.6 (N=7)	black bear cub	1.62	50.0 (N=2)
book	-0.65	33.3 (N=3)	young black bear	0.81	0.0 (N=1)
compact	-0.72	0.0 (N=2)	biological species	-0.17	85.7 (N=14)
compact camera	-1.12	0.0 (N=2)	dead squirrels	-0.19	0.0 (N=1)
watch	-1.50	0.0 (N=1)	file photo	-0.19	0.0 (N=2)
pocket	-1.84	0.0 (N=1)	undated file	-0.36	0.0 (N=2)
pocket watch	-2.05	0.0 (N=1)	undated file photo	-0.41	0.0 (N=2)
glass	-2.30	57.1 (N=14)	grass	-0.87	85.7 (N=7)
magnifying glass	-6.19	71.4 (N=7)	squirrels were found	-0.87	0.0 (N=1)

retrained the models for both datasets using each user-provided annotation. Authors of this paper collected another set of annotations for Waterbirds and CelebA, which we use as a baseline for comparison. Additionally, annotations for the ImageNet dataset were collected by paper authors.

C Additional Details for Bias-to-Text Experiment

Here, we provide additional details for the comparison between CLARIFY and Bias-to-Text (Kim et al., 2023), an automated bias discovery method. The automated pipeline of Bias-to-Text consists of two steps: (1) extracting keywords from image captions of incorrect examples, and (2) ranking these potential keywords based on how well they separate correct and incorrect examples. More specifically, they look for keywords that maximize CLIP score, which is defined as

$$s_{\text{CLIP}}(a; \mathcal{D}) := \text{sim}(a, \mathcal{D}_{\text{wrong}}) - \text{sim}(a, \mathcal{D}_{\text{correct}}) \quad (3)$$

where $\mathcal{D}_{\text{wrong}}$ and $\mathcal{D}_{\text{correct}}$ are the sets of incorrect and correct examples, respectively. A keyword with a high CLIP score is likely to describe something in common between the incorrect examples, and thus may correspond to a spurious correlation. For each keyword, they also report the subgroup accuracy, which is the accuracy of the model on the subset of examples that contain the keyword. This method is representative of the state-of-the-art in automated bias discovery, and was shown to outperform other recent automated bias discovery methods such as ERM confidence (Liu et al., 2021), Failure Direction (Jain et al., 2022), and Domino (Eyuboglu et al., 2022).

We evaluated the automated pipeline of Bias-to-Text on several classes in the ImageNet validation set in which we identified spurious correlations, and found specific pitfalls that make it difficult to use alone in practice. In Table 2, we show 10 keywords identified by Bias-to-Text for 4 of the classes that we identified spurious correlations for. We note that the top identified keywords, i.e. the ones with the highest CLIP score, often describe something highly related to the class label, such as “goat” for the “bighorn”. We further note that the method also identifies very small subpopulations, for example “baby shower” which only appears in 3 of the 50 examples in the “bakery” class. Text feedback from CLARIFY never the top keyword recommended by Bias-to-Text, and was only in the top 10 for 5 out of 31 classes.

In its current form, automated bias discovery methods such as Bias-to-Text ultimately require human oversight to identify the most relevant keywords. The human-in-the-loop nature of CLARIFY can be seen as recognizing this dependency, and providing a more direct way for humans to inspect and correct model failures. However, we note that automated discovery methods are still highly useful in the context of CLARIFY, as they can prime human annotators with a set of candidate keywords or help prioritize the most promising parts of the dataset. We believe that a more integrated combination of automated discovery methods and human-in-the-loop methods such as CLARIFY will be a fruitful direction for future work.

Finally, we compare the annotations discovered by Clarify and Bias-to-Text. We take the top keyword identified by Bias-to-Text for each class, and compare the accuracy of the model on the majority and minority splits in Figure 8. The annotations for Bias-to-Text show substantially higher minority split accuracy (Clarify 21.1%, Bias-to-Text 45.2%), with a smaller gap with the majority split. Furthermore, after re-training with these annotations using our reweighting procedure, we observed a slight decrease in held-out minority split accuracy (45.2% to 44.3%). This is in contrast to re-training with Clarify annotations, which substantially improved minority split accuracy (21.1% to 28.7%). These results indicate that automated bias discovery methods such as Bias-to-Text fail to identify the most relevant or consistent subpopulations, highlighting the need for human oversight.

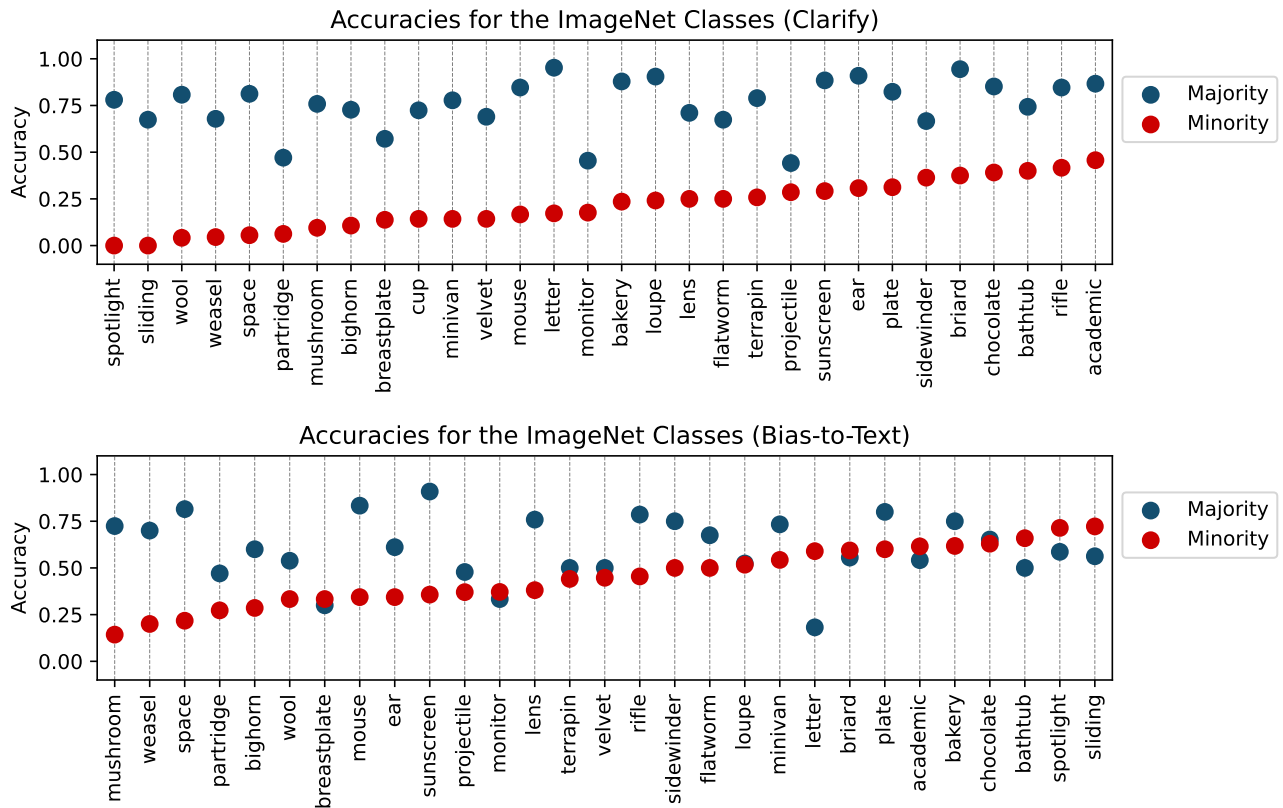


Figure 8: Comparison of annotations discovered by Clarify and Bias-to-Text. We show the accuracy of an ImageNet-trained model on the validation set For each class with an identified spurious correlation, we show majority split and minority split accuracy. The annotations for Bias-to-Text show substantially higher minority split accuracy (Clarify: 21.1%, Bias-to-Text 45.2%), with a smaller gap with the majority split. This indicates that Clarify was substantially more accurate in identifying hard subpopulations.

Table 3: The full set of model failure description phrases provided by non-expert annotators in our user study. The “Best WGA” and “Best Error Score” phrases were selected by identifying the phrase that achieved the highest Worst-Group Accuracy or Error Score, respectively, for each participant.

Phrase Category	Waterbirds	CelebA
Best WGA (per-user)	a bird with no head or as landbirds and a red outline, a blurry vision and they don’t look like real birds, artic birds, beak, bird swims water, dark backgrounds and tall trees, forest, forest, forest, forest, forest, forests, forests, grass, greenery, landscape, landscapes, leaves, no water, plants, red, sandy beaches, seagulls, seagulls, trees, water, water	any other hair color than blonde or light hair color, backgrounds, bleach blonds, brown hair, buns, curls, curly hair, dyed hair, females, glasses, light background, light colors, men, men, men or short hair, older women, orange hair, pink, red, red, short hair, short hair, short haired men, smiles, white backgrounds, women
Best Error Score (per-user)	artic birds, birds, dark backgrounds and tall trees, ducks, forest, forest, forest, forest, forest, forests, forests, greenery, landscape, motion blur or can’t make out a real bird, plants, sandy beaches, seagulls, trees, trees, trees, trees, water, water, water, water, waterfowl, wings	any other hair color than blonde or light hair color, bleach blonds, blond highlights, brown, darker blond hair, darker blonde, darker blonde hair, darker than blond, females, grey, males, men, men, men, men, men, men, men, men, men, men, men, pink, short white hair, very short hair, white, white, white
All Others	a lot of dark colors and no blue water, a lot of tree trunks, aqua blue water, been generated by ai, bird, bird wading in water, birds, birds floating, birds floating in water, birds standing in water, birds water, black, blue, blue, branches, branches, dark backgrounds, dark backgrounds and small birds, dark colors, darker backgrounds and a lot of trees, extended wings, eyes, flightless birds, flowers, game birds, grass, green, green, green, green, green plants, humans, land, landscapes, length of leg, lots of tree trunks, more dark colors than light colors and a lot of trees, mountains, no water, no water, no water and dark backgrounds, ocean coasts, people, people, people, plants, reeds, seagulls, shadows, sticks, tree trunk, trees, trees, trees, trees, trees, trees, very dark backgrounds and a lot of trees, water plants, wings, woods	bad lighting, bangs, beards, black hair, blue, blue, blue background, blue or black, brown, brown or dark hair, dark hair, darker hair, dim lighting, fair hair, flaxen, gold, golden hair, hair, hair, hats, hats, hats or bows, hazy, letters, light hair, little visible hair, long hair, males, males, males, men, more dark colors than light colors, non-blond hair. dark hair color. not blond, non-darkened hair, not blond, orange hair, people not facing the camera, red hair, red hair, redheads, short, short hair, short or curly hair, short or pulled back hair, shoulders, signs, skin color that is similar to their hair color, smiles, smiling faces, sunglasses, tan skin, teenagers, teeth, very tan skin, women

Table 4: Evaluation of methods for improving group robustness of CLIP models. Grouped by data and expressivity, with best worst-group (WG) and robustness gaps **bolded**. All metrics are averaged over three seeds.

Assumptions	Method	Waterbirds			CelebA			
		WG	Avg	Gap	WG	Avg	Gap	
CLIP ResNet-50	Zero-Shot	Class Prompt	36.6	92.2	55.6	74.0	81.9	7.9
		Group Prompt	55.9	87.8	31.9	70.8	82.6	11.8
	Labels	ERM	7.9	93.5	85.6	11.9	94.7	82.8
		ERM (ours)	63.4	96.0	32.6	31.1	95.4	64.3
		ERM (ours, class-balanced)	48.6	95.2	46.7	65.8	93.4	27.6
		ERM (ours, worst-class)	55.9	95.8	39.9	56.9	94.1	37.2
	Labels, Text Feedback	CLARIFY (avg non-expert)	69.8	84.1	13.3	83.7	93.2	9.5
		CLARIFY (best non-expert)	82.5	90.7	8.2	88.8	92.9	4.1
		CLARIFY (author)	75.7	83.8	8.1	89.1	92.1	3.0
	Labels, Group Annotation	DFR (subsample)	63.9	91.8	27.9	76.9	92.5	15.6
		DFR (upsample)	51.3	92.4	41.1	89.6	91.8	2.2
		DFR	78.7	90.8	12.1	90.6	91.9	1.3
		Group DRO	81.3	88.1	6.8	89.2	91.8	2.7
	Labels, Additional Params	ERM Adapter	60.8	96.0	35.2	36.1	94.2	58.1
WiSE-FT		49.8	91.0	41.2	85.6	88.6	3.0	
Contrastive Adapter		83.7	89.4	5.7	90.0	90.7	0.7	
CLIP ViT-L/14	Zero-Shot	Class Prompt	25.7	87.3	61.6	62.1	71.9	9.8
		Group Prompt	27.4	85.5	58.1	72.4	81.8	9.4
	Labels	ERM	65.9	97.6	31.7	28.3	94.7	66.4
		ERM (ours)	79.5	97.4	17.9	25.7	94.6	68.9
		ERM (ours, class-balanced)	71.1	97.2	26.1	63.7	92.6	28.9
		ERM (ours, worst-class)	74.3	97.1	22.8	56.9	93.3	36.4
	Labels, Text Feedback	CLARIFY (author)	81.8	96.8	14.9	88.8	90.9	2.1
	Labels, Group Annotation	DFR (subsample)	51.9	95.7	43.8	76.3	92.1	15.8
		DFR (upsample)	65.9	96.1	30.2	83.7	91.2	7.5
		DFR	85.9	93.5	7.6	89.0	90.9	1.9
		Group DRO	88.5	92.7	4.1	88.1	91.1	2.9
	Labels, Additional Params	ERM Adapter	78.4	97.8	19.4	36.7	94.2	57.5
		WiSE-FT	65.9	97.6	31.7	80.0	87.4	7.4
		Contrastive Adapter	86.9	96.2	9.3	84.6	90.4	5.8

Table 5: The 31 identified spurious features in the ImageNet dataset. All annotation was performed on the validation split.

Class Name	Spurious Feature
cup	tea cup
weasel	snow weasel
wool	yarn ball
space bar	computer mouse
letter opener	silver
loupe	person holding a magnifying glass
mouse	desk and laptop
bakery	store front
sunscreen	person with sunburns
minivan	black minivan
plate rack	machine
briard	shaggy dog
lens cap	camera equipment
bighorn	rocky hillside
mushroom	red
rifle	wooden barrel
spotlight	shining
chocolate sauce	pastries with chocolate
terrapin	pond
sidewinder	sand
bikini	group of people
flatworm	coral reef
monitor	monitor on a desk
breastplate	museum display
projectile	rocket in a building
academic gown	many people in robes
velvet	pink velvet
bathtub	person
sliding door	car
partridge	tall grass
ear	green

Table 6: Comparison with different zero-shot CLIP prompting strategies for group robustness. Fine-tuning with CLARIFY substantially outperforms RoboShot, a method that leverages state-of-the-art foundation models to automatically generate text prompts. All results besides ours are from Adila et al. (2023).

Model	Method	Waterbirds			CelebA		
		Avg	WG(↑)	Gap(↓)	AVG	WG(↑)	Gap(↓)
ALIGN	Class Prompt	72.0	<u>50.3</u>	21.7	81.8	77.2	4.6
	Group Prompt	72.5	5.8	66.7	78.3	67.4	10.9
	RoboShot (Adila et al., 2023)	50.9	41.0	9.9	86.3	<u>83.4</u>	<u>2.9</u>
AltCLIP	Class Prompt	90.1	35.8	54.3	82.3	<u>79.7</u>	<u>2.6</u>
	Group Prompt	82.4	29.4	53.0	82.3	79.0	3.3
	RoboShot (Adila et al., 2023)	78.5	<u>54.8</u>	<u>23.7</u>	86.0	77.2	8.8
CLIP (ViT-L/14)	Class Prompt	88.7	27.3	61.4	80.6	74.3	6.3
	Group Prompt	70.7	10.4	60.3	77.9	68.9	9.0
	RoboShot (Adila et al., 2023)	79.9	<u>45.2</u>	34.7	85.5	<u>82.6</u>	<u>2.9</u>
	CLARIFY	96.8	81.8	<u>14.9</u>	90.9	88.8	2.1

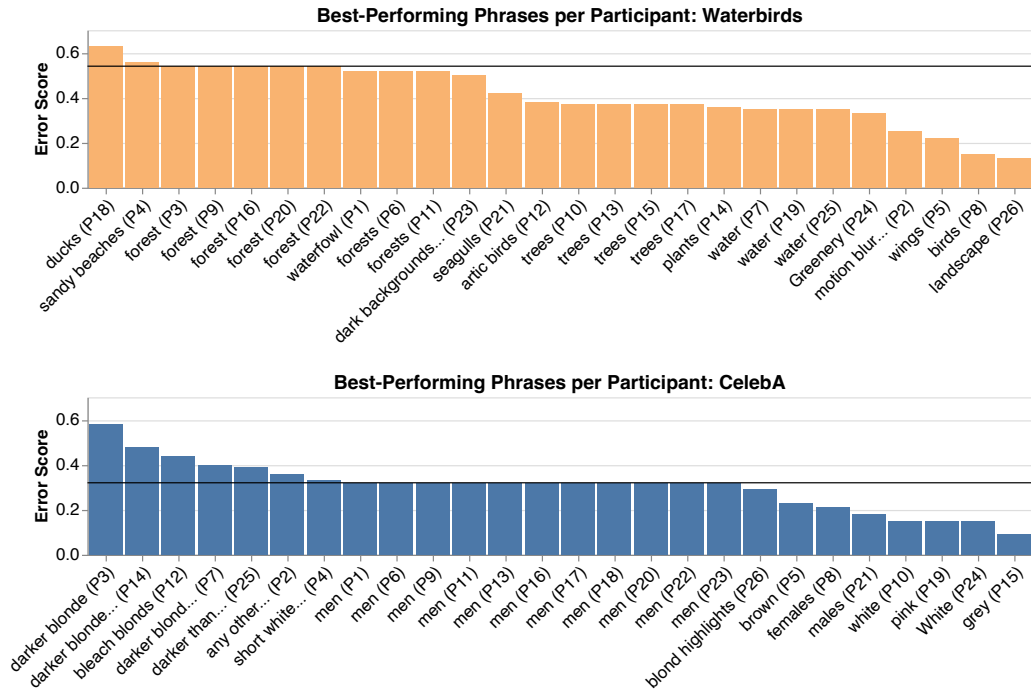


Figure 9: Non-experts used CLARIFY to identify high-quality descriptions with Error Scores that matched or exceeded the authors' expert annotations.



















Class	Spurious Feature	Easy Split	Hard Split
academic gown	many people in robes		
wool	yarn ball		
bighorn	rocky hillside		
sidewinder	sand		
terrapin	pond		
(corn) ear	green		
sliding door	car		
letter opener	silver		
rifle	wooden barrel		

Figure 10: Representative samples corresponding to nine identified spurious correlations in ImageNet. All images shown are in the ImageNet validation set, and belong to the class shown in the first column. Similarity to the specified text annotation splits separates the “easy” and “hard” examples.




Figure 11: Accuracy of a model trained on the ImageNet train set, on the ImageNet validation set (top) and ImageNet-V2 (bottom). For each class with an identified spurious correlation, we show majority and minority split accuracy. The model achieves lower accuracy on the minority split for all classes in the validation set and all but 6 classes in ImageNet-V2, indicating that the model is relying on each identified spurious feature.