

Zero-Shot Object-Level Out-of-Distribution Detection with Context-Aware Inpainting

Quang-Huy Nguyen^{*12} Jin Peng Zhou^{*3} Zhenzhen Liu³
Khanh-Huyen Bui¹ Killian Q. Weinberger³ Dung D. Le²

Abstract

Machine learning algorithms are increasingly provided as black-box cloud services or pre-trained models, without access to their training data. This motivates the problem of zero-shot out-of-distribution (OOD) detection. Concretely, we aim to detect OOD objects that do not belong to the classifier’s label set but are erroneously classified as in-distribution (ID) objects. Our approach, RONIN, uses an off-the-shelf diffusion model to replace detected objects with inpainting. RONIN conditions the inpainting process with the predicted ID label, drawing the input object closer to the in-distribution domain. As a result, the reconstructed object is very close to the original in the ID cases and far in the OOD cases, allowing RONIN to effectively distinguish ID and OOD samples. Throughout extensive experiments, we demonstrate that RONIN achieves competitive results compared to previous approaches across several datasets, both in zero-shot and non-zero-shot settings.

1. Introduction

Object detection systems have diverse applications in many important fields, such as agriculture (Wosner et al., 2021), manufacture (Bergmann et al., 2019) and ecosystem conservation (Gonzalez et al., 2016; Roy et al., 2023). It is crucial to ensure the reliability and trustworthiness of these systems. For instance, an automated wildlife monitoring system may mistakenly detect non-target animals for protection and conservation. Such errors could result in the dissemination of false information, leading to the misallocation of resources or unnecessary interventions that disrupt the ecosystem. Therefore, it is essential to equip object detection systems with the capability to promptly identify these er-

^{*}Equal contribution ¹FPTSoftware AI Center, Hanoi, Vietnam
²College of Engineering and Computer Science, VinUniversity, Hanoi, Vietnam ³Department of Computer Science, Cornell University, Ithaca, New York, USA. Correspondence to: Huy Nguyen <huy.nq@vinuni.com>, Jin Zhou <jz563@cornell.edu>.




Figure 1: Intuition behind RONIN for zero-shot OOD object detection. An object detection model predicts bounding boxes and class labels on the input image, making correct classifications on ID objects and misclassifications on OOD objects. RONIN leverages that outcome for inpainting the predicted objects through a strong text-to-image diffusion model. The ID objects are then inpainted similarly, while the OOD objects are inpainted differently. A feature-based alignment assessment can reflect this difference, therefore detecting OOD.

roneous out-of-distribution detections. Because there could be multiple objects detected in a given image, this task is commonly referred to as object-level out-of-distribution (OOD) detection.

A variety of OOD detection methods have been proposed for different tasks and data modalities. Common approaches include leveraging model confidence (Liu et al., 2020; Liang et al., 2018), measuring the distance to in-distribution features (Sun et al., 2022), or directly approximating the in-distribution distribution with generative models (Bishop, 1994; Ren et al., 2019; Serrà et al., 2019). Despite the diversity of these approaches, most of them require sufficient in-distribution training data to achieve effective performance. This poses challenges for real-world practitioners who have access only to limited in-distribution data and

resort to applying pre-trained models released by major enterprises. Notably, many of the pre-trained models, such as those provided by the NVIDIA TAO Toolkit (NVIDIA, 2024), are trained on proprietary data that cannot be shared alongside the model weights. This prevents practitioners from utilizing the data-intensive OOD detection methods. While confidence-based (Hendrycks & Gimpel, 2016; Liang et al., 2018; Liu et al., 2020) or certain lightweight distance-based methods (Mahalanobis, 2018; Lee et al., 2018; Sun et al., 2022) theoretically remain viable, practical challenges arise in the context of object detection. It has been observed that an object detector’s confidence is often not well-calibrated (Pathiraja et al., 2023) and its features are often irregular (Du et al., 2022b;a).

To address the limitations faced by small practitioners and enhance the accessibility of OOD detection, exploring the zero-shot detection setting becomes crucial. This setting relies solely on publicly available pre-trained models and eliminates the dependence on in-distribution training data. Previous works (Ming et al., 2022; Esmaeilpour et al., 2022; Wang et al., 2023) have examined zero-shot OOD detection in the context of image classification, predominantly leveraging CLIP (Radford et al., 2021) as a universal classifier. In this paper, we present a novel setting, namely **zero-shot object-level OOD detection** that further expands the zero-shot task domain for OOD detection.

To demonstrate the feasibility of zero-shot object-level OOD detection, we introduce ZeRo-Shot OOD Object Detection with CoNtext-Aware INpainting (RONIN). RONIN is built upon the insight that recent generative models such as diffusion models (Rombach et al., 2021; Saharia et al., 2022) already have strong capabilities in synthesizing realistic high-resolution images. More importantly, because these models are pre-trained on large-scale data from diverse domains, they can be leveraged to directly generate data that resembles actual ID data without any fine-tuning, making them ideal for zero-shot settings.

Specifically, we use the class prediction from the object detector to synthesize ID data and compare it with the original object. As shown in Figure 1, OOD objects, which by definition are misclassified, are much dissimilar from the synthesized objects than those of ID objects. To make synthesized ID objects have a similar distribution to actual ID ones, we develop a context-aware synthesis mechanism that masks out a region inside the detected bounding box and performs inpainting. We further propose a *class-wise inpainting* strategy for significant speed up without loss of performance. With the help of pre-trained embedding models such as CLIP (Radford et al., 2021), we also design an effective measurement based on the relationship between the detected object, the inpainted object, and its label prediction from the object detector.

Our contributions are summarized as follows:

- We explore the zero-shot OOD detection setting for the object detection task. We propose **RONIN**, a zero-shot approach that leverages pre-trained models for realistic ID object synthesis and similarity assessment in high-dimensional embedding space.
- We develop a novel context-aware *class-wise inpainting* strategy and effective combinations of similarity assessment methods to significantly improve performance while maintaining RONIN’s efficiency.
- We evaluate our approach on real-world benchmark datasets with diverse scenes and demonstrate RONIN achieves consistent and competitive performance against both zero-shot and non-zero-shot baselines.
- We provide detailed qualitative visualization and ablation studies to verify our intuition and the effectiveness of the design choices we make.

2. Related Work

2.1. Out-of-Distribution Detection

Out-of-distribution (OOD) detection aims to determine whether a given data point belongs to a specified target distribution. While existing methods predominantly focus on the image classification task, there has been recent exploration into the object detection settings too.

OOD Detection for Image Classification. Image-level OOD detection encompasses a diverse range of methods. Popular lines of approach include: *Confidence-based methods*, which leverage the observation that classifiers tend to have lower confidence for out-of-distribution inputs (Hendrycks & Gimpel, 2016; Lee et al., 2017; Liang et al., 2018; DeVries & Taylor, 2018; Hsu et al., 2020; Liu et al., 2020; Wei et al., 2022). *Distance-based methods*, which extract features from images, identify an image as OOD if its feature is significantly distant from the features of in-distribution images (Lee et al., 2018; Denouden et al., 2018; Tack et al., 2020; Schwag et al., 2021; Xiao et al., 2021; Sun et al., 2022). *Generative methods*, which directly learn the image in-distribution with generative models. They identify OOD images either by evaluating an image’s likelihood under the model (Ren et al., 2019; Serrà et al., 2019; Xiao et al., 2020), or utilizing the model to reconstruct the image (Schlegl et al., 2017; Zong et al., 2018; Graham et al., 2023; Liu et al., 2023; Li et al., 2023).

While these methods demonstrate strong performance in various scenarios, they generally require either well-trained and calibrated classifiers or sufficient in-distribution examples (Du et al., 2022b; Ming et al., 2022). These are not

always available in practice. To circumvent this issue, several recent works (Ming et al., 2022; Esmaeilpour et al., 2022; Wang et al., 2023) pioneer in proposing the *zero-shot setting*. They leverage the pre-trained vision-language model CLIP (Radford et al., 2021) and avoid the need to train with in-distribution data.

OOD Detection for Object Detection. Unlike the image classification setting, OOD detection for object detection is underexplored. Du et al. (2022b) introduces synthetic outlier data during training. Du et al. (2022a) regularizes the latent space of the detector features to follow a spherical distribution. Wilson et al. (2023) leverages adversarial examples and trains an MLP to classify in-distribution and out-of-distribution detections.

2.2. Contrastive Representation Learning

Various works observe that having informative and well-clustered features is crucial to the performance of many OOD detection methods (Xiao et al., 2021; Ming et al., 2022; Du et al., 2022a). While it can be difficult to directly learn such features under low-data regimes or complex learning tasks, various pre-trained visual representations, especially features from contrastive learning, often exhibit favorable properties (Xiao et al., 2021).

At a high level, contrastive learning encourages similar features for similar instances and distinct features for different instances (Jaiswal et al., 2020). In the image domain, popular paradigms include MOCO (He et al., 2020; Chen et al., 2020c) and SimCLR (Chen et al., 2020a;b). They utilize augmentations of the same image as similar instances and contrast them with instances from different images. In the image-language setting, one representative example is CLIP (Radford et al., 2021), which jointly trains a text encoder and an image encoder by predicting the correct image-text pairings in a batch.

2.3. Text-to-Image Synthesis

Recent advances in generative modeling have led to the availability of various large-scale text-to-image models in the public domain, such as Stable Diffusion (Rombach et al., 2021), DALL-E (Ramesh et al., 2022) and Imagen (Saharia et al., 2022). These models excel at generating high-quality images from diverse prompts and demonstrate strong capabilities in performing inpainting and image editing. They present a promising avenue for enhancing data synthesis across various tasks.

3. Problem Formulation

3.1. Object-Level OOD Detection

We formulate the problem of object-level out-of-distribution (OOD) detection as the combination of traditional OOD detection and object detection settings, similar to previous studies (Du et al., 2022a;b). Given an input image \mathbf{x} and an object detection model $f(\cdot; \theta)$ that is trained on in-distribution data \mathcal{D}^{in} , associated with the ID classes \mathcal{Y}^{in} , $f(\mathbf{x}; \theta)$ predicts a list of bounding boxes $\{\mathbf{b}_1, \mathbf{b}_2, \dots, \mathbf{b}_n\}$ and their associated ID classes $\{\hat{y}_1, \hat{y}_2, \dots, \hat{y}_n\}$ such that $\hat{y}_i \in \mathcal{Y}^{in}$. OOD detection is then formulated as a binary classification problem, distinguishing in-distribution (ID) and out-of-distribution (OOD) objects. Specifically, given a list of predicted objects each in the form of (\mathbf{b}, \hat{y}) , a score $g(\mathbf{b}, \hat{y})$ is calculated such that an object is considered ID if the score is greater than the threshold δ and vice versa.

3.2. Zero-shot Object-level OOD detection

We consider an object-level OOD detection algorithm as zero-shot if it does not assume access to ID data \mathcal{D}^{in} , which is typically used to train an OOD detection algorithm. However, the algorithms can still have knowledge about ID classes \mathcal{Y}^{in} . At test time, \mathbf{x} and (\mathbf{b}, \hat{y}) are also available to the algorithm. As we will see in later sections, albeit assuming no access to ID data, zero-shot algorithms can achieve comparable or even better performance than non-zero-shot ones, which are explicitly trained on \mathcal{D}^{in} , by leveraging pre-trained models effectively and novel ways to synthesize data from them.

4. RONIN: Zero-Shot OOD Object Detection with Context-Aware Inpainting

We provide a high-level overview of our method RONIN in Figure 2 for object-level OOD detection. With bounding boxes and label predictions from the object detection model, RONIN leverages inpainting to generate context-aware in-distribution (ID) objects. The similarities between inpainted ID objects and the original objects are computed, and the higher the similarity, the more likely the original objects are ID. Below, we explain each component in detail.

4.1. Context-Aware Inpainting

Intuitively, OOD detection can be considered as comparing how close a detected object is to all the in-distribution objects that have the same class label. However, in the zero-shot OOD detection setting, we do not have access to any in-distribution data, making direct comparison challenging. Inspired by the significant progress of high-resolution realistic image synthesis in generative models such as DALL-E (Ramesh et al., 2022) and Stable Diffusion (Rom-

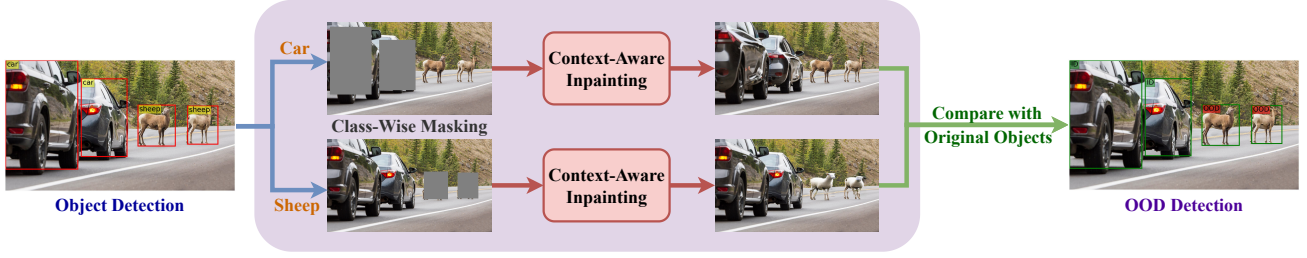


Figure 2: **RONIN** with three main components: object detection, context-aware in-distribution sample inpainting, and similarity assessment. Given an input image with both ID and OOD objects, the trained object detector makes correct predictions (*car* class) for ID objects whereas incorrect predictions are made (*sheep* class) for OOD objects. Using diffusion models, we synthesize realistic context-aware inpainting of ID objects conditioned on the predicted class. Finally, embedding models are used to assess the similarity between the detected object and the predicted class in multiple ways.

bach et al., 2021), we propose to leverage diffusion models to synthesize in-distribution objects. To synthesize them, one important consideration is that the label set of object detectors is usually vague and underspecified in object sizes, background, and lighting information. For example, the class *person* could have very diverse visual representations and semantic meanings, ranging from a pedestrian walking on a street to a self-portrait painting. The vagueness of the label set can significantly impact how close the *synthesized* ID objects are compared to *actual* ID objects, hence the OOD detection performance. To alleviate this challenge, we perform inpainting inside the bounding box region of each object, leaving sufficient context for the diffusion model to understand the background and lighting of the scene while at the same time providing a hint about the size of that object.

Specifically, given an input image x with the list of predicted bounding boxes and labels $\{\mathbf{b}, \hat{y}\}$, for each object, we mask out a centered rectangular region inside the bounding box and then perform inpainting using a diffusion model conditioned on the masked image as well as the predicted class \hat{y} . The length of the width and height of the mask are both rescaled by a factor of r with respect to the bounding box width and height. The masked area is therefore r^2 of the bounding box area. We call this approach *object-wise* masking and inpainting. One efficiency consideration for this approach is that the number of inpaintings needed scales with the number of detected objects in the image. If there are many small and separate objects in the image, such as cars on an urban street view, *object-wise* masking and inpainting will be inefficient. To this end, we develop a novel *class-wise* masking and inpainting approach that inpaints all objects in x that share the same predicted class together by taking the union of all masks. The cost of *class-wise* masking and inpainting only scales with the size of the ID label set in the worst case, making it significantly more efficient. In the experiment section, we study how the two strategies compare to each other in different settings.

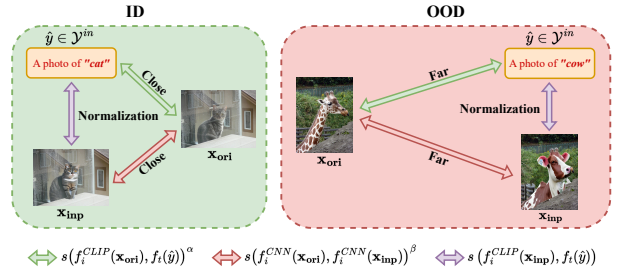


Figure 3: Illustration of similarities between the original object \mathbf{x}_{ori} and inpainted object \mathbf{x}_{inp} through the predicted class label \hat{y} . The figure shows ID objects have higher similarity between \mathbf{x}_{ori} and \hat{y} , and between \mathbf{x}_{ori} and \mathbf{x}_{inp} than those of OOD objects. We leverage this intuition in designing an effective similarity score that uses all three pairs of individual similarity measurements.

4.2. Similarity Assessment

In this section, we describe our approach to constructing an effective similarity assessment mechanism for OOD detection. We begin by noticing we have three entities available to us after inpainting: the original object \mathbf{x}_{ori} , the inpainted object \mathbf{x}_{inp} , and the predicted class label $\hat{y} \in \mathcal{Y}^{\text{in}}$. As shown in Figure 3, for each pair of relationships, we can compute a similarity score for each of them. Intuitively, an object is more likely to be in-distribution if \mathbf{x}_{ori} and \mathbf{x}_{inp} are similar to each other. Additionally, a high similarity between \mathbf{x}_{ori} and \hat{y} should also favor the object to be in-distribution. Interestingly, the similarity between the inpainted object \mathbf{x}_{inp} and predicted class \hat{y} alone does not provide us much information in deciding if the object is OOD. This is because the inpainted object is generated conditioned on \hat{y} and should have high similarity regardless if \mathbf{x}_{ori} is ID or not. Instead, we propose to leverage it as a normalizing term with respect to the predicted class since some labels naturally have high or low similarity between \mathbf{x}_{ori} and \hat{y} .

ID dataset	mAP (ID)	Method	MS-COCO		OpenImages	
			FPR@95 (↓)	AUROC (↑)	FPR@95 (↓)	AUROC (↑)
PASCAL-VOC	60.89	ODIN (Liang et al., 2018)	41.65	88.22	55.87	86.46
		Energy Score (Liu et al., 2020)	29.48	90.26	24.57	91.24
		MCM (Ming et al., 2022)	62.47	83.15	71.52	81.45
		Mahalanobis (Xiao et al., 2021)	63.30	83.26	45.22	87.11
		KNN (Sun et al., 2022)	58.56	85.52	45.00	84.62
		VOS (Du et al., 2022b)	48.15	88.75	54.63	83.65
		SIREN (Du et al., 2022a)	64.70	78.68	66.69	75.12
		RONIN (ours)	28.04	91.46	18.91	92.69
BDD-100k	31.30	ODIN (Liang et al., 2018)	96.51	55.18	95.56	57.87
		Energy Score (Liu et al., 2020)	71.75	74.49	53.33	73.09
		MCM (Ming et al., 2022)	95.56	55.82	92.22	57.05
		Mahalanobis (Xiao et al., 2021)	31.75	90.74	23.33	93.81
		KNN (Sun et al., 2022)	35.87	86.58	31.11	92.75
		VOS (Du et al., 2022b)	65.45	78.34	59.23	80.42
		SIREN (Du et al., 2022a)	89.37	42.86	91.78	37.97
		RONIN (ours)	30.16	92.77	30.00	91.60

Table 1: **Main results.** Comparison of RONIN with out-of-distribution detection baseline methods on AUROC and FPR@95. All methods are evaluated on the same object detection predictions from Deformable-DETR with backbone ResNet-50. All results are reported in percentage. RONIN demonstrates strong and consistent performance across different settings.

Under zero-shot setting, we utilized a pre-trained language-image correlation model CLIP (Radford et al., 2021) to assess the similarity that involves objects and predicted class, and a CNN-based feature backbone from Chen et al. (2020b) for calculating the similarity between objects. For both cases, an embedding can be obtained by feeding the input to the model, and we use cosine similarity between embeddings for the calculation. So we have the following quantities:

$$\text{similarity}_{(ori, \hat{y})} = s(f_i^{CLIP}(\mathbf{x}_{ori}), f_t(\hat{y}))^\alpha \quad (1)$$

$$\text{similarity}_{(ori, inp)} = s(f_i^{CNN}(\mathbf{x}_{ori}), f_i^{CNN}(\mathbf{x}_{inp}))^\beta \quad (2)$$

$$\text{similarity}_{(inp, \hat{y})} = s(f_i^{CLIP}(\mathbf{x}_{inp}), f_t(\hat{y})) \quad (3)$$

where α and β are hyperparameters, $s(a, b)$ is the *cosine similarity* between two feature embeddings a and b , $f_i^{CLIP}(\cdot)$, $f_t(\cdot)$ are the CLIP embedding functions for images and text, and $f_i^{CNN}(\cdot)$ is the CNN feature embedding function for images. Because CLIP is trained with a contrastive objective solely between images and their corresponding captions, instead of explicitly between images, we use a CNN-based feature for better similarity assessment between \mathbf{x}_{ori} and \mathbf{x}_{inp} . The final similarity score used for OOD detection is then

$$\text{score} = \frac{\text{similarity}_{(ori, \hat{y})} \times \text{similarity}_{(ori, inp)}}{\text{similarity}_{(inp, \hat{y})}} \quad (4)$$

Using the intuition we have developed, the higher the score, the more likely an object is in-distribution. In practice, one can use a simple threshold to binarize OOD decisions.

5. Experiments

5.1. Experimental Setups

Datasets. Following Du et al. (2022a;b), we use Pascal-VOC (Everingham et al., 2010) and Berkeley DeepDrive (BDD-100k) (Yu et al., 2020) as in-distribution data, and MS-COCO (Lin et al., 2014) and OpenImages (Kuznetsova et al., 2020) as out-of-distribution data. We perform the evaluation on a subset of each dataset’s test split, with a size of 200 for BDD-100k and 400 for Pascal-VOC, MS-COCO, and OpenImages. We exclude images in the out-of-distribution datasets that contain objects from in-distribution classes.

Object Detectors. We use Deformable-DETR (Zhu et al., 2020) detectors with a ResNet-50 (He et al., 2016) backbone. We employ the checkpoints from Du et al. (2022a), which have been trained on the in-distribution training sets.

Evaluation Metrics. Following existing works (Du et al., 2022a;b; Ming et al., 2022), we evaluate the OOD detection performance using the area under the Receiver Operating Characteristic curve (**AUROC**) and the false positive rate of OOD objects at 95% true positive rate of in-distribution objects (**FPR@95**). We additionally report the mean Average Precision (**mAP**) with IoU=0.5:0.95 on the in-distribution




Figure 4: **Visualization of original and inpainted objects from RONIN** on Pascal-VOC as ID and MS-COCO/OpenImages as OOD settings. For each dataset, the left column includes the original images with predicted boxes and labels, and the right column includes the corresponding contextually inpainted objects in the image with their corresponding similarity scores. Aside from success cases where RONIN achieved realistic inpainting and separable similarity score for OOD detection, we present three examples in the last row where RONIN failed to perform the correct OOD detection, mainly due to the limitation of the diffusion models in inpainting.

data to validate the quality of the object detectors.

Baselines. We compare RONIN with seven baselines: We adapt five competitive image-level methods to the zero-shot object-level OOD detection setting, including confidence-based methods **ODIN** (Liang et al., 2018), **Energy Score** (Liu et al., 2020) and **MCM** (Ming et al., 2022), and distance-based methods **Mahalanobis** (Xiao et al., 2021) and **KNN** (Sun et al., 2022). We apply them directly over the cropped predicted objects. For the confidence-based methods, we use CLIP as a proxy classifier. For the distance-based methods, we use SimCLRv2 as the feature extractor and obtain in-distribution features from synthetic data generated by Stable Diffusion.

We compare RONIN with two pioneering object-level methods, **VOS** (Du et al., 2022b) and **SIREN** (Du et al., 2022a). They focus on improving the detector training process and are difficult to be adapted to the zero-shot setting. We therefore train them over the training split of in-distribution datasets, using the same detector architecture as the vanilla detectors.

Implementation Details of RONIN. We performed class-wise inpainting with the Stable Diffusion 2 Inpainting model (Rombach et al., 2021). We used the rescaling ratio $r = 0.9$ for masking and performed 20 denoising steps. We leveraged OpenCLIP (Ilharco et al., 2021) with ViT-B/32 backbone trained on DataComp-1B (Gadre et al., 2023) to measure the similarity between an object and its label, and SimCLRv2 (Chen et al., 2020b) to measure the similarity between the original and inpainted objects. We selected $\alpha = 2$ and $\beta = 1$ for the similarity score calculation.

5.2. Experimental Results

Quantitative Performance. Table 1 shows the OOD detection performance of RONIN and the baselines. RONIN attains consistent and competitive performance across all four OOD scenarios and attains the highest performance in three of them. On PASCAL-VOC vs. OpenImages, RONIN improves the FPR@95 relatively by 23% over the best-performing baseline. RONIN also outperforms baselines that require training in various scenarios. We hypothesize that this is because pre-trained models learn from a broad range of data during their training, thereby gaining a deeper understanding of various semantics. This highlights the

ID - OOD setting	FPR@95 (\downarrow)		AUROC (\uparrow)		Speedup (\uparrow)
	Object-Wise	Class-Wise	Object-Wise	Class-Wise	
VOC - COCO	29.48	28.04	90.94	91.46	$\times 1.57$
VOC - OpenImages	20.00	18.91	93.13	92.69	$\times 1.48$
BDD - COCO	26.35	30.16	93.47	92.77	$\times 3.72$
BDD - OpenImages	24.44	30.00	91.92	91.60	$\times 4.15$

Table 2: Comparison between object-wise and class-wise inpainting on the four settings. Class-wise inpainting attains comparable performance and significant speedup.

utilization of pre-trained models for object-level zero-shot OOD detection as a promising direction.

Qualitative Visualization. Figure 4 shows the inpainting examples and the corresponding similarity scores from RONIN, with Pascal-VOC as the in-distribution and MS-COCO, OpenImages as out-of-distribution. For each dataset, the left column includes the original images and the right column contains the inpainted images. Generally speaking, the inpaintings of in-distribution objects are similar to the original ones visually and semantically, and they yield high similarity scores. In contrast, the out-of-distribution objects have dissimilar inpaintings and low scores. This leads to clear separability between the in-distribution and out-of-distribution samples. Notably, even with a cluttered or occluded detection such as a group of cyclists or elephants, class-wise inpainting is still able to obtain coherent inpaintings. This qualitatively supports the effectiveness of our inpainting strategy. We provide more visualization in Appendix A.

Failure Case Analysis. As illustrated in the last row of Figure 4, RONIN can have suboptimal performance under certain challenging scenarios. When the bounding box is too small, the inpainting model may fail to generate an object and instead fill the region with the background. Failing to inpaint an object could make the similarity between the original object and its inpainting decrease significantly, even when the object is in-distribution. We identify this as one of the limitations of our approach, and in the discussion section, we provide some potential solutions for future exploration.

Additionally, we want to highlight RONIN could potentially have more forgivable failure cases for OOD detection. As shown in the last row of two OOD cases, because zebras vs. horses or foxes vs. dogs are semantically similar to each other, the similarity scores are still not very separable compared to in-distribution samples. Although it is possible that the OOD detection task specifically intends to distinguish the two pairs, some of these failure cases could be explainable and less catastrophic. We leave it to future work to address the challenging scenarios.

5.3. Ablation Studies

Class-Wise vs. Object-Wise Inpainting. One alternative inpainting strategy is to mask and inpaint each object individually rather than grouping them by class. We refer to this strategy as *object-wise inpainting*, and compare it with our default strategy of *class-wise inpainting*. As Table 2 shows, the two approaches generally have comparable performance. Specifically, the class-wise strategy is more efficient, especially when the images contain more objects. As observed in the BDD-100k dataset, *class-wise* inpainting achieves more than a $3\times$ speedup for both settings. It is also worth noting that if higher performance is needed, object-wise inpainting could also be employed at the cost of additional computation.

Rescaling Ratio	Covered Area	FPR@95 (\downarrow)	AUROC (\uparrow)
0.50	25%	42.89	89.17
0.75	56%	37.32	90.01
0.90	81%	28.04	91.46
1.00	100%	31.13	90.01

Table 3: Ablation on the rescaling ratio for masking. RONIN is robust and consistent across all four values. Higher ratios lead to stronger performance.

Rescaling Ratio for Masking. We study the effect of the rescaling ratio, where a mask with a ratio of r covers r^2 of the bounding box area, placed at the center. We consider $r = 0.5, 0.75, 0.9$, and 1, and present the results in Table 3. RONIN performs robustly with different values of r , with larger values generally leading to improved performance until about 80% of the bounding box area covered. This is because a larger masked area allows the inpainting model to create more dissimilar inpaintings for the out-of-distribution objects, making them more distinguishable from the in-distribution objects. However, if the mask covers the entire bounding box, then both ID and OOD objects could be very dissimilar from the inpainted object due to the loss of sufficient context for inpainting, leading to less separability between in-distribution and out-of-distribution.

Similarity Score. We perform ablation on different components of the similarity scores in Table 4. We study how performance changes when we only use one or two pairs of relationships, as shown in Figure 3. Only leveraging one pair of similarity measurements achieves suboptimal performance, and normalization between the inpainted object and class gives a noticeable improvement in FPR@95. The results suggest that all three relationships should be leveraged for an effective similarity measurement.

Similarity Measurement	FPR@95 (\downarrow)	AUROC (\uparrow)
$\text{similarity}_{(ori, \hat{y})}$	30.72	90.33
$\text{similarity}_{(ori, \hat{y})} \times \text{similarity}_{(ori, inp)}$	31.55	91.29
$\text{similarity}_{(ori, \hat{y})} / \text{similarity}_{(inp, \hat{y})}$	28.25	90.39
RONIN	28.04	91.46

Table 4: Ablation on the similarity score calculation formula. Results show that all three relationships present in Figure 3 are necessary in achieving optimal performance.

6. Discussion and Conclusion

Because of the increasing availability of cloud and API services and the obscurity of training data, zero-shot methods provide real-world practitioners with practical and useful tools to accomplish important tasks without relying on the availability and quality of training data. In the context of object-level OOD detection, we also consider object detectors as a black-box function of the input image, making approaches from this setting modular and easy to be adapted with newer and better models in the future. In this paper, we tackle zero-shot object-level out-of-distribution detection with pre-trained models, including diffusion models and CLIP. We leverage their realistic image synthesis ability and superior feature representation learned from a large amount of data. We address the challenge of no access to ID data by using effective contextual inpainting that gives rise to synthesized data that is close to the actual ID data distribution.

One limitation of our approach is that diffusion models sometimes do not follow the inpainting instructions well enough. As shown in Figure 4, diffusion models could fail to inpaint a small-sized object even with explicit conditioning of a class label. As instruction tuning (Wei et al., 2021) and reinforcement learning from human feedback (RLHF) (Ouyang et al., 2022) are gaining attention from researchers, we believe it is possible to have better instruction-following diffusion models for text-to-image synthesis that address this challenge. Another limitation involves the speed and efficiency of using large pre-trained models, such as diffusion models. Recent work such as consistency models (Song et al., 2023) aims to reduce the number of denoising steps required, which can further improve the efficiency

of our approach. Additionally, we want to highlight that because of the modularity of our design, RONIN is not necessarily restricted to Diffusion Models but can be adapted to a variety of generative models, such as GANs or Transformers.

In conclusion, we leverage the potential of pre-trained models and propose ZeRo-Shot OOD Object Detection with CoNtext-Aware INpainting (**RONIN**). Through extensive qualitative and quantitative evaluations, we show that our RONIN achieves consistent and competitive performance across many domains and settings.

7. Acknowledgment

We are grateful to Quoc-Trung Nguyen (Master’s student at the Technical University of Munich, Germany) and Huu-Chi Nguyen (undergraduate student at VinUniversity, Vietnam) for their assistance on the object detector implementation. We also appreciate Xuefeng Du (Ph.D. student at the University of Wisconsin–Madison) for his insightful comments that inspired our work. We appreciate the computational resources provided by the College of Engineering and Computer Science, VinUniversity, Vietnam, and the FPT-Software AI Center, Vietnam. This research is supported by the National Science Foundation NSF (ACI-1934714, IIS-2107161, III-1526012, IIS-1149882, and IIS-1724282), the Cornell Center for Materials Research with funding from the NSF MRSEC program (DMR-1719875), the Natural Sciences and Engineering Research Council of Canada (NSERC) (567916), and the Vingroup Innovation Foundation (VINIF) under project code VINIF.2022.DA00087.

References

- Bergmann, P., Fauser, M., Sattlegger, D., and Steger, C. Mvtec ad—a comprehensive real-world dataset for unsupervised anomaly detection. In *Proceedings of the IEEE/CVF conference on computer vision and pattern recognition*, pp. 9592–9600, 2019.
- Bishop, C. M. Novelty detection and neural network validation. *IEE Proceedings-Vision, Image and Signal processing*, 141(4):217–222, 1994.
- Chen, T., Kornblith, S., Norouzi, M., and Hinton, G. A simple framework for contrastive learning of visual representations. In *International conference on machine learning*, pp. 1597–1607. PMLR, 2020a.
- Chen, T., Kornblith, S., Swersky, K., Norouzi, M., and Hinton, G. E. Big self-supervised models are strong semi-supervised learners. *Advances in neural information processing systems*, 33:22243–22255, 2020b.
- Chen, X., Fan, H., Girshick, R., and He, K. Improved

- baselines with momentum contrastive learning. *arXiv preprint arXiv:2003.04297*, 2020c.
- Denouden, T., Salay, R., Czarnecki, K., Abdelzad, V., Phan, B., and Vernekar, S. Improving reconstruction autoencoder out-of-distribution detection with mahalanobis distance. *arXiv preprint arXiv:1812.02765*, 2018.
- DeVries, T. and Taylor, G. W. Learning confidence for out-of-distribution detection in neural networks. *arXiv preprint arXiv:1802.04865*, 2018.
- Du, X., Gozum, G., Ming, Y., and Li, Y. SIREN: Shaping Representations for Detecting Out-of-distribution Objects. *Advances in Neural Information Processing Systems*, 35: 20434–20449, 2022a.
- Du, X., Wang, Z., Cai, M., and Li, Y. VOS: Learning What You Don’t Know by Virtual Outlier Synthesis. *Proceedings of the International Conference on Learning Representations*, 2022b.
- Esmailpour, S., Liu, B., Robertson, E., and Shu, L. Zero-shot Out-of-distribution Detection based on the pre-trained model CLIP. In *Proceedings of the AAAI conference on artificial intelligence*, volume 36, pp. 6568–6576, 2022.
- Everingham, M., Van Gool, L., Williams, C. K., Winn, J., and Zisserman, A. The pascal visual object classes (VOC) challenge. *International journal of computer vision*, 88: 303–338, 2010.
- Gadre, S. Y., Ilharco, G., Fang, A., Hayase, J., Smyrnis, G., Nguyen, T., Marten, R., Wortsman, M., Ghosh, D., Zhang, J., et al. Datacomp: In search of the next generation of multimodal datasets. *arXiv preprint arXiv:2304.14108*, 2023.
- Gonzalez, L. F., Montes, G. A., Puig, E., Johnson, S., Mengersen, K., and Gaston, K. J. Unmanned aerial vehicles (uavs) and artificial intelligence revolutionizing wildlife monitoring and conservation. *Sensors*, 16(1):97, 2016.
- Graham, M. S., Pinaya, W. H., Tudosi, P.-D., Nachev, P., Ourselin, S., and Cardoso, J. Denoising Diffusion Models for Out-of-Distribution Detection. In *Proceedings of the IEEE/CVF Conference on Computer Vision and Pattern Recognition (CVPR) Workshops*, pp. 2948–2957, June 2023.
- He, K., Zhang, X., Ren, S., and Sun, J. Deep residual learning for image recognition. In *Proceedings of the IEEE conference on computer vision and pattern recognition*, pp. 770–778, 2016.
- He, K., Fan, H., Wu, Y., Xie, S., and Girshick, R. Momentum contrast for unsupervised visual representation learning. In *Proceedings of the IEEE/CVF conference on computer vision and pattern recognition*, pp. 9729–9738, 2020.
- Hendrycks, D. and Gimpel, K. A baseline for detecting misclassified and out-of-distribution examples in neural networks. *arXiv preprint arXiv:1610.02136*, 2016.
- Hsu, Y.-C., Shen, Y., Jin, H., and Kira, Z. Generalized odin: Detecting out-of-distribution image without learning from out-of-distribution data, 2020.
- Ilharco, G., Wortsman, M., Wightman, R., Gordon, C., Carlini, N., Taori, R., Dave, A., Shankar, V., Namkoong, H., Miller, J., Hajishirzi, H., Farhadi, A., and Schmidt, L. Openclip. <https://doi.org/10.5281/zenodo.5143773>, 2021.
- Jaiswal, A., Babu, A. R., Zadeh, M. Z., Banerjee, D., and Makedon, F. A survey on contrastive self-supervised learning. *Technologies*, 9(1):2, 2020.
- Kuznetsova, A., Rom, H., Alldrin, N., Uijlings, J., Krasin, I., Pont-Tuset, J., Kamali, S., Popov, S., Mallocci, M., Kolesnikov, A., et al. The Open Images Dataset V4: Unified image classification, object detection, and visual relationship detection at scale. *International Journal of Computer Vision*, 128(7):1956–1981, 2020.
- Lee, K., Lee, H., Lee, K., and Shin, J. Training confidence-calibrated classifiers for detecting out-of-distribution samples. *arXiv preprint arXiv:1711.09325*, 2017.
- Lee, K., Lee, K., Lee, H., and Shin, J. A simple unified framework for detecting out-of-distribution samples and adversarial attacks. *Advances in neural information processing systems*, 31, 2018.
- Li, J., Chen, P., He, Z., Yu, S., Liu, S., and Jia, J. Rethinking out-of-distribution (ood) detection: Masked image modeling is all you need. In *Proceedings of the IEEE/CVF Conference on Computer Vision and Pattern Recognition*, pp. 11578–11589, 2023.
- Liang, S., Li, Y., and Srikant, R. Enhancing The Reliability of Out-of-distribution Image Detection in Neural Networks. In *International Conference on Learning Representations*, 2018. URL <https://openreview.net/forum?id=H1VGkIxRZ>.
- Lin, T.-Y., Maire, M., Belongie, S., Hays, J., Perona, P., Ramanan, D., Dollár, P., and Zitnick, C. L. Microsoft COCO: Common objects in context. In *Computer Vision—ECCV 2014: 13th European Conference, Zurich, Switzerland, September 6–12, 2014, Proceedings, Part V 13*, pp. 740–755. Springer, 2014.

- Liu, W., Wang, X., Owens, J., and Li, Y. Energy-based out-of-distribution detection. *Advances in neural information processing systems*, 33:21464–21475, 2020.
- Liu, Z., Zhou, J. P., Wang, Y., and Weinberger, K. Q. Unsupervised out-of-distribution detection with diffusion inpainting. In *Proceedings of the 40th International Conference on Machine Learning*, volume 202 of *Proceedings of Machine Learning Research*, pp. 22528–22538. PMLR, 23–29 Jul 2023.
- Mahalanobis, P. C. On the generalized distance in statistics. *Sankhyā: The Indian Journal of Statistics, Series A (2008-)*, 80:S1–S7, 2018.
- Ming, Y., Cai, Z., Gu, J., Sun, Y., Li, W., and Li, Y. Delving into Out-of-distribution Detection with Vision-language Representations. *Advances in Neural Information Processing Systems*, 35:35087–35102, 2022.
- NVIDIA. NVIDIA TAO Toolkit Computer Vision Collection. https://catalog.ngc.nvidia.com/orgs/nvidia/teams/tao/collections/tao_computervision, 2024.
- Ouyang, L., Wu, J., Jiang, X., Almeida, D., Wainwright, C., Mishkin, P., Zhang, C., Agarwal, S., Slama, K., Ray, A., et al. Training language models to follow instructions with human feedback. *Advances in Neural Information Processing Systems*, 35:27730–27744, 2022.
- Pathiraja, B., Gunawardhana, M., and Khan, M. H. Multiclass confidence and localization calibration for object detection. In *Proceedings of the IEEE/CVF Conference on Computer Vision and Pattern Recognition*, pp. 19734–19743, 2023.
- Radford, A., Kim, J. W., Hallacy, C., Ramesh, A., Goh, G., Agarwal, S., Sastry, G., Askell, A., Mishkin, P., Clark, J., et al. Learning transferable visual models from natural language supervision. In *International conference on machine learning*, pp. 8748–8763. PMLR, 2021.
- Ramesh, A., Dhariwal, P., Nichol, A., Chu, C., and Chen, M. Hierarchical text-conditional image generation with clip latents. *arXiv preprint arXiv:2204.06125*, 1(2):3, 2022.
- Ren, J., Liu, P. J., Fertig, E., Snoek, J., Poplin, R., Depristo, M., Dillon, J., and Lakshminarayanan, B. Likelihood ratios for out-of-distribution detection. *Advances in neural information processing systems*, 32, 2019.
- Rombach, R., Blattmann, A., Lorenz, D., Esser, P., and Ommer, B. High-resolution image synthesis with latent diffusion models, 2021.
- Roy, A. M., Bhaduri, J., Kumar, T., and Raj, K. Wildect-yolo: An efficient and robust computer vision-based accurate object localization model for automated endangered wildlife detection. *Ecological Informatics*, 75:101919, 2023.
- Saharia, C., Chan, W., Saxena, S., Li, L., Whang, J., Denton, E. L., Ghasemipour, K., Gontijo Lopes, R., Karagol Ayan, B., Salimans, T., et al. Photorealistic text-to-image diffusion models with deep language understanding. *Advances in Neural Information Processing Systems*, 35: 36479–36494, 2022.
- Schlegl, T., Seeböck, P., Waldstein, S. M., Schmidt-Erfurth, U., and Langs, G. Unsupervised anomaly detection with generative adversarial networks to guide marker discovery. In *International conference on information processing in medical imaging*, pp. 146–157. Springer, 2017.
- Sehwag, V., Chiang, M., and Mittal, P. Ssd: A unified framework for self-supervised outlier detection. *arXiv preprint arXiv:2103.12051*, 2021.
- Serrà, J., Álvarez, D., Gómez, V., Slizovskaia, O., Núñez, J. F., and Luque, J. Input complexity and out-of-distribution detection with likelihood-based generative models. *arXiv preprint arXiv:1909.11480*, 2019.
- Song, Y., Dhariwal, P., Chen, M., and Sutskever, I. Consistency models. *arXiv preprint arXiv:2303.01469*, 2023.
- Sun, Y., Ming, Y., Zhu, X., and Li, Y. Out-of-Distribution Detection with Deep Nearest Neighbors. In Chaudhuri, K., Jegelka, S., Song, L., Szepesvari, C., Niu, G., and Sabato, S. (eds.), *Proceedings of the 39th International Conference on Machine Learning*, volume 162 of *Proceedings of Machine Learning Research*, pp. 20827–20840. PMLR, 17–23 Jul 2022.
- Tack, J., Mo, S., Jeong, J., and Shin, J. Csi: Novelty detection via contrastive learning on distributionally shifted instances. *Advances in neural information processing systems*, 33:11839–11852, 2020.
- Wang, H., Li, Y., Yao, H., and Li, X. CLIPN for zero-shot OOD detection: Teaching CLIP to say no. In *Proceedings of the IEEE/CVF International Conference on Computer Vision*, pp. 1802–1812, 2023.
- Wei, H., Xie, R., Cheng, H., Feng, L., An, B., and Li, Y. Mitigating neural network overconfidence with logit normalization. In *International Conference on Machine Learning*, pp. 23631–23644. PMLR, 2022.
- Wei, J., Bosma, M., Zhao, V. Y., Guu, K., Yu, A. W., Lester, B., Du, N., Dai, A. M., and Le, Q. V. Finetuned language models are zero-shot learners. *arXiv preprint arXiv:2109.01652*, 2021.

- Wilson, S., Fischer, T., Dayoub, F., Miller, D., and Sünderhauf, N. SAFE: Sensitivity-aware Features for Out-of-distribution Object Detection. In *Proceedings of the IEEE/CVF International Conference on Computer Vision*, pp. 23565–23576, 2023.
- Wosner, O., Farjon, G., and Bar-Hillel, A. Object detection in agricultural contexts: A multiple resolution benchmark and comparison to human. *Computers and Electronics in Agriculture*, 189:106404, 2021.
- Xiao, Z., Yan, Q., and Amit, Y. Likelihood regret: An out-of-distribution detection score for variational auto-encoder. *Advances in neural information processing systems*, 33: 20685–20696, 2020.
- Xiao, Z., Yan, Q., and Amit, Y. Do we really need to learn representations from in-domain data for outlier detection? *arXiv preprint arXiv:2105.09270*, 2021.
- Yu, F., Chen, H., Wang, X., Xian, W., Chen, Y., Liu, F., Madhavan, V., and Darrell, T. BDD100k: A diverse driving dataset for heterogeneous multitask learning. In *Proceedings of the IEEE/CVF conference on computer vision and pattern recognition*, pp. 2636–2645, 2020.
- Zhu, X., Su, W., Lu, L., Li, B., Wang, X., and Dai, J. Deformable DETR: Deformable transformers for end-to-end object detection. *arXiv preprint arXiv:2010.04159*, 2020.
- Zong, B., Song, Q., Min, M. R., Cheng, W., Lumezanu, C., Cho, D., and Chen, H. Deep autoencoding gaussian mixture model for unsupervised anomaly detection. In *International conference on learning representations*, 2018.

A. Additional Visualization Results

We provide additional visualization of RONIN in different settings. The results are shown in Figure 5 for BDD-100k as ID set and Figure 6 for PascalVOC as ID set.




Figure 5: Additional visualization, with BDD-100k as in-distribution set.

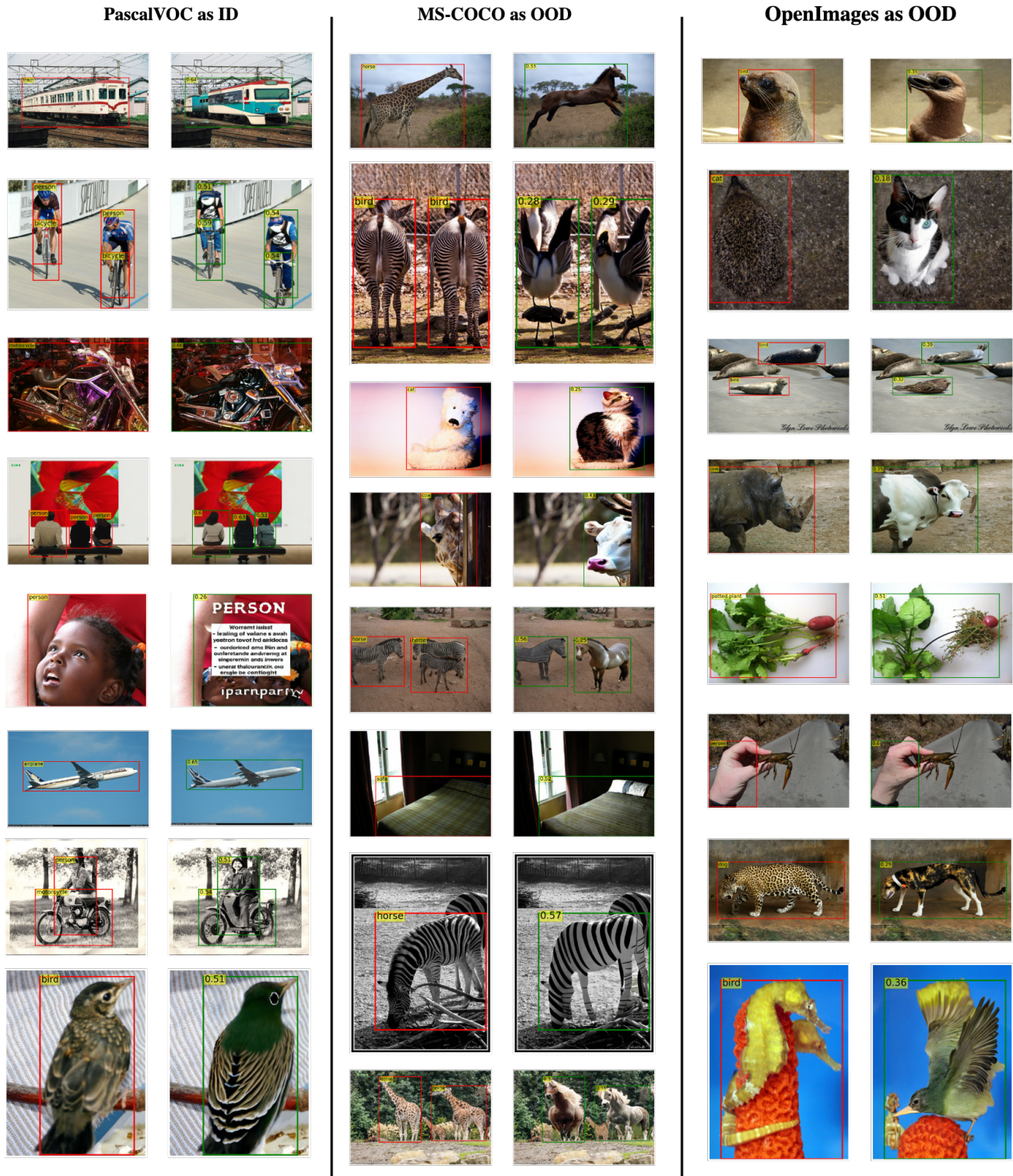


Figure 6: Additional visualization, with Pascal-VOC as in-distribution set.