

Causal inference under transportability assumptions for conditional relative effect measures

Guanbo Wang^{1,2,*}, Alexander W. Levis³, Jon A. Steingrims⁴, and Issa J. Dahabreh^{1,2,5}

¹CAUSALab, Harvard T.H. Chan School of Public Health, Boston, MA

²Department of Epidemiology, Harvard T.H. Chan School of Public Health, Boston, MA

³Department of Statistics & Data Science, Carnegie Mellon University, Pittsburgh, PA

⁴Department of Biostatistics, Brown University, Providence, RI

⁵Department of Biostatistics, Harvard T.H. Chan School of Public Health, Boston, MA

Abstract

When extending inferences from a randomized trial to a new target population, an assumption of transportability of difference effect measures (e.g., conditional average treatment effects) – or even stronger assumptions of transportability in expectation or distribution of potential outcomes – is invoked to identify the marginal causal mean difference in the target population. However, many clinical investigators believe that relative effect measures conditional on covariates, such as conditional risk ratios and mean ratios, are more likely to be “transportable” across populations compared with difference effect measures. Here, we examine the identification and estimation of the marginal counterfactual mean difference and ratio under a transportability assumption for conditional relative effect measures. We obtain identification results for two scenarios that often arise in practice when individuals in the target population (1) only have access to the control treatment, or (2) have access to the control and other treatments but not necessarily the experimental treatment evaluated in the trial. We then propose multiply robust and nonparametric efficient estimators that allow for the use of data-adaptive methods (e.g., machine learning techniques) to model the nuisance parameters. We examine the performance of the methods in simulation studies and illustrate their use with data from two trials of paliperidone for patients with schizophrenia. We conclude that the proposed methods are attractive when background knowledge suggests that the transportability assumption for conditional relative effect measures is more plausible than alternative assumptions.

Keywords: multiply robust; non-parametric efficiency; randomized trials; relative effect measures; target population; transportability assumption

1 Introduction

In the growing literature on extending causal inferences from a randomized trial to a target population, assumptions about the generalizability or transportability of difference effect measures (e.g., equality of the conditional average treatment effect across populations), or even stronger assumptions of transportability in expectation or distribution of potential outcomes across populations, are invoked to identify the marginal causal mean difference (Pearl, 2015; Westreich et al., 2017; Dahabreh et al., 2018; Westreich et al., 2019; Dahabreh et al., 2020; Degtiar and Rose, 2023). These assumptions are strong and untestable and necessitate scrutiny on the basis of substantive knowledge.

In many clinical contexts, investigators believe that relative effect measures, such as conditional risk and mean ratios, are more likely to be transportable across populations compared with absolute effect measures (Glasziou and Irwig, 1995; Schwartz et al., 2006; Spiegelman and VanderWeele, 2017; Deeks et al., 2019). Building on these clinical intuitions, Huitfeldt et al. (2019a,b) described a formal transportability assumption for relative effect measures. Under a non-nested study design where investigators can access individual-level data from a randomized trial and a sample of separately target population data (Dahabreh et al., 2021), Dahabreh et al. (2022) used this assumption to identify the marginal counterfactual mean difference and ratio in the target population. They also showed that the transportability assumption for relative effect measures is incompatible with the transportability assumption for difference effect measures unless the treatment has no effect on average or stronger transportability assumptions hold.

Here, we examine how the transportability assumption of relative effect measures can be used to estimate the marginal counterfactual mean difference and ratio in two scenarios that often arise in practice when individuals in the target population (1) only have access

to the control treatment, or (2) have access to the control and other treatments but not necessarily the experimental treatment evaluated in the trial. In the latter scenario, we consider the possibility of having to use covariates in the target population to control confounding, in addition to those needed for transportability. In both scenarios, it is not feasible to identify the target parameter using data only from the target population, because we do not assume that the experimental treatment is accessible within that population, nor do we assume that the treatment’s association with the outcome is unconfounded. In this context, learning about the target population using information about the treatment effect from the trial may be useful both to inform decisions and to plan future studies.

In this paper, under the transportability assumption of relative effect measures, we develop multiply robust and non-parametric efficient estimators for the marginal counterfactual mean difference and ratio. The estimators allow for the use of data-adaptive methods (e.g., machine-learning techniques) to model the nuisance parameters. We also present the results of simulation studies to examine the finite sample performance of the estimators and an application of the methods using data from two trials comparing treatments for schizophrenia.

2 Uniform use of the control treatment in the target population

We begin by considering the scenario where the control treatment is the only option in the target population. This situation arises, for example, when a trial compares a new treatment that is unavailable outside the experimental setting versus a control treatment that is uniformly adopted in the target population (Huitfeldt et al., 2018).

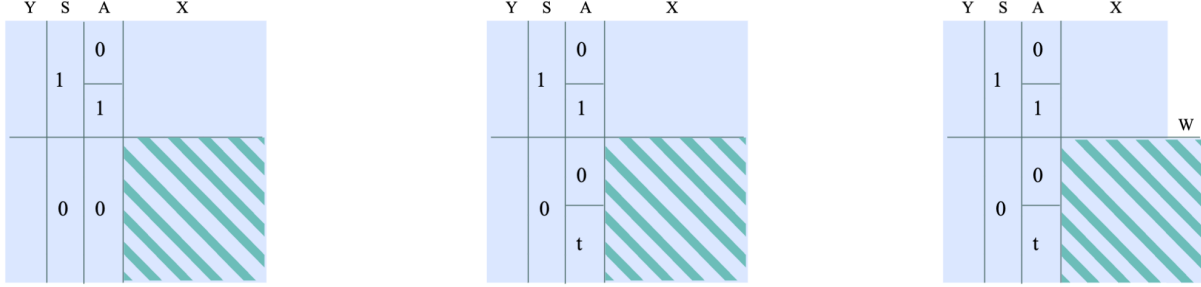


Figure 1: The left, middle, and right panel represent the data structure of the case described in Section 2, 3.1 and 3.2 respectively. The shaded dataset represents the target population. The treatment t can be any treatment other than treatment 0.

2.1 Data, estimands, and notation

Denote the outcome, binary treatment, covariates, and the binary population source indicator by Y, A, X , and S , respectively, where $A = 1$ refers to the experimental treatment and $A = 0$ the control treatment, $S = 1$ indexes the trial participants and $S = 0$ indexes the target population. The observed data is represented by $O_i = (X_i, S_i, A_i, Y_i)$, $i = 1, \dots, n_0 + n_1$, where n_1 and n_0 are the sample sizes of the trial and target populations. We assume the O_i is the independent and identically distributed draws of the populations, and the baseline covariates may distribute differently in the two populations. In this section, we examine the case of uniform control in the target population. That is, $S = 0 \implies A = 0$. See the data structure in the left panel of Figure 1.

Denote the counterfactual outcome under intervention to set treatment A to a by Y^a , possibly contrary to the observed outcome Y (Robins and Greenland, 2000). In this work, we will focus on the estimation of the marginal counterfactual means in the target populations, $\alpha_1 = E(Y^1|S = 0)$, and $\beta_1 = E(Y^0|S = 0)$. Then, we give the estimation results of the mean ratio ϕ_1 (assuming $\beta_1 \neq 0$) and mean difference ψ_1 .

In addition, we define some nuisance parameters.

$$\begin{aligned} \kappa &:= \Pr(S = 0)^{-1}, & q(X) &:= \Pr(A = 1|X, S = 1), & \tau(X) &:= \frac{\Pr(S = 0|X)}{\Pr(S = 1|X)}, \\ \mu_{s,a}(X) &:= \mathbb{E}(Y|X, S = s, A = a), & r_A(X) &:= \frac{\mu_{1,1}(X)}{\mu_{1,0}(X)}, & r_S(X) &:= \frac{\mu_{0,0}(X)}{\mu_{1,0}(X)}. \end{aligned}$$

In the case of uniform use of the control treatment in the target population, we can denote. The defined $r_A(X)$ is the adjusted mean outcome ratio between treated and control groups in the trial population, and $r_S(X)$ is the adjusted mean outcome ratio between the target and trial population among the control group. None of $r_A(X)$ and $r_S(X)$ are new nuisance parameters but functions of $\mu_{s,a}(X)$; defining the two functions is for efficient writing. Furthermore, denote all these nuisance functions $\{\kappa, \mu_{1,1}(X), \mu_{1,0}(X), \mu_{0,0}(X), q(X), \tau(X)\}$ by $\boldsymbol{\eta}_1$, and its estimates by $\hat{\boldsymbol{\eta}}_1$.

2.2 Identification analysis

Consider the following identifiability assumptions,

for each $a \in \{0, 1\}, s \in \{0, 1\}$:

(A1) *Consistency*: if $A_i = a$, then $Y_i = Y_i^a$.

(A2) *Mean exchangeability over A in the trial*: for every x with positive density in the trial $f(x, S = 1) \neq 0$, $\mathbb{E}(Y^a|X = x, S = 1, A = a) = \mathbb{E}(Y^a|X = x, S = 1)$

(A3) *Positivity of treatment assignment in the trial*: $0 < \Pr(A = a|X = x, S = 1) < 1$ for each x with positive density in the trial $f(x, S = 1) \neq 0$.

(A4) *Conditional transportability of relative effect measures*: $\mathbb{E}(Y^0|X = x, S = 1) \neq 0, \mathbb{E}(Y^0|X = x, S = 0) \neq 0$, and

$$\frac{\mathbb{E}(Y^1|X = x, S = 1)}{\mathbb{E}(Y^0|X = x, S = 1)} = \frac{\mathbb{E}(Y^1|X = x, S = 0)}{\mathbb{E}(Y^0|X = x, S = 0)}.$$

(A5) *Positivity of trial participation*: $0 < \Pr(S = 1|X = x) < 1$ for each x such that $f(x, S = 0) \neq 0$.

In particular, assumption (A4) connects conditional relative effect measures in the trial and the target population. It can be understood as a formalization of the common intuition that relative treatment effects are reasonably stable across populations, conditional on covariates. The relative common transportability assumption is

(A4*) *Conditional transportability*: for each $a \in \{0, 1\}$, $E(Y^a|X, S = 1) = E(Y^a|X, S = 0)$ to identify α_1 and ϕ_1 , and $E(Y^1 - Y^0|X, S = 1) = E(Y^1 - Y^0|X, S = 0)$ to identify ψ_1 .

Unless the treatment has no effect on average, the assumption (A4*) implies but is not necessarily implied by assumption (A4) (Dahabreh et al., 2022). In the sense of causal structure, conditional on measured confounders X , assumption (A4) does not require Y^a is independent of S , which brings two possibilities on the causal structures (that the assumption (A4*) does not allow), one is $S \leftarrow U \rightarrow Y$, where the unmeasured confounder U is a common cause of S and Y , the other is $S \rightarrow Y$. See more details in Supplementary Materials A (Web Appendix A). Such causal structures may happen, for example, when trial participants have more favored outcomes due to the potential higher adherence or medical advice acquired during the follow-up (van Onzenoort et al., 2011), or recruiters selectively enroll patients into the trial based on what the next treatment allocation is likely to be (Kahan et al., 2015). The next theorem gives the identification results; the proof is given in Web Appendix B.

Theorem 1. *When all the target population can only access to the control, under conditions (A1) through (A5), α_1 can be identified by*

$$E \{r_A(X)\mu_{0,0}(X)|S = 0\}, \quad E \{r_A(X)Y|S = 0\}$$

$$\frac{1}{\Pr(S=0)} \mathbb{E} \{S\tau(X)A/q(X)r_S(X)Y\}, \frac{1}{\Pr(S=0)} \mathbb{E} [S\tau(X)(1-A)/\{1-q(X)\}r_A(X)r_S(X)Y]$$

In addition, β_1 can be identified by $\mathbb{E}(Y|S=0)$. Then ϕ_1 and ψ_1 can then be identified by the estimable functionals of α_1/β_1 and $\alpha_1 - \beta_1$ respectively.

Remark 1. By invoking the relative effect transportability assumption, modeling for the target population is not required. This is because 1) the case we investigate in this section is the uniform use of control in the target population, in which the outcome in the target population is unconfounded, and 2) both α_1 and $\mu_{0,0}(X)$ are conditional on $\{S=0\}$.

2.3 Estimation

Non-parametrically estimation of target parameters is facilitated with knowledge of their influence functions. The following theorem gives those influence functions; the proof is given in Web Appendix D. For brevity, we use “the influence function” to indicate “the non-parametric influence function” in this paper without further notice.

Theorem 2. The influence function of α_1 , $A_1(O, \boldsymbol{\eta}_1)$ is

$$\kappa \left((1-S)\{r_A(X)Y - \alpha_1\} + S\tau(X)r_S(X) \left[\frac{A}{q(X)}\{Y - \mu_{1,1}(X)\} - \frac{1-A}{1-q(X)}r_A(X)\{Y - \mu_{1,0}(X)\} \right] \right).$$

The influence function of β_1 is $B_1(O) = Y(1-S) - \beta_1$. Assuming α_1 is independent of β_1 , the influence functions of ϕ_1 and ψ_1 are $\Phi_1(O, \boldsymbol{\eta}_1) = \frac{1}{\beta_1}\{A_1(O, \boldsymbol{\eta}_1) - \phi_1 B_1(O)\}$ and $\Psi_1(O, \boldsymbol{\eta}_1) = A_1(O, \boldsymbol{\eta}_1) - B_1(O)$ respectively.

Using notation from Vaart and Wellner (1996), define $\mathbb{P}_n\{v(W)\} = n^{-1} \sum_{i=1}^n v(W_i)$ for some function v and a random variable W . We propose to solve $\mathbb{P}_n\{A(O, \hat{\boldsymbol{\eta}}_1)\} = 0$ to

estimate α_1 . We estimate β_1 by $\widehat{\beta}_1 = \mathbb{P}_n\{Y(1-S)\}$. Once α_1 and β_1 are estimated, ϕ_1 can be estimated as $\widehat{\alpha}_1/\widehat{\beta}_1$, and ψ_1 can be estimated by $\widehat{\alpha}_1 - \widehat{\beta}_1$.

For simplicity, we assume throughout that the nuisance estimates are trained in a separate independent sample, so as not to rely on empirical process conditions (e.g., Donsker-type conditions). In practice, with only one independent identical distributed sample, the same goal can be achieved by the use of sample splitting and cross-fitting, i.e., splitting the data into two halves (each half consists of stratified samples according to data source), using one for fitting nuisance estimates and the other for computing $\widehat{\alpha}_1$ as above (Schick, 1986; Pfanzagl, 2012). One can then swap samples, do the same procedure, and then average to obtain the final estimate (Chernozhukov et al., 2018). Note that this cross-fitting procedure can easily be extended to > 2 folds (e.g., see Chernozhukov et al. (2018); Kennedy et al. (2020)), but we will focus on the case of one split in this paper.

2.4 Inference

We next give the asymptotic properties of the proposed estimator. In particular, we show that our estimator is doubly robust, with certain conditions, the estimator is \sqrt{n} -consistent, asymptotically normal and non-parametrically efficient. Notably, the properties do not rely on the assumption that the functions to estimate the nuisance parameters fall into Donsker class, which enables users to utilize flexible machine-learning methods to adjust for high-dimensional covariates.

We first notice that the marginal probability κ can be estimated by $\widehat{\kappa} = \{\mathbb{P}_n(1-S)\}^{-1}$, and the estimator satisfies i) $I(\widehat{\kappa}^{-1} = 0) = o_p(n^{-1/2})$, and ii) $\widehat{\kappa} \xrightarrow{P} \kappa$, see proof in Web Appendix C. Since $q(X)$ is the propensity score in the trial population, it is typically known. It is thus reasonable to assume that $q(X)$ can be estimated at a \sqrt{n} -rate. To establish asymptotic properties of $\widehat{\alpha}_1$, thus $\widehat{\phi}_1$ and $\widehat{\psi}_1$, we make the following assumptions:

(a1) For the nuisance parameters whose range is $(0, 1)$, their estimates are bounded by $(0, 1)$,

(a2) $E(Y^2) < \infty$,

(a3) $\|\widehat{\mu}_{1,1}(X) - \mu_{1,1}(X)\| + \|\widehat{\mu}_{0,0}(X) - \mu_{0,0}(X)\| + \|\widehat{\mu}_{1,0}(X) - \mu_{1,0}(X)\| + \|\widehat{\tau}(X) - \tau(X)\| = o_p(1)$

Denote L_2 norm by $\|\cdot\|$. The following theorem gives the asymptotic properties of $\widehat{\alpha}_1$; a detailed proof is given in Web Appendix E.

Theorem 3. *If assumptions (a1) through (a3) hold, then*

$$\widehat{\alpha}_1 - \alpha_1 = \mathbb{P}_n\{A_1(O, \boldsymbol{\eta}_1)\} + R_{1n} + o_p(n^{-1/2}).$$

R_{1n} satisfies

$$R_{1n} \lesssim O_p\left\{\left(\|\widehat{r}_A(X) - r_A(X)\|\right)\left(\|\widehat{\mu}_{0,0}(X) - \mu_{0,0}(X)\| + \|\widehat{\mu}_{1,0}(X) - \mu_{1,0}(X)\| + \|\widehat{\tau}(X) - \tau(X)\|\right)\right\},$$

$$R_{1n} \lesssim O_p\left\{\left(\|\widehat{\mu}_{1,1}(X) - \mu_{1,1}(X)\| + \|\widehat{\mu}_{1,0}(X) - \mu_{1,0}(X)\|\right)\left(\|\widehat{r}_S(X) - r_S(X)\| + \|\widehat{\tau}(X) - \tau(X)\|\right)\right\},$$

where $\widehat{\boldsymbol{\eta}}_1$ is estimated on a separate independent sample. In particular, if $R_{1n} = o_p(n^{-1/2})$, then $\sqrt{n}(\widehat{\alpha}_1 - \alpha_1) \rightsquigarrow \mathcal{N}[0, E\{A_1(O, \boldsymbol{\eta}_1)^2\}]$.

For $\widehat{\beta}_1$, we have $\sqrt{n}(\widehat{\beta}_1 - \beta_1) \rightsquigarrow \mathcal{N}[0, E\{B_1(O)^2\}]$. With the above conditions hold, $\sqrt{n}(\widehat{\phi}_1 - \phi_1) \rightsquigarrow \mathcal{N}[0, E\{\Phi_1(O, \boldsymbol{\eta}_1)^2\}]$, and $\sqrt{n}(\widehat{\psi}_1 - \psi_1) \rightsquigarrow \mathcal{N}[0, E\{\Psi_1(O, \boldsymbol{\eta}_1)^2\}]$.

Theorem 3 characterizes the large-sample behavior of the proposed estimator for α_1 . With sample splitting, the usual Donsker class assumptions for estimating the nuisance parameters are avoided. Instead, assumption (a3) only requires that the nuisance functions are

consistently estimated—though potentially quite slowly—in L_2 norm. Many flexible and data-adaptive machine learning methods satisfy the requirement, which creates opportunities to adjust high-dimensional covariates flexibly.

Under assumptions (a1) through (a3), the proposed estimator is consistent with convergence rate $O_p(n^{-1/2} + R_{1n})$. Observe the product structure of R_{1n} , we can see that if either $r_A(X)$ or $\{r_S(X), \tau(X)\}$ can be estimated consistently (converge at rate $o_p(1)$), then the estimator is consistent, i.e., $\|\hat{\alpha}_1 - \alpha_1\| = o_p(1)$ (Kennedy et al., 2019). That is, the estimator is doubly robust.

Now, we take a closer look into the two chances at $o_p(1)$ consistency. Recall that in the above analysis, $r_A(X)$ is defined as the ratios of $\mu_{1,1}(X)$ and $\mu_{1,0}(X)$, and $\hat{r}_A(X)$ is the value of dividing $\hat{\mu}_{1,1}(X)$ by $\hat{\mu}_{1,0}(X)$. The ratio $r_A(X)$ itself is not an individual nuisance parameter but a function of two nuisance parameters. Therefore, the constraint on rate convergence of $\hat{r}_A(X)$ is actually the rate convergence requirements for $\hat{\mu}_{1,1}(X)$ and $\hat{\mu}_{1,0}(X)$. Taking the convergence of $\hat{r}_A(X)$ as an example, we next use two remarks to further illustrate the nuances. The same logic applies to the convergence of $\hat{r}_S(X)$.

Remark 2. $\hat{r}_A(X) \xrightarrow{p} r_A(X)$ equals to condition $\hat{\mu}_{1,1}(X)/\hat{\mu}_{1,0}(X) \xrightarrow{p} \mu_{1,1}(X)/\mu_{1,0}(X)$, and also condition (1),

$$\{\hat{\mu}_{1,1}(X) \xrightarrow{p} \delta(X)\mu_{1,1}(X), \quad \hat{\mu}_{1,0}(X) \xrightarrow{p} \delta(X)\mu_{1,0}(X)\}, \quad \forall \delta(X) \neq 0 \quad (1)$$

$$\{\hat{\mu}_{1,1}(X) \xrightarrow{p} \mu_{1,1}(X), \quad \hat{\mu}_{1,0}(X) \xrightarrow{p} \mu_{1,0}(X)\}. \quad (2)$$

Note that condition (1) is weaker than (2) because it does not require the correct specification of the two outcome models. However, it requires that the two misspecified models have the same amount of bias. This may happen, for instance, when the observed trial outcomes (with measurement error) are systematically larger or less than the actual values.

Though (1) and (2) are different theoretically, it is reasonable to assume (1) and (2) are in practice equivalent (e.g., without measurement error). In what follows, we do not focus on the rare case depicted by (1), but assume (1) can be replaced by (2).

Remark 3. *Assume one can employ a parametric model to estimate the ratio directly, where the estimate is denoted by $\widehat{r}'_A(X)$. The condition $\widehat{r}'_A(X) \xrightarrow{p} r_A(X)$ does not imply $\widehat{r}_A(X) \xrightarrow{p} r_A(X)$. That is, though the parametric model for the direct estimation of $r'_A(X)$ is correctly specified, the above consistency condition may still not be satisfied. When a parametric model for $r'_A(X)$ can be correctly specified or converges fast, a semi-parametric efficient influence function incorporating this parametric model assumption should be derived to facilitate efficient estimation.*

This work mainly focuses on the relaxation of causal transportability assumption rather than incorporating parametric assumptions, especially oftentimes, the correct specification of the model for $r'_A(X)$ may not be realistic in practice; we thus leave this as future work.

When assuming (1) can be replaced by (2), the doubly robust property of the proposed estimator can be formulated as $\widehat{\alpha}_1$ is consistent if either the following two sets of nuisance parameters are correctly specified.

$$(i)\{\mu_{1,1}(X), \mu_{1,0}(X)\}, \quad (ii)\{\mu_{0,0}(X), \tau(X), \mu_{1,0}(X)\}.$$

Among which, $\mu_{1,0}(X)$, is critical in consistently estimating α_1 . Intuitively, this is because we do not invoke the assumption (A4*) but (A4), under which $\mu_{1,0}(X)$ features heavily to identify α_1 ; mathematically, it appears in each of the terms in the influence function, which means it influences the estimation profoundly.

So far, we have discussed the parametric model robustness when $R_{1n} = o_p(1)$, for the estimator to be $o_p(1)$ -consistency. It focuses on the robustness of estimation when

using parametric models to estimate the nuisance parameters. When dealing with high-dimensional covariates, one would like to use non-parametric techniques for estimating the nuisance parameters. In such scenarios, the parametric model robustness becomes less relevant, and the rate robustness deserves closer scrutiny.

Theorem 3 furthermore characterizes the rate robustness condition, $R_{1n} = o_p(n^{-1/2})$, which is the condition for the estimator to be \sqrt{n} -consistent, asymptotically normal, and non-parametric efficient. Different from the parametric model robustness, the rate robustness is able to depict the convergence rates of flexible non-parametric methods for estimating those nuisance parameters. It zooms in on characterizes the slowest convergence rates among different sets of nuisance parameters and the products of those rates. Denote the slowest convergence rate of $\{\mu_{1,1}(X), \mu_{1,0}(X)\}$ by $o_p(n^{-r})$, and the slowest convergence rate of $\{\mu_{0,0}(X), \tau(X), \mu_{1,0}(X)\}$ by $o_p(n^{-s})$. As long as $r+s \geq 1/2$, $R_{1n} = o_p(n^{-1/2})$ holds. That is, the condition holds even if all nuisance functions are estimated at slower than parametric \sqrt{n} -rates, so that efficiency of estimation and validity of inference may be justified even when machine learning methods are used to model the nuisance functions. For instance, if all the nuisance functions are estimated at faster than $n^{1/4}$ rates, then the condition holds. This is possible under sparsity, smoothness, or other structural assumptions. For example, under some conditions (Horowitz, 2009), generalized additive model estimators can attain rates of the form $O_p(n^{-2/5})$, which is $o_p(n^{-1/4})$. In general, the convergence rate for $\hat{\alpha}_1$ can be much faster than that of any component nuisance function (Kennedy et al., 2019). If the condition $R_{1n} = o_p(n^{-1/2})$ is satisfied, then one can construct pointwise confidence intervals by either the bootstrap or a direct estimate of the asymptotic variance.

Because no modeling is involved in estimating β_1 , the properties of $\hat{\phi}_1$ and $\hat{\psi}_1$ are the same as $\hat{\alpha}_1$.

2.5 Estimators under the stronger assumption (A4*)

Under the stronger a relatively common assumption (A4*), we further provide the identification results, the influence function, and the corresponding doubly robust and non-parametrically efficient estimator. See details in Web Appendix F.

Denote the efficient estimator under the assumption (A4*) by $\hat{\alpha}'_1$, the corresponding bias term R'_{1n} satisfies $R'_{1n} \lesssim O_p(\|\hat{\mu}_{1,1}(X) - \mu_{1,1}(X)\| \|\hat{\tau}(X) - \tau(X)\|)$. The estimator is then consistent when either $\mu_{1,1}(X)$ or $\tau(X)$ is correctly specified and is asymptotically normal and non-parametrically efficient if $R'_{1n} = o_p(n^{-1/2})$. However, when the assumption (A4) holds but not (A4*), $\hat{\alpha}'_1$ is biased even if all the nuisance parameters are correctly specified and not asymptotic normal. We further verify this claim in the simulation study.

3 Treatment variation in the target population

In this section, we delve into a scenario wherein the sample from the target population has access to treatments beyond the control group. To illustrate, consider a trial comparing the effects between an experimental treatment and control treatment, alongside another previous study investigating the effect comparison between another now-existing treatment (or multiple treatments) and control treatment. In this particular context, our objective is to investigate the effect comparison between experimental treatment and control treatment within this specific target population, which may be of interest in the drug approval process.

In what follows, we first assume the covariates collected in both the trial and the target population are sufficient to control for confounding in Section 3.1. In Section 3.2, we investigate the case where additional covariates are collected in the target population and are necessary to control the confounding.

3.1 Sufficient confounding control

In this subsection, we assume the covariates collected in both the trial and the target population are sufficient to control for confounding. See the corresponding data structure depicted in the middle panel of Figure 1.

In terms of identification and estimation, the difference between the study designs described in Section 2 and 3.1 is if the outcome and treatment taken by the target population are confounded.

To identify the counterfactual outcome means in the target population, we make the following additional assumptions.

(A6) *Partial exchangeability*: for every x with positive density in the target population. $f(x, S = 0) \neq 0$, $E(Y^0|X = x, S = 0, A = 0) = E(Y^0|X = x, S = 0)$.

(A7) *Positivity of receiving control*: for every x with positive density in the target population. $f(x, S = 0) \neq 0$, $0 < \Pr(A = 0|X = x, S = 0) < 1$.

Remark 4. *Because other treatment options in the target population are not of interest in comparing the effects between the experimental and control treatment in the trial, only partial exchangeability is required. Assumption (A6) is weaker than the assumption $Y^a \perp\!\!\!\perp A|(X, S = 0)$; interested readers can refer to (Sarvet et al., 2020).*

The untestable assumption (A6) requires case-by-case examination based on the domain knowledge. Condition (A7) is testable in principle, but formal evaluation may be challenging if X is high-dimensional (Petersen et al., 2012).

With different study designs and assumptions, the identification and estimation of counterfactual outcome means in the target population are different than the ones described in Section 2. For a clear representation, we abuse the notation here and denote $E(Y^1|S = 0)$ and $E(Y^0|S = 0)$ by α_2 and β_2 respectively in this section, and

denote their ratio and difference by ϕ_2 and ψ_2 respectively. Denote a new nuisance parameter $\Pr(A = 0|X, S = 0)$ by $\pi(X)$. Further, denote the nuisance parameters $\{\kappa, \mu_{1,1}(X), \mu_{1,0}(X), \mu_{0,0}(X), q(X), \tau(X), \pi(X)\}$ by $\boldsymbol{\eta}_2$, and $\{\kappa, \mu_{0,0}(X), \pi(X)\}$ by $\boldsymbol{\eta}'_2$, their estimates by $\hat{\boldsymbol{\eta}}_2$ and $\hat{\boldsymbol{\eta}}'_2$, respectively. In the Web Appendix G, we show that under conditions (A1) through (A7), $\alpha_2, \beta_2, \phi_2$ and ψ_2 are identifiable.

Theorem 4. *When the target population can access control and also other treatment options other than the experimental treatment in the trial, under conditions (A1) through (A7), α_2 can be identified by*

$$\begin{aligned} & \mathbb{E}\{r_A(X)\mu_{0,0}(X)|S = 0\}, & \mathbb{E}\{r_A(X)(1 - A)/\pi(X)Y|S = 0\}, \\ & \frac{1}{\Pr(S = 0)} \mathbb{E}\{S\tau(X)A/q(X)r_S(X)Y\}, & \frac{1}{\Pr(S = 0)} \mathbb{E}[S\tau(X)(1 - A)/\{1 - q(X)\}r_A(X)r_S(X)Y], \end{aligned}$$

and β_2 can be identified by $\mathbb{E}\{\mu_{0,0}(X)|S = 0\}$ and $\mathbb{E}\{(1 - A)/\pi(X)Y|S = 0\}$. Then ϕ_2 and ψ_2 can be identified by estimable functionals of α_2/β_2 and $\alpha_2 - \beta_2$ respectively.

Compared to the identification results showed in Theorem 1, because the outcome and treatment received in the target population are confounded, the outcome model in the target population $\mu_{0,0}(X)$ is necessary for identifying the target parameters.

The following theorem gives the influence functions of the target parameters; the proof is given in Web Appendix H. Furthermore, Corollary 3.1 shows that they are also the semiparametric efficient influence functions when $\pi(X)$ is known (see the proof in Web Appendix I), which indicates that when the treatment assignment mechanism of the target population is available to the analyst, the estimation and inference proceed the same as what follows suggests.

Theorem 5. *The influence functions of α_2 , β_2 , ϕ_2 , and ϕ_2' are*

$$\begin{aligned}
A_2(O, \boldsymbol{\eta}_2) &= \kappa \left((1 - S) \frac{\mu_{1,1}(X)}{\mu_{1,0}(X)} \left[\mu_{0,0}(X) - \alpha_2 + \frac{1 - A}{\pi(X)} \{Y - \mu_{0,0}(X)\} \right] \right. \\
&\quad \left. + S \tau(X) \frac{\mu_{0,0}(X)}{\mu_{1,0}(X)} \left[\frac{A}{q(X)} \{Y - \mu_{1,1}(X)\} - \frac{1 - A}{1 - q(X)} \frac{\mu_{1,1}(X)}{\mu_{1,0}(X)} \{Y - \mu_{1,0}(X)\} \right] \right), \\
B_2(O, \boldsymbol{\eta}'_2) &= \kappa (1 - S) \left[\mu_{0,0}(X) - \beta_2 + \frac{1 - A}{\pi(X)} \{Y - \mu_{0,0}(X)\} \right], \\
\Phi_2(O; \boldsymbol{\eta}_2) &= \frac{1}{\beta_2} \{A_2(O; \boldsymbol{\eta}_2) - \phi_2 B_2(O; \boldsymbol{\eta}'_2)\}, \Psi'_2(O; \boldsymbol{\eta}_2) = A_2(O; \boldsymbol{\eta}_2) - B_2(O; \boldsymbol{\eta}'_2).
\end{aligned}$$

The influence functions of α_2 , β_2 , ϕ_2 , and ϕ_2' are also the semiparametric efficient influence functions when $\pi(X)$ is known.

Similar to Section 2.3, we obtain the estimators by solving the equations that equate the empirical mean of the above influence functions to zero via sampling splitting and cross-fitting. The next theorem gives the asymptotic properties of the proposed estimators. The proof is given in Web Appendix J.

Theorem 6. *If assumptions (a1) through (a3) hold, then*

$$(a). \quad \widehat{\alpha}_2 - \alpha_2 = \mathbb{P}_n \{A_2(O, \boldsymbol{\eta}_2)\} + R_{2n} + o_p(n^{-1/2}).$$

R_{2n} satisfies $R_{2n} \lesssim O_p \{ \|\widehat{\mu}_{0,0}(X) - \mu_{0,0}(X)\| \cdot \|\widehat{\pi}(X) - \pi(X)\| + (\|\widehat{r}_A(X) - r_A(X)\|) (\|\widehat{\mu}_{0,0}(X) - \mu_{0,0}(X)\| + \|\widehat{\mu}_{1,0}(X) - \mu_{1,0}(X)\| + \|\widehat{\tau}(X) - \tau(X)\|) \}$, where $\widehat{\boldsymbol{\eta}}_2$ is estimated on a separate independent sample.

In particular, if $R_{2n} = o_p(n^{-1/2})$, then $\sqrt{n}(\widehat{\alpha}_2 - \alpha_2) \rightsquigarrow \mathcal{N}[0, E\{A_2(O, \boldsymbol{\eta}_2)^2\}]$.

$$(b). \quad \widehat{\beta}_2 - \beta_2 = \mathbb{P}_n \{B_2(O, \boldsymbol{\eta}'_2)\} + R'_{2n} + o_p(n^{-1/2}).$$

R'_{2n} satisfies $R'_{2n} \lesssim O_p \left\{ \|\widehat{\mu}_{0,0}(X) - \mu_{0,0}(X)\| \cdot \|\widehat{\pi}(X) - \pi(X)\| \right\}$, where $\widehat{\boldsymbol{\eta}}'_2$ is estimated on a separate independent sample.

In particular, if $R'_{2n} = o_p(n^{-1/2})$, then $\sqrt{n}(\widehat{\beta}_2 - \beta_2) \rightsquigarrow \mathcal{N}[0, E\{B_2(O, \boldsymbol{\eta}'_2)^2\}]$.

$$(c). \quad \sqrt{n}(\widehat{\phi}_2 - \phi_2) \rightsquigarrow \mathcal{N}[0, E\{\phi_2(O, \boldsymbol{\eta}_2)^2\}], \quad \sqrt{n}(\widehat{\phi}'_2 - \phi'_2) \rightsquigarrow \mathcal{N}[0, E\{\Phi'_2(O, \boldsymbol{\eta}_2)^2\}],$$

if $R_{2n} = o_p(n^{-1/2})$.

We also present other forms of the decomposition of R_{2n} in Web Appendix J, which admits the same conclusion for robustness and efficiency when assuming $\{\widehat{\mu}_{1,1}(X) \xrightarrow{p} \delta(X)\mu_{1,1}(X), \widehat{\mu}_{1,0}(X) \xrightarrow{p} \delta(X)\mu_{1,0}(X)\}, \forall \delta(X) \neq 0$ can be replaced by $\{\widehat{\mu}_{1,1}(X) \xrightarrow{p} \mu_{1,1}(X), \widehat{\mu}_{1,0}(X) \xrightarrow{p} \mu_{1,0}(X)\}$ [(1) can be replaced by (2)]. The decomposition of the term R_{2n} gives us the multiple robustness property of $\widehat{\alpha}_2$ in the sense that if one of the following three combinations of nuisance parameters can be consistently estimated, then $\widehat{\alpha}_2$ is $o_p(1)$ consistent.

$$(i)\{\mu_{0,0}(X), \mu_{1,1}(X), \mu_{1,0}(X)\}, \quad (ii)\{\mu_{0,0}(X), \tau(X), \mu_{1,0}(X)\}, \quad (iii)\{\pi(X), \mu_{1,1}(X), \mu_{1,0}(X)\}.$$

That is, when assuming (1) can be replaced by (2), the same as $\widehat{\alpha}_1$, to consistently estimate $\widehat{\alpha}_2$, $\widehat{\mu}_{1,0}(X)$ has to be consistent. Recall that $\alpha_2 = \kappa\{(1 - S)\mu_{0,0}(X)\mu_{1,1}(X)/\mu_{1,0}(X)\}$. It is trivial to see that, when the three outcome models are correctly specified, then $\widehat{\alpha}_2$ is consistent; when $\mu_{1,1}(X)$ cannot be correctly specified, $\tau(X)$ can be used to debias the residual (along with $\mu_{0,0}(X)$ and $\mu_{0,1}(X)$); when $\mu_{0,0}(X)$ cannot be correctly specified, $\pi(X)$ can be used to debias the residual. More importantly, when $R_{2n} = o_p(n^{-1/2})$, such as when all the nuisance parameters converge at $n^{1/4}$, $\widehat{\alpha}_2$ is $o_p(n^{-1/2})$ -consistent, non-parametric efficient and asymptotic normal. On the other hand, $\widehat{\beta}_2$ is doubly robust. Note that the double robustness of $\widehat{\beta}_2$ is “nested” in the multiple robustness of $\widehat{\alpha}_2$. So that the estimator

$\widehat{\phi}_2$ and $\widehat{\alpha}_2$ are also multiply robust.

Overall, in contrast to the scenarios outlined in Section 2, when alternative treatment options exist within the target population, an additional layer of complexity emerges as we seek to de-confound the outcome and treatment in the target population. Compared to $\widehat{\alpha}_1$, this heightened complexity necessitates modeling either $\mu_{0,0}(X)$ or $\pi(X)$ correctly, to ensure the consistency of $\widehat{\alpha}_2$. To obtain an efficient estimator, it additionally requires the slowest convergence rate of $\{\mu_{0,0}(X), \pi(X)\}$ to be \sqrt{n} .

3.2 Additional confounders in the target population

Many applied statisticians and epidemiologists believe that statistical interaction on the multiplicative scale is uncommon. Therefore, it is motivated to assume that the set of covariates suffices the transportability assumption of relative effect measures is smaller than the set of covariates needed to control confounding in the target population. In this section, we investigate the case where the covariates X collected from the trial are sufficient to render the exchangeability between the trial and target population, and an additional set of covariates W is needed in the target population to control confounding.

In such cases, we assume the data structure to be $(X_i, S_i = 1, A_i, Y_i)$, $i = 1, \dots, n_1$, and $(X_i, W_i, S_i = 0, A_i, Y_i)$, $i = 1, \dots, n_0$. See the data structure in the right panel of Figure 1. Similar to Section 2 and 3.1, we give the identification conditions and results, as well as the influence functions and the correspondence discussion in Web Appendix K. The proposed estimators, again, can be obtained by solving the influence function-based estimating equation.

Denote $E(Y^1|S = 0)$ and $E(Y^0|S = 0)$ by α_3 and β_3 respectively, and denote their ratio and difference by ϕ_3 and ψ_3 respectively. Similar to previous sections, we further denote the influence functions of $\alpha_3, \beta_3, \phi_3$ and ψ_3 by $A_3(O, \boldsymbol{\eta}_3), B_3(O, \boldsymbol{\eta}'_3), \Phi_3(O, \boldsymbol{\eta}_3)$, and $\Psi_3(O, \boldsymbol{\eta}_3)$

respectively. Define additional nuisance parameters $\mu'_{0,0}(X, W) = \text{E}(Y|X, W, S = 0, A = 0)$, $M(X) = \text{E}\{\text{E}(Y|X, W, S = 0, A = 0)|X, S = 0\}$, and $\pi'(X, W) = \text{Pr}(A = 0|X, W, S = 0)$. In addition, write $r'_S(X) = M(X)/\mu_{1,0}(X)$. Denote the nuisance functions $\boldsymbol{\eta}_3 = \{\kappa, \mu'_{0,0}(X, W), M(X), \mu_{1,1}(X), \mu_{1,0}(X), \pi'(X, W), q(X)\}$, $\boldsymbol{\eta}'_3 = \{\kappa, \mu'_{0,0}(X, W), \pi'(X, W)\}$, and their estimates are denoted by $\widehat{\boldsymbol{\eta}}_3$ and $\widehat{\boldsymbol{\eta}}'_3$ respectively. The next theorem gives the asymptotic properties of the proposed estimators. The proof and more discussion are given in Web Appendix K.

Theorem 7. *If assumptions (a1) through (a3) hold, then*

$$(a). \quad \widehat{\alpha}_3 - \alpha_3 = \mathbb{P}_n\{A_3(O, \boldsymbol{\eta}_3)\} + R_{3n} + o_p(n^{-1/2}).$$

R_{3n} satisfies $R_{3n} \lesssim O_p\{\|\widehat{\mu}'_{0,0}(X, W) - \mu'_{0,0}(X, W)\| \cdot \|\widehat{\pi}'(X, W) - \pi'(X, W)\| + (\|\widehat{r}_A(X) - r_A(X)\|) (\|\widehat{M}(X) - M(X)\| + \|\widehat{\mu}_{1,0}(X) - \mu_{1,0}(X)\| + \|\widehat{\tau}(X) - \tau(X)\|)\}$, where $\widehat{\boldsymbol{\eta}}_3$ is estimated on a separate independent sample.

In particular, if $R_{3n} = o_p(n^{-1/2})$, then $\sqrt{n}(\widehat{\alpha}_3 - \alpha_3) \rightsquigarrow \mathcal{N}[0, \text{E}\{A_3(O, \boldsymbol{\eta}_3)^2\}]$.

$$(b). \quad \widehat{\beta}_3 - \beta_3 = \mathbb{P}_n\{B_3(O, \boldsymbol{\eta}'_3)\} + R'_{3n} + o_p(n^{-1/2}).$$

R'_{3n} satisfies $R'_{3n} \lesssim O_p(\|\widehat{\mu}'_{0,0}(X, W) - \mu'_{0,0}(X, W)\| \cdot \|\widehat{\pi}'(X, W) - \pi'(X, W)\|)$, where $\widehat{\boldsymbol{\eta}}'_3$ is estimated on a separate independent sample.

In particular, if $R'_{3n} = o_p(n^{-1/2})$, then $\sqrt{n}(\widehat{\beta}_3 - \beta_3) \rightsquigarrow \mathcal{N}[0, \text{E}\{B_3(O, \boldsymbol{\eta}'_3)^2\}]$.

$$(c). \quad \sqrt{n}(\widehat{\phi}_3 - \phi_3) \rightsquigarrow \mathcal{N}[0, \text{E}\{\Phi_3(O, \boldsymbol{\eta}_3)^2\}], \quad \sqrt{n}(\widehat{\psi}_3 - \psi_3) \rightsquigarrow \mathcal{N}[0, \text{E}\{\Psi_3(O, \boldsymbol{\eta}_3)^2\}],$$

if $R_{3n} = o_p(n^{-1/2})$.

From the above theorem, we deduce the following three sets of nuisance parameters can

be regarded as the “minimal” requisites for attaining consistency.

(i) $\{\mu'_{0,0}(X, W), \mu_{1,1}(X), \mu_{1,0}(X)\}$, (ii) $\{\tau(X), M(X), \mu_{1,0}(X)\}$, (iii) $\{\pi'(X, W), \mu_{1,1}(X), \mu_{1,0}(X)\}$.

When $R_{3n} = o_p(n^{-1/2})$, such as when all the nuisance parameters converge at $n^{1/4}$, $\hat{\alpha}_3$ is \sqrt{n} -consistent, non-parametric efficient and asymptotic normal. Similar to Section 3.1, the requirements for β_3 are “nested” the ones for α_3 in terms of efficiency, so $\hat{\phi}_3$ and $\hat{\psi}_3$ hold the same properties as $\hat{\alpha}_3$.

4 Simulation

We conducted simulations to evaluate the finite sample performance of the proposed estimators $\hat{\alpha}_1$ derived in section 2 and compare them with alternative estimators. It is trivial to see that the performance of $\hat{\beta}_1$, $\hat{\phi}_1$ and $\hat{\psi}_1$ mainly depend on the performance of $\hat{\alpha}_1$. Since the estimators proposed in Sections 3.1 and 3.2 are an extension of $\hat{\alpha}_1$, for the illustration purpose, we focus on the performance of $\hat{\alpha}_1$ in this simulation study. All the simulation code is uploaded to https://github.com/Guanbo-W/Transportability_WeakerAssumption.

4.1 Assessment of consistency and efficiency

We generate data that contain the sample from a trial and a target population (observational study). The total sample size of the trial n_1 can be 250, 500 and 1000, whereas the sample size of the observational study n_0 can be 5000. Note that in the above sample size settings, for example, when $n_1 = 500$, $\mu_{1,1}(X)$ and $\mu_{0,1}(X)$ are estimated within the subset of $\{S = 1, A = 1\}$ and $\{S = 1, A = 0\}$ respectively, in which the sample size is around 250. That is, the following assessments are based on a relatively small sample size.

We generate five uniform distributed variables $X_j \sim U(0, 1), j = 1, \dots, 5$. We assume

the data source indicator follows a Bernoulli distribution, $S \sim \text{Bernoulli}\{\text{Pr}(S = 1|X)\}$ with $\text{Pr}(S = 1|X) = \frac{\exp(\lambda X^T)}{1 + \exp(\lambda X^T)}$, $X = (1, X_1, \dots, X_5)$ and λ is a vector size of 6 containing λ_0 and all others $\ln(1.05)$, where we solved for λ_0 to result (on average) in the desired total number of sample size (Robertson et al., 2021). We assume the propensity score in the trial is $\text{Pr}(A = 1|X, S = 1) = 0.5$, and $\text{Pr}(A = 0|X, S = 0) = 1$ in the observational study. For the outcomes, we first generate Y^0 and Y^1 , which follow Bernoulli distributions with probabilities p_0 and p_1 , respectively, where $p_0 = \exp\{m(X) + Sg(X)\}$ and $p_1 = \exp\{m(X) + r(X) + Sg(X)\}$ (both p_0 and p_1 are bounded away from 0 and 1). Then we generate Y as $AY^1 + (1 - A)Y^0$. That is, the data-generating mechanism satisfies the assumption (A4) but not (A4*), which corresponds to case 2 in Table S1. In all settings, the true values of α_1 are generated by averaging the 100,000 empirical means of Y in the subset of $\{S = 1\}$ and $\{S = 0\}$ respectively. All simulation results are an average of 5000 runs, unless otherwise stated, we assume $\mu_{0,1}(X)$ and $q(X)$ are correctly specified. See Web Appendix O for more detailed model specification and misspecification.

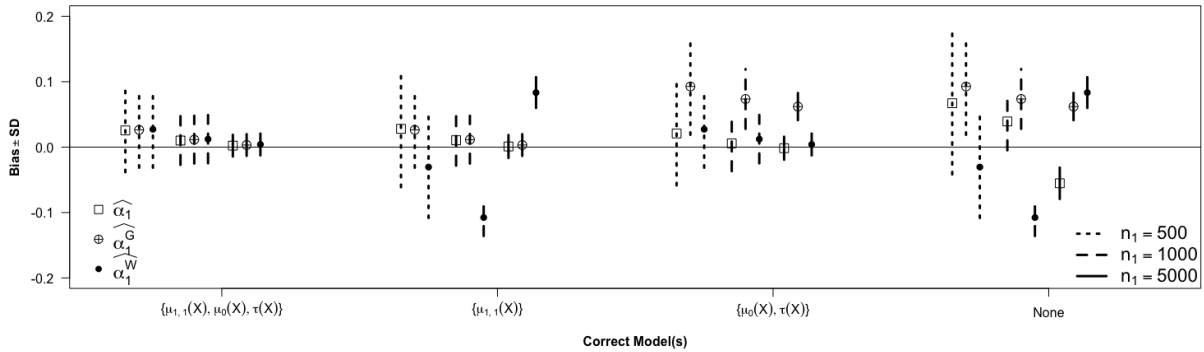


Figure 2: Biases and standard deviations (SD) of the three estimators $\hat{\alpha}_1$, $\hat{\alpha}_1^G$ and $\hat{\alpha}_1^W$.

Figure 2 shows, under different sets of correctly specified nuisance parameters and

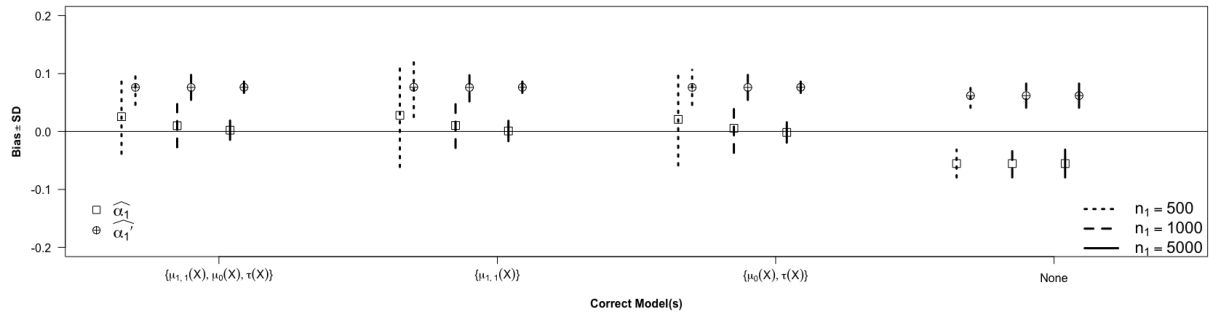


Figure 3: Biases and standard deviations (SD) of the three estimators $\hat{\alpha}_1$ and $\hat{\alpha}'_1$.

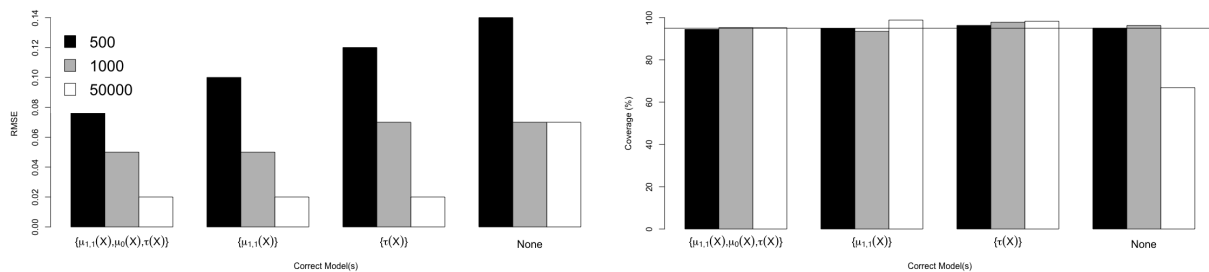


Figure 4: RMSE(scaled by \sqrt{n}) and coverage of $\hat{\alpha}_1$.

sample sizes, the comparison of the averaged bias and standard deviation of the proposed estimator $\hat{\alpha}_1$ with the following (non-robust) estimators

$$\hat{\alpha}_1^G = \hat{\kappa} \mathbb{P}_n \left\{ \frac{\hat{\mu}_{1,1}(X)}{\hat{\mu}_{1,0}(X)} (1 - S) Y \right\}, \quad \text{and} \quad \hat{\alpha}_1^W = \hat{\kappa} \mathbb{P}_n \left\{ S \hat{\tau}(X) \frac{A}{\hat{q}(X)} \frac{\hat{\mu}_{0,0}(X)}{\hat{\mu}_{1,0}(X)} Y \right\}.$$

We can see from the results that, with the increasing sample size of the trial, $\hat{\alpha}_1$ converges to zero if (when $\{\mu_{1,0}(X)\}$ is correctly specified) when either $\{\mu_{1,1}(X)\}$ or $\{\mu_{0,0}(X), \tau(X)\}$ is correctly specified, which verifies the double robust property of the proposed estimator. On the contrary, when $\{\mu_{1,1}(X)\}$ is misspecified, $\hat{\alpha}_1^G$ is not consistent; and when

$\{\mu_{0,0}(X), \tau(X)\}$ is misspecified, $\hat{\alpha}_1^W$ is not consistent.

In addition, to evaluate the impact of imposing the assumption (A4*) when in reality does not hold, we also compare $\hat{\alpha}_1$ with $\hat{\alpha}'_1 = \hat{\kappa} \mathbb{P}_n \left[(1 - S) \hat{\mu}_{1,1}(X) + S \hat{\tau}(X) \frac{A}{\hat{q}(X)} \{Y - \hat{\mu}_{1,1}(X)\} \right]$, which is the doubly robust and non-parametric efficient estimator when the assumption (A4*), rather than (A4), holds. Again, see Web Appendix F for details. We can see from Figure 3 that, even if all the nuisance parameters are correctly specified, $\hat{\alpha}'_1$ is not consistent. That is, when the stronger assumption (A4*) does not hold, the estimator that relies on that assumption would severely bias the results. We additionally show in Web Appendix P the comparison when $\mu_{0,1}(X)$ is misspecified, both $\hat{\alpha}_1$ and $\hat{\alpha}'_1$ are not consistent.

To further assess the efficiency of $\hat{\alpha}_1$, we show, in Figure 4, under different sets of correctly specified nuisance parameters and sample sizes, the comparison of the coverage and scaled (by \sqrt{n}) root mean squared error (RMSE). The results show that when both $\{\mu_{1,1}(X)\}$ and $\{\mu_{0,0}(X), \tau(X)\}$ are correctly specified, $\hat{\alpha}_1$ is well covered (even in a small sample size), and possesses the least RMSE. When one of them is correctly specified, $\hat{\alpha}_1$ has a larger RMSE, and it can be slightly under or over-covered. When none of the nuisance parameters is correctly misspecified, $\hat{\alpha}_1$ is not well covered (especially in a large sample size) and has a large RMSE.

4.2 Assessment of rate robustness

According to Theorem 3, the product asymptotic bias property of the proposed estimator yields faster convergence rates (i.e., when $R_{3n} = o_p(n^{-1/2})$, the estimators are \sqrt{n} -consistent, non-parametric efficient and asymptotic normal). That is, the proposed estimators are rate robust. Whereas simpler plug-in estimators (e.g., based on empirical versions of the identifying formulae given in Theorem 1) will generally converge only as fast as the

component nuisance function estimates.

In order to illustrate the above advantage, we conduct an additional simulation study. Each of the nuisance parameters in this simulation study is “estimated” by adding the designed noise to perturb the true underlying data-generating functions so that we can guarantee the convergence rate of the nuisance parameters. The details and results are given in Web Appendix Q.

The results show that the proposed rate robust estimator outperforms the $\hat{\alpha}_1^G$ and $\hat{\alpha}_1^W$, especially when nuisance error is of high order. Denote the underlying nuisance errors are on the order of $O_p(n^{-r})$, the near-optimal performance of the doubly robust estimator is achieved once $r \geq 0.25$, whereas this is only achieved by the plug-in estimator when $r \approx 0.5$. One would only expect such low nuisance error, however, under correctly specified parametric models for $\hat{\mu}_{s,a}$, which would be unlikely in practical applications.

5 Application

Schizophrenia is a syndrome characterized by the presence of psychotic, negative, and cognitive symptoms that typically emerges during the first half of adult life. The course and outcomes of schizophrenia vary markedly across individuals, and there is potential for recovery. However, in most cases, schizophrenia is a “chronic, severe” and “highly disabling” condition that drives substantial social and occupational dysfunction. (National Institute of Mental Health, 2023) To rate the severity of schizophrenia symptoms, researchers frequently use the Positive and Negative Syndrome Scale (PANSS) total score (ranges from 30-200), and it closely relates to the clinical severity of patients (Leucht et al., 2005). The higher the score, the higher the severity of symptoms. Patients with PANSS scores higher than 90 are considered severe schizophrenia patients. Paliperidone extended-release (ER)

is an oral antipsychotic agent approved for treating schizophrenia by the US Food and Drug Administration and the European Agency for the Evaluation of Medicinal Products.

Davidson et al. (2007) and Marder et al. (2007) separately evaluated the efficacy and safety of paliperidone ER tablets (3 – 12 mg/day), as compared to the same placebo, for treating schizophrenia from two 6-week double-blind trials. However, the relative effect of the treatment in each target population (trial) remains unknown. In this study, using the two trials (called trial 0 and trial 1), we estimate the ratio of risks of PANSS score at week 6 after the treatment initiation greater than 90 between the assignment of paliperidone ER and placebo in trial 0 by the proposed method.

We include the patients assigned to either paliperidone ER or placebo and whose PANSS total scores were evaluated at baseline and week 6. The summary statistics for each variable included in each trial are given in Web Appendix R. In total, 732 patients were included. We include information on the patient’s gender, age, race, and PANSS baseline score. The two trials represent different populations. For instance, regarding race, trial 0 was dominated by White and Black, whereas 31% of the population in trial 1 were not White or Black.

This is a special case described in Section 3.1, wherein the target population, the treatment other than control, is the new experiment treatment, i.e., in both populations, the available treatments are both the same treatment and control. When the target population is a trial, we can further make the assumption, for $a = \{0, 1\}$, $E(Y^a|S = 0, X) = E(Y^a|S = 0, A = a, X)$. This enables us to identify the target parameters without transportability, i.e., using the data from only the target population. However, we expect that such estimators have larger variances. We give the corresponding efficient estimator in Web Appendix S. We then compare such efficient estimators with the proposed estimator described in Section 3.1.

Target parameter	Estimate		SD		95% CI	
	Method		Method		Method	
	1	2	1	2	1	2
$E(Y^1 S = 0)$	0.14	0.15	0.04	0.03	(0.06, 0.22)	(0.09, 0.21)
$E(Y^0 S = 0)$	0.31	0.31	0.05	0.05	(0.21, 0.40)	(0.21, 0.40)
$E(Y^1 S = 0)/E(Y^0 S = 0)$	0.46	0.49	0.12	0.10	(0.21, 0.68)	(0.31, 0.68)
$E(Y^1 S = 0) - E(Y^0 S = 0)$	-0.17	-0.15	0.06	0.05	(-0.29, -0.05)	(-0.26, -0.05)

Table 1: Estimates, standard deviations (SDs), and 95% confidence intervals (CIs) of the target parameters. Method 1 is described in Section 3.1, which uses the trial 1 and 0 population for the estimation, and method 2, described in Web Appendix S, only uses the trial 0 population. Both estimators are derived based on influence functions.

We used GLM to model the nuisance parameters and estimate both the marginal mean potential outcomes and their ratio under the target population trial 0. Table 1 shows the estimates standard deviations and 95% confidence intervals of target parameters with and without transporting the effects estimation from trial 1. Through comparison, it becomes evident that the estimates generated by the proposed method closely align with those directly derived from the trial data, thereby substantiating the soundness of the assumptions underpinning the proposed method. It is noteworthy that we intentionally chose the trial as our target population to facilitate a meaningful comparison of point estimates between the two methodologies.

However, it is essential to acknowledge that the methodology described in Section 3.1 operates on the premise that experimental treatment availability is not assumed within the target population. Consequently, it cannot establish the assumption of $E(Y^a|S = 0, X) = E(Y^a|S = 0, A = a, X)$ for $a = \{0, 1\}$. In other words, the proposed estimation cannot rely on individuals in the target population who were assigned to the experimental treatment. This fundamental distinction accounts for the increased variability observed in the estimates produced by the proposed method when compared to those assuming the

aforementioned conditions.

The results show that in the target population, Paliperidone ER can reduce about half the risk of having a PANSS score higher than 90 at week 6.

6 Discussion

Causal assumptions play a pivotal role in identifying and estimating causal target parameters. If these assumptions are not met, the resulting estimator becomes difficult to interpret and may be biased for . Within the realm of transportability, a conventional assumption often employed for transportability analysis is the transportability assumption for difference effect measures. However, sometimes this assumption may not align with real-world scenarios. In this work, from the common belief, we propose an alternative assumption—the transportability assumption of relative effect measure—for identifying the target parameter. This assumption may be more reasonable to make in certain real-world scenarios. With this assumption, we develop multiply (and rate) robust, and efficient estimators tailored to three common data structures, which enable the utilization of flexible machine-learning methods for estimating the target parameters.

The work identifies three distinct scenarios related to the presence or absence of confounding in the target population. The first two scenarios deal with situations where confounding is either absent (so modeling the conditional outcome means in the target population is not necessary for identifying the target parameter) or sufficiently controlled (so a nested regression model taking additional confounders into account for the outcomes in the target population is not necessary), thus simplifying the process of identifying target parameters. The third scenario, however, accounts for treatment variation and additional confounders, necessitating more complex models.

The three scenarios require different causal assumptions for identifying the target parameters, resulting in different conditions for deriving a robust and efficient estimator. Throughout the course of this development, numerous intriguing statistical challenges surfaced and were elucidated. For instance, 1) when it is necessary to model the outcomes in the target population, 2) the relationship of convergence requirements for the ratio of two outcome models and the ones for the two outcome models, 3) the interplay of convergence rates of the nested and outer regression models, 4) the connection and difference between parametric model robustness and rate robustness, and 5) the comprehension of multiple robustness. These challenges added depth and complexity to our statistical inquiry, shedding light on the nuanced intricacies inherent in our research pursuits.

Looking ahead, it would be beneficial to develop a hybrid estimator based on the hypothesis testing of the validity of the transportability assumption for difference effect measures, where the estimator is our proposed estimator when the test fails. We leave this as future work. Expanding this work to include survival outcomes and investigating heterogeneous treatment effects based on the proposed transportability assumption are also identified as valuable future directions.

Acknowledgments

This work was supported in part by Patient-Centered Outcomes Research Institute (PCORI) awards ME-2021C2-22365. The content is solely the responsibility of the authors and does not necessarily represent the official views of PCORI, PCORI's Board of Governors or PCORI's Methodology Committee.

This study, carried out under The Yale University Open Data Access (YODA) <https://yoda.yale.edu/> Project number 2022-5062, used data obtained from the Yale Univer-

sity Open Data Access Project, which has an agreement with Jassen Research & Development, L.L.C.. The interpretation and reporting of research using this data are solely the responsibility of the authors and do not necessarily represent the official views of the Yale University Open Data Access Project or Jassen Research & Development, L.L.C..

Data availability statement

Code to reproduce our simulations and the data analyses are provided on GitHub:

https://github.com/Guanbo-W/Transportability_RRAssumption.

The data analyzed can be obtained from the YODA, subject to approval by the YODA

<https://yoda.yale.edu/>

Supplementary Materials

Supplementary materials contain all the proofs and related theorems of this paper.

References

- Bickel, P. J., Klaassen, C. A., Wellner, J. A., and Ritov, Y. (1993). *Efficient and adaptive estimation for semiparametric models*. Johns Hopkins University Press Baltimore.
- Chernozhukov, V., Chetverikov, D., Demirer, M., Duflo, E., Hansen, C., Newey, W., and Robins, J. (2018). Double/debiased machine learning for treatment and structural parameters. *The Econometrics Journal*, 21(1):C1–C68.
- Dahabreh, I. J., Haneuse, S. J. A., Robins, J. M., Robertson, S. E., Buchanan, A. L., Stuart, E. A., and Hernán, M. A. (2021). Study designs for extending causal inferences from a

- randomized trial to a target population. *American journal of epidemiology*, 190(8):1632–1642.
- Dahabreh, I. J., Robertson, S. E., and Steingrimsson, J. A. (2022). Learning about treatment effects in a new target population under transportability assumptions for relative effect measures. *arXiv preprint arXiv:2202.11622*.
- Dahabreh, I. J., Robertson, S. E., Steingrimsson, J. A., Stuart, E. A., and Hernan, M. A. (2020). Extending inferences from a randomized trial to a new target population. *Statistics in medicine*, 39(14):1999–2014.
- Dahabreh, I. J., Robertson, S. E., Tchetgen Tchetgen, E. J., Stuart, E. A., and Hernán, M. A. (2018). Generalizing causal inferences from individuals in randomized trials to all trial-eligible individuals. *Biometrics*, 75(2):685–694.
- Davidson, M., Emsley, R., Kramer, M., Ford, L., Pan, G., Lim, P., and Eerdeken, M. (2007). Efficacy, safety and early response of paliperidone extended-release tablets (paliperidone er): results of a 6-week, randomized, placebo-controlled study. *Schizophrenia research*, 93(1-3):117–130.
- Deeks, J. J., Higgins, J. P., Altman, D. G., and Group, C. S. M. (2019). Chapter 10: Analysing data and undertaking meta-analyses. *Cochrane Handbook for Systematic Reviews of Interventions*, pages 241–284.
- Degtiar, I. and Rose, S. (2023). A review of generalizability and transportability. *Annual Review of Statistics and Its Application*, 10:501–524.
- Glasziou, P. P. and Irwig, L. M. (1995). An evidence based approach to individualising treatment. *BMJ*, 311(7016):1356–1359.

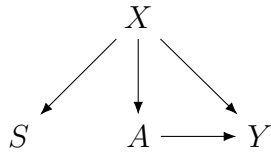
- Horowitz, J. L. (2009). *Semiparametric and nonparametric methods in econometrics*, volume 12. Springer.
- Huitfeldt, A., Goldstein, A., and Swanson, S. A. (2018). The choice of effect measure for binary outcomes: Introducing counterfactual outcome state transition parameters. *Epidemiologic Methods*, 7(1).
- Huitfeldt, A., Stensrud, M. J., and Suzuki, E. (2019a). On the collapsibility of measures of effect in the counterfactual causal framework. *Emerging Themes in Epidemiology*, 16(1):1–5.
- Huitfeldt, A., Swanson, S. A., Stensrud, M. J., and Suzuki, E. (2019b). Effect heterogeneity and variable selection for standardizing causal effects to a target population. *European Journal of Epidemiology*, 34(12):1119–1129.
- Kahan, B. C., Rehal, S., and Cro, S. (2015). Risk of selection bias in randomised trials. *Trials*, 16(1):1–7.
- Kennedy, E. H., Balakrishnan, S., and G’Sell, M. (2020). Sharp instruments for classifying compliers and generalizing causal effects. *The Annals of Statistics*, 48(4):2008–2030.
- Kennedy, E. H., Lorch, S., and Small, D. S. (2019). Robust causal inference with continuous instruments using the local instrumental variable curve. *Journal of the Royal Statistical Society: Series B (Statistical Methodology)*.
- Leucht, S., Kane, J. M., Kissling, W., Hamann, J., Etschel, E., and Engel, R. R. (2005). What does the panss mean? *Schizophrenia research*, 79(2-3):231–238.
- Marder, S. R., Kramer, M., Ford, L., Eerdeken, E., Lim, P., Eerdeken, M., and Lowy, A.

- (2007). Efficacy and safety of paliperidone extended-release tablets: results of a 6-week, randomized, placebo-controlled study. *Biological Psychiatry*, 62(12):1363–1370.
- National Institute of Mental Health (2023). Schizophrenia, U.S. Department of Health and Human Services, National Institutes of Health. Retrieved May 3, 2023, from <https://www.nimh.nih.gov/health/topics/schizophrenia>.
- Pearl, J. (2015). Generalizing experimental findings. *Journal of Causal Inference*, 3(2):259–266.
- Petersen, M. L., Porter, K. E., Gruber, S., Wang, Y., and van der Laan, M. J. (2012). Diagnosing and responding to violations in the positivity assumption. *Statistical Methods in Medical Research*, 21(1):31–54.
- Pfanzagl, J. (2012). *Contributions to a general asymptotic statistical theory*, volume 13. Springer Science & Business Media.
- Robertson, S. E., Steingrímsson, J. A., and Dahabreh, I. J. (2021). Using numerical methods to design simulations: revisiting the balancing intercept. *American Journal of Epidemiology*.
- Robins, J. M. and Greenland, S. (2000). Causal inference without counterfactuals: comment. *Journal of the American Statistical Association*, 95(450):431–435.
- Sarvet, A. L., Wanis, K. N., Stensrud, M. J., and Hernán, M. A. (2020). A graphical description of partial exchangeability. *Epidemiology (Cambridge, Mass.)*, 31(3):365.
- Schick, A. (1986). On asymptotically efficient estimation in semiparametric models. *The Annals of Statistics*, pages 1139–1151.

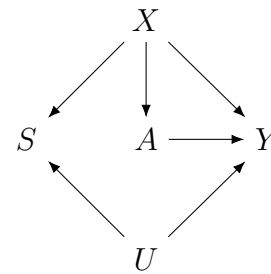
- Schwartz, L. M., Woloshin, S., Dvorin, E. L., and Welch, H. G. (2006). Ratio measures in leading medical journals: structured review of accessibility of underlying absolute risks. *BMJ*, 333(7581):1248.
- Spiegelman, D. and VanderWeele, T. J. (2017). Evaluating public health interventions: 6. modeling ratios or differences? let the data tell us. *American Journal of Public Health*, 107(7):1087–1091.
- Vaart, A. W. and Wellner, J. A. (1996). Weak convergence. In *Weak convergence and empirical processes*, pages 16–28. Springer.
- van Onzenoort, H. A., Menger, F. E., Neef, C., Verberk, W. J., Kroon, A. A., de Leeuw, P. W., and van der Kuy, P.-H. M. (2011). Participation in a clinical trial enhances adherence and persistence to treatment: a retrospective cohort study. *Hypertension*, 58(4):573–578.
- Westreich, D., Edwards, J. K., Lesko, C. R., Cole, S. R., and Stuart, E. A. (2019). Target validity and the hierarchy of study designs. *American journal of epidemiology*, 188(2):438–443.
- Westreich, D., Edwards, J. K., Lesko, C. R., Stuart, E., and Cole, S. R. (2017). Transportability of trial results using inverse odds of sampling weights. *American journal of epidemiology*, 186(8):1010–1014.

Supplementary material for “Efficient estimation of subgroup treatment effects using multi-source data”

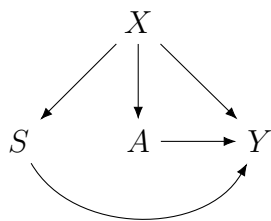
Web Appendix A Implications of the assumption (A4)



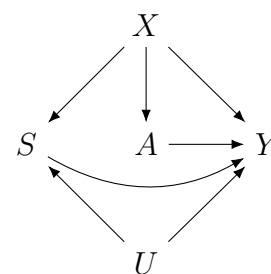
(a) DAG that satisfies (A4*)



(b) DAG that satisfies (A4), case 1



(c) DAG that satisfies (A4), case 2



(d) DAG that satisfies (A4), case 3

Figure S1: A figure with four subfigures

Figures S1a and S1b show the Directed Acyclic Graphs (DAGs) that are allowed by the assumption (A4*) and (A4), respectively. The assumption (A4) allows for unmeasured confounders to be a common cause of S and Y , which is not allowed by the assumption (A4*).

However, the assumption (A4) requires that the impact of the unmeasured confounder U on the outcome in the trial and target population can be canceled out in a multiplica-

Case	Quantity	$a = 0$	$a = 1$
1	$\log\{E(Y^a X, U)\}$	$m(X) + f(U)g_1(X)$	$m(X) + f(U)g_1(X) + r(X)$
2	$\log\{E(Y^{s,a} X)\}$	s=0 $m(X)$	$m(X) + r(X)$
		s=1 $m(X) + g_2(X)$	$m(X) + g_2(X) + r(X)$
3	$\log\{E(Y^{s,a} X, U)\}$	s=0 $m(X) + f(U)g_1(X)$	$m(X) + f(U)g_1(X) + r(X)$
		s=1 $m(X) + f(U)g_1(X) + g_2(X)$	$m(X) + f(U)g_1(X) + g_2(X) + r(X)$

Table S1: Hypothetical data generating mechanisms for a binary outcome.

tive fashion. For a more concrete illustration, we next present a possible data-generating mechanism (DGM) that satisfies (A4) but not (A4*). Suppose the interested outcomes are binary; consider case 1 in Table S1. Let $S = h(X, U)$ and denote $U_0(x)$ and $U_1(x)$ as the solutions to $0 = h(x, U)$ and $1 = h(x, U)$ for a given x respectively. The DGM satisfies (A4) because

$$\begin{aligned} \frac{E(Y^1|X = x, S = 1)}{E(Y^0|X = x, S = 1)} &= \frac{\exp[m(x) + f\{U_1(x)\}g_1(x) + r(x)]}{\exp[m(x) + f\{U_1(x)\}g_1(x)]} = \exp\{r(x)\}, \\ \frac{E(Y^1|X = x, S = 0)}{E(Y^0|X = x, S = 0)} &= \frac{\exp[m(x) + f\{U_0(x)\}g_1(x) + r(x)]}{\exp[m(x) + f\{U_0(x)\}g_1(x)]} = \exp\{r(x)\}, \\ \implies \frac{E(Y^1|X = x, S = 1)}{E(Y^0|X = x, S = 1)} &= \frac{E(Y^1|X = x, S = 0)}{E(Y^0|X = x, S = 0)} = \exp\{r(x)\}. \end{aligned}$$

That is, the assumption (A4) allows unmeasured confounders in Figure S1b such that in a same population (trial or target), maybe together with X , the impact on Y^1 and Y^0 are the same. Such unmeasured U can be, for example, the adherence.

In addition, the assumption (A4) also allows the causal structure where S is a direct

cause of Y , which is shown in Figure S1c. To see the reasons, we first introduce the counterfactual outcomes $Y^{s,a}$ where Y is allowed to be intervened by S . Next, we introduce two sets of assumptions that are equivalent to (imply and can be implied) the assumption (A4). That is, $\{(A4a), (A4b)\} \Leftrightarrow (A4) \Leftrightarrow \{(A4c), (A4d)\}$.

First, consider

(A4a): $E(Y^{s=0,a=0}|X = x) \neq 0$, $E(Y^{s=1,a=0}|X = x) \neq 0$, and

$$\frac{E(Y^{s=0,a=1}|X = x)}{E(Y^{s=0,a=0}|X = x)} = \frac{E(Y^{s=1,a=1}|X = x)}{E(Y^{s=1,a=0}|X = x)}.$$

(A4b): $E(Y^{s,a}|X = x) = E(Y^a|X = x, S = s)$. In terms of identification of the target parameters, we can replace the assumption (A4) with the assumptions (A4a) and (A4b). Now let us see what does (A4a) imply via a possible DGM, case 2 in Table S1. In such a case,

$$\begin{aligned} \frac{E(Y^{s=0,a=1}|X = x)}{E(Y^{s=0,a=0}|X = x)} &= \frac{\exp\{m(x) + r(x)\}}{\exp\{m(x)\}} = \exp\{r(x)\}, \\ \frac{E(Y^{s=1,a=1}|X = x)}{E(Y^{s=1,a=0}|X = x)} &= \frac{\exp\{m(x) + g_2(x) + r(x)\}}{\exp\{m(x)g_2(x)\}} = \exp\{r(x)\}, \\ \implies \frac{E(Y^{s=0,a=1}|X = x)}{E(Y^{s=0,a=0}|X = x)} &= \frac{E(Y^{s=1,a=1}|X = x)}{E(Y^{s=1,a=0}|X = x)} = \exp\{r(x)\}, \end{aligned}$$

which satisfies the assumption (A4a). That is, the DGMs that featured the following characteristics can satisfy the assumption (A4a), it allows X to affect Y^a differently in different populations (trial and target), as long as in a same population, X affects Y^1 and Y^0 to the same extent in the multiplicative fashion. The DAG in Figure S1c is compatible with such DGMs. Thus, we conclude that, the assumption (A4) allows S to be a direct causa of Y .

On the other hand, consider the other set of assumptions that is equal to assumption

(A4).

(A4c): $E(Y^{s=0,a=0}|X = x, S = 0) \neq 0, E(Y^{s=1,a=0}|X = x, S = 1) \neq 0$, and

$$\frac{E(Y^{s=0,a=1}|X = x, S = 0)}{E(Y^{s=0,a=0}|X = x, S = 0)} = \frac{E(Y^{s=1,a=1}|X = x, S = 1)}{E(Y^{s=1,a=0}|X = x, S = 1)}.$$

(A4d): $Y^{s,a} = Y^a$ if $S = s$.

Note that, for identification, the assumption (A4c) is enough, whereas both (A4a) and (A4b) are required. The DGM depicted in case 2 in Table S1 also satisfies the assumption (A4c). Apply the same logic, we arrive at the same conclusion, the assumption (A4) allows S to be a direct causa of Y .

Naturally, the DAG presented in Figure S1d and its associated possible DGM, the case 3 in Table S1 satisfied (A4) as well.

Web Appendix B Proof of Theorem 1

We will now show that under conditions (A1) through (A5), listed in the main text, the target parameters are identifiable.

Proof.

$$\begin{aligned}
 E(Y^1|S = 0) &= E \{ E(Y^1|X, S = 0)|S = 0 \} \\
 &= E \left\{ \frac{E(Y^1|X, S = 0)}{E(Y^0|X, S = 0)} E(Y^0|X, S = 0) \middle| S = 0 \right\} \\
 &= E \left\{ \frac{E(Y^1|X, S = 1)}{E(Y^0|X, S = 1)} E(Y^0|X, S = 0) \middle| S = 0 \right\} \\
 &= E \left\{ \frac{E(Y^1|X, S = 1, A = 1)}{E(Y^0|X, S = 1, A = 0)} E(Y^0|X, S = 0) \middle| S = 0 \right\} \\
 &= E \left\{ \frac{E(Y|X, S = 1, A = 1)}{E(Y|X, S = 1, A = 0)} E(Y|X, S = 0) \middle| S = 0 \right\}
 \end{aligned}$$

Here, the first step follows from the law of total expectation; the second from multiplying and dividing by $E(Y^0|X, S = 0)$ which is allowed by the positivity component of condition (A4); the third from the exchangeability component of condition (A4); the fourth from condition (A2), which allows us to write

$$\frac{E(Y^1|X = x, S = 1)}{E(Y^0|X = x, S = 1)} = \frac{E(Y^1|X = x, S = 1, A = 1)}{E(Y^0|X = x, S = 1, A = 0)}, \text{ for all } x \text{ with } f(x, S = 0) \neq 0;$$

and the fifth step follows because conditions (A1) and the special case considered in this section, $S = 0 \implies A = 0$ allow us to write

$$E(Y^0|X = x, S = 0) = E(Y^0|X = x, S = 0, A = 0)$$

$$= E(Y|X = x, S = 0, A = 0) = E(Y|X = x, S = 0),$$

and condition (A1) allows us to write

$$\frac{E(Y^1|X = x, S = 1, A = 1)}{E(Y^0|X = x, S = 1, A = 0)} = \frac{E(Y|X = x, S = 1, A = 1)}{E(Y|X = x, S = 1, A = 0)},$$

for all x with $f(x, S = 0) \neq 0$.

On the other hand,

$$\begin{aligned} E(Y^1|S = 0) &= \frac{1}{\Pr(S = 0)} E\{Y^1 I(S = 0)\} \\ &= \frac{1}{\Pr(S = 0)} E [E\{Y^1 I(S = 0)|X\}] \\ &= \frac{1}{\Pr(S = 0)} E [E(Y^1|X, S = 0) \Pr(S = 0|X)] \\ &= \frac{1}{\Pr(S = 0)} E \left\{ \frac{E(Y|X, S = 1, A = 1)}{E(Y|X, S = 1, A = 0)} E(Y|X, S = 0) \Pr(S = 0|X) \right\} \\ &= \frac{1}{\Pr(S = 0)} E \left\{ \frac{E(Y|X, S = 1, A = 1)}{E(Y|X, S = 1, A = 0)} E\{Y I(S = 0)|X\} \right\} \\ &= \frac{1}{\Pr(S = 0)} E \left\{ \frac{E(Y|X, S = 1, A = 1)}{E(Y|X, S = 1, A = 0)} Y I(S = 0) \right\} \\ &= E \left\{ \frac{E(Y|X, S = 1, A = 1)}{E(Y|X, S = 1, A = 0)} Y \middle| S = 0 \right\}. \end{aligned}$$

Next, we prove the identification results under the weighting strategy.

$$\begin{aligned} E(Y^1|S = 0) &= E \left\{ \frac{E(Y|X, S = 1, A = 1)}{E(Y|X, S = 1, A = 0)} E(Y|X, S = 0) \middle| S = 0 \right\} \\ &= E \left\{ \frac{E(Y|X, S = 0)}{E(Y|X, S = 1, A = 0)} E \left\{ \frac{SAY}{\Pr(S = 1|X) \Pr(A = 1|X, S = 1)} \middle| X \right\} \middle| S = 0 \right\} \end{aligned}$$

$$\begin{aligned}
&= \frac{1}{\Pr(S=0)} \mathbb{E} \left\{ (1-S) \frac{\mathbb{E}(Y|X, S=0)}{\mathbb{E}(Y|X, S=1, A=0)} \mathbb{E} \left\{ \frac{SAY}{\Pr(S=1|X) \Pr(A=1|X, S=1)} \middle| X \right\} \right\} \\
&= \frac{1}{\Pr(S=0)} \mathbb{E} \left\{ \frac{\Pr(S=0|X)}{\Pr(S=1|X)} \frac{\mathbb{E}(Y|X, S=0)}{\mathbb{E}(Y|X, S=1, A=0)} \frac{SAY}{\Pr(A=1|X, S=1)} \right\}.
\end{aligned}$$

In addition,

$$\begin{aligned}
\mathbb{E}(Y^1|S=0) &= \mathbb{E} \left\{ \frac{\mathbb{E}(Y|X, S=1, A=1)}{\mathbb{E}(Y|X, S=1, A=0)} \frac{\mathbb{E}(Y|X, S=0)}{\mathbb{E}(Y|X, S=1, A=0)} \mathbb{E}(Y|X, S=1, A=0) \middle| S=0 \right\} \\
&= \mathbb{E} \left\{ \frac{\mathbb{E}(Y|X, S=1, A=1)}{\mathbb{E}(Y|X, S=1, A=0)} \frac{\mathbb{E}(Y|X, S=0)}{\mathbb{E}(Y|X, S=1, A=0)} \right. \\
&\quad \left. \mathbb{E} \left\{ \frac{S(1-A)Y}{\Pr(S=1|X) \Pr(A=0|X, S=1)} \middle| X \right\} \middle| S=0 \right\} \\
&= \frac{1}{\Pr(S=0)} \mathbb{E} \left\{ (1-S) \frac{\mathbb{E}(Y|X, S=1, A=1)}{\mathbb{E}(Y|X, S=1, A=0)} \frac{\mathbb{E}(Y|X, S=0)}{\mathbb{E}(Y|X, S=1, A=0)} \right. \\
&\quad \left. \mathbb{E} \left\{ \frac{S(1-A)Y}{\Pr(S=1|X) \Pr(A=0|X, S=1)} \middle| X \right\} \right\} \\
&= \frac{1}{\Pr(S=0)} \mathbb{E} \left\{ \frac{\mathbb{E}(Y|X, S=1, A=1)}{\mathbb{E}(Y|X, S=1, A=0)} \frac{\mathbb{E}(Y|X, S=0)}{\mathbb{E}(Y|X, S=1, A=0)} \right. \\
&\quad \left. \frac{\Pr(S=0|X)}{\Pr(S=1|X)} \frac{S(1-A)Y}{\Pr(A=0|X, S=1)} \right\}.
\end{aligned}$$

Since $S=0 \implies A=0$, the outcomes in the target population are unconfounded, that is, $Y^0 = Y$ in $\{S=0\}$. Therefore, $\beta_1 = \mathbb{E}(Y^0|S=0) = \mathbb{E}(Y|S=0)$. \square

Web Appendix C Properties of $\widehat{\kappa}$

Lemma 1. For the above defined $\widehat{\kappa}(\tilde{x}) = \{n^{-1} \sum_{i=1}^n I(\tilde{X} = \tilde{x}, S_i = s)\}^{-1}$,

$$(i) I(\widehat{\kappa}(\tilde{x})^{-1} = 0) = o_p(n^{-1/2})$$

$$(ii) \widehat{\kappa}(\tilde{x}) \xrightarrow{P} \kappa(\tilde{x}).$$

Proof. For any $\varepsilon > 0$,

$$\begin{aligned} & \Pr\{|\sqrt{n}I(\widehat{\kappa}(\tilde{x})^{-1} = 0) - 0| > \varepsilon\} \\ & \leq \Pr\{\widehat{\kappa}(\tilde{x})^{-1} = 0\} = 1 - \{\kappa(\tilde{x})^{-1}\}^n \\ & \rightarrow 0, \quad \text{as } n \rightarrow \infty \quad (\text{By assumption } A6). \end{aligned}$$

By Weak Law of Large Numbers, $\forall \varepsilon$, we have $\Pr\{|\widehat{\kappa}(\tilde{x})^{-1} - \kappa(\tilde{x})^{-1}| > \varepsilon\}$, as $n \rightarrow \infty$. Next, fix any $\varepsilon > 0$, set $\kappa \equiv \Pr\{\tilde{X} = \tilde{x}, S = s\}/2$, we have

$$\begin{aligned} & \Pr\{|\widehat{\kappa}(\tilde{x}) - \kappa(\tilde{x})| > \varepsilon\} \\ & \leq \Pr\left\{\widehat{\kappa}(\tilde{x})^{-1} \geq \kappa, \left|\widehat{\kappa}(\tilde{x}) - \kappa(\tilde{x})\right| > \varepsilon\right\} + \Pr\{\widehat{\kappa}(\tilde{x})^{-1} < \kappa\} \\ & \leq \Pr\{|\widehat{\kappa}(\tilde{x})^{-1} - \kappa(\tilde{x})^{-1}| \geq 2\kappa^2\varepsilon\} + \Pr\{|\widehat{\kappa}(\tilde{x})^{-1} - \kappa(\tilde{x})^{-1}| > \kappa\} \\ & \rightarrow 0, \quad \text{as } n \rightarrow \infty \end{aligned}$$

□

Web Appendix D Proof of Theorem 2

Proof. Recall that under the nonparametric model, \mathcal{M}_{np} , for the observable data O , the density of the law of the observable data can be written as

$$p(r, x, a, y) = p(s)p(x|s)p(a|x, s)p(y|a, x, s).$$

Under this model, the tangent space is the Hilbert space of mean zero random variables with finite variance. It can be decomposed as $L_2^0 = \Lambda_S \oplus \Lambda_{X|S} \oplus \Lambda_{A|S, X} \oplus \Lambda_{Y|S, X, A}$. We now derive the influence function for α_1 under this nonparametric model.

Recall that

$$\alpha_1 \equiv \text{E} \left\{ \frac{\text{E}(Y|X, S = 1, A = 1)}{\text{E}(Y|X, S = 1, A = 0)} \text{E}(Y|X, S = 0) \middle| S = 0 \right\} = \text{E} \left\{ \frac{\mu_{1,1}(X)}{\mu_{1,0}(X)} \mu_{0,0}(X) \middle| S = 0 \right\}.$$

We will use the path differentiability of α_1 to obtain the efficient influence function under the non-parametric model for the observed data (Bickel et al., 1993). To do so, we examine the derivative of $\alpha_{1,p_t}(X)$ with respect to t ; where the subscript p_t denotes the dependence of α_1 on a one-dimensional parametric sub-model p_t , indexed by $t \in [0, 1)$, with $t = 0$ denoting the “true” data law.

Utilizing the law of total expectation, the tricks of $\text{E} \{ \text{E}(u|w)v \} = \text{E} \{ \text{E}(v|w)u \}$, subtracting the mean zero terms, and $\text{E}(A|B) = \text{E} \left\{ \frac{I(B=b)}{\text{Pr}(B=b)} A \right\}$ when B is discrete repeatedly, we have

$$\begin{aligned} & \left. \frac{\partial \alpha_{1,p_t}}{\partial t} \right|_{t=0} \\ &= \left. \frac{\partial}{\partial t} \text{E}_{p_t} \left\{ \frac{\mu_{1,1,p_t}(X)}{\mu_{1,0,p_t}(X)} \mu_{0,p_t}(X) \middle| S = 0 \right\} \right|_{t=0} \end{aligned}$$

$$\begin{aligned}
&= \underbrace{\frac{\partial}{\partial t} \mathbb{E}_{p_t} \left\{ \frac{\mu_{1,1,p_0}(X)}{\mu_{1,0,p_0}(X)} \mu_{0,p_0}(X) \middle| S=0 \right\}}_{(1)} \bigg|_{t=0} + \underbrace{\mathbb{E}_{p_0} \left\{ \frac{\frac{\partial}{\partial t} \mu_{1,1,p_t}(X) \big|_{t=0}}{\mu_{1,0,p_0}(X)} \mu_{0,p_0}(X) \middle| S=0 \right\}}_{(2)} + \\
&\underbrace{\mathbb{E}_{p_0} \left\{ \frac{\mu_{1,1,p_0}(X)}{\frac{\partial}{\partial t} \mu_{1,0,p_t}(X) \big|_{t=0}} \mu_{0,p_0}(X) \middle| S=0 \right\}}_{(3)} + \underbrace{\mathbb{E}_{p_0} \left\{ \frac{\mu_{1,1,p_0}(X)}{\mu_{1,0,p_0}(X)} \frac{\partial}{\partial t} \mu_{0,p_t}(X) \big|_{t=0} \middle| S=0 \right\}}_{(4)}.
\end{aligned}$$

Next, we calculate each term by turn. Denote the score function by $g(\cdot)$.

$$\begin{aligned}
(1) &= \mathbb{E}_{p_0} \left\{ \frac{1-S}{\Pr(S=0)} \frac{\mu_{1,1,p_0}(X)}{\mu_{1,0,p_0}(X)} \mu_{0,p_0}(X) g_{X|S}(O) \right\} \\
&= \mathbb{E}_{p_0} \left\{ \frac{1-S}{\Pr(S=0)} \frac{\mu_{1,1,p_0}(X)}{\mu_{1,0,p_0}(X)} \mu_{0,p_0}(X) g(O) \right\} \\
&= \mathbb{E}_{p_0} \left[\frac{1-S}{\Pr(S=0)} \left\{ \frac{\mu_{1,1,p_0}(X)}{\mu_{1,0,p_0}(X)} \mu_{0,p_0}(X) - \alpha_1 \right\} g(O) \right].
\end{aligned}$$

The second equation follows by the fact that $\frac{1-S}{\Pr(S=0)} \frac{\mu_{1,1,p_0}(X)}{\mu_{1,0,p_0}(X)} \mu_{0,p_0}(X) \{g_S(O) + g_{A|S,X}(O) + g_{Y|S,X,A}(O)\}$ is mean zero, and the third one follows because α_1 is perpendicular to $g(O)$ given S . The derivation of terms (2)-(4) are similar, we take the derivation of (2) as an example below

$$\begin{aligned}
(2) &= \mathbb{E}_{p_0} \left\{ \frac{\mu_{0,p_0}(X)}{\mu_{1,0,p_0}(X)} \frac{\partial}{\partial t} \mu_{1,1,p_t}(X) \big|_{t=0} \middle| S=0 \right\} \\
&= \mathbb{E}_{p_0} \left(\frac{\mu_{0,p_0}(X)}{\mu_{1,0,p_0}(X)} \mathbb{E}_{p_0} \left[\{Y - \mu_{1,1,p_0}(X)\} g_{Y|X,A=1,S=1}(O) \middle| X, A=1, S=1 \right] \middle| S=0 \right) \\
&= \mathbb{E}_{p_0} \left(\frac{1-S}{\Pr(S=0)} \frac{\mu_{0,p_0}(X)}{\mu_{1,0,p_0}(X)} \mathbb{E}_{p_0} \left[\frac{AS}{q(X) \Pr(S=1|X)} \{Y - \mu_{1,1,p_0}(X)\} g_{Y|X,A,S}(O) \middle| X \right] \right)
\end{aligned}$$

$$\begin{aligned}
&= E_{p_0} \left[\frac{\Pr(S=0|X)}{\Pr(S=0)} \frac{\mu_{0,p_0}(X)}{\mu_{1,0,p_0}(X)} \frac{AS}{q(X)\Pr(S=1|X)} \{Y - \mu_{1,1,p_0}(X)\} g_{Y|X,A,S}(O) \right] \\
&= E_{p_0} \left[\frac{\Pr(S=0|X)}{\Pr(S=0)} \frac{\mu_{0,p_0}(X)}{\mu_{1,0,p_0}(X)} \frac{AS}{q(X)\Pr(S=1|X)} \{Y - \mu_{1,1,p_0}(X)\} g(O) \right] \\
&= E_{p_0} \left[\frac{1}{\Pr(S=0)} S \tau(X) \frac{\mu_{0,p_0}(X)}{\mu_{1,0,p_0}(X)} \frac{A}{q(X)} \{Y - \mu_{1,1,p_0}(X)\} g(O) \right].
\end{aligned}$$

Similar to (2), (4) = $E_{p_0} \left[\frac{1-S}{\Pr(S=0)} \frac{\mu_{1,1,p_0}(X)}{\mu_{1,0,p_0}(X)} \{Y - \mu_{0,p_0}(X)\} g(O) \right]$. Applying the chain rule of derivative, and similar to above, (3) is,

$$- E_{p_0} \left[\frac{1}{\Pr(S=0)} S \tau(X) \frac{\mu_{1,1,p_0}(X) \mu_{0,p_0}(X)}{\{\mu_{1,0,p_0}(X)\}^2} \frac{(1-A)}{\{1-q(X)\}} \{Y - \mu_{1,0,p_0}(X)\} g(O) \right].$$

After algebra re-arrangement, we conclude that the influence function of α_1 is $A(O, \boldsymbol{\eta})$. The same result can be obtained using other identification results.

By applying basic nonparametric theory and chain rules, it is trivial to derive other influence functions. □

Web Appendix E Proof of Theorem 3

Proof. For general functions $\tilde{\eta}$ define

$$H(\tilde{\eta}) = \tilde{\kappa} \left((1 - S) \frac{\tilde{\mu}_{1,1}(X)}{\tilde{\mu}_{1,0}(X)} Y + S \tilde{\tau}(X) \frac{\tilde{\mu}_{0,0}(X)}{\tilde{\mu}_{1,0}(X)} \left[\frac{A}{\tilde{q}(X)} \{Y - \tilde{\mu}_{1,1}(X)\} - \frac{\tilde{\mu}_{1,1}(X)}{\tilde{\mu}_{1,0}(X)} \frac{1 - A}{1 - \tilde{q}(X)} \{Y - \tilde{\mu}_{1,0}(X)\} \right] \right).$$

Therefore, $\hat{\alpha}_1 = \mathbb{P}_n \{H(\hat{\eta})\}$.

We observe that we can decompose $\hat{\alpha}_1 - \alpha_1$ into three parts as below.

$$\begin{aligned} \hat{\alpha}_1 - \alpha_1 &= \mathbb{P}_n \{H(\hat{\eta})\} - \mathbb{P} \{H(\eta)\} \\ &= \underbrace{(\mathbb{P}_n - \mathbb{P}) \{H(\hat{\eta}) - H(\eta)\}}_1 + \underbrace{\mathbb{P} \{H(\hat{\eta}) - H(\eta)\}}_2 + \underbrace{(\mathbb{P}_n - \mathbb{P}) H(\eta)}_3. \end{aligned}$$

Working on term 1, note that

$$\begin{aligned} & \|H(\hat{\eta}) - H(\eta)\| \\ &= \left\| \hat{\kappa} \left((1 - S) \frac{\hat{\mu}_{1,1}(X)}{\hat{\mu}_{1,0}(X)} Y \right. \right. \\ &\quad \left. \left. + S \hat{\tau}(X) \frac{\hat{\mu}_{0,0}(X)}{\hat{\mu}_{1,0}(X)} \left[\frac{A}{\hat{q}(X)} \{Y - \hat{\mu}_{1,1}(X)\} - \frac{1 - A}{1 - \hat{q}(X)} \frac{\hat{\mu}_{1,1}(X)}{\hat{\mu}_{1,0}(X)} \{Y - \hat{\mu}_{1,0}(X)\} \right] \right) \right. \\ &\quad \left. - \kappa \left((1 - S) \frac{\mu_{1,1}(X)}{\mu_{1,0}(X)} Y \right. \right. \\ &\quad \left. \left. + S \tau(X) \frac{\mu_{0,0}(X)}{\mu_{1,0}(X)} \left[\frac{A}{q(X)} \{Y - \mu_{1,1}(X)\} - \frac{1 - A}{1 - q(X)} \frac{\mu_{0,0}(X)}{\mu_{1,0}(X)} \{Y - \mu_{1,0}(X)\} \right] \right) \right\| \end{aligned}$$

$$\begin{aligned}
&\leq \left\| \widehat{\kappa} \left((1-S) \left[\left\{ \frac{\widehat{\mu}_{1,1}(X)}{\widehat{\mu}_{1,0}(X)} - \frac{\mu_{1,1}(X)}{\mu_{1,0}(X)} \right\} Y + \right. \right. \right. \\
&\quad \left. \left. \left. S \widehat{\tau}(X) \frac{\widehat{\mu}_{0,0}(X)}{\widehat{\mu}_{1,0}(X)} \left[\frac{A}{\widehat{q}(X)} \{ \widehat{\mu}_{1,1}(X) - \mu_{1,1}(X) \} - \frac{1-A}{1-\widehat{q}(X)} \frac{\widehat{\mu}_{1,1}(X)}{\widehat{\mu}_{0,0}(X)} \{ \widehat{\mu}_{1,0}(X) - \mu_{1,0}(X) \} \right] \right] \right) \right\| \\
&\quad + \left\| (\widehat{\kappa} - \kappa) \left((1-S) \frac{\mu_{1,1}(X)}{\mu_{1,0}(X)} Y + \right. \right. \\
&\quad \left. \left. S \tau(X) \frac{\mu_{0,0}(X)}{\mu_{1,0}(X)} \left[\frac{A}{q(X)} \{ Y - \mu_{1,1}(X) \} - \frac{1-A}{1-q(X)} \frac{\mu_{0,0}(X)}{\mu_{1,0}(X)} \{ Y - \mu_{1,0}(X) \} \right] \right) \right\| + \\
&\quad \left\| \widehat{\kappa} \left(AS \left\{ \frac{\widehat{\mu}_{0,0}(X) \widehat{\tau}(X)}{\widehat{\mu}_{1,0}(X) \widehat{q}(X)} - \frac{\mu_{0,0}(X) \tau(X)}{\mu_{1,0}(X) q(X)} \right\} \{ Y - \mu_{1,1}(X) \} + \right. \right. \\
&\quad \left. \left. (1-A) S \left[\frac{\widehat{\mu}_{1,1}(X) \widehat{\mu}_{0,0}(X) \widehat{\tau}(X)}{\widehat{\mu}_{1,0}(X)^2 \{ 1 - \widehat{q}(X) \}} - \frac{\mu_{1,1}(X) \mu_{0,0}(X) \tau(X)}{\mu_{1,0}(X)^2 \{ 1 - q(X) \}} \right] \{ Y - \mu_{1,0}(X) \} \right) \right\| \\
&\lesssim \| \widehat{\mu}_{0,0}(X) - \mu_{0,0}(X) \| + \| \widehat{\mu}_{1,0}(X) - \mu_{1,0}(X) \| + \| \widehat{\mu}_{1,1}(X) - \mu_{1,1}(X) \| + \\
&\quad \| \widehat{\tau}(X) - \tau(X) \| + \| \widehat{q}(X) - q(X) \| + \| \widehat{\kappa} - \kappa \|.
\end{aligned}$$

Working on term 2, we have

$$\begin{aligned}
&\mathbb{E}\{H(\widehat{\boldsymbol{\eta}}) - H(\boldsymbol{\eta})\} \\
&= (\widehat{\kappa} - \kappa) \alpha_1 / \kappa + \widehat{\kappa} \\
&\quad \mathbb{E} \left(\Pr(S=0|X) \left[\frac{\widehat{\mu}_{1,1}(X)}{\widehat{\mu}_{1,0}(X)} \mu_{0,0}(X) - \frac{\mu_{1,1}(X)}{\mu_{1,0}(X)} \mu_{0,0}(X) \right] + \Pr(S=1|X) \widehat{\tau}(X) \frac{\widehat{\mu}_{0,0}(X)}{\widehat{\mu}_{1,0}(X)} \right. \\
&\quad \left. \left[\frac{q(X)}{\widehat{q}(X)} \{ \mu_{1,1}(X) - \widehat{\mu}_{1,1}(X) \} + \frac{1-q(X)}{1-\widehat{q}(X)} \frac{\widehat{\mu}_{1,1}(X)}{\widehat{\mu}_{1,0}(X)} \{ \mu_{1,0}(X) - \widehat{\mu}_{1,0}(X) \} \right] \right) \\
&= (\widehat{\kappa} - \kappa) \alpha_1 / \kappa + \widehat{\kappa} \mathbb{E} \left(\Pr(S=0|X) \left[\left\{ \frac{\widehat{\mu}_{1,1}(X)}{\widehat{\mu}_{1,0}(X)} - \frac{\mu_{1,1}(X)}{\mu_{1,0}(X)} \right\} \mu_{0,0}(X) + \right. \right.
\end{aligned}$$

$$\begin{aligned}
& \left. \frac{\hat{\tau}(X)q(X)\hat{\mu}_{0,0}(X)}{\tau(X)\hat{q}(X)\hat{\mu}_{1,0}(X)}\{\mu_{1,1}(X) - \hat{\mu}_{1,1}(X)\} + \frac{1 - q(X)}{1 - \hat{q}(X)} \frac{\hat{\tau}(X)\hat{\mu}_{0,0}(X)\hat{\mu}_{1,1}(X)}{\tau(X)\hat{\mu}_{1,0}(X)^2}\{\hat{\mu}_{1,0}(X) - \mu_{1,0}(X)\} \right] \Bigg) \\
& = (\hat{\kappa} - \kappa)\alpha_1/\kappa + \hat{\kappa} \\
& \mathbb{E} \left(\Pr(S = 0|X) \left[\frac{\mu_{0,0}(X)}{\mu_{1,0}(X)}\{\hat{\mu}_{1,1}(X) - \mu_{1,1}(X)\} + \frac{\mu_{0,0}(X)\hat{\mu}_{1,1}(X)}{\mu_{1,0}(X)\hat{\mu}_{1,0}(X)}\{\mu_{1,0}(X) - \hat{\mu}_{1,0}(X)\} + \right. \right. \\
& \left. \left. \frac{\hat{\tau}(X)q(X)\hat{\mu}_{0,0}(X)}{\tau(X)\hat{q}(X)\hat{\mu}_{1,0}(X)}\{\mu_{1,1}(X) - \hat{\mu}_{1,1}(X)\} + \frac{1 - q(X)}{1 - \hat{q}(X)} \frac{\hat{\tau}(X)\hat{\mu}_{0,0}(X)\hat{\mu}_{1,1}(X)}{\tau(X)\hat{\mu}_{1,0}(X)^2}\{\hat{\mu}_{1,0}(X) - \mu_{1,0}(X)\} \right] \right) \\
& = (\hat{\kappa} - \kappa)\alpha_1/\kappa + \hat{\kappa} \mathbb{E} \left(\Pr(S = 0|X) \left[\left\{ \frac{\mu_{0,0}(X)}{\mu_{1,0}(X)} - \frac{\hat{\tau}(X)q(X)\hat{\mu}_{0,0}(X)}{\tau(X)\hat{q}(X)\hat{\mu}_{1,0}(X)} \right\} \{\hat{\mu}_{1,1}(X) - \mu_{1,1}(X)\} + \right. \right. \\
& \left. \left. \frac{\hat{\mu}_{1,1}(X)}{\hat{\mu}_{1,0}(X)} \left\{ \frac{1 - q(X)}{1 - \hat{q}(X)} \frac{\hat{\tau}(X)\hat{\mu}_{0,0}(X)}{\tau(X)\hat{\mu}_{1,0}(X)} - \frac{\mu_{0,0}(X)}{\mu_{1,0}(X)} \right\} \{\hat{\mu}_{1,0}(X) - \mu_{1,0}(X)\} \right] \right) \\
& = (\hat{\kappa} - \kappa)\alpha_1/\kappa + R_{1n} \\
& \lesssim (\hat{\kappa} - \kappa)\alpha_1/\kappa + \\
& O_p \left\{ (\|\hat{\mu}_{1,1}(X) - \mu_{1,1}(X)\| + \|\hat{\mu}_{1,0}(X) - \mu_{1,0}(X)\|) (\|\hat{r}_S(X) - r_S(X)\| + \|\hat{\tau}(X) - \tau(X)\|) \right\}.
\end{aligned}$$

Alternatively, we have

$$\begin{aligned}
& \mathbb{E}\{H(\hat{\boldsymbol{\eta}}) - H(\boldsymbol{\eta})\} \\
& = (\hat{\kappa} - \kappa)\alpha_1/\kappa + \hat{\kappa} \\
& \mathbb{E} \left(\Pr(S = 0|X) \left[\left\{ \frac{\hat{\mu}_{1,1}(X)}{\hat{\mu}_{1,0}(X)} - \frac{\mu_{1,1}(X)}{\mu_{1,0}(X)} \right\} \mu_{0,0}(X) + \left\{ \frac{\mu_{1,1}(X)}{\mu_{1,0}(X)} - \frac{\hat{\mu}_{1,1}(X)}{\hat{\mu}_{1,0}(X)} \right\} \frac{\hat{\tau}(X)q(X)}{\tau(X)\hat{q}(X)} \hat{\mu}_{0,0}(X) + \right. \right. \\
& \left. \left. \frac{\mu_{1,1}(X)}{\mu_{1,0}(X)} \frac{\hat{\tau}(X)q(X)}{\tau(X)\hat{q}(X)} \hat{\mu}_{0,0}(X) - \frac{\mu_{1,1}(X)}{\mu_{1,0}(X)} \frac{\hat{\tau}(X)q(X)}{\tau(X)\hat{q}(X)} \hat{\mu}_{0,0}(X) + \right. \right. \\
& \left. \left. \left\{ \frac{\mu_{1,1}(X)}{\mu_{1,0}(X)} - \frac{\hat{\mu}_{1,1}(X)}{\hat{\mu}_{1,0}(X)} \right\} \frac{1 - q(X)}{1 - \hat{q}(X)} \frac{\hat{\tau}(X)\hat{\mu}_{0,0}(X)}{\tau(X)\hat{\mu}_{1,0}(X)} \{\hat{\mu}_{1,0}(X) - \mu_{1,0}(X)\} \right] \right)
\end{aligned}$$

$$\begin{aligned}
& + \frac{\mu_{1,1}(X)}{\mu_{1,0}(X)} \frac{1 - q(X)}{1 - \hat{q}(X)} \frac{\hat{\tau}(X) \hat{\mu}_{0,0}(X)}{\tau(X) \hat{\mu}_{1,0}(X)} \left\{ \hat{\mu}_{1,0}(X) - \mu_{1,0}(X) \right\} \Bigg] \Bigg) \\
& = (\hat{\kappa} - \kappa) \alpha_1 / \kappa + \hat{\kappa} \\
& \mathbb{E} \left(\Pr(S = 0 | X) \left[\left\{ \frac{\hat{\mu}_{1,1}(X)}{\hat{\mu}_{1,0}(X)} - \frac{\mu_{1,1}(X)}{\mu_{1,0}(X)} \right\} \right. \right. \\
& \quad \left[\mu_{0,0}(X) - \frac{\hat{\tau}(X) q(X)}{\tau(X) \hat{q}(X)} \hat{\mu}_{0,0}(X) + \frac{\hat{\tau}(X) (1 - q(X))}{\tau(X) (1 - \hat{q}(X))} \hat{\mu}_{0,0}(X) \left\{ 1 - \frac{\mu_{1,0}(X)}{\hat{\mu}_{1,0}(X)} \right\} \right. \\
& \quad \left. \left. + \frac{\mu_{1,1}(X)}{\mu_{1,0}(X)} \frac{q(X)}{\hat{q}(X)} \frac{\hat{\tau}(X) \hat{\mu}_{0,0}(X)}{\tau(X) \hat{\mu}_{1,0}(X)} \left\{ \hat{\mu}_{1,0}(X) - \mu_{1,0}(X) \right\} \left\{ 1 - \frac{1 - q(X) \hat{q}(X)}{1 - \hat{q}(X) q(X)} \right\} \right] \right] \Bigg) \\
& = (\hat{\kappa} - \kappa) \alpha_1 / \kappa + R_{1n} \\
& \lesssim (\hat{\kappa} - \kappa) \alpha_1 / \kappa + \\
& \quad \left\| \frac{\hat{\mu}_{1,1}(X)}{\hat{\mu}_{1,0}(X)} - \frac{\mu_{1,1}(X)}{\mu_{1,0}(X)} \right\| \left\{ \|\hat{\mu}_{0,0}(X) - \mu_{0,0}(X)\| + \|\hat{\mu}_{1,0}(X) - \mu_{1,0}(X)\| + \|\hat{\tau}(X) - \tau(X)\| \right\} \\
& \quad + \|\hat{q}(X) - q(X)\| \left\{ \left\| \frac{\hat{\mu}_{1,1}(X)}{\hat{\mu}_{1,0}(X)} - \frac{\mu_{1,1}(X)}{\mu_{1,0}(X)} \right\| + \|\hat{\mu}_{1,0}(X) - \mu_{1,0}(X)\| \right\} \\
& \lesssim (\hat{\kappa} - \kappa) \alpha_1 / \kappa + \\
& \quad O_p \left\{ (\|\hat{r}_A(X) - r_A(X)\|) (\|\hat{\mu}_{0,0}(X) - \mu_{0,0}(X)\| + \|\hat{\mu}_{1,0}(X) - \mu_{1,0}(X)\| + \|\hat{\tau}(X) - \tau(X)\|) \right\}
\end{aligned}$$

Because κ^{-1} is an empirical average of $\Pr(S = 0)$, it is trivial to see that i) $I(\hat{\kappa}^{-1} = 0) = o_p(n^{-1/2})$, and ii) $\hat{\kappa} \xrightarrow{P} \kappa$. Note that we also assume $\|\hat{q}(X) - q(X)\| = o_p(n^{-1/2})$. Therefore, by assumptions (a3), we have $\|H(\hat{\boldsymbol{\eta}}) - H(\boldsymbol{\eta})\| = o_p(1)$, so that by Lemma 2 of Kennedy et al. (2020), term 1, $(\mathbb{P}_n - \mathbb{P})\{H(\hat{\boldsymbol{\eta}}) - H(\boldsymbol{\eta})\} = o_p(n^{-1/2})$. Combine terms 2 and 3, we have

$$\mathbb{P}\{H(\hat{\boldsymbol{\eta}}) - H(\boldsymbol{\eta})\} + (\mathbb{P}_n - \mathbb{P})H(\boldsymbol{\eta})$$

$$= \mathbb{P}_n\{A(O, \boldsymbol{\eta})\} + R_{1n} + \left\{\frac{\widehat{\kappa}}{\kappa} - 1\right\}\alpha_1 + \left\{\frac{\kappa}{\widehat{\kappa}} - 1\right\}\alpha_1,$$

Factoring and simplifying the last two terms yields $-\{\widehat{\kappa} - \kappa\}^2\alpha_1/\widehat{\kappa}\kappa$, which is $o_p(n^{-1/2})$ by the central limit theorem.

Therefore, combining terms 1, 2 and 3, we conclude

$$\widehat{\alpha}_1 - \alpha_1 = \mathbb{P}_n\{A(O, \boldsymbol{\eta})\} + R_{1n} + o_p(n^{-1/2}).$$

In particular, if $R_{1n} = o_p(n^{-1/2})$, then

$$\sqrt{n}(\widehat{\alpha}_1 - \alpha_1) \rightsquigarrow \mathcal{N}[0, \mathbb{E}\{A(O, \boldsymbol{\eta})^2\}].$$

That is, $\widehat{\alpha}_1$ is non-parametric efficient.

The estimator of β_1 is the empirical average of $Y(1 - S)$. According to non-parametric theory, it is trivial to see that, without any conditions, $\sqrt{n}(\widehat{\beta}_1 - \beta_1) \rightsquigarrow \mathcal{N}[0, \mathbb{E}\{B(O)^2\}]$. Since we just use chain rules to derive the influence functions of ϕ_1 and ψ_1 , with the same conditions hold for $\widehat{\alpha}_1$, we have $\sqrt{n}(\widehat{\phi}_1 - \phi_1) \rightsquigarrow \mathcal{N}[0, \mathbb{E}\{\Phi_1(O, \boldsymbol{\eta})^2\}]$, and $\sqrt{n}(\widehat{\psi}_1 - \psi_1) \rightsquigarrow \mathcal{N}[0, \mathbb{E}\{\Psi_1(O, \boldsymbol{\eta})^2\}]$. \square

Web Appendix F Efficient estimation under (A4*)

The following theorem gives the identification results of α_1 if replacing the assumption (A4) with (A4*).

Theorem S8. *When all the target population can only access to control, under conditions (A1) through (A3), (A4*), and (A5), α_1 can be identified by $E\{\mu_{1,1}(X)|S=0\}$ and $E\{S\tau(X)A/q(X)Y|S=0\}$. In addition, β_1 can be identified by $E(Y|S=0)$. Then ϕ_1 and ψ_1 can then be identified by α_1/β_1 and $\alpha_1 - \beta_1$ respectively.*

The following theorem gives the influence function of α_1 if replacing the assumption (A4) with (A4*).

Theorem S9. *When all the target population can only access to control, under conditions (A1) through (A3), (A4*), and (A5), the non-parametric influence function of α_1 , $A'_1(O, \boldsymbol{\eta}_1)$ is*

$$A'_1\{O; \mu_{1,1}(X), \tau(X), q(X)\} = \kappa \left((1-S)\{\mu_{1,1}(X) - \alpha_1\} + S\tau(X)\frac{A}{q(X)}\{Y - \mu_{1,1}(X)\} \right).$$

The influence function of β_1 is $B_1(O) = Y(1-S) - \beta_1$. Assuming α_1 is independent of β_1 , the influence functions of ϕ_1 and ψ_1 are $\Phi'_1(O, \boldsymbol{\eta}_1) = \frac{1}{\beta_1}\{A'_1(O, \boldsymbol{\eta}_1) - \phi_1 B_1(O)\}$ and $\Psi'_1(O, \boldsymbol{\eta}_1) = A'_1(O, \boldsymbol{\eta}_1) - B_1(O)$ respectively.

Then the proposed estimator is $\hat{\alpha}'_1 = \kappa \mathbb{P}_n \left[(1-S)\hat{\mu}_{1,1}(X) + S\hat{\tau}(X)\frac{A}{\hat{q}(X)}\{Y - \hat{\mu}_{1,1}(X)\} \right]$. The following theorem gives the asymptotic properties of $\hat{\alpha}'_1$.

Theorem S10. *If assumptions (a1) through (a3) hold, then $\hat{\alpha}'_1 - \alpha_1 = \mathbb{P}_n\{A'_1(O, \boldsymbol{\eta}_1)\} +$*

$R'_{1n} + o_p(n^{-1/2})$, where R'_{1n} satisfies

$$R'_{1n} \lesssim O_p(\|\widehat{\mu}_{1,1}(X) - \mu_{1,1}(X)\| \|\widehat{\tau}(X) - \tau(X)\|),$$

In particular, if $R'_{1n} = o_p(n^{-1/2})$, then $\sqrt{n}(\widehat{\alpha}'_1 - \alpha_1) \rightsquigarrow \mathcal{N}[0, \mathbf{E}\{A'_1(O, \boldsymbol{\eta}_1)^2\}]$.

For $\widehat{\beta}_1$, we have $\sqrt{n}(\widehat{\beta}_1 - \beta_1) \rightsquigarrow \mathcal{N}[0, \mathbf{E}\{B_1(O)^2\}]$. With the above conditions hold, $\sqrt{n}(\widehat{\phi}'_1 - \phi_1) \rightsquigarrow \mathcal{N}[0, \mathbf{E}\{\Phi'_1(O, \boldsymbol{\eta}_1)^2\}]$, and $\sqrt{n}(\widehat{\psi}'_1 - \psi_1) \rightsquigarrow \mathcal{N}[0, \mathbf{E}\{\Psi'_1(O, \boldsymbol{\eta}_1)^2\}]$.

The proofs of the above theorems are trivial given the proofs of Theorems 1 to 3.

Web Appendix G Proof of Theorem 4

We will now show that under conditions (A1) through (A7), listed in the main text, the target parameters are identifiable.

Proof.

$$\begin{aligned}
 \alpha_2 &= E(Y^1|S = 0) = E \{ E(Y^1|X, S = 0)|S = 0 \} \\
 &= E \left\{ \frac{E(Y^1|X, S = 0)}{E(Y^0|X, S = 0)} E(Y^0|X, S = 0) \middle| S = 0 \right\} \\
 &= E \left\{ \frac{E(Y^1|X, S = 1)}{E(Y^0|X, S = 1)} E(Y^0|X, S = 0) \middle| S = 0 \right\} \\
 &= E \left\{ \frac{E(Y^1|X, S = 1, A = 1)}{E(Y^0|X, S = 1, A = 0)} E(Y^0|X, S = 0) \middle| S = 0 \right\} \\
 &= E \left\{ \frac{E(Y^1|X, S = 1, A = 1)}{E(Y^0|X, S = 1, A = 0)} E(Y^0|X, S = 0, A = 0) \middle| S = 0 \right\} \\
 &= E \left\{ \frac{E(Y|X, S = 1, A = 1)}{E(Y|X, S = 1, A = 0)} E(Y|X, S = 0, A = 0) \middle| S = 0 \right\},
 \end{aligned}$$

where the first step follows from the law of total expectation; the second from multiplying and dividing by $E(Y^0|X, S = 0)$, which is allowed by the positivity component of condition (A4); the third from the exchangeability component of condition (A4); the fourth from condition (A2); the fifth from condition (A6); and the last from condition (A1).

Furthermore, using the law of total expectation and conditions (A1), (A6), and (A7) we can write,

$$\begin{aligned}
 \beta_2 &= E(Y^0|S = 0) = E \{ E(Y^0|X, S = 0)|S = 0 \} \\
 &= E \{ E(Y^0|X, S = 0, A = 0)|S = 0 \} \\
 &= E \{ E(Y|X, S = 0, A = 0)|S = 0 \}.
 \end{aligned}$$

All quantities in the expressions above are well-defined by condition (A3), the positivity component of condition (A4), condition (A6), and condition (A7).

The derivation of the weighting estimators follows the same logic as Web Appendix B. Taken together, the above results show that, under conditions (A1) through (A7), we can identify the causal mean ratio in the target population by $\phi_2 = \alpha_2/\beta_2$ and the causal mean difference in the target population by $\psi_2 = \alpha_2 - \beta_2$. \square

Web Appendix H Proof of Theorem 5

Proof. Recall that under the nonparametric model, \mathcal{M}_{np} , for the observable data O , the density of the law of the observable data can be written as

$$p(r, x, a, y) = p(s)p(x|s)p(a|x, s)p(y|a, x, s).$$

Under this model, the tangent space is the Hilbert space of mean zero random variables with finite variance. It can be decomposed as $L_2^0 = \Lambda_S \oplus \Lambda_{X|S} \oplus \Lambda_{A|S,X} \oplus \Lambda_{Y|S,X,A}$.

Recall that

$$\alpha_2 \equiv \text{E} \left\{ \frac{\text{E}(Y|X, S = 1, A = 1)}{\text{E}(Y|X, S = 1, A = 0)} \text{E}(Y|X, S = 0, A = 0) \middle| S = 0 \right\} = \text{E} \left\{ \frac{\mu_{1,1}(X)}{\mu_{1,0}(X)} \mu_{0,0}(X) \middle| S = 0 \right\}.$$

We will use the path differentiability of α_2 to obtain the efficient influence function under the non-parametric model for the observed data (Bickel et al., 1993). To do so, we examine the derivative of $\alpha_{2,p_t}(X)$ with respect to t ; where the subscript p_t denotes the dependence of α_2 on a one-dimensional parametric sub-model p_t , indexed by $t \in [0, 1)$, with $t = 0$ denoting the “true” data law.

Utilizing the law of total expectation, the tricks of $\text{E} \{ \text{E}(u|w)v \} = \text{E} \{ \text{E}(v|w)u \}$, subtracting the mean zero terms, and $\text{E}(A|B) = \text{E} \left\{ \frac{I(B = b)}{\text{Pr}(B = b)} A \right\}$ when B is discrete repeatedly, we have

$$\begin{aligned} & \left. \frac{\partial \alpha_{2,p_t}}{\partial t} \right|_{t=0} \\ &= \left. \frac{\partial}{\partial t} \text{E}_{p_t} \left\{ \frac{\mu_{1,1,p_t}(X)}{\mu_{1,0,p_t}(X)} \mu_{0,0,p_t}(X) \middle| S = 0 \right\} \right|_{t=0} \end{aligned}$$

$$\begin{aligned}
&= \underbrace{\frac{\partial}{\partial t} \mathbb{E}_{p_t} \left\{ \frac{\mu_{1,1,p_0}(X)}{\mu_{1,0,p_0}(X)} \mu_{0,0,p_0}(X) \middle| S = 0 \right\}}_{(1)} \bigg|_{t=0} + \underbrace{\mathbb{E}_{p_0} \left\{ \frac{\frac{\partial}{\partial t} \mu_{1,1,p_t}(X) \big|_{t=0}}{\mu_{1,0,p_0}(X)} \mu_{0,0,p_0}(X) \middle| S = 0 \right\}}_{(2)} + \\
&\underbrace{\mathbb{E}_{p_0} \left\{ \frac{\mu_{1,1,p_0}(X)}{\frac{\partial}{\partial t} \mu_{1,0,p_t}(X) \big|_{t=0}} \mu_{0,0,p_0}(X) \middle| S = 0 \right\}}_{(3)} + \underbrace{\mathbb{E}_{p_0} \left\{ \frac{\mu_{1,1,p_0}(X)}{\mu_{1,0,p_0}(X)} \frac{\partial}{\partial t} \mu_{0,0,p_t}(X) \big|_{t=0} \middle| S = 0 \right\}}_{(4)}.
\end{aligned}$$

Next, we calculate each term by turn. Denote the score function by $g(\cdot)$.

$$\begin{aligned}
(1) &= \mathbb{E}_{p_0} \left\{ \frac{1-S}{\Pr(S=0)} \frac{\mu_{1,1,p_0}(X)}{\mu_{1,0,p_0}(X)} \mu_{0,0,p_0}(X) g_{X|S}(O) \right\} \\
&= \mathbb{E}_{p_0} \left\{ \frac{1-S}{\Pr(S=0)} \frac{\mu_{1,1,p_0}(X)}{\mu_{1,0,p_0}(X)} \mu_{0,0,p_0}(X) g(O) \right\} \\
&= \mathbb{E}_{p_0} \left[\frac{1-S}{\Pr(S=0)} \left\{ \frac{\mu_{1,1,p_0}(X)}{\mu_{1,0,p_0}(X)} \mu_{0,0,p_0}(X) - \alpha_2 \right\} g(O) \right].
\end{aligned}$$

The second equation follows by the fact that $\frac{1-S}{\Pr(S=0)} \frac{\mu_{1,1,p_0}(X)}{\mu_{1,0,p_0}(X)} \mu_{0,0,p_0}(X) \{g_S(O) + g_{A|S,X}(O) + g_{Y|S,X,A}(O)\}$ is mean zero, and the third one follows because α_2 is perpendicular to $g(O)$ given S . Next, take the derivation of (2) as an example below

$$\begin{aligned}
(2) &= \mathbb{E}_{p_0} \left\{ \frac{\mu_{0,0,p_0}(X)}{\mu_{1,0,p_0}(X)} \frac{\partial}{\partial t} \mu_{1,1,p_t}(X) \bigg|_{t=0} \middle| S = 0 \right\} \\
&= \mathbb{E}_{p_0} \left(\frac{\mu_{0,0,p_0}(X)}{\mu_{1,0,p_0}(X)} \mathbb{E}_{p_0} \left[\{Y - \mu_{1,1,p_0}(X)\} g_{Y|X,A=1,S=1}(O) \middle| X, A = 1, S = 1 \right] \middle| S = 0 \right) \\
&= \mathbb{E}_{p_0} \left(\frac{1-S}{\Pr(S=0)} \frac{\mu_{0,0,p_0}(X)}{\mu_{1,0,p_0}(X)} \mathbb{E}_{p_0} \left[\frac{AS}{q(X) \Pr(S=1|X)} \{Y - \mu_{1,1,p_0}(X)\} g_{Y|X,A,S}(O) \middle| X \right] \right)
\end{aligned}$$

$$\begin{aligned}
&= E_{p_0} \left[\frac{\Pr(S=0|X) \mu_{0,0,p_0}(X)}{\Pr(S=0)} \frac{AS}{\mu_{1,0,p_0}(X) q(X) \Pr(S=1|X)} \{Y - \mu_{1,1,p_0}(X)\} g_{Y|X,A,S}(O) \right] \\
&= E_{p_0} \left[\frac{\Pr(S=0|X) \mu_{0,0,p_0}(X)}{\Pr(S=0)} \frac{AS}{\mu_{1,0,p_0}(X) q(X) \Pr(S=1|X)} \{Y - \mu_{1,1,p_0}(X)\} g(O) \right] \\
&= E_{p_0} \left[\frac{1}{\Pr(S=0)} S \tau(X) \frac{\mu_{0,p_0}(X)}{\mu_{1,0,p_0}(X)} \frac{A}{q(X)} \{Y - \mu_{1,1,p_0}(X)\} g(O) \right].
\end{aligned}$$

Similar to (2), (4) = $E_{p_0} \left[\frac{1-S}{\Pr(S=0)} \frac{\mu_{1,1}(X)}{\mu_{1,0}(X)} \frac{1-A}{\pi(X)} \{Y - \mu_{0,0}(X)\} g(O) \right]$. Applying the chain rule of derivative, and similar to above, (3) is,

$$- E_{p_0} \left[\frac{1}{\Pr(S=0)} S \tau(X) \frac{\mu_{1,1,p_0}(X) \mu_{0,0,p_0}(X)}{\{\mu_{1,0,p_0}(X)\}^2} \frac{(1-A)}{\{1-q(X)\}} \{Y - \mu_{1,0,p_0}(X)\} g(O) \right].$$

After some algebra re-arrangement, we conclude that the influence function of α_2 is $\alpha_2(O, \boldsymbol{\eta})$.

It is trivial to derive the influence function of β_2 given the above proof. By the chain rule, it is easy to derive the influence function of ϕ_2 and ψ_2 .

□

Web Appendix I Proof of Corollary 3.1

Proof. We first show the semiparametric efficient influence function is also $\alpha_2(O, \boldsymbol{\eta})$. Under the non-parametric model, the Hilbert space can be decomposed as $L_2^0 = \Lambda_S \oplus \Lambda_{X|S} \oplus \Lambda_{A|X,S} \oplus \Lambda_{Y|A,X,S}$. Now after incorporating the knowledge of the probability $\Pr(A = 0|X, S = 0)$ will change the decomposition to $L_2^0 = \Lambda_S \oplus \Lambda_{X|S} \oplus \Lambda_{Y|A,X,S}$. According to the total law of expectation, the first term $\kappa(1 - S) \frac{\mu_{1,1}(X)}{\mu_{1,0}(X)} \{\mu_{0,0}(X) - \alpha_2\}$ is a function of S and X and is mean zero. Therefore, it belongs to $\Lambda_S \oplus \Lambda_{X|S}$. All the other terms are functions of (S, X, A, Y) and are mean zero conditional on (X, A, S) . Thus, they belong to $\Lambda_{Y|X,A,S}$. We then conclude that $\alpha_2(O, \boldsymbol{\eta})$ belongs to $\Lambda_S \oplus \Lambda_{X|S} \oplus \Lambda_{Y|X,A,S}$, which indicates that the unique influence function $\alpha_2(O, \boldsymbol{\eta})$ under the non-parametric model is also the efficient influence function under the semiparametric model which incorporate the restrictions. \square

Web Appendix J Proof of Theorem 6

Proof. For general functions $\tilde{\boldsymbol{\eta}}_2$ define

$$H(\tilde{\boldsymbol{\eta}}_2) = \tilde{\kappa} \left((1 - S) \left[\frac{\tilde{\mu}_{1,1}(X)}{\tilde{\mu}_{1,0}(X)} \tilde{\mu}_{0,0}(X) + \frac{1 - A}{\tilde{\pi}(X)} \frac{\tilde{\mu}_{1,1}(X)}{\tilde{\mu}_{1,0}(X)} \{Y - \tilde{\mu}_{0,0}(X)\} \right] \right. \\ \left. + S\tilde{\tau}(X) \frac{\tilde{\mu}_{0,0}(X)}{\tilde{\mu}_{1,0}(X)} \left[\frac{A}{\tilde{q}(X)} \{Y - \tilde{\mu}_{1,1}(X)\} - \frac{\tilde{\mu}_{1,1}(X)}{\tilde{\mu}_{1,0}(X)} \frac{1 - A}{1 - \tilde{q}(X)} \{Y - \tilde{\mu}_{1,0}(X)\} \right] \right).$$

Using notation from Vaart and Wellner (1996), define $\mathbb{P}_n\{v(W)\} = n^{-1} \sum_{i=1}^n v(W_i)$ for some function v and a random variable W . Using this notation, $\hat{\alpha}_2 = \mathbb{P}_n\{H(\hat{\boldsymbol{\eta}}_2)\}$.

We observe that we can decompose $\hat{\alpha}_2 - \alpha_2$ into three parts as below.

$$\hat{\alpha}_2 - \alpha_2 = \mathbb{P}_n\{H(\hat{\boldsymbol{\eta}}_2)\} - \mathbb{P}\{H(\boldsymbol{\eta}_2)\} \\ = \underbrace{(\mathbb{P}_n - \mathbb{P})\{H(\hat{\boldsymbol{\eta}}_2) - H(\boldsymbol{\eta}_2)\}}_1 + \underbrace{\mathbb{P}\{H(\hat{\boldsymbol{\eta}}_2) - H(\boldsymbol{\eta}_2)\}}_2 + \underbrace{(\mathbb{P}_n - \mathbb{P})H(\boldsymbol{\eta}_2)}_3.$$

Working on term 1, note that

$$\|H(\hat{\boldsymbol{\eta}}_2) - H(\boldsymbol{\eta}_2)\| \\ = \left\| \hat{\kappa} \left((1 - S) \left[\frac{\hat{\mu}_{1,1}(X)}{\hat{\mu}_{1,0}(X)} \hat{\mu}_{0,0}(X) + \frac{1 - A}{\hat{\pi}(X)} \frac{\hat{\mu}_{1,1}(X)}{\hat{\mu}_{1,0}(X)} \{Y - \hat{\mu}_{0,0}(X)\} \right] \right. \right. \\ \left. \left. + S\hat{\tau}(X) \frac{\hat{\mu}_{0,0}(X)}{\hat{\mu}_{1,0}(X)} \left[\frac{A}{\hat{q}(X)} \{Y - \hat{\mu}_{1,1}(X)\} - \frac{1 - A}{1 - \hat{q}(X)} \frac{\hat{\mu}_{1,1}(X)}{\hat{\mu}_{1,0}(X)} \{Y - \hat{\mu}_{1,0}(X)\} \right] \right] \right) - \\ \kappa \left((1 - S) \left[\frac{\mu_{1,1}(X)}{\mu_{1,0}(X)} \mu_{0,0}(X) + \frac{1 - A}{\pi(X)} \frac{\mu_{1,1}(X)}{\mu_{1,0}(X)} \{Y - \mu_{0,0}(X)\} \right] \right. \\ \left. \left. + S\tau(X) \frac{\mu_{0,0}(X)}{\mu_{1,0}(X)} \left[\frac{A}{q(X)} \{Y - \mu_{1,1}(X)\} - \frac{1 - A}{1 - q(X)} \frac{\mu_{0,0}(X)}{\mu_{1,0}(X)} \{Y - \mu_{1,0}(X)\} \right] \right] \right) \right\|$$

$$\begin{aligned}
&\leq \left\| \widehat{\kappa} \left((1-S) \left[\left\{ \frac{\widehat{\mu}_{1,1}(X)}{\widehat{\mu}_{1,0}(X)} \widehat{\mu}_{0,0}(X) - \frac{\mu_{1,1}(X)}{\mu_{1,0}(X)} \mu_{0,0}(X) \right\} + \right. \right. \right. \\
&\quad \left. \left. \frac{1-A}{1-\widehat{\pi}(X)} \frac{\widehat{\mu}_{1,1}(X)}{\widehat{\mu}_{1,0}(X)} \{ \mu_{0,0}(X) - \widehat{\mu}_{0,0}(X) \} + \right. \right. \\
&\quad \left. \left. S \widehat{\tau}(X) \frac{\widehat{\mu}_{0,0}(X)}{\widehat{\mu}_{1,0}(X)} \left[\frac{A}{\widehat{q}(X)} \{ \widehat{\mu}_{1,1}(X) - \mu_{1,1}(X) \} - \frac{1-A}{1-\widehat{q}(X)} \frac{\widehat{\mu}_{1,1}(X)}{\widehat{\mu}_{0,0}(X)} \{ \widehat{\mu}_{1,0}(X) - \mu_{1,0}(X) \} \right] \right] \right) \Big\| \\
&\quad + \left\| (\widehat{\kappa} - \kappa) \left((1-S) \left[\frac{\mu_{1,1}(X)}{\mu_{1,0}(X)} \mu_{0,0}(X) + \frac{1-A}{\pi(X)} \frac{\mu_{1,1}(X)}{\mu_{1,0}(X)} \{ Y - \mu_{0,0}(X) \} \right] + \right. \right. \\
&\quad \left. \left. S \tau(X) \frac{\mu_{0,0}(X)}{\mu_{1,0}(X)} \left[\frac{A}{q(X)} \{ Y - \mu_{1,1}(X) \} - \frac{1-A}{1-q(X)} \frac{\mu_{0,0}(X)}{\mu_{1,0}(X)} \{ Y - \mu_{1,0}(X) \} \right] \right) \right\| + \\
&\quad \left\| \widehat{\kappa} \left((1-A)(1-S) \left[\frac{\widehat{\mu}_{1,1}(X)}{\widehat{\mu}_{1,0}(X) \{ 1 - \widehat{\pi}(X) \}} - \frac{\mu_{1,1}(X)}{\mu_{1,0}(X) \{ 1 - \pi(X) \}} \right] \{ Y - \mu_{0,0}(X) \} + \right. \right. \\
&\quad \left. \left. AS \left\{ \frac{\widehat{\mu}_{0,0}(X) \widehat{\tau}(X)}{\widehat{\mu}_{1,0}(X) \widehat{q}(X)} - \frac{\mu_{0,0}(X) \tau(X)}{\mu_{1,0}(X) q(X)} \right\} \{ Y - \mu_{1,1}(X) \} + \right. \right. \\
&\quad \left. \left. (1-A)S \left[\frac{\widehat{\mu}_{1,1}(X) \widehat{\mu}_{0,0}(X) \widehat{\tau}(X)}{\widehat{\mu}_{1,0}(X)^2 \{ 1 - \widehat{q}(X) \}} - \frac{\mu_{1,1}(X) \mu_{0,0}(X) \tau(X)}{\mu_{1,0}(X)^2 \{ 1 - q(X) \}} \right] \{ Y - \mu_{1,0}(X) \} \right] \right) \Big\| \\
&\lesssim \|\widehat{\mu}_{0,0}(X) - \mu_{0,0}(X)\| + \|\widehat{\mu}_{1,0}(X) - \mu_{1,0}(X)\| + \|\widehat{\mu}_{1,1}(X) - \mu_{1,1}(X)\| + \\
&\quad \|\widehat{\tau}(X) - \tau(X)\| + \|\widehat{q}(X) - q(X)\| + \|\widehat{\pi}(X) - \pi(X)\| + \|\widehat{\kappa} - \kappa\|.
\end{aligned}$$

Because κ^{-1} is an empirical average of $\Pr(S = 0)$, it is trivial to see that i) $I(\widehat{\kappa}^{-1} = 0) = o_p(n^{-1/2})$, and ii) $\widehat{\kappa} \xrightarrow{P} \kappa$. Note that we also assume $\|\widehat{q}(X) - q(X)\| = o_p(n^{-1/2})$. Therefore, by assumptions (a3), we have $\|H(\widehat{\boldsymbol{\eta}}_2) - H(\boldsymbol{\eta}_2)\| = o_p(1)$, so that by Lemma 2 of Kennedy et al. (2020), $(\mathbb{P}_n - \mathbb{P})\{H(\widehat{\boldsymbol{\eta}}_2) - H(\boldsymbol{\eta}_2)\} = o_p(n^{-1/2})$.

Working on term 2, we have

$$\mathbb{E}\{H(\widehat{\boldsymbol{\eta}}_2) - H(\boldsymbol{\eta}_2)\}$$

$$\begin{aligned}
& =(\widehat{\kappa} - \kappa)\alpha_2/\kappa + \widehat{\kappa} \\
& \quad \mathbb{E} \left(\Pr(S = 0|X) \left[\frac{\widehat{\mu}_{1,1}(X)}{\widehat{\mu}_{1,0}(X)} \widehat{\mu}_{0,0}(X) - \frac{\mu_{1,1}(X)}{\mu_{1,0}(X)} \mu_{0,0}(X) + \frac{\pi(X)}{\widehat{\pi}(X)} \frac{\widehat{\mu}_{1,1}(X)}{\widehat{\mu}_{1,0}(X)} \right. \right. \\
& \quad \left. \left. \{\mu_{0,0}(X) - \widehat{\mu}_{0,0}(X)\} \right] + \Pr(S = 1|X) \widehat{\tau}(X) \frac{\widehat{\mu}_{0,0}(X)}{\widehat{\mu}_{1,0}(X)} \left[\frac{q(X)}{\widehat{q}(X)} \{\mu_{1,1}(X) - \widehat{\mu}_{1,1}(X)\} + \right. \right. \\
& \quad \left. \left. \frac{1 - q(X)}{1 - \widehat{q}(X)} \frac{\widehat{\mu}_{1,1}(X)}{\widehat{\mu}_{1,0}(X)} \{\mu_{1,0}(X) - \widehat{\mu}_{1,0}(X)\} \right] \right) \\
& =(\widehat{\kappa} - \kappa)\alpha_2/\kappa + \widehat{\kappa} \\
& \quad \mathbb{E} \left(\Pr(S = 0|X) \left[\frac{\widehat{\mu}_{1,1}(X)}{\widehat{\mu}_{1,0}(X)} \{\widehat{\mu}_{0,0}(X) - \mu_{0,0}(X)\} + \left\{ \frac{\widehat{\mu}_{1,1}(X)}{\widehat{\mu}_{1,0}(X)} - \frac{\mu_{1,1}(X)}{\mu_{1,0}(X)} \right\} \mu_{0,0}(X) + \right. \right. \\
& \quad \frac{\pi(X)}{1 - \widehat{\pi}(X)} \frac{\widehat{\mu}_{1,1}(X)}{\widehat{\mu}_{1,0}(X)} \{\mu_{0,0}(X) - \widehat{\mu}_{0,0}(X)\} + \frac{\widehat{\tau}(X)q(X)\widehat{\mu}_{0,0}(X)}{\tau(X)\widehat{q}(X)\widehat{\mu}_{1,0}(X)} \{\mu_{1,1}(X) - \widehat{\mu}_{1,1}(X)\} + \\
& \quad \left. \left. \frac{1 - q(X)}{1 - \widehat{q}(X)} \frac{\widehat{\tau}(X)\widehat{\mu}_{0,0}(X)\widehat{\mu}_{1,1}(X)}{\tau(X)\widehat{\mu}_{1,0}(X)^2} \{\widehat{\mu}_{1,0}(X) - \mu_{1,0}(X)\} \right] \right) \\
& =(\widehat{\kappa} - \kappa)\alpha_2/\kappa + \widehat{\kappa} \\
& \quad \mathbb{E} \left(\Pr(S = 0|X) \left[\frac{\widehat{\mu}_{1,1}(X)}{\widehat{\mu}_{1,0}(X)} \frac{\pi(X) - \widehat{\pi}(X)}{\pi(X)} \{\widehat{\mu}_{0,0}(X) - \mu_{0,0}(X)\} + \frac{\mu_{0,0}(X)}{\mu_{1,0}(X)} \right. \right. \\
& \quad \left. \left. \{\widehat{\mu}_{1,1}(X) - \mu_{1,1}(X)\} + \frac{\mu_{0,0}(X)}{\mu_{1,0}(X)} \frac{\widehat{\mu}_{1,1}(X)}{\widehat{\mu}_{1,0}(X)} \{\mu_{1,0}(X) - \widehat{\mu}_{1,0}(X)\} + \frac{\widehat{\tau}(X)q(X)\widehat{\mu}_{0,0}(X)}{\tau(X)\widehat{q}(X)\widehat{\mu}_{1,0}(X)} \right. \right. \\
& \quad \left. \left. \{\mu_{1,1}(X) - \widehat{\mu}_{1,1}(X)\} + \frac{1 - q(X)}{1 - \widehat{q}(X)} \frac{\widehat{\tau}(X)\widehat{\mu}_{0,0}(X)\widehat{\mu}_{1,1}(X)}{\tau(X)\widehat{\mu}_{1,0}(X)^2} \{\widehat{\mu}_{1,0}(X) - \mu_{1,0}(X)\} \right] \right) \\
& =(\widehat{\kappa} - \kappa)\alpha_2/\kappa + \widehat{\kappa}
\end{aligned}$$

$$\begin{aligned}
& \mathbb{E} \left(\Pr(S = 0|X) \left[\frac{\widehat{\mu}_{1,1}(X) \pi(X) - \widehat{\pi}(X)}{\widehat{\mu}_{1,0}(X) \pi(X)} \{\widehat{\mu}_{0,0}(X) - \mu_{0,0}(X)\} + \right. \right. \\
& \left. \left. \left\{ \frac{\mu_{0,0}(X)}{\mu_{1,0}(X)} - \frac{\widehat{\tau}(X)q(X)\widehat{\mu}_{0,0}(X)}{\tau(X)\widehat{q}(X)\widehat{\mu}_{1,0}(X)} \right\} \{\widehat{\mu}_{1,1}(X) - \mu_{1,1}(X)\} + \right. \right. \\
& \left. \left. \frac{\widehat{\mu}_{1,1}(X)}{\widehat{\mu}_{1,0}(X)} \left\{ \frac{1 - q(X) \widehat{\tau}(X)\widehat{\mu}_{0,0}(X)}{1 - \widehat{q}(X) \tau(X)\widehat{\mu}_{1,0}(X)} - \frac{\mu_{0,0}(X)}{\mu_{1,0}(X)} \right\} \{\widehat{\mu}_{1,0}(X) - \mu_{1,0}(X)\} \right] \right) \\
& \lesssim \|\widehat{\mu}_{0,0}(X) - \mu_{0,0}(X)\| \cdot \|\widehat{\pi}(X) - \pi(X)\| + \left\{ \|\widehat{\mu}_{1,1}(X) - \mu_{1,1}(X)\| + \|\widehat{\mu}_{1,0}(X) - \mu_{1,0}(X)\| \right\} \\
& \quad + \left\{ \left\| \frac{\widehat{\mu}_{0,0}(X)}{\widehat{\mu}_{1,0}(X)} - \frac{\mu_{0,0}(X)}{\mu_{1,0}(X)} \right\| + \|\widehat{q}(X) - q(X)\| + \|\widehat{\tau}(X) - \tau(X)\| \right\}.
\end{aligned}$$

Alternatively, we have

$$\begin{aligned}
& \mathbb{E}\{H(\widehat{\boldsymbol{\eta}}_2) - H(\boldsymbol{\eta}_2)\} \\
& = (\widehat{\kappa} - \kappa)\alpha_2/\kappa + \widehat{\kappa} \\
& \quad \mathbb{E} \left(\Pr(S = 0|X) \left[\frac{\widehat{\mu}_{1,1}(X) \pi(X) - \widehat{\pi}(X)}{\widehat{\mu}_{1,0}(X) \pi(X)} \{\widehat{\mu}_{0,0}(X) - \mu_{0,0}(X)\} + \left\{ \frac{\widehat{\mu}_{1,1}(X)}{\widehat{\mu}_{1,0}(X)} - \frac{\mu_{1,1}(X)}{\mu_{1,0}(X)} \right\} \right. \right. \\
& \quad \mu_{0,0}(X) + \frac{\widehat{\mu}_{1,1}(X) \widehat{\tau}(X)q(X)}{\widehat{\mu}_{1,0}(X) \tau(X)\widehat{q}(X)} \widehat{\mu}_{0,0}(X) - \frac{\widehat{\mu}_{1,1}(X) \widehat{\tau}(X)q(X)}{\widehat{\mu}_{1,0}(X) \tau(X)\widehat{q}(X)} \widehat{\mu}_{0,0}(X) + \\
& \quad \left. \left. \frac{1 - q(X) \widehat{\tau}(X)\widehat{\mu}_{0,0}(X)\widehat{\mu}_{1,1}(X)}{1 - \widehat{q}(X) \tau(X)\widehat{\mu}_{1,0}(X)^2} \{\widehat{\mu}_{1,0}(X) - \mu_{1,0}(X)\} \right] \right) \\
& = (\widehat{\kappa} - \kappa)\alpha_2/\kappa + \widehat{\kappa} \\
& \quad \mathbb{E} \left(\Pr(S = 0|X) \left[\frac{\widehat{\mu}_{1,1}(X) \pi(X) - \widehat{\pi}(X)}{\widehat{\mu}_{1,0}(X) \pi(X)} \{\widehat{\mu}_{0,0}(X) - \mu_{0,0}(X)\} + \left\{ \frac{\widehat{\mu}_{1,1}(X)}{\widehat{\mu}_{1,0}(X)} - \frac{\mu_{1,1}(X)}{\mu_{1,0}(X)} \right\} \right. \right. \\
& \quad \mu_{0,0}(X) + \left\{ \frac{\mu_{1,1}(X)}{\mu_{1,0}(X)} - \frac{\widehat{\mu}_{1,1}(X)}{\widehat{\mu}_{1,0}(X)} \right\} \frac{\widehat{\tau}(X)q(X)}{\tau(X)\widehat{q}(X)} \widehat{\mu}_{0,0}(X) + \frac{\mu_{1,1}(X) \widehat{\tau}(X)q(X)}{\mu_{1,0}(X) \tau(X)\widehat{q}(X)} \widehat{\mu}_{0,0}(X) \left. \right] \right)
\end{aligned}$$

$$\begin{aligned}
& - \frac{\mu_{1,1}(X) \hat{\tau}(X) q(X)}{\mu_{1,0}(X) \tau(X) \hat{q}(X)} \hat{\mu}_{0,0}(X) + \left\{ \frac{\mu_{1,1}(X)}{\mu_{1,0}(X)} - \frac{\hat{\mu}_{1,1}(X)}{\hat{\mu}_{1,0}(X)} \right\} \frac{1 - q(X) \hat{\tau}(X) \hat{\mu}_{0,0}(X)}{1 - \hat{q}(X) \tau(X) \hat{\mu}_{1,0}(X)} \\
& \left. \left\{ \hat{\mu}_{1,0}(X) - \mu_{1,0}(X) \right\} + \frac{\mu_{1,1}(X)}{\mu_{1,0}(X)} \frac{1 - q(X) \hat{\tau}(X) \hat{\mu}_{0,0}(X)}{1 - \hat{q}(X) \tau(X) \hat{\mu}_{1,0}(X)} \left\{ \hat{\mu}_{1,0}(X) - \mu_{1,0}(X) \right\} \right] \Bigg)
\end{aligned}$$

$$= (\hat{\kappa} - \kappa) \alpha_2 / \kappa + \hat{\kappa}$$

$$\begin{aligned}
& \mathbb{E} \left(\Pr(S = 0|X) \left[\frac{\hat{\mu}_{1,1}(X) \pi(X) - \hat{\pi}(X)}{\hat{\mu}_{1,0}(X) \pi(X)} \left\{ \hat{\mu}_{0,0}(X) - \mu_{0,0}(X) \right\} + \right. \right. \\
& \left. \left. \left\{ \frac{\hat{\mu}_{1,1}(X)}{\hat{\mu}_{1,0}(X)} - \frac{\mu_{1,1}(X)}{\mu_{1,0}(X)} \right\} \frac{\hat{\tau}(X) q(X)}{\tau(X) \hat{q}(X)} \left\{ \hat{\mu}_{0,0}(X) - \mu_{0,0}(X) \right\} + \right. \right. \\
& \left. \left. \left\{ \frac{\hat{\mu}_{1,1}(X)}{\hat{\mu}_{1,0}(X)} - \frac{\mu_{1,1}(X)}{\mu_{1,0}(X)} \right\} \mu_{0,0}(X) \left[\frac{\hat{\tau}(X) q(X)}{\tau(X) \hat{q}(X)} - 1 - \frac{\hat{\tau}(X) 1 - q(X) \hat{\mu}_{0,0}(X)}{\tau(X) 1 - \hat{q}(X) \mu_{0,0}(X)} \left\{ 1 - \frac{\mu_{1,0}(X)}{\hat{\mu}_{1,0}(X)} \right\} \right] \right. \right. \\
& \left. \left. + \frac{\mu_{1,1}(X) q(X) \hat{\tau}(X) \hat{\mu}_{0,0}(X)}{\mu_{1,0}(X) \hat{q}(X) \tau(X) \hat{\mu}_{1,0}(X)} \left\{ \hat{\mu}_{1,0}(X) - \mu_{1,0}(X) \right\} \left\{ 1 - \frac{1 - q(X) \hat{q}(X)}{1 - \hat{q}(X) q(X)} \right\} \right] \right)
\end{aligned}$$

$$= (\hat{\kappa} - \kappa) \alpha_2 / \kappa + \hat{\kappa}$$

$$\begin{aligned}
& \mathbb{E} \left\{ \Pr(S = 0|X) \left(\left\{ \hat{\mu}_{0,0}(X) - \mu_{0,0}(X) \right\} \left[\frac{\hat{\mu}_{1,1}(X)}{\hat{\mu}_{1,0}(X)} \left\{ 1 - \frac{\pi(X)}{\hat{\pi}(X)} \right\} + \right. \right. \right. \\
& \left. \left. \frac{\hat{\tau}(X) q(X)}{\tau(X) \hat{q}(X)} \left\{ \frac{\mu_{1,1}(X)}{\mu_{1,0}(X)} - \frac{\hat{\mu}_{1,1}(X)}{\hat{\mu}_{1,0}(X)} \right\} \right] + \left\{ \frac{\mu_{1,1}(X)}{\mu_{1,0}(X)} - \frac{\hat{\mu}_{1,1}(X)}{\hat{\mu}_{1,0}(X)} \right\} \mu_{0,0}(X) \right. \right. \\
& \left. \left. \left[\frac{\hat{\tau}(X) q(X)}{\tau(X) \hat{q}(X)} - 1 - \frac{\hat{\tau}(X) 1 - q(X) \hat{\mu}_{0,0}(X)}{\tau(X) 1 - \hat{q}(X) \mu_{0,0}(X)} \left\{ 1 - \frac{\mu_{1,0}(X)}{\hat{\mu}_{1,0}(X)} \right\} \right] + \right. \right. \\
& \left. \left. \frac{\mu_{1,1}(X) q(X) \hat{\tau}(X) \hat{\mu}_{0,0}(X)}{\mu_{1,0}(X) \hat{q}(X) \tau(X) \hat{\mu}_{1,0}(X)} \left\{ \hat{\mu}_{1,0}(X) - \mu_{1,0}(X) \right\} \left\{ 1 - \frac{1 - q(X) \hat{q}(X)}{1 - \hat{q}(X) q(X)} \right\} \right] \right) \Bigg\}
\end{aligned}$$

$$\lesssim (\hat{\kappa} - \kappa) \alpha_2 / \kappa +$$

$$\| \hat{\mu}_{0,0}(X) - \mu_{0,0}(X) \| \cdot \| \hat{\pi}(X) - \pi(X) \| +$$

$$\begin{aligned} & \left\| \frac{\widehat{\mu}_{1,1}(X)}{\widehat{\mu}_{1,0}(X)} - \frac{\mu_{1,1}(X)}{\mu_{1,0}(X)} \right\| \left\{ \|\widehat{\mu}_{0,0}(X) - \mu_{0,0}(X)\| + \|\widehat{\mu}_{1,0}(X) - \mu_{1,0}(X)\| + \|\widehat{\tau}(X) - \tau(X)\| \right\} \\ & + \|\widehat{q}(X) - q(X)\| \left\{ \left\| \frac{\widehat{\mu}_{1,1}(X)}{\widehat{\mu}_{1,0}(X)} - \frac{\mu_{1,1}(X)}{\mu_{1,0}(X)} \right\| + \|\widehat{\mu}_{1,0}(X) - \mu_{1,0}(X)\| \right\}. \end{aligned}$$

Combine the first term of 2 and 3, we have

$$\begin{aligned} & \mathbb{P}\{H(\widehat{\boldsymbol{\eta}}_2) - H(\boldsymbol{\eta}_2)\} + (\mathbb{P}_n - \mathbb{P})H(\boldsymbol{\eta}_2) \\ & = \mathbb{P}_n\{A_2(O, \boldsymbol{\eta}_2)\} + \left\{ \frac{\widehat{\kappa}}{\kappa} - 1 \right\} \alpha_1 + \left\{ \frac{\kappa}{\widehat{\kappa}} - 1 \right\} \alpha_1. \end{aligned}$$

Factoring and simplifying the last two terms yields $\alpha_2 \{\widehat{\kappa} - \kappa\} \left\{ \frac{1}{\kappa} - \frac{1}{\widehat{\kappa}} \right\}$, which is $o_p(n^{-1/2})$ by the central limit theorem. Therefore, combining terms 1, 2 and 3, we conclude

$$\widehat{\alpha}_2 - \alpha_2 = O_p(R_{1n}) + \mathbb{P}_n\{A_2(O, \boldsymbol{\eta}_2)\} + o_p(n^{-1/2}),$$

In particular, if $R_{1n} = o_p(n^{-1/2})$, then

$$\sqrt{n}(\widehat{\alpha}_2 - \alpha_2) \rightsquigarrow \mathcal{N}[0, \mathbb{E}\{A_2(O, \boldsymbol{\eta}_2)^2\}].$$

That is, $\widehat{\alpha}_2$ is non-parametric efficient.

Next, we prove (b). For general functions $\widetilde{\kappa}, \widetilde{\mu}_{0,0}(X)$ and $\widetilde{\pi}(X)$, define

$$G(\widetilde{\boldsymbol{\eta}}_2') = \widetilde{\kappa}(1 - S) \left[\widetilde{\mu}_{0,0}(X) + \frac{1 - A}{\widetilde{\pi}(X)} \{Y - \widetilde{\mu}_{0,0}(X)\} \right].$$

We observe that we can decompose $\widehat{\beta}_2 - \beta_2$ into three parts as below.

$$\widehat{\beta}_2 - \beta_2 = \mathbb{P}_n\{G(\widehat{\boldsymbol{\eta}}_2')\} - \mathbb{P}\{G(\boldsymbol{\eta}_2')\}$$

$$= \underbrace{(\mathbb{P}_n - \mathbb{P})\{G(\widehat{\boldsymbol{\eta}}_2') - G(\boldsymbol{\eta}_2')\}}_1 + \underbrace{\mathbb{P}\{G(\widehat{\boldsymbol{\eta}}_2') - G(\boldsymbol{\eta}_2')\}}_2 + \underbrace{(\mathbb{P}_n - \mathbb{P})G(\boldsymbol{\eta}_2')}_3.$$

Working on term 1, note that

$$\begin{aligned} & \|G(\widehat{\boldsymbol{\eta}}_2') - G(\boldsymbol{\eta}_2')\| \\ &= \left\| \widehat{\kappa}(1-S) \left[\widehat{\mu}_{0,0}(X) + \frac{1-A}{\widehat{\pi}(X)} \{Y - \widehat{\mu}_{0,0}(X)\} \right] - \right. \\ & \quad \left. \kappa(1-S) \left[\mu_{0,0}(X) + \frac{1-A}{\pi(X)} \{Y - \mu_{0,0}(X)\} \right] \right\| \\ & \leq \left\| \widehat{\kappa}(1-S) \left[\{\widehat{\mu}_{0,0}(X) - \mu_{0,0}(X)\} + \frac{1-A}{\widehat{\pi}(X)} \{\mu_{0,0}(X) - \widehat{\mu}_{0,0}(X)\} \right] \right\| + \\ & \quad \left\| (\widehat{\kappa} - \kappa)(1-S) \left[\mu_{0,0}(X) + \frac{1-A}{\pi(X)} \{Y - \mu_{0,0}(X)\} \right] \right\| + \\ & \quad \left\| \widehat{\kappa}(1-S)(1-A) \{Y - \mu_{0,0}(X)\} \left\{ \frac{1}{\widehat{\pi}(X)} - \frac{1}{\pi(X)} \right\} \right\| \\ & \lesssim \|\widehat{\mu}_{0,0}(X) - \mu_{0,0}(X)\| + \|\widehat{\pi}(X) - \pi(X)\|. \end{aligned}$$

By assumptions (a3), we have $\|G(\widehat{\boldsymbol{\eta}}_2') - G(\boldsymbol{\eta}_2')\| = o_p(1)$, so that by Lemma 2 of Kennedy et al. (2020), $(\mathbb{P}_n - \mathbb{P})\{G(\widehat{\boldsymbol{\eta}}_2') - G(\boldsymbol{\eta}_2')\} = o_p(n^{-1/2})$.

Working on term 2, we have

$$\begin{aligned} & \mathbb{E}\{G(\widehat{\boldsymbol{\eta}}_2') - G(\boldsymbol{\eta}_2')\} \\ &= (\widehat{\kappa} - \kappa)\beta_2 + \widehat{\kappa} \left[\widehat{\mu}_{0,0}(X) - \mu_{0,0}(X) + \frac{\pi(X)}{\widehat{\pi}(X)} \{\mu_{0,0}(X) - \widehat{\mu}_{0,0}(X)\} \right] \\ &= (\widehat{\kappa} - \kappa)\beta_2 + \widehat{\kappa} \left\{ 1 - \frac{\pi(X)}{\widehat{\pi}(X)} \right\} \{\mu_{0,0}(X) - \widehat{\mu}_{0,0}(X)\} \end{aligned}$$

$$\lesssim (\widehat{\kappa} - \kappa)\beta_2 + \|\widehat{\mu}_{0,0}(X) - \mu_{0,0}(X)\| \cdot \|\widehat{\pi}(X) - \pi(X)\|.$$

Combine the first term of 2 and 3, we have

$$\begin{aligned} & \mathbb{P}\{G(\widehat{\boldsymbol{\eta}}_2') - G(\boldsymbol{\eta}_2')\} + (\mathbb{P}_n - \mathbb{P})G(\boldsymbol{\eta}_2') \\ &= \mathbb{P}_n\{B(O, \boldsymbol{\eta}_2')\} + \left\{\frac{\widehat{\kappa}}{\kappa} - 1\right\}\beta_2 + \left\{\frac{\kappa}{\widehat{\kappa}} - 1\right\}\beta_2. \end{aligned}$$

Factoring and simplifying the last two terms yields $\beta_2 \{\widehat{\kappa} - \kappa\} \left\{\frac{1}{\kappa} - \frac{1}{\widehat{\kappa}}\right\}$, which is $o_p(n^{-1/2})$ by the central limit theorem. Therefore, combining terms 1, 2 and 3, we conclude

$$\widehat{\beta}_2 - \beta_2 = O_p(R_{2n}) + \mathbb{P}_n\{B(O, \boldsymbol{\eta}_2')\} + o_p(n^{-1/2}),$$

In particular, if $R_{2n} = o_p(n^{-1/2})$, then

$$\sqrt{n}(\widehat{\beta}_2 - \beta_2) \rightsquigarrow \mathcal{N}[0, E\{B(O, \boldsymbol{\eta}_2')^2\}].$$

That is, $\widehat{\beta}_2$ is non-parametric efficient.

The derivation of (c) is simply an application of chain rules. □

Web Appendix K Theoretical results and discussion of Section 3.2

We replace the assumptions (A6) and (A7) with (A8) *Partial exchangeability*: for every x, w with positive density in the target population $f(x, w, S = 0) \neq 0$, $E(Y^0|X = x, W = w, S = 0, A = 0) = E(Y^0|X = x, W = w, S = 0)$.

(A9) *Positivity of receiving control*: for every x, w with positive density in the target population $f(x, w, S = 0) \neq 0$, $0 < \Pr(A = 0|X = x, W = w, S = 0) < 1$.

Again, for a clear representation (as the same with the manuscript), we denote $E(Y^1|S = 0)$ and $E(Y^0|S = 0)$ by α_3 and β_3 respectively in this section, and denote their ratio and difference by ϕ_3 and ψ_3 respectively. Define additional nuisance parameters $\mu'_{0,0}(X, W) = E(Y|X, W, S = 0, A = 0)$, $M(X) = E\{E(Y|X, W, S = 0, A = 0)|X, S = 0\}$, and $\pi'(X, W) = \Pr(A = 0|X, W, S = 0)$. In addition, write $r'_S(X) = M(X)/\mu_{1,0}(X)$. Denote the nuisance functions $\boldsymbol{\eta}_3 = \{\kappa, \mu'_{0,0}(X, W), M(X), \mu_{1,1}(X), \mu_{1,0}(X), \pi'(X, W), q(X)\}$, $\boldsymbol{\eta}'_3 = \{\kappa, \mu'_{0,0}(X, W), \pi'(X, W)\}$, and their estimates are denoted by $\widehat{\boldsymbol{\eta}}_3$ and $\widehat{\boldsymbol{\eta}}'_3$ respectively. Theorem S11 provides the identification results, the proof is given in Web Appendix L.

Theorem S11. *When the target population can access control and also other treatment options other than the experimental treatment in the trial, and additional confounders are measured in the target population, under conditions (A1) through (A5), (A8), and (A9), α_3 can be identified by*

$$\begin{aligned} & E\{r_A(X)M(X)|S = 0\}, E\{r_A(X)\mu'_{0,0}(X, W)|S = 0\}, \\ & \frac{1}{\Pr(S = 0)} E\{r_A(X)(1 - A)/\pi'(X, W)Y\}, \frac{1}{\Pr(S = 0)} E\{S\tau(X)A/q(X)r'_S(X)Y\}, \\ & \frac{1}{\Pr(S = 0)} E[S\tau(X)(1 - A)/\{1 - q(X)\}r_A(X)r'_S(X)Y], \end{aligned}$$

and β_3 can be identified by $E\{\mu'_{0,0}(X, W)|S = 0\}$ and $E\{(1 - A)/\pi'(X, W)Y|S = 0\}$. Then ϕ_3 and ψ_3 can be identified by estimable functionals α_3/β_3 and $\alpha_3 - \beta_3$ respectively.

Remark 5. To identify α_3 , for reasons analogous to those outlined in Remark 1, modeling the nested regression $M(X)$ is not necessary. Nonetheless, akin to α_2 , avoiding the modeling of $M(X)$ necessitates the modeling of $\mu_{0,0}(X, W)$, as the outcomes are confounded in the target population.

The following theorem gives the influence functions of the target parameters. The proof is given in Web Appendix M. Furthermore, Corollary Web Appendix K shows that when the treatment assignment mechanism of the target population is available to the analyst, the estimation and inference proceed the same as what follows suggests. The proof follows the proof for Corollary 3.1.

Theorem S12. *The influence functions of α_3 , β_3 , ϕ_3 , and ψ_3 are*

$$\begin{aligned}
A_3(O, \boldsymbol{\eta}_3) &= \kappa \left((1 - S) \frac{\mu_{1,1}(X)}{\mu_{1,0}(X)} \left[\mu'_{0,0}(X, W) - \alpha_3 + \frac{1 - A}{\pi'(X, W)} \{Y - \mu'_{0,0}(X, W)\} \right] \right. \\
&\quad \left. + S\tau(X) \frac{M(X)}{\mu_{1,0}(X)} \left[\frac{A}{q(X)} \{Y - \mu_{1,1}(X)\} - \frac{1 - A}{1 - q(X)} \frac{\mu_{1,1}(X)}{\mu_{1,0}(X)} \{Y - \mu_{1,0}(X)\} \right] \right). \\
B_3(O, \boldsymbol{\eta}'_3) &= \kappa(1 - S) \left[\mu'_{0,0}(X, W) - \beta_3 + \frac{1 - A}{\pi'(X, W)} \{Y - \mu'_{0,0}(X, W)\} \right], \\
\Phi_3(O; \boldsymbol{\eta}_3) &= \frac{1}{\beta_3} \{A_3(O; \boldsymbol{\eta}_3) - \phi_2 B_3(O; \boldsymbol{\eta}'_3)\}, \quad \Psi'_3(O; \boldsymbol{\eta}_3) = A_3(O; \boldsymbol{\eta}_3) - B_3(O; \boldsymbol{\eta}'_3).
\end{aligned}$$

The influence functions of α_3 , β_3 , ϕ_3 , and ψ_3 are also the semiparametric efficient influence functions when $\pi(X, W)$ is known.

We can see that $M(X)$ is not featured heavily in $A_3(O, \boldsymbol{\eta}_3)$, this is because of the fact that $\alpha_3 = E\{r_A(X)\mu'_{0,0}(X, W)|S = 0\}$, and again, both $M(X)$ and α_3 are conditional on

$\{S = 0\}$. Similar to Section 2.3, we obtain the estimators by solving the equations that equate the empirical mean of the above influence functions to zero via sampling splitting and cross fitting.

Regarding Theorem 7, we also present other forms of the decomposition of R_{3n} in Web Appendix N, which admits the same conclusion for robustness and efficiency when assuming (1) can be replaced by (2).

Remark 6. *Note that $\mu'_{0,0}(X, W)$ is nested in $M(X)$. Consequently, when employing (flexible) regression to model both $\mu'_{0,0}(X, W)$ and $M(X)$, it is practically reasonable to assume that when $M(X)$ is correctly specified, $\mu'_{0,0}(X, W)$ is also correctly specified. In essence, the conditions for the correct specification of $M(X)$ and $\mu'_{0,0}(X, W)$ do not align theoretically; the former is, in practice, stronger than the latter.*

Analyzing R_{3n} reveals four distinct sets of nuisance parameters essential for the consistent estimation of α_3 assuming (1) can be replaced by (2). In light of the preceding remark, we deduce the following three sets of nuisance parameters can be regarded as the “minimal” requisites for attaining consistency.

$$(1)\{\mu'_{0,0}(X, W), \mu_{1,1}(X), \mu_{1,0}(X)\}, (2)\{\tau(X), M(X), \mu_{1,0}(X)\}, (3)\{\pi'(X, W), \mu_{1,1}(X), \mu_{1,0}(X)\}.$$

From Theorem S11, we can see that, when the parameters in (1) are correctly specified, then $\hat{\alpha}_3$ is consistent; when $\mu_{1,1}(X)$ cannot be correctly specified, $\tau(X)$ can be used to debias the residual (along with $M(X)$ and $\mu_{0,1}(X)$); when $\mu_{0,0}(X)$ cannot be correctly specified, $\pi'(X, W)$ can be used to debias the residual. More importantly, when $R_{3n} = o_p(n^{-1/2})$, such as when all the nuisance parameters converge at $n^{1/4}$, $\hat{\alpha}_3$ is \sqrt{n} -consistent, non-parametric efficient and asymptotic normal. Similar to Section 3.1, the requirements for β_3 are “nested” the ones for α_3 in terms of efficiency, so $\hat{\phi}_3$ and $\hat{\psi}_3$ hold the same properties as $\hat{\alpha}_3$.

Web Appendix L Proof of Theorem S11

Proof.

$$\begin{aligned}
E(Y^1|S = 0) &= E \{ E(Y^1|X, S = 0)|S = 0 \} \\
&= E \left\{ \frac{E(Y^1|X, S = 0)}{E(Y^0|X, S = 0)} E(Y^0|X, S = 0) \middle| S = 0 \right\} \\
&= E \left\{ \frac{E(Y^1|X, S = 1)}{E(Y^0|X, S = 1)} E(Y^0|X, S = 0) \middle| S = 0 \right\} \\
&= E \left\{ \frac{E(Y^1|X, S = 1, A = 1)}{E(Y^0|X, S = 1, A = 0)} E(Y^0|X, S = 0) \middle| S = 0 \right\} \\
&= E \left[\frac{E(Y^1|X, S = 1, A = 1)}{E(Y^0|X, S = 1, A = 0)} E \{ E(Y^0|X, W, S = 0)|X, S = 0 \} \middle| S = 0 \right] \\
&= E \left[\frac{E(Y^1|X, S = 1, A = 1)}{E(Y^0|X, S = 1, A = 0)} E \{ E(Y^0|X, W, S = 0, A = 0)|X, S = 0 \} \middle| S = 0 \right] \\
&= E \left[\frac{E(Y|X, S = 1, A = 1)}{E(Y|X, S = 1, A = 0)} E \{ E(Y|X, W, S = 0, A = 0)|X, S = 0 \} \middle| S = 0 \right].
\end{aligned}$$

Here, the first step follows from the law of total expectation; the second from multiplying and dividing by $E(Y^0|X, S = 0)$, which is allowed by the positivity component of condition (A4); the third from the exchangeability component of condition (A4); the fourth from condition (A2); the fifth from the law of total expectation; the sixth by condition (A8); and the last from condition (A1).

On the other hand,

$$\begin{aligned}
E(Y^1|S = 0) &= \frac{1}{\Pr(S = 0)} E\{Y^1 I(S = 0)\} \\
&= \frac{1}{\Pr(S = 0)} E [E\{Y^1 I(S = 0)|X\}]
\end{aligned}$$

$$\begin{aligned}
&= \frac{1}{\Pr(S = 0)} \mathbb{E} \left[\mathbb{E}(Y^1|X, S = 0) \Pr(S = 0|X) \right] \\
&= \frac{1}{\Pr(S = 0)} \mathbb{E} \left\{ \frac{\mathbb{E}(Y|X, S = 1, A = 1)}{\mathbb{E}(Y|X, S = 1, A = 0)} \mathbb{E}(Y^0|X, S = 0) \Pr(S = 0|X) \right\} \\
&= \frac{1}{\Pr(S = 0)} \mathbb{E} \left\{ \frac{\mathbb{E}(Y|X, S = 1, A = 1)}{\mathbb{E}(Y|X, S = 1, A = 0)} \mathbb{E} \left\{ \mathbb{E}(Y|X, W, S = 0) | X, S = 0 \right\} \Pr(S = 0|X) \right\} \\
&= \frac{1}{\Pr(S = 0)} \mathbb{E} \left\{ \frac{\mathbb{E}(Y|X, S = 1, A = 1)}{\mathbb{E}(Y|X, S = 1, A = 0)} \mathbb{E} \left\{ \mathbb{E}(Y|X, W, S = 0) I(S = 0) | X \right\} \right\} \\
&= \frac{1}{\Pr(S = 0)} \mathbb{E} \left\{ \frac{\mathbb{E}(Y|X, S = 1, A = 1)}{\mathbb{E}(Y|X, S = 1, A = 0)} \mathbb{E}(Y|X, W, S = 0) I(S = 0) \right\} \\
&= \mathbb{E} \left\{ \frac{\mathbb{E}(Y|X, S = 1, A = 1)}{\mathbb{E}(Y|X, S = 1, A = 0)} \mathbb{E}(Y|X, W, S = 0) \middle| S = 0 \right\}.
\end{aligned}$$

Furthermore, using the law of total expectation and conditions (A1), (A8), and (A9) we can write,

$$\begin{aligned}
\mathbb{E}(Y^0|S = 0) &= \mathbb{E} \left\{ \mathbb{E}(Y^0|X, W, S = 0) | S = 0 \right\} \\
&= \mathbb{E} \left\{ \mathbb{E}(Y^0|X, W, S = 0, A = 0) | S = 0 \right\} \\
&= \mathbb{E} \left\{ \mathbb{E}(Y|X, W, S = 0, A = 0) | S = 0 \right\}.
\end{aligned}$$

All quantities in the expressions above are well-defined by condition (A3), the positivity component of condition (A4), condition (A6), and condition (A9).

The derivation of the weighting estimators follows the same logic as Web Appendix B. Taken together, the above results show that, under conditions (A1) through (A7), we can identify the causal mean ratio in the target population by $\phi_3 = \alpha_3/\beta_3$ and the causal mean difference in the target population by $\psi_3 = \alpha_3 - \beta_3$. \square

Web Appendix M Proof of Theorem S12

Proof. Recall that

$$\alpha_3 = \mathbb{E} \left\{ \frac{\mu_{1,1}(X)}{\mu_{1,0}(X)} M(X) \middle| S = 0 \right\}.$$

We then have

$$\begin{aligned} & \left. \frac{\partial \alpha_{3,p_t}}{\partial t} \right|_{t=0} \\ &= \left. \frac{\partial}{\partial t} \mathbb{E}_{p_t} \left\{ \frac{\mu_{1,1,p_t}(X)}{\mu_{1,0,p_t}(X)} M_{p_t}(X) \middle| S = 0 \right\} \right|_{t=0} \\ &= \underbrace{\left. \frac{\partial}{\partial t} \mathbb{E}_{p_0} \left\{ \frac{\mu_{1,1,p_0}(X)}{\mu_{1,0,p_0}(X)} M_{p_0}(X) \middle| S = 0 \right\} \right|_{t=0}}_{(1)} + \underbrace{\mathbb{E}_{p_0} \left\{ \left. \frac{\partial}{\partial t} \frac{\mu_{1,1,p_t}(X)}{\mu_{1,0,p_0}(X)} \right|_{t=0} M_{p_0}(X) \middle| S = 0 \right\}}_{(2)} + \\ & \underbrace{\mathbb{E}_{p_t} \left\{ \left. \frac{\partial}{\partial t} \frac{\mu_{1,1,p_0}(X)}{\mu_{1,0,p_t}(X)} \right|_{t=0} M_{p_0}(X) \middle| S = 0 \right\}}_{(3)} + \underbrace{\mathbb{E}_{p_0} \left\{ \frac{\mu_{1,1,p_0}(X)}{\mu_{1,0,p_0}(X)} \left. \frac{\partial}{\partial t} M_{p_t}(X) \right|_{t=0} \middle| S = 0 \right\}}_{(4)}. \end{aligned}$$

Next, we calculate each term by turn. The derivation of terms (1), (2), and (3) are similar to ones in Web Appendix H, and (1)+(2)+(3) is

$$\begin{aligned} & \mathbb{E} \left\{ \kappa \left((1-S) \frac{\mu_{1,1}(X)}{\mu_{1,0}(X)} \left\{ M(X) - \alpha_3 \right\} + S \tau(X) \frac{M(X)}{\mu_{1,0}(X)} \right. \right. \\ & \left. \left. \left[\frac{A}{q(X)} \{Y - \mu_{1,1}(X)\} - \frac{1-A}{1-q(X)} \frac{\mu_{1,1}(X)}{\mu_{1,0}(X)} \{Y - \mu_{1,0}(X)\} \right] \right) g(O) \right\}. \end{aligned}$$

For the term (4), it is

$$\begin{aligned}
& \mathbb{E}_{p_0} \left\{ \frac{\mu_{1,1,p_0}(X)}{\mu_{1,0,p_0}(X)} \frac{\partial}{\partial t} \mathbb{E}_{p_t} \left\{ \mu'_{0,0,p_0}(X, W) \middle| X, S = 0 \right\} \middle|_{t=0} \middle| S = 0 \right\} \\
& + \mathbb{E}_{p_0} \left\{ \frac{\mu_{1,1,p_0}(X)}{\mu_{1,0,p_0}(X)} \mathbb{E}_{p_0} \left\{ \frac{\partial}{\partial t} \mu'_{0,0,p_t}(X, W) \middle|_{t=0} \middle| X, S = 0 \right\} \middle| S = 0 \right\} \\
& = \mathbb{E} \left\{ g(O) \kappa(1 - S) \frac{\mu_{1,1}(X)}{\mu_{1,0}(X)} \left[\mu'_{0,0,p_0}(X, W) - M(X) + \frac{1 - A}{\pi'(X, W)} \{Y - \mu'_{0,0}(X, W)\} \right] \right\}.
\end{aligned}$$

After some algebra, we conclude that the influence function of α_3 is $A(O, \boldsymbol{\eta}_3)$.

It is trivial to derive the influence function of β_3 given the above proof. By the chain rule, it is easy to derive the influence function of ϕ_3 and ψ_3 . \square

Web Appendix N Proof of Theorem 7

Proof. For general functions $\tilde{\eta}_3$ define

$$H(\tilde{\eta}_3) = \kappa \left((1-S) \frac{\tilde{\mu}_{1,1}(X)}{\tilde{\mu}_{1,0}(X)} \left[\tilde{\mu}'_{0,0}(X, W) + \frac{1-A}{1-\tilde{\pi}'(X, W)} \{Y - \tilde{\mu}'_{0,0}(X, W)\} \right] \right. \\ \left. + S\tilde{\tau}(X) \frac{\tilde{M}_{0,0}(X, W)}{\tilde{\mu}_{1,0}(X)} \left[\frac{A}{\tilde{q}(X)} \{Y - \tilde{\mu}_{1,1}(X)\} - \frac{1-A}{1-\tilde{q}(X)} \frac{\tilde{\mu}_{1,1}(X)}{\tilde{\mu}_{1,0}(X)} \{Y - \tilde{\mu}_{1,0}(X)\} \right] \right).$$

We observe that we can decompose $\hat{\alpha}_3 - \alpha_3$ into three parts as below.

$$\hat{\alpha}_3 - \alpha_3 = \mathbb{P}_n \{H(\hat{\eta}_3)\} - \mathbb{P} \{H(\eta_3)\} \\ = \underbrace{(\mathbb{P}_n - \mathbb{P}) \{H(\hat{\eta}_3) - H(\eta_3)\}}_1 + \underbrace{\mathbb{P} \{H(\hat{\eta}_3) - H(\eta_3)\}}_2 + \underbrace{(\mathbb{P}_n - \mathbb{P}) H(\eta_3)}_3.$$

Working on term 1, note that

$$\|H(\hat{\eta}_3) - H(\eta_3)\| \\ = \left\| \hat{\kappa} \left((1-S) \left[\frac{\hat{\mu}_{1,1}(X)}{\hat{\mu}_{1,0}(X)} \hat{\mu}'_{0,0}(X, W) + \frac{1-A}{1-\hat{\pi}'(X, W)} \frac{\hat{\mu}_{1,1}(X)}{\hat{\mu}_{1,0}(X, W)} \{Y - \hat{\mu}'_{0,0}(X)\} \right] \right. \right. \\ \left. \left. + S\hat{\tau}(X) \frac{\hat{M}(X)}{\hat{\mu}_{1,0}(X)} \left[\frac{A}{\hat{q}(X)} \{Y - \hat{\mu}_{1,1}(X)\} - \frac{1-A}{1-\hat{q}(X)} \frac{\hat{\mu}_{1,1}(X)}{\hat{\mu}_{1,0}(X)} \{Y - \hat{\mu}_{1,0}(X)\} \right] \right] \right) - \\ \kappa \left((1-S) \left[\frac{\mu_{1,1}(X)}{\mu_{1,0}(X)} \mu'_{0,0}(X, W) + \frac{1-A}{1-\pi'(X, W)} \frac{\mu_{1,1}(X)}{\mu_{1,0}(X)} \{Y - \mu'_{0,0}(X, W)\} \right] \right. \\ \left. \left. + S\tau(X) \frac{M(X)}{\mu_{1,0}(X)} \left[\frac{A}{q(X)} \{Y - \mu_{1,1}(X)\} - \frac{1-A}{1-q(X)} \frac{\mu_{1,1}(X)}{\mu_{1,0}(X)} \{Y - \mu_{1,0}(X)\} \right] \right] \right) \Big\| \\ \leq \left\| \hat{\kappa} \left((1-S) \left[\left\{ \frac{\hat{\mu}_{1,1}(X)}{\hat{\mu}_{1,0}(X)} \tilde{\mu}'_{0,0}(X, W) - \frac{\mu_{1,1}(X)}{\mu_{1,0}(X)} \mu'_{0,0}(X, W) \right\} + \right. \right. \right.$$

$$\begin{aligned}
& \frac{1-A}{1-\widehat{\pi}'(X,W)} \frac{\widehat{\mu}_{1,1}(X)}{\widehat{\mu}_{1,0}(X)} \{\mu'_{0,0}(X,W) - \widehat{\mu}'_{0,0}(X,W)\} + \\
& S\widehat{\tau}(X) \frac{\widehat{M}(X)}{\widehat{\mu}_{1,0}(X)} \left[\frac{A}{\widehat{q}(X)} \{\widehat{\mu}_{1,1}(X) - \mu_{1,1}(X)\} - \frac{1-A}{1-\widehat{q}(X)} \frac{\widehat{\mu}_{1,1}(X)}{\widehat{\mu}_{0,0}(X)} \{\widehat{\mu}_{1,0}(X) - \mu_{1,0}(X)\} \right] \Bigg\| \Bigg\| \\
& + \left\| \left(\widehat{\kappa} - \kappa \right) \left((1-S) \left[\frac{\mu_{1,1}(X)}{\mu_{1,0}(X)} \mu'_{0,0}(X,W) + \frac{1-A}{1-\pi'(X,W)} \frac{\mu_{1,1}(X)}{\mu_{1,0}(X)} \{Y - \mu'_{0,0}(X,W)\} \right] + \right. \right. \\
& \left. \left. S\tau(X) \frac{M(X)}{\mu_{1,0}(X)} \left[\frac{A}{q(X)} \{Y - \mu_{1,1}(X)\} - \frac{1-A}{1-q(X)} \frac{\mu_{1,1}(X)}{\mu_{1,0}(X)} \{Y - \mu_{1,0}(X)\} \right] \right) \right\| + \\
& \left\| \widehat{\kappa} \left((1-A)(1-S) \left[\frac{\widehat{\mu}_{1,1}(X)}{\widehat{\mu}_{1,0}(X)\{1-\widehat{\pi}'(X,W)\}} - \frac{\mu_{1,1}(X)}{\mu_{1,0}(X)\{1-\pi'(X,W)\}} \right] \{Y - \mu'_{0,0}(X,W)\} + \right. \right. \\
& \left. \left. AS \left\{ \frac{\widehat{M}(X)\widehat{\tau}(X)}{\widehat{\mu}_{1,0}(X)\widehat{q}(X)} - \frac{M(X)\tau(X)}{\mu_{1,0}(X)q(X)} \right\} \{Y - \mu_{1,1}(X)\} + \right. \right. \\
& \left. \left. (1-A)S \left[\frac{\widehat{\mu}_{1,1}(X)\widehat{M}(X)\widehat{\tau}(X)}{\widehat{\mu}_{1,0}(X)^2\{1-\widehat{q}(X)\}} - \frac{\mu_{1,1}(X)M(X)\tau(X)}{\mu_{1,0}(X)^2\{1-q(X)\}} \right] \{Y - \mu_{1,0}(X)\} \right) \right\| \Bigg\|
\end{aligned}$$

$$\lesssim \|\widehat{M}(X) - M(X)\| + \|\widehat{\mu}'_{0,0}(X,W) - \mu'_{0,0}(X,W)\| + \|\widehat{\mu}_{1,0}(X) - \mu_{1,0}(X)\| +$$

$$\|\widehat{\mu}_{1,1}(X) - \mu_{1,1}(X)\| + \|\widehat{\tau}(X) - \tau(X)\| + \|\widehat{q}(X) - q(X)\| + \|\widehat{\pi}'(X,W) - \pi'(X,W)\| + \|\widehat{\kappa} - \kappa\|.$$

Because κ^{-1} is an empirical average of $\Pr(S=0)$, it is trivial to see that i) $I(\widehat{\kappa}^{-1}=0) = o_p(n^{-1/2})$, and ii) $\widehat{\kappa} \xrightarrow{P} \kappa$. Note that we also assume $\|\widehat{q}(X) - q(X)\| = o_p(n^{-1/2})$. Therefore, by assumptions (a3), we have $\|H(\widehat{\boldsymbol{\eta}}_3) - H(\boldsymbol{\eta}_3)\| = o_p(1)$, so that by Lemma 2 of Kennedy et al. (2020), $(\mathbb{P}_n - \mathbb{P})\{H(\widehat{\boldsymbol{\eta}}_3) - H(\boldsymbol{\eta}_3)\} = o_p(n^{-1/2})$.

Working on term 2, noticing $E\{\mu'_{0,0}(X,W)\} = E\{M(X)\}$, we have

$$\begin{aligned}
& E\{H(\widehat{\boldsymbol{\eta}}_3) - H(\boldsymbol{\eta}_3)\} \\
& = (\widehat{\kappa} - \kappa)\alpha_1/\kappa + \widehat{\kappa}
\end{aligned}$$

$$\begin{aligned}
& \mathbb{E} \left(\Pr(S = 0|X) \left[\frac{\widehat{\mu}_{1,1}(X)}{\widehat{\mu}_{1,0}(X)} \widehat{\mu}'_{0,0}(X, W) - \frac{\mu_{1,1}(X)}{\mu_{1,0}(X)} \mu'_{0,0}(X, W) + \frac{1 - \pi'(X, W)}{1 - \widehat{\pi}'(X, W)} \frac{\widehat{\mu}_{1,1}(X)}{\widehat{\mu}_{1,0}(X)} \right. \right. \\
& \left. \left. \{\mu'_{0,0}(X, W) - \widehat{\mu}'_{0,0}(X, W)\} \right] + \Pr(S = 1|X) \widehat{\tau}(X) \frac{\widehat{M}(X)}{\widehat{\mu}_{1,0}(X)} \left[\frac{q(X)}{\widehat{q}(X)} \{\mu_{1,1}(X) - \widehat{\mu}_{1,1}(X)\} + \right. \right. \\
& \left. \left. \frac{1 - q(X)}{1 - \widehat{q}(X)} \frac{\widehat{\mu}_{1,1}(X)}{\widehat{\mu}_{1,0}(X)} \{\mu_{1,0}(X) - \widehat{\mu}_{1,0}(X)\} \right] \right) \\
& = (\widehat{\kappa} - \kappa) \alpha_1 / \kappa + \widehat{\kappa} \\
& \mathbb{E} \left(\Pr(S = 0|X) \left[\frac{\widehat{\mu}_{1,1}(X)}{\widehat{\mu}_{1,0}(X)} \{\widehat{\mu}'_{0,0}(X, W) - \mu'_{0,0}(X, W)\} + \left\{ \frac{\widehat{\mu}_{1,1}(X)}{\widehat{\mu}_{1,0}(X)} - \frac{\mu_{1,1}(X)}{\mu_{1,0}(X)} \right\} \mu'_{0,0}(X, W) + \right. \right. \\
& \frac{1 - \pi'(X, W)}{1 - \widehat{\pi}'(X, W)} \frac{\widehat{\mu}_{1,1}(X)}{\widehat{\mu}_{1,0}(X)} \{\mu'_{0,0}(X, W) - \widehat{\mu}'_{0,0}(X, W)\} + \frac{\widehat{\tau}(X) q(X) \widehat{M}(X)}{\tau(X) \widehat{q}(X) \widehat{\mu}_{1,0}(X)} \{\mu_{1,1}(X) - \widehat{\mu}_{1,1}(X)\} + \\
& \left. \left. \frac{1 - q(X)}{1 - \widehat{q}(X)} \frac{\widehat{\tau}(X) \widehat{M}(X) \widehat{\mu}_{1,1}(X)}{\tau(X) \widehat{\mu}_{1,0}(X)^2} \{\widehat{\mu}_{1,0}(X) - \mu_{1,0}(X)\} \right] \right)
\end{aligned}$$

$$= (\widehat{\kappa} - \kappa) \alpha_1 / \kappa + \widehat{\kappa}$$

$$\begin{aligned}
& \mathbb{E} \left(\Pr(S = 0|X) \left[\frac{\widehat{\mu}_{1,1}(X)}{\widehat{\mu}_{1,0}(X)} \frac{\pi'(X, W) - \widehat{\pi}'(X, W)}{1 - \pi'(X, W)} \{\widehat{\mu}'_{0,0}(X, W) - \mu'_{0,0}(X, W)\} + \frac{\mu'_{0,0}(X, W)}{\mu_{1,0}(X)} \right. \right. \\
& \left. \left. \{\widehat{\mu}_{1,1}(X) - \mu_{1,1}(X)\} + \frac{\mu'_{0,0}(X, W)}{\mu_{1,0}(X)} \frac{\widehat{\mu}_{1,1}(X)}{\widehat{\mu}_{1,0}(X)} \{\mu_{1,0}(X) - \widehat{\mu}_{1,0}(X)\} + \frac{\widehat{\tau}(X) q(X) \widehat{M}(X)}{\tau(X) \widehat{q}(X) \widehat{\mu}_{1,0}(X)} \right. \right. \\
& \left. \left. \{\mu_{1,1}(X) - \widehat{\mu}_{1,1}(X)\} + \frac{1 - q(X)}{1 - \widehat{q}(X)} \frac{\widehat{\tau}(X) \widehat{M}(X) \widehat{\mu}_{1,1}(X)}{\tau(X) \widehat{\mu}_{1,0}(X)^2} \{\widehat{\mu}_{1,0}(X) - \mu_{1,0}(X)\} \right] \right)
\end{aligned}$$

$$= (\widehat{\kappa} - \kappa) \alpha_1 / \kappa + \widehat{\kappa}$$

$$\mathbb{E} \left(\Pr(S = 0|X) \left[\frac{\widehat{\mu}_{1,1}(X)}{\widehat{\mu}_{1,0}(X)} \frac{\pi'(X, W) - \widehat{\pi}'(X, W)}{1 - \pi'(X, W)} \{\widehat{\mu}'_{0,0}(X, W) - \mu'_{0,0}(X, W)\} + \right. \right.$$

$$\begin{aligned}
& \left\{ \frac{\mu_{0,0}(X) - \hat{\tau}(X)q(X)\hat{\mu}_{0,0}(X)}{\mu_{1,0}(X) - \hat{\tau}(X)\hat{q}(X)\hat{\mu}_{1,0}(X)} \right\} \{ \hat{\mu}_{1,1}(X) - \mu_{1,1}(X) \} + \\
& \left. \frac{\hat{\mu}_{1,1}(X)}{\hat{\mu}_{1,0}(X)} \left\{ \frac{1 - q(X) \hat{\tau}(X) \hat{\mu}_{0,0}(X)}{1 - \hat{q}(X) \tau(X) \hat{\mu}_{1,0}(X)} - \frac{\mu_{0,0}(X)}{\mu_{1,0}(X)} \right\} \{ \hat{\mu}_{1,0}(X) - \mu_{1,0}(X) \} \right] \Bigg) \\
& \lesssim \| \hat{\mu}_{0,0}(X) - \mu_{0,0}(X) \| \cdot \| \hat{\pi}'(X, W) - \pi'(X, W) \| + \left\{ \| \hat{\mu}_{1,1}(X) - \mu_{1,1}(X) \| + \| \hat{\mu}_{1,0}(X) - \mu_{1,0}(X) \| \right\} \\
& + \left\{ \left\| \frac{\hat{\mu}_{0,0}(X)}{\hat{\mu}_{1,0}(X)} - \frac{\mu_{0,0}(X)}{\mu_{1,0}(X)} \right\| + \| \hat{q}(X) - q(X) \| + \| \hat{\tau}(X) - \tau(X) \| \right\}.
\end{aligned}$$

Alternatively, we have

$$\begin{aligned}
& \mathbb{E}\{H(\hat{\boldsymbol{\eta}}_3) - H(\boldsymbol{\eta}_3)\} \\
& = (\hat{\kappa} - \kappa)\alpha_1/\kappa + \hat{\kappa} \\
& \mathbb{E} \left(\Pr(S = 0|X) \left[\frac{\hat{\mu}_{1,1}(X) \pi'(X, W) - \hat{\pi}'(X, W)}{\hat{\mu}_{1,0}(X) (1 - \pi'(X, W))} \{ \hat{\mu}_{0,0}(X) - \mu_{0,0}(X) \} + \left\{ \frac{\hat{\mu}_{1,1}(X)}{\hat{\mu}_{1,0}(X)} - \frac{\mu_{1,1}(X)}{\mu_{1,0}(X)} \right\} \right. \right. \\
& \left. \left. \mu_{0,0}(X) + \frac{\hat{\mu}_{1,1}(X) \hat{\tau}(X) q(X)}{\hat{\mu}_{1,0}(X) \tau(X) \hat{q}(X)} \hat{\mu}_{0,0}(X) - \frac{\hat{\mu}_{1,1}(X) \hat{\tau}(X) q(X)}{\hat{\mu}_{1,0}(X) \tau(X) \hat{q}(X)} \hat{\mu}_{0,0}(X) + \right. \right. \\
& \left. \left. \frac{1 - q(X) \hat{\tau}(X) \hat{\mu}_{0,0}(X) \hat{\mu}_{1,1}(X)}{1 - \hat{q}(X) \tau(X) \hat{\mu}_{1,0}(X)^2} \{ \hat{\mu}_{1,0}(X) - \mu_{1,0}(X) \} \right] \right) \\
& = (\hat{\kappa} - \kappa)\alpha_1/\kappa + \hat{\kappa} \\
& \mathbb{E} \left(\Pr(S = 0|X) \left[\frac{\hat{\mu}_{1,1}(X) \pi'(X, W) - \hat{\pi}'(X, W)}{\hat{\mu}_{1,0}(X) (1 - \pi'(X, W))} \{ \hat{\mu}_{0,0}(X) - \mu_{0,0}(X) \} + \left\{ \frac{\hat{\mu}_{1,1}(X)}{\hat{\mu}_{1,0}(X)} - \frac{\mu_{1,1}(X)}{\mu_{1,0}(X)} \right\} \right. \right. \\
& \left. \left. \mu_{0,0}(X) + \left\{ \frac{\mu_{1,1}(X)}{\mu_{1,0}(X)} - \frac{\hat{\mu}_{1,1}(X)}{\hat{\mu}_{1,0}(X)} \right\} \frac{\hat{\tau}(X) q(X)}{\tau(X) \hat{q}(X)} \hat{\mu}_{0,0}(X) + \frac{\mu_{1,1}(X) \hat{\tau}(X) q(X)}{\mu_{1,0}(X) \tau(X) \hat{q}(X)} \hat{\mu}_{0,0}(X) \right. \right. \\
& \left. \left. - \frac{\mu_{1,1}(X) \hat{\tau}(X) q(X)}{\mu_{1,0}(X) \tau(X) \hat{q}(X)} \hat{\mu}_{0,0}(X) + \left\{ \frac{\mu_{1,1}(X)}{\mu_{1,0}(X)} - \frac{\hat{\mu}_{1,1}(X)}{\hat{\mu}_{1,0}(X)} \right\} \frac{1 - q(X) \hat{\tau}(X) \hat{\mu}_{0,0}(X)}{1 - \hat{q}(X) \tau(X) \hat{\mu}_{1,0}(X)} \right. \right.
\end{aligned}$$

$$\begin{aligned}
& \left. \left\{ \widehat{\mu}_{1,0}(X) - \mu_{1,0}(X) \right\} + \frac{\mu_{1,1}(X)}{\mu_{1,0}(X)} \frac{1 - q(X)}{1 - \widehat{q}(X)} \frac{\widehat{\tau}(X) \widehat{\mu}_{0,0}(X)}{\tau(X) \widehat{\mu}_{1,0}(X)} \left\{ \widehat{\mu}_{1,0}(X) - \mu_{1,0}(X) \right\} \right] \Bigg) \\
& = (\widehat{\kappa} - \kappa) \alpha_1 / \kappa + \widehat{\kappa} \\
& \mathbb{E} \left(\Pr(S = 0 | X) \left[\frac{\widehat{\mu}_{1,1}(X)}{\widehat{\mu}_{1,0}(X)} \frac{\pi'(X, W) - \widehat{\pi}'(X, W)}{1 - \pi'(X, W)} \left\{ \widehat{\mu}_{0,0}(X) - \mu_{0,0}(X) \right\} + \right. \right. \\
& \quad \left. \left\{ \frac{\widehat{\mu}_{1,1}(X)}{\widehat{\mu}_{1,0}(X)} - \frac{\mu_{1,1}(X)}{\mu_{1,0}(X)} \right\} \frac{\widehat{\tau}(X) q(X)}{\tau(X) \widehat{q}(X)} \left\{ \widehat{\mu}_{0,0}(X) - \mu_{0,0}(X) \right\} + \right. \\
& \quad \left. \left\{ \frac{\widehat{\mu}_{1,1}(X)}{\widehat{\mu}_{1,0}(X)} - \frac{\mu_{1,1}(X)}{\mu_{1,0}(X)} \right\} \mu_{0,0}(X) \left[\frac{\widehat{\tau}(X) q(X)}{\tau(X) \widehat{q}(X)} - 1 - \frac{\widehat{\tau}(X)}{\tau(X)} \frac{1 - q(X)}{1 - \widehat{q}(X)} \frac{\widehat{\mu}_{0,0}(X)}{\mu_{0,0}(X)} \left\{ 1 - \frac{\mu_{1,0}(X)}{\widehat{\mu}_{1,0}(X)} \right\} \right] \right. \\
& \quad \left. \left. + \frac{\mu_{1,1}(X)}{\mu_{1,0}(X)} \frac{q(X)}{\widehat{q}(X)} \frac{\widehat{\tau}(X) \widehat{\mu}_{0,0}(X)}{\tau(X) \widehat{\mu}_{1,0}(X)} \left\{ \widehat{\mu}_{1,0}(X) - \mu_{1,0}(X) \right\} \left\{ 1 - \frac{1 - q(X) \widehat{q}(X)}{1 - \widehat{q}(X) q(X)} \right\} \right] \right) \\
& = (\widehat{\kappa} - \kappa) \alpha_1 / \kappa + \widehat{\kappa} \\
& \mathbb{E} \left\{ \Pr(S = 0 | X) \left(\left\{ \widehat{\mu}_{0,0}(X) - \mu_{0,0}(X) \right\} \left[\frac{\widehat{\mu}_{1,1}(X)}{\widehat{\mu}_{1,0}(X)} \left\{ 1 - \frac{1 - \pi'(X, W)}{1 - \widehat{\pi}'(X, W)} \right\} + \right. \right. \right. \\
& \quad \left. \left. \frac{\widehat{\tau}(X) q(X)}{\tau(X) \widehat{q}(X)} \left\{ \frac{\mu_{1,1}(X)}{\mu_{1,0}(X)} - \frac{\widehat{\mu}_{1,1}(X)}{\widehat{\mu}_{1,0}(X)} \right\} \right] + \left\{ \frac{\mu_{1,1}(X)}{\mu_{1,0}(X)} - \frac{\widehat{\mu}_{1,1}(X)}{\widehat{\mu}_{1,0}(X)} \right\} \mu_{0,0}(X) \right. \\
& \quad \left. \left. \left[\frac{\widehat{\tau}(X) q(X)}{\tau(X) \widehat{q}(X)} - 1 - \frac{\widehat{\tau}(X)}{\tau(X)} \frac{1 - q(X)}{1 - \widehat{q}(X)} \frac{\widehat{\mu}_{0,0}(X)}{\mu_{0,0}(X)} \left\{ 1 - \frac{\mu_{1,0}(X)}{\widehat{\mu}_{1,0}(X)} \right\} \right] + \right. \right. \\
& \quad \left. \left. \frac{\mu_{1,1}(X)}{\mu_{1,0}(X)} \frac{q(X)}{\widehat{q}(X)} \frac{\widehat{\tau}(X) \widehat{\mu}_{0,0}(X)}{\tau(X) \widehat{\mu}_{1,0}(X)} \left\{ \widehat{\mu}_{1,0}(X) - \mu_{1,0}(X) \right\} \left\{ 1 - \frac{1 - q(X) \widehat{q}(X)}{1 - \widehat{q}(X) q(X)} \right\} \right] \right) \Bigg\} \\
& \lesssim (\widehat{\kappa} - \kappa) \alpha_1 / \kappa + \\
& \quad \left\| \widehat{\mu}_{0,0}(X) - \mu_{0,0}(X) \right\| \cdot \left\| \widehat{\pi}'(X, W) - \pi'(X, W) \right\| + \\
& \quad \left\| \frac{\widehat{\mu}_{1,1}(X)}{\widehat{\mu}_{1,0}(X)} - \frac{\mu_{1,1}(X)}{\mu_{1,0}(X)} \right\| \left\{ \left\| \widehat{\mu}_{0,0}(X) - \mu_{0,0}(X) \right\| + \left\| \widehat{\mu}_{1,0}(X) - \mu_{1,0}(X) \right\| + \left\| \widehat{\tau}(X) - \tau(X) \right\| \right\}
\end{aligned}$$

$$+ \|\widehat{q}(X) - q(X)\| \left\{ \left\| \frac{\widehat{\mu}_{1,1}(X)}{\widehat{\mu}_{1,0}(X)} - \frac{\mu_{1,1}(X)}{\mu_{1,0}(X)} \right\| + \|\widehat{\mu}_{1,0}(X) - \mu_{1,0}(X)\| \right\}.$$

Combine the first term of 2 and 3, we have

$$\begin{aligned} & \mathbb{P}\{H(\widehat{\boldsymbol{\eta}}_3) - H(\boldsymbol{\eta}_3)\} + (\mathbb{P}_n - \mathbb{P})H(\boldsymbol{\eta}_3) \\ &= \mathbb{P}_n\{A_3(O, \boldsymbol{\eta})\} + \left\{\frac{\widehat{\kappa}}{\kappa} - 1\right\}\alpha_3 + \left\{\frac{\kappa}{\widehat{\kappa}} - 1\right\}\alpha_3 \end{aligned}$$

Factoring and simplifying the last two terms yields $\alpha_3 \{\widehat{\kappa} - \kappa\} \left\{\frac{1}{\kappa} - \frac{1}{\widehat{\kappa}}\right\}$, which is $o_p(n^{-1/2})$ by the central limit theorem. Therefore, combining terms 1, 2 and 3, we conclude

$$\widehat{\alpha}_3 - \alpha_3 = O_p(R_{2n}) + \mathbb{P}_n\{A_3(O, \boldsymbol{\eta})\} + o_p(n^{-1/2}),$$

In particular, if $R_{2n} = o_p(n^{-1/2})$, then

$$\sqrt{n}(\widehat{\alpha}_3 - \alpha_3) \rightsquigarrow \mathcal{N}[0, \mathbb{E}\{A_3(O, \boldsymbol{\eta}_3)^2\}].$$

The other proofs are committed here as they are trivial and similar to the proofs in Web Appendix J. □

Web Appendix O Simulation details

In the simulation, we set

$$m(X) = -0.5 - 0.4X_1 - 0.4X_2 - 0.4X_3 - 0.4X_4 - 0.4X_5$$

$$g(X) = 0.4X_1 + 0.5X_2 - 0.5X_3 - 0.6X_4 + 0.6X_5$$

$$r(X) = 0.5X_1 - 0.1X_2 + 0.3X_3 + 0.2X_4 - 0.3X_5.$$

To correctly specify the models, we use logistic regression—regressing Y on $\{X_1, \dots, X_5\}$ using the subset $\{S = 1, A = 1\}$, $\{S = 1, A = 0\}$ and $\{S = 0\}$ respectively to model $\mu_{1,1}(X)$, $\mu_{1,0}(X)$ and $\mu_{0,0}(X)$. Similarly, we also use logistic regression to estimate $q(X)$ and $\tau(X)$.

To misspecify the model, we still use logistic regression, but we regress the outcome on X_2 only without the intercept.

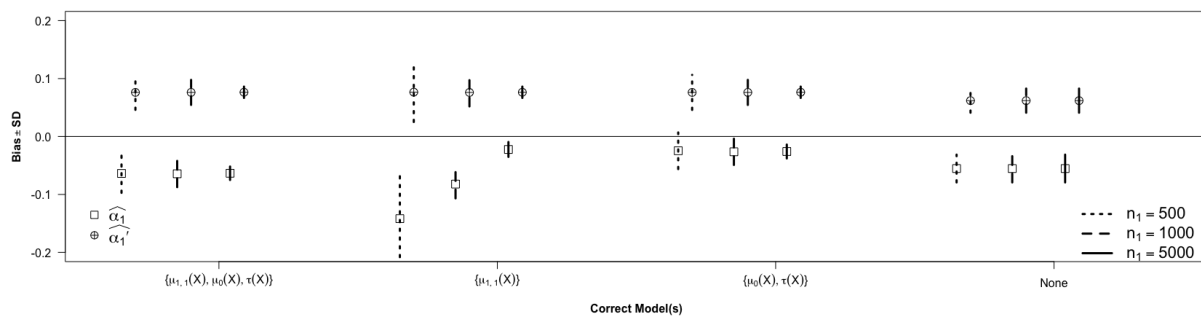


Figure S1: Biases and standard deviations (SD) of the three estimators $\hat{\alpha}_1$ and $\hat{\alpha}'_1$ under different trial sample sizes and different set of correctly specified nuisance parameters. In all scenarios, $\mu_{1,0}(X)$ is misspecified.

Web Appendix P Additional simulations

Figure S1 shows the comparison of $\hat{\alpha}_1$ and $\hat{\alpha}'_1$ when $\mu_{1,0}(X)$ is misspecified.

Web Appendix Q Simulation: assessment of rate robustness

To demonstrate the robustness of the proposed methods, we conduct a simple numerical experiment. We focus on estimation of $\alpha_1 = E\{r_A(X)\mu_0(X) \mid S = 0\}$ defined in Section 2. According to Theorem 3, the proposed influence function-based estimator $\hat{\alpha}_1$ will be \sqrt{n} -consistent and nonparametrically asymptotically efficient when $(\|\hat{\mu}_{1,1}(X) - \mu_{1,1}(X)\| + \|\hat{\mu}_{1,0}(X) - \mu_{1,0}(X)\|)(\|\hat{r}_S(X) - r_S(X)\| + \|\hat{\tau}(X) - \tau(X)\|) = o_p(n^{-1/2})$. Whereas simpler plug-in estimators (e.g., based on empirical versions of the identifying formulae given in Theorem 1) will in general converge only as fast as the component nuisance function estimates, the product asymptotic bias property of the proposed estimator yields faster convergence rates.

In order to illustrate the above advantage, consider the following data generating scenario: baseline confounders $X = (X_1, X_2)$ generated with $X_1 \sim \text{Bernoulli}(0.5)$, independent of $X_2 \sim \text{Uniform}(0, 1)$, trial membership indicator $S \mid X_1, X_2 \sim \text{Bernoulli}(t(X))$ with $t(X) = \text{expit}(-0.2 + 0.5X_1 + 1.2X_2)$, treatment status generated as $A \mid X_1, X_2, S = 0 \equiv 0$, $A \mid X_1, X_2, S = 1 \sim \text{Bernoulli}(q(X))$ with $q(X) = \text{expit}(0.3 + 0.9X_1 - 0.8X_2)$, and outcome generated as $Y \mid X_1, X_2, S, A \sim \mathcal{N}(m(X, S, A), 1)$, where

$$m(X, S, A) = \{0.75(1 - S) + S\} \{5.2 + X_1 - 1.2X_2 + A(1.2 - 0.6X_1)\}.$$

To “estimate” the nuisance functions, we added noise to perturb the true underlying functions as follows: $\hat{t}(X) = \text{expit}\{\text{logit}(t(X)) + h\epsilon_t\}$, $\hat{q}(X) = \text{expit}\{\text{logit}(q(X)) + h\epsilon_q\}$, $\hat{\mu}_{s,a}(X) = m(X, s, a) + h\epsilon_{\mu,s,a}$, for $(s, a) \in \{(0, 0), (1, 0), (1, 1)\}$, where $\epsilon_t, \epsilon_q, \epsilon_{\mu,0,0}, \epsilon_{\mu,1,0}, \epsilon_{\mu,1,1} \stackrel{\text{iid}}{\sim} \mathcal{N}(n^{-r}, n^{-2r})$, where we set $h = 2.2$ and $r \in (0, 0.5]$ over various scenarios. Next, we set $\hat{\tau} = \frac{1-\hat{t}}{\hat{t}}$, $\hat{r}_A = \frac{\hat{\mu}_{1,1}}{\hat{\mu}_{1,0}}$, and $\hat{r}_S = \frac{\hat{\mu}_{0,0}}{\hat{\mu}_{1,0}}$. By construction, we guarantee that $\|\hat{\tau} - \tau\| = O_p(n^{-r})$,

$\|\hat{q} - q\| = O_p(n^{-r})$, $\|\hat{\mu}_{s,a} - \mu_{s,a}\| = O_p(n^{-r})$, allowing us to study the performance of the proposed estimator $\hat{\alpha}_1$ with underlying nuisance errors on the order $O_p(n^{-r})$.

Setting $n \in \{1000, 2000, 5000\}$ and $r \in \{0.10 + 0.05k : k \in \{0, \dots, 8\}\}$, we computed nuisance estimates as above, with 5,000 simulation replications for each scenario. In each replication, we computed the proposed influence function-based estimator $\hat{\alpha}_1$, as well as a plug-in estimator $\frac{\mathbb{P}_n[\mathbb{1}(S=0)\hat{r}_A(X)\hat{\mu}_{0,0}(X)]}{\mathbb{P}_n[\mathbb{1}(S=0)]}$. To summarize results, we compared the root mean-square error (RMSE) of these two estimators: results are displayed in Figure S1.

According to the results in Figure S1, the proposed robust estimator outperforms the plug-in estimator, especially when nuisance error is of high order (i.e., the rate parameter r is small). As predicted by Theorem 3, near-optimal performance of the doubly robust estimator is achieved once $r \geq 0.25$, whereas this is only achieved by the plug-in estimator when $r \approx 0.5$. One would only expect such low nuisance error, however, under correctly specified parametric models for $\hat{\mu}_{s,a}$, which would be unlikely in any real data application.

Web Appendix R Summary statistics of each trial

Table S1 shows the baseline characteristics in the meta-trials, stratified by S . Results reported as mean (standard deviation) for continuous variables and count (percentage) for binary variables.

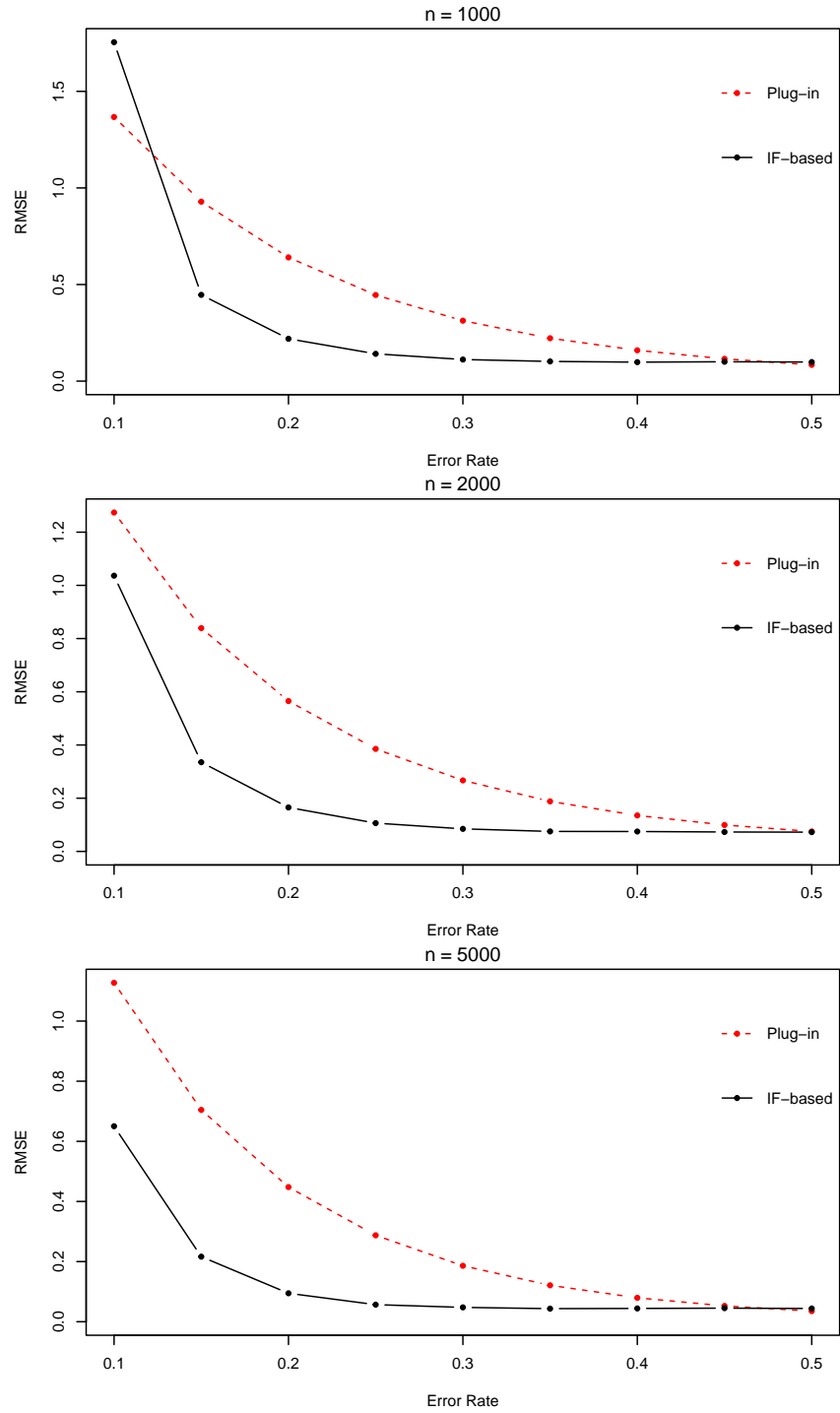


Figure S1: Simulation results for $\hat{\alpha}_1$ for total sample size $n = 1000, 2000, 5000$, with 5000 iterations per scenario. Varying the error rate r which controls the nuisance error at $O(n^{-r})$, the results include the root mean-square error (RMSE) of the proposed estimator (IF-based) and the estimator that only uses outcome models (plug-in).

Source of data, S	0	1
Number of individuals	284	448
PANSS at 6 week >90	0.34 (0.48)	0.30 (0.46)
Paliperidone ER	0.68 (0.47)	0.75 (0.43)
PANSS Baseline	93.26 (11.57)	92.98 (12.46)
Age	41.87 (10.71)	37.01 (10.63)
Female	0.29 (0.45)	0.36 (0.48)
Race, White	129 (45.4)	219 (48.9)
Race, Black	151(53.2)	90 (20.1)
Race, Other	4 (1.4)	139 (31.0)

Table S1: Baseline characteristics in the two trials. Results reported as mean (standard deviation) for continuous variables and count (percentage) for binary variables.

Web Appendix S Efficient estimation when the target population is a trial

In this section, we provide efficient estimators corresponding to a special case of the treatment variation in the target population, as described in Section 3. The special case is the treatment option is the experimental treatment and the control that was assigned to the trial population. That is, both the trial and target population have the same treatment option. In this case, we can make an additional assumption, for $a = \{0, 1\}$, $E(Y^a|S = 0, X) = E(Y^a|S = 0, A = a, X)$. Therefore, $\alpha_2 = E(Y^1|S = 0)$ can be identified by $E(\mu_{0,1}(X)|S = 0)$.

Similar to the previous developed, the influence function of α_2 , β_2 , ϕ_2 and ψ_2 are

$$\begin{aligned}\tilde{A}_2(O, \boldsymbol{\eta}_2) &= \kappa(1 - S) \left[\mu_{0,1}(X) - \alpha_2 + \frac{A}{\pi(X)} \{Y - \mu_{0,1}(X)\} \right], \\ \tilde{B}_2(O, \boldsymbol{\eta}_2) &= \kappa(1 - S) \left[\mu_{0,0}(X) - \beta_2 + \frac{1 - A}{\pi(X)} \{Y - \mu_{0,0}(X)\} \right], \\ \tilde{\phi}_2(O; \boldsymbol{\eta}_2) &= \frac{1}{\beta_2} \{ \tilde{A}_2(O; \boldsymbol{\eta}_2) - \phi_2 \tilde{B}_2(O; \boldsymbol{\eta}_2) \}, \quad \tilde{\psi}_2(O; \boldsymbol{\eta}_2) = \tilde{A}_2(O; \boldsymbol{\eta}_2) - \tilde{B}_2(O; \boldsymbol{\eta}_2),\end{aligned}$$

respectively. The corresponding estimators can be obtained by solving the estimating equations, where the estimating equations are the empirical average of the above influence functions.