
Bootstrapping Audio-Visual Segmentation by Strengthening Audio Cues

Tianxiang Chen USTC, China Alibaba Group, China txchen@mail.ustc.edu.cn	Zhentaο Tan USTC, China Alibaba Group, China tzt@mail.ustc.edu.cn	Tao Gong USTC, China gt950513@mail.ustc.edu.cn
Qi Chu USTC, China qchu@ustc.edu.cn	Yue Wu Alibaba Group, China matthew.wy@alibaba-inc.com	Bin Liu USTC, China flowice@ustc.edu.cn
Le Lu Alibaba Group, China tiger.lelu@gmail.com	Jieping Ye Alibaba Group, China yejieping.ye@alibaba-inc.com	Nenghai Yu USTC, China ynh@ustc.edu.cn

Abstract

How to effectively interact audio with vision has garnered considerable interest within the multi-modality research field. Recently, a novel audio-visual segmentation (AVS) task has been proposed, aiming to segment the sounding objects in video frames under the guidance of audio cues. However, most existing AVS methods are hindered by a modality imbalance where the visual features tend to dominate those of the audio modality, due to a unidirectional and insufficient integration of audio cues. This imbalance skews the feature representation towards the visual aspect, impeding the learning of joint audio-visual representations and potentially causing segmentation inaccuracies. To address this issue, we propose AVSAC. Our approach features a Bidirectional Audio-Visual Decoder (BAVD) with integrated bidirectional bridges, enhancing audio cues and fostering continuous interplay between audio and visual modalities. This bidirectional interaction narrows the modality imbalance, facilitating more effective learning of integrated audio-visual representations. Additionally, we present a strategy for audio-visual frame-wise synchrony as fine-grained guidance of BAVD. This strategy enhances the share of auditory components in visual features, contributing to a more balanced audio-visual representation learning. Extensive experiments show that our method attains new benchmarks in AVS performance.

1 Introduction

Audio and vision are two closely intertwined modalities that play an indispensable role in our perception of the real world. Recently, a novel audio-visual segmentation (AVS) [25] task has been proposed, which aims at segmenting the sounding objects from video frames corresponding to a given audio. The task has rapidly raised wide interest from many researchers since being proposed, while there are still some issues remaining to be solved. One of the biggest challenges is that this task requires both accurate location of the audible frames and precise delineation of the shapes of the sounding objects [25, 26]. This necessitates reasoning and adequate interaction between audio and vision modalities for a deeper understanding of the scenarios, which renders many present

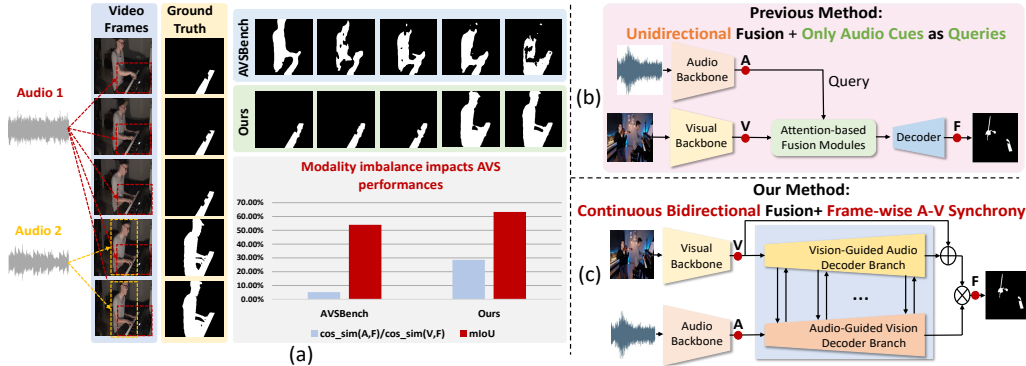


Figure 1: (a) Modality imbalance in the AVS task, where visual features tend to overshadow audio cues and impact the AVS result. We adopt the proportion of audio and visual feature components included in the final feature to measure the audio-visual imbalance degree, combining with visual results for analysis. The reasons for such imbalance are that (b) the audio-visual fusion mode of present methods [25, 3] is unidirectional and insufficient, with only audio cues as queries. (c) Our AVSAC can relieve modality imbalance and features a paralleled decoder structure with multiple bidirectional bridges linked within to strengthen audio cues through bidirectional and continuous audio-visual interaction. Also, we introduce audio-visual frame-wise synchrony to foster the integration of audio components into visual features for further modality imbalance alleviation.

audio-visual task-related methods [20, 1] unsuitable for AVS. Therefore, it is necessary to tailor a new method for AVS.

AVSBench [25] is the first baseline method for AVS, but its convolutional structure limits its performance due to limited receptive fields [3]. As a remedy, transformers have recently been introduced to AVS network designs [3, 12, 11] by using the attention mechanism to model the audio-visual relationship. The attention mechanism can highlight the most relevant video frame regions for each audio input by aggregating the visual features according to the audio-guided attention weights.

Despite some improvements, present AVS methods still suffer a modality imbalance issue: the network tends to focus more on the visual information while neglecting some effective audio guidance. As illustrated in Figure 1 (a), We assess the degree of audio-visual imbalance by gauging the ratio of auditory to visual components in the final feature and find that the auditory component only constitutes a minor fraction in a present method [25]. Notably, modality imbalance generally exists in multi-modality fields [4, 19, 27, 10]. But in the AVS field, such imbalance is deteriorated due to the unidirectional and deficient fusion (only audio cues serve as queries) of present AVS methods, in contrast to the far more exploited vision information [25, 3, 12, 11]. This is concluded in Figure 1 (b), where the inadequate audio cue either repeats itself to the same size as the visual feature for cross attention [25] or serves as a query for channel attention [3] in the fusion modules to produce what we define the audio-guided vision features (AGV). The worsened imbalance harms audio-visual representation learning, as some audio cues are overwhelmed so much that cannot provide effective guidance to visual segmentation. Thus, it’s intuitive to derive vision-guided audio features (VGA) to balance with AGV by aggregating the audio features together according to the vision-guided attention weights. However, both AGV and VGA are single-modal features that only represent part of the multi-modal information. For instance, VGA is a set of audio features that describes pixels but does not preserve the inherent visual feature of each pixel itself. We argue that a holistic understanding of audio-visual representation can be obtained through bidirectional modality interaction.

Motivated by this, we devise AVSAC, featuring a dual-tower decoder architecture that employs bidirectional bridges to connect each layer. It integrates AGV and VGA into one structure, as shown in Figure 1 (c). The vision-guided decoder branch processes and outputs the VGA, while the audio-guided decoder branch processes and outputs AGV. The bidirectional bridges enable continuous and in-depth interaction between the two modalities to boost the significance of audio cues. In addition, we incorporate audio-visual frame-wise synchrony (AVFS) into our framework by introducing an AVFS loss to further relieve modality imbalances, fostering a more balanced and integrated audio-visual learning process. The AVFS loss ensures that visual features can learn from audio cues, thereby

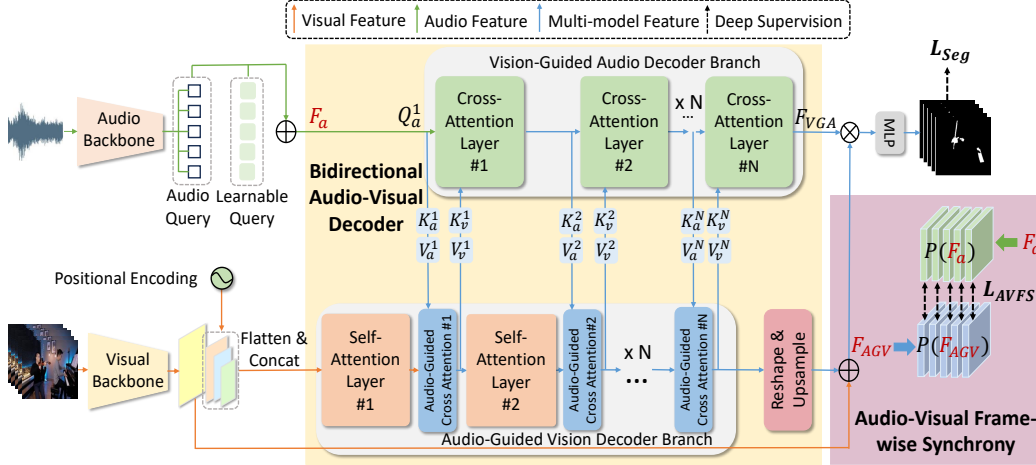


Figure 2: Overall architecture of AVSAC. We propose two key components in this framework: (1) Bidirectional Audio-Visual Decoder (BAVD), enabling the model to strengthen audio cues by consistently balancing AGV with VGA through continuous and in-depth bilateral modality interaction. (2) Audio-Visual Frame-wise Synchrony (AVFS) module is proposed as a more fine-grained (frame-wise) guidance to our BAVD. It can help exploit auditory components to visual features to increase the importance of audio cues.

lifting the ratio of audio components within the visual features. Our method significantly lifts the audio component ratio compared with other methods according to Figure 1 (a).

Our main **contributions** can be summarized as three-fold:

- We propose a Bidirectional Audio-Visual Decoder (BAVD) to strengthen audio cues through continuous and in-depth audio-visual interaction.
- We propose a new audio-visual frame-wise synchrony loss function to enable visual signals to learn from audio cues on a per-frame basis, enriching the auditory component within visual features.
- Our method achieves new state-of-the-art performances on three sub-tasks of the AVS benchmark.

2 Related Work

2.1 Audio-Visual Segmentation

Audio-visual segmentation (AVS) aims to predict pixel-wise masks of the sounding objects in a video sequence given audio cues. To tackle this issue, [25, 26] proposed the first audio-visual segmentation benchmark with pixel-level annotations and devised AVSBench based on the temporal audio-visual fusion with audio features as query and visual features as keys and values. However, the relatively limited receptive field of convolutions restricts the AVS performance. As a remedy, AVSegFormer [3] was later proposed based on the vision transformer and achieved good AVS performances. Following [3], a series of ViT-based AVS networks has also been proposed [12, 11, 8]. Recently [17] has introduced a diffusion model to AVS and attained good results. However, these methods do not pay enough attention to audio cues as to visual features, in that the fusion of audio features is relatively insufficient and unidirectional, while the vision information is more sufficiently exploited by sending it to every decoder layer. Therefore, the audio-visual imbalance problem worsened, making some effective audio guidance easily fade away. To solve this, we propose to continuously strengthen audio cues to reach modality balance.

2.2 Vision Transformer

Drawing inspirations from Deformable DETR [28] and DINO [23], AVSegFormer [3] leveraged ViT to extract global dependencies. The remarkable performance of AVSegFormer [3] has inspired more researchers to apply ViT to AVS task [12, 11, 8]. Nevertheless, the integration of audio features in these approaches is flawed because it is unidirectional and inadequate, while the vision information is more sufficiently exploited by sending it to every decoder layer for attention operations. The discrepancy inevitably triggers a modality imbalance, with the network disproportionately favoring visual features over the scant audio cues, resulting in the audio information gradually being overshadowed. To solve this, we devise AVSAC, grounded in the ViT framework, to enhance the disadvantaged audio information so as to balance with visual features.

The most related work of our paper is [10], which uses ViT and also notices the modality imbalance problem but in a language-vision task. However, its feature extraction process only considers vision modality while we involve both audio and vision modalities. Also, the loss functions for network guidance are completely different.

3 Method

3.1 Overview

Figure 2 presents a schematic overview of our AVSAC, showcasing a dual-tower decoder architecture that is interconnected through a series of bidirectional bridges. The network accepts the audio and video frames as inputs. Following previous works [25, 3] in feature extraction, we first extract two sets of features: the visual feature $F = \{F_1, F_2, F_3, F_4\}$ from a CNN backbone ([6, 21]), where $F_i \in \mathbb{R}^{T \times 256 \times \frac{H}{2^{i+1}} \times \frac{W}{2^{i+1}}}$, $i \in \{1, 2, 3, 4\}$; and the audio feature $F_a \in \mathbb{R}^{T \times 1 \times 256}$ from an audio backbone [7], where T is the number of frames. Specifically, F_a is the integration of the learnable query and the audio query. We collect F_2, F_3, F_4 and then flatten and concatenate them as $F_{vis} \in \mathbb{R}^{T \times L \times 256}$. Then F_a and F_{vis} are fed into corresponding decoders for multi-model interaction and output binary segmentation masks. Our AVSAC has two key components: (1) a Bidirectional Audio-Visual Decoder (BAVD) and (2) an Audio-Visual Frame-wise Synchrony (AVFS) loss. We detail each component of our framework in the following.

3.2 Bidirectional Audio-Visual Decoder (BAVD)

As mentioned above, most present AVS methods use the naive attention mechanism to process multi-modal information but always use audio features as query and visual features as key and value through channel attention or repeating audio features to the same size as visual features. In this way, the audio features only attend the generation of attention weights that indicate the significance of each area in the visual feature but do not directly involve in the output, so that the auditory component within the output is relatively low, so we define it as the audio-guided vision feature (AGV). Even worse is that the AGV is then sent to the successive transformer decoder. As a result, visual features take the dominance while audio features dramatically get lost in the decoder. This type of modality fusion is inefficient, the visual features prone to overshadow the auditory ones and worsen the modality imbalance.

To relieve modality imbalance, we hope to equally treat features from both modalities and interact with each other. Based on this idea, we propose a Bidirectional Audio-Visual Decoder (BAVD) that consists of two paralleled interactive decoders with bidirectional bridges, as shown in Figure 2. The two-tower decoder structure includes an audio-guided decoder branch and a vision-guided decoder branch, responsible for extracting AGV and VGA respectively. In this way, both AGV and VGA can be consistently extracted and mutually balance each other as the network goes deep, which significantly relieves modality imbalance. To obtain the final segmentation mask prediction, we multiply the AGV feature output F_{AGV} obtained from the audio-guided vision decoder branch with the VGA feature output F_{VGA} from the vision-guided audio decoder branch. Then we utilize an MLP to integrate different channels, followed by a residual connection to ensure that the fusion of audio representation does not lead to aggressive loss of visual representation. Finally, the segmentation mask M can be obtained through a linear layer. The process be expressed as Equation 1.

$$M = Linear(F_{AGV} + MLP(F_{AGV} \cdot F_{VGA})) \quad (1)$$

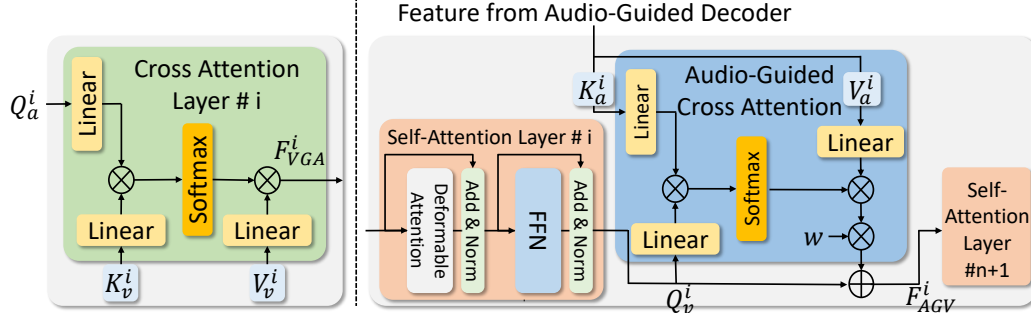


Figure 3: Illustration of the Internal module structure of Bidirectional Audio-Visual Vision Decoder (BAVD).

where $MLP(\cdot)$ and $Linear(\cdot)$ denote the MLP process and the linear layer, respectively. In the following, we will introduce the two decoder branches in our BAVD in detail on how to obtain F_{VGA} and F_{AGV} .

3.2.1 audio-guided vision (AGV) decoder branch

We adopt the deformable attention block following [28] as the basic structure of the self-attention layer in the AGV decoder branch to generate visual queries for audio-guided cross attention in the next step, as shown in the right part of Figure 3. We build multiple bidirectional bridges between each layer of the two decoders for bidirectional modality interaction. Specifically, the inputs of i -th layer of the VGA decoder branch are injected into the i -th layer of the AGV decoder branch as key (K_a^i) and value (V_a^i) for multi-modality interaction based on the cross-attention operation. The expression of audio-guided cross attention on the i -th layer is written as Equation 2.

$$F_{AGV}^i = F_v^i + Softmax\left(\frac{Q_v^i K_a^{iT}}{\sqrt{d_K}}\right) V_a^i w \quad (2)$$

where $F_{AGV}^i \in \mathbb{R}^{T \times L \times 256}$ is the i -th audio-guided cross attention output, K_a^i, V_a^i are the key and value sent through the bridge from the i -th layer of the VGA decoder branch and Q_v^i is the query of the i -th layer of the AGV decoder branch. F_v^i is the i -th layer self attention output. w is a learnable weight that enables the AGV decoder branch to determine how much information it needs and enhance the adaptability of audio cues to the joint representation.

3.2.2 vision-guided audio (VGA) decoder branch

The basic operation in our VGA decoder branch is the cross-attention operation, as shown in the left part of Figure 3. We do not follow the same structure as the AGV decoder branch as we delete the self-attention layer because we find that the audio representation is not as information-rich as the visual representation, and additional self-attention layers only bring increased parameters but dropped performance. The experimental result is recorded in our ablation study in Table 3. The reason is that excessive parameters may cause ambiguity in audio representations to harm the performance. Therefore we simplify our VGA decoder branch to only cross attention layers. The expression of the cross attention on the i -th layer is written as Equation 3.

$$F_{VGA}^i = Softmax\left(\frac{Q_a^i K_v^{iT}}{\sqrt{d_k}}\right) V_v^i, \quad Q_a^i = F_{VGA}^{i-1} \quad (3)$$

where $F_{VGA}^i \in \mathbb{R}^{T \times 300 \times 256}$ is the i -th layer cross attention output. Q_a^i is the query of the i -th layer of the VGA decoder branch, which is also the former layer cross-attention output. and K_v^i, V_v^i are the key and value come from the i -th layer outputs of the AGV decoder branch.

3.3 Audio-Visual Frame-wise Synchrony (AVFS)

Audio cues are usually more sparse and abstract than visual features and easily get dominated by visual features. The above proposed BAVD tackles this imbalance through network structural




Figure 4: Qualitative examples of the AVSBench, AVSegFormer, and our AVSAC framework. The left part shows the video frame outputs of the S4 setting, the middle part offers the video frame outputs of the MS3 setting, and the right part is the video frame outputs of the AVSS setting. The other two methods only produce segmentation maps that are not that precise, whereas our AVSAC can not only significantly evade some false alarms but also more accurately delineate the shapes of sounding objects.

modifications, but lacks a certain constraint to guide the learning process towards achieving modality balance. Thereby, we introduce the Audio-Visual Frame-wise Synchrony (AVFS) loss. The loss can emphasize the frame-wise synchronization between audio and visual feature pairs, thereby enabling the visual feature to learn from audio cues to enhance its auditory component. AVFS can be regarded as a fine-grained guidance to enhance the importance of audio features.

Given the audio feature F_a , which is the audio input of our VGA decoder branch, and the audio-guided vision feature F_{AGV} , we extend and reshape F_a to match the shape of F_{AGV} , then apply the softmax function to convert the two features into probability distributions. To enable F_{AGV} to exploit auditory parts from F_a , we flatten the two distribution features to the shape of $\mathbb{R}^{T \times 256 \times (128 \times 128)}$ and adopt the Kullback-Leibler (KL) divergence as a constraint to measure the similarity between the audio and visual features. Notably, the KL divergence is constrained on each corresponding frame pair of the audio and visual distribution features. The AVFS loss can be formulated as:

$$\mathcal{L}_{AVFS} = \frac{1}{T} \sum_{t=1}^T P(F_a)_{t,:} \cdot \log \left(\frac{P(F_a)_{t,:}}{P(F_{AGV})_{t,:}} \right) \quad (4)$$

where $P(\cdot)$ denotes the above-mentioned operations to transform modality features into probability distribution features, and T stands for the number of frames. Our proposed AVFS strategy does not participate in mask prediction and is computationally free during inference. It can serve as a plug-in module to any existing AVS methods.

3.4 Loss Function

The total loss function \mathcal{L} consists of two parts: one is the loss for shape-aware segmentation (\mathcal{L}_{Seg}) that includes binary Focal loss \mathcal{L}_{focal} [9] and Dice loss \mathcal{L}_{dice} [18], and the other is for audio-visual temporal synchrony (\mathcal{L}_{AVFS}). We define $\mathcal{L}_{Seg} = \mathcal{L}_{focal} + \mathcal{L}_{dice}$. We use \mathcal{L}_{Seg} to supervise the final MLP output and \mathcal{L}_{AVFS} to supervise the original audio input of BAVD (F_a) and the output audio-guided visual feature F_{AGV} . The total loss function can be written as

$$\mathcal{L}(\hat{y}, y, F_a, F_{AGV}) = \mathcal{L}_{Seg}(\hat{y}, y) + \mathcal{L}_{AVFS} = \mathcal{L}_{dice}(\hat{y}, y) + \mathcal{L}_{focal}(\hat{y}, y) + \mathcal{L}_{AVFS} \quad (5)$$

The whole framework is trained by minimizing the segmentation loss function between \hat{y} and ground-truth y and the AVFS loss between F_a and F_{AGV} .

4 Experiments

4.1 Datasets

AVSBench-Object [25] is an audio-visual segmentation dataset with pixel-level annotations. Each video is 5 seconds long and is uniformly segmented into five clips. Annotations for the sounding objects are provided by the binary mask of the final frame of each video clip. The dataset includes two subsets according to the number of audio sources in a video: a semi-supervised single sound source subset (S4), and a fully supervised multi-source subset (MS3). The S4 subset consists of 4932 videos, while the MS3 subset contains 424 videos. We follow the dataset split of [25] for training, validation, and testing.

AVSBench-Semantic [26] is an extension of the AVSBench-Object dataset with 12,356 videos across 70 categories. It is designed for audio-visual semantic segmentation (AVSS). Different from AVSBench-Object which only has binary mask annotations, AVSBench-Semantic offers semantic-level annotations for sounding objects. The videos in AVSBench-Semantic are longer, each lasting 10 seconds, and 10 frames are extracted from each video for prediction. In terms of volume, the AVSBench-Semantic dataset has grown to nearly triple the size of the original AVSBench-Object dataset, featuring 8,498 videos for training, 1,304 for validation, and 1,554 for testing.

4.2 Evaluation Metrics

We follow [25] and employ Jaccard index (the mean Intersection-over-Union between the predicted masks and the ground truth) and F-score as evaluation metrics.

4.3 Implementation Details

We train our AVSAC model for the three sub-tasks using 2 NVIDIA A6000 GPUs. We freeze the parameters of visual and audio backbones. We choose the Deformable Transformer [28] block as the structure of the self-attention layer in the vision-guided decoder. Consistent with previous works, we choose AdamW [14] as our optimizer, with the batch size set to 4 and the initial learning rate set to 2×10^{-5} . All video frames are resized to 224×224 resolution. Since the MS3 subset is small in scale, we train it for 60 epochs, while for the large-scale S4 and AVSS subsets, we train them for 30 epochs. The encoder and decoder in our AVSAC both are comprised of 6 layers with an embedding dimension of 256. We provide our detailed experimental settings used for each sub-task in the appendix for reference.

4.4 Qualitative Comparison

We compare the qualitative results between AVSBench [25], AVSegFormer [3], and our AVSAC in Figure 4. PVT-v2 is adopted as the visual encoder backbone of all three methods, among which our AVSAC enjoys the finest shape-aware segmentation effect and significantly relieves some false alarms. The left side of Figure 4 visualizes the fineness of our method in delineating the shape of the sounding object. The middle part of Figure 4 visualizes that our AVSAC can curtail some false alarms. Specifically, when the dog appears in the video frames but does not make any sound, AVSBench cannot accurately find the correct-sounding objects but chooses to include all of them. AVSegFormer performs better but still mistakes some objects in the background as the sounding source. In contrast, our AVSAC can accurately segment the sounding baby without generating false alarm predictions. On the right side, AVSegFormer even completely misses the sounding man in two frames, while AVSBench confounds the pigeon with the sounding object and makes errors. The reason for the flaws of the other two methods (also other AVS methods) is that they do not realize their modality fusion mode actually deteriorates the audio-visual imbalance degree, since they overwhelm the weak audio cues with the dominant visual features so that not enough audio guidance can be given to distinguish the correct-sounding object. Our method relieves modality imbalance and balances visual representations with enough audio cues by building bidirectional bridges between our two-tower decoders.

We also visualize the attention maps of consecutive frames with and without audio enhancement in Figure 5 to further prove the effectiveness of our method. Obviously, no-audio-enhancement results are coarser than audio-enhanced ones from the left part of Figure 5. The right part of Figure 5 again




Figure 5: Visual comparison of AVS results over consecutive frames with and without multiple bidirectional bridges. The red areas in attention heat maps highlight the sounding objects.

visualizes the false alarms caused by modality imbalance—the left man is mistaken as a sounding object even though he does not make any sound. Equipped with our bidirectional bridges between two decoders for continuous audio enhancement can significantly mitigate this issue.

4.5 Quantitative Comparison

The quantitative results on the test set of S4, MS3, and AVSS are presented in Table 1, where our method has achieved SOTA performances on all three AVS subsets in terms of F-score and mIoU. There is a consistent performance gain of our AVSAC compared to other methods, regardless of whether ResNet-50 [6], Swin-Transformer [13] or PVT2 [21] is used as the backbone. This suggests that the modality imbalance problem indeed exists and limits the performance of present AVS methods. By building multiple bidirectional bridges between two paralleled decoders, we balance audio and visual modality information flows during the whole training process, therefore solving the modality imbalance issue and significantly boosting the segmentation performances. Note that the performance improvement benefits from our two-tower decoder structure with bidirectional bridges itself under our AVFS guidance, instead of coming from more trainable parameters. Actually, the parameter number of our baseline AVSegFormer [3] is 186M, while our model is slightly more lightweight with 181M parameters, but our model far outperforms present AVS methods.

5 Ablation Studies

In this section, we conduct ablation experiments to verify the effectiveness of each key design in our proposed AVSAC. Specifically, we adopt PVTv2 [21] as the backbone and conduct extensive experiments on the S4 and MS3 sub-tasks.

Ablation of each key module. In Table 2, we ablate the influence of each of the key components within our framework. We adopt AVSegFormer [3] as the baseline. We can discern from Table 2 that compared with our AVFS, our BAVD yields a more pronounced performance gain, especially in the MS3 subset, which poses greater challenges. The improvement can be attributed to BAVD’s bidirectional bridge mechanism, which consistently strengthens the audio cues throughout the decoding process to guarantee that the audio cues will not fade away. In this way, the previously dominant visual features can be balanced by strengthened audio signals, which helps the network to more accurately delineate sounding object shapes according to the strengthened audio guidance. Our AVFS is more like an auxiliary module to enable the visual feature to learn audio cues in a frame-wise manner. This approach furnishes our BAVD with fine-grained guidance, furthering our efforts to mitigate the imbalance between modalities.

Ablation of BAVD. The ablation studies of the internal structure of BAVD are presented in Table 3. In this work, we propose BAVD, which is a two-tower decoder structure with bidirectional bridges to enhance audio cues to reach a continuous audio-visual modality balance and interaction. To demonstrate the necessity of bidirectional bridges, we compare this design with two kinds of unidirectional bridges—the audio-to-vision bridge (Model #1) and the vision-to-audio bridge (Model #2). The audio-to-vision bridge brings higher performance gain than the vision-to-audio bridge, which proves

Table 1: Comparison with other SOTA methods on the AVS benchmark. The methods are evaluated on three AVS sub-tasks, including single sound source segmentation (S4), multiple sound source segmentation (MS3), and audio-visual semantic segmentation (AVSS). The evaluation metrics are F-score and mIoU. The higher the better. The figures in bold mark the highest ones in each column.

METHODS	BACKBONE	S4		MS3		AVSS	
		F-SCORE	MIOU	F-SCORE	MIOU	F-SCORE	MIOU
LVS [1]	RES-50 [6]	51.0	37.94	33.0	29.45	–	–
MSSL [20]	RES-18 [6]	66.3	44.89	36.3	26.13	–	–
3DC [15]	RES-34 [6]	75.9	57.10	50.3	36.92	21.6	17.27
SST [2]	RES-101 [6]	80.1	66.29	57.2	42.57	–	–
AOT [22]	SWIN-B [13]	82.8	74.2	0.050	0.018	31.0	25.40
iGAN [16]	SWIN-T [13]	77.8	61.59	54.4	42.89	–	–
LGV T [24]	SWIN-T [13]	87.3	74.94	59.3	40.71	–	–
AVSBENCH-R50 [25]	RES-50 [6]	84.8	72.79	57.8	47.88	25.2	20.18
AVSEGFORMER-R50 [3]	RES-50 [6]	85.9	76.45	62.8	49.53	29.3	24.93
AVSBG-R50 [5]	RES-50 [6]	85.4	74.13	56.8	44.95	–	–
AuTR-R50 [12]	RES-50 [6]	85.2	75.0	61.2	49.4	–	–
DIFFAVS-R50 [17]	RES-50 [6]	86.9	75.80	62.1	49.77	–	–
CATR-R50 [8]	RES-50 [6]	87.1	74.9	65.6	53.1	–	–
AVSAC-R50 (OURS)	RES-50 [6]	86.95	76.90	65.81	53.95	29.71	25.43
AVSBENCH-PVT [25]	PVT2 [21]	87.9	78.74	64.5	54.00	35.2	29.77
AVSEGFORMER-PVT [3]	PVT2 [21]	89.9	82.06	69.3	58.36	42.0	36.66
AVSBG-PVT [5]	PVT2 [21]	90.4	81.71	66.8	55.10	–	–
AuTR-PVT [12]	PVT2 [21]	89.1	80.4	67.2	56.2	–	–
DIFFAVS-PVT [17]	PVT2 [21]	90.2	81.38	70.9	58.18	–	–
CATR-PVT [8]	PVT2 [21]	91.3	84.4	76.5	62.7	38.5	32.8
AVSAC-PVT (OURS)	PVT2 [21]	91.56	84.51	76.60	64.15	42.39	36.98

Table 2: Ablation study of each key design. Results show that BAVD and AVFS complements each other and combining both performs better.

No.	SETTINGS	S4		MS3	
		F-SCORE	MIOU	F-SCORE	MIOU
#1	BASELINE	89.9	82.06	69.3	58.36
#2	BAVD	90.93	83.65	75.12	63.50
#3	OURS	91.56	84.51	76.60	64.15

that strengthening audio cues as visual guidance is very effective in relieving modality imbalance. Remarkably, the implementation of bidirectional bridges achieves the highest performance, corroborating the efficacy of this approach in reaching a harmonious audio-visual balance. We also ablate the necessity of the AGCA blocks in the AGV decoder branch (Model #3) and observe a performance decline when the AGCA in the AGV decoder is deleted, so we keep it. The reason for the drop is that not enough audio guidance gets injected into the visual decoder branch.

Table 3: Ablation study of BAVD. It shows that building bidirectional bridges between two-tower decoders improves more.

No.	SETTINGS	S4		MS3	
		F-SCORE	MIOU	F-SCORE	MIOU
#1	ONLY AUDIO → VIS	90.70	83.32	72.91	62.05
#2	ONLY VIS → AUDIO	90.16	82.49	71.02	59.35
#3	w/o AGCA	90.86	83.51	73.33	62.67
#4	w/ BAVD	91.56	84.51	76.60	64.15

Table 4: Ablation study of loss function. Combining the segmentation loss (Focal+Dice) with our KL-divergence-based AVFS loss works the best.

SETTINGS	S4		MS3	
	F-SCORE	MIOU	F-SCORE	MIOU
DICE LOSS	90.56	83.29	73.66	62.99
\mathcal{L}_{Seg}	90.93	83.65	75.12	63.50
$\mathcal{L}_{Seg} + L2$	91.02	83.80	75.56	63.57
$\mathcal{L}_{Seg} + \text{FRAME-WISE L2}$	91.15	83.94	75.78	63.66
OURS	91.56	84.51	76.60	64.15

Table 5: Ablation study of decoder layer number. We find that 6 decoder layers work better than other configurations.

LAYERS	S4		MS3	
	F-SCORE	MIOU	F-SCORE	MIOU
2	88.76	79.83	71.58	59.83
4	90.50	82.84	73.56	62.88
6	91.56	84.51	76.60	64.15

Ablation of the loss function. We ablate the impact of the loss function in Table 4. The results of the first two rows indicate that combining Focal loss with Dice loss as the segmentation loss contributes better to segmentation fineness, because the Dice loss solves the foreground-background imbalance problem but ignores a further imbalance between easy and difficult samples, whereas Focal loss can focus on these difficult misclassified samples. The results of the last three rows demonstrate that equipping the segmentation loss with our proposed AVFS loss brings the best results. This is because our AVFS loss facilitates a frame-wise alignment of audio cues with visual features, empowering the visual features to draw from audio cues in a fine-grained manner, thereby more increasing the proportion of audio components in the visual features. Also, our experimental results suggest that KL-divergence is more suitable than L2-Norm in quantifying the per-frame divergence between audio and visual modalities. The efficacy of KL-divergence stems from its non-symmetric characteristic, allowing it to discern whether a distribution functions as the reference model or the approximation. This is particularly advantageous when we need to approximate an audio distribution with a visual one.

Ablation of the number of decoder layers. We further explore the impact of varying the number of BAVD layers, denoted by N , and present our findings in Table 5. As we increment the number of BAVD layers from 2 to 6, a consistent gain in AVS performance is observed. Optimal results on both subsets are achieved when N is set to 6, suggesting that more BAVD layers contribute to an enhanced performance. This can be attributed to the fact that with an insufficient number of decoder layers, audio cues cannot receive adequate enhancement, thus failing to effectively mitigate the audio-visual modality imbalance issue and resulting in comparatively modest performance improvements.

6 Conclusion

In this paper, we notice that present AVS methods are plagued by a modality imbalance issue: visual features take the dominance and overshadow the audio cues, shrinking the effect of audio guidance in the AVS task. This invariably restricts the overall performance of AVS. To solve this, we try to bootstrap the AVS task by strengthening the audio cues, thereby achieving a more equitable interplay between the audio and visual modalities. As a result, we propose the AVSAC network. The superior performances on all three AVS datasets demonstrate the effectiveness of our method in solving modality imbalance in AVS. Our work not only mitigates the modality imbalance but also paves the way for future innovations in creating more harmonious and effective audio-visual alignments and interactions.

Limitations. Similar to other methods that adopt Transformers, our proposed method does not exhibit significant advantages in model size and inference efficiency compared to recent AVS methods.

References

- [1] H. Chen, W. Xie, T. Afouras, A. Nagrani, A. Vedaldi, and A. Zisserman. Localizing visual sounds the hard way. In *Proceedings of the IEEE/CVF Conference on Computer Vision and Pattern Recognition*, pages 16867–16876, 2021.
- [2] B. Duke, A. Ahmed, C. Wolf, P. Aarabi, and G. W. Taylor. Sstvos: Sparse spatiotemporal transformers for video object segmentation. In *Proceedings of the IEEE/CVF conference on computer vision and pattern recognition*, pages 5912–5921, 2021.
- [3] S. Gao, Z. Chen, G. Chen, W. Wang, and T. Lu. Avsegformer: Audio-visual segmentation with transformer. *arXiv preprint arXiv:2307.01146*, 2023.
- [4] Z. Han, C. Zhang, H. Fu, and J. T. Zhou. Trusted multi-view classification with dynamic evidential fusion. *IEEE transactions on pattern analysis and machine intelligence*, 45(2): 2551–2566, 2022.
- [5] D. Hao, Y. Mao, B. He, X. Han, Y. Dai, and Y. Zhong. Improving audio-visual segmentation with bidirectional generation. *arXiv preprint arXiv:2308.08288*, 2023.
- [6] K. He, X. Zhang, S. Ren, and J. Sun. Deep residual learning for image recognition. In *Proceedings of the IEEE conference on computer vision and pattern recognition*, pages 770–778, 2016.
- [7] S. Hershey, S. Chaudhuri, D. P. Ellis, J. F. Gemmeke, A. Jansen, R. C. Moore, M. Plakal, D. Platt, R. A. Saurous, B. Seybold, et al. Cnn architectures for large-scale audio classification. In *2017 IEEE international conference on acoustics, speech and signal processing (icassp)*, pages 131–135. IEEE, 2017.
- [8] K. Li, Z. Yang, L. Chen, Y. Yang, and J. Xiao. Catr: Combinatorial-dependence audio-queried transformer for audio-visual video segmentation. In *Proceedings of the 31st ACM International Conference on Multimedia*, pages 1485–1494, 2023.
- [9] T.-Y. Lin, P. Goyal, R. Girshick, K. He, and P. Dollár. Focal loss for dense object detection. In *Proceedings of the IEEE international conference on computer vision*, pages 2980–2988, 2017.
- [10] C. Liu, H. Ding, Y. Zhang, and X. Jiang. Multi-modal mutual attention and iterative interaction for referring image segmentation. *IEEE Transactions on Image Processing*, 2023.
- [11] C. Liu, P. Li, H. Zhang, L. Li, Z. Huang, D. Wang, and X. Yu. Bavs: Bootstrapping audio-visual segmentation by integrating foundation knowledge. *arXiv preprint arXiv:2308.10175*, 2023.
- [12] J. Liu, C. Ju, C. Ma, Y. Wang, Y. Wang, and Y. Zhang. Audio-aware query-enhanced transformer for audio-visual segmentation. *arXiv preprint arXiv:2307.13236*, 2023.
- [13] Z. Liu, Y. Lin, Y. Cao, H. Hu, Y. Wei, Z. Zhang, S. Lin, and B. Guo. Swin transformer: Hierarchical vision transformer using shifted windows. In *Proceedings of the IEEE/CVF international conference on computer vision*, pages 10012–10022, 2021.
- [14] I. Loshchilov and F. Hutter. Decoupled weight decay regularization. *arXiv preprint arXiv:1711.05101*, 2017.
- [15] S. Mahadevan, A. Athar, A. Ošep, S. Hennen, L. Leal-Taixé, and B. Leibe. Making a case for 3d convolutions for object segmentation in videos. *arXiv preprint arXiv:2008.11516*, 2020.
- [16] Y. Mao, J. Zhang, Z. Wan, Y. Dai, A. Li, Y. Lv, X. Tian, D.-P. Fan, and N. Barnes. Transformer transforms salient object detection and camouflaged object detection. *arXiv preprint arXiv:2104.10127*, 1(2):5, 2021.
- [17] Y. Mao, J. Zhang, M. Xiang, Y. Lv, Y. Zhong, and Y. Dai. Contrastive conditional latent diffusion for audio-visual segmentation. *arXiv preprint arXiv:2307.16579*, 2023.
- [18] F. Milletari, N. Navab, and S.-A. Ahmadi. V-net: Fully convolutional neural networks for volumetric medical image segmentation. In *2016 fourth international conference on 3D vision (3DV)*, pages 565–571. Ieee, 2016.
- [19] X. Peng, Y. Wei, A. Deng, D. Wang, and D. Hu. Balanced multimodal learning via on-the-fly gradient modulation. In *Proceedings of the IEEE/CVF Conference on Computer Vision and Pattern Recognition*, pages 8238–8247, 2022.
- [20] R. Qian, D. Hu, H. Dinkel, M. Wu, N. Xu, and W. Lin. Multiple sound sources localization from coarse to fine. In *Computer Vision–ECCV 2020: 16th European Conference, Glasgow, UK, August 23–28, 2020, Proceedings, Part XX 16*, pages 292–308. Springer, 2020.

- [21] W. Wang, E. Xie, X. Li, D.-P. Fan, K. Song, D. Liang, T. Lu, P. Luo, and L. Shao. Pvt v2: Improved baselines with pyramid vision transformer. *Computational Visual Media*, 8(3): 415–424, 2022.
- [22] Z. Yang, Y. Wei, and Y. Yang. Associating objects with transformers for video object segmentation. *Advances in Neural Information Processing Systems*, 34:2491–2502, 2021.
- [23] H. Zhang, F. Li, S. Liu, L. Zhang, H. Su, J. Zhu, L. M. Ni, and H.-Y. Shum. Dino: Detr with improved denoising anchor boxes for end-to-end object detection. *arXiv preprint arXiv:2203.03605*, 2022.
- [24] J. Zhang, J. Xie, N. Barnes, and P. Li. Learning generative vision transformer with energy-based latent space for saliency prediction. *Advances in Neural Information Processing Systems*, 34: 15448–15463, 2021.
- [25] J. Zhou, J. Wang, J. Zhang, W. Sun, J. Zhang, S. Birchfield, D. Guo, L. Kong, M. Wang, and Y. Zhong. Audio–visual segmentation. In *European Conference on Computer Vision*, pages 386–403. Springer, 2022.
- [26] J. Zhou, X. Shen, J. Wang, J. Zhang, W. Sun, J. Zhang, S. Birchfield, D. Guo, L. Kong, M. Wang, et al. Audio-visual segmentation with semantics. *arXiv preprint arXiv:2301.13190*, 2023.
- [27] K. Zhou, L. Chen, and X. Cao. Improving multispectral pedestrian detection by addressing modality imbalance problems. In *Computer Vision–ECCV 2020: 16th European Conference, Glasgow, UK, August 23–28, 2020, Proceedings, Part XVIII 16*, pages 787–803. Springer, 2020.
- [28] X. Zhu, W. Su, L. Lu, B. Li, X. Wang, and J. Dai. Deformable detr: Deformable transformers for end-to-end object detection. *arXiv preprint arXiv:2010.04159*, 2020.

A Appendix

A.1 Supplemental Results

We list the detailed settings of our model in Table 6.

Table 6: Detailed settings. This table provides a detailed overview of the specific settings used for each sub-task.

SETTINGS	S4	MS3	AVSS
INPUT RESOLUTION	224×224	224×224	224×224
FRAMES T	5	5	10
EMBEDDING DIMENSION D	256	256	256
AGV DECODER FEATURE SIZE	5376×256	5376×256	1029×256
VGA DECODER FEATURE SIZE	300×256	300×256	300×256
DECODER LAYERS N	6	6	6
BATCH SIZE	4	4	4
OPTIMIZER	ADAMW	ADAMW	ADAMW
LEARNING RATE	2×10^{-5}	2×10^{-5}	2×10^{-5}
DROP PATH RATE	0.1	0.1	0.1
EPOCH	30	60	30