

# APT-Pipe: An Automatic Prompt-Tuning Tool for Social Computing Data Annotation\*

Yiming Zhu<sup>†‡</sup>  
yzhu@connect.ust.hk  
IIP (Artificial Intelligence)  
The Hong Kong University of Science  
and Technology  
Hong Kong SAR, China

Zhizhuo Yin<sup>†</sup>  
zyin190@connect.hkust-gz.edu.cn  
Computational Media and Arts Thrust  
The Hong Kong University of Science  
and Technology (Guangzhou)  
Guangzhou, China

Ehsan-Ul Haq  
euhq@hkust-gz.edu.cn  
Internet of Things Thrust  
The Hong Kong University of Science  
and Technology (Guangzhou)  
Guangzhou, China

Lik-Hang Lee  
lik-hang.lee@polyu.edu.hk  
Department of Industrial and Systems  
Engineering  
The Hong Kong Polytechnic  
University  
Hong Kong SAR, China

Gareth Tyson  
gtyson@ust.hk  
Internet of Things Thrust  
The Hong Kong University of Science  
and Technology (Guangzhou)  
Guangzhou, China

Pan Hui<sup>‡</sup>  
panhui@ust.hk  
Computational Media and Arts Thrust  
The Hong Kong University of Science  
and Technology (Guangzhou)  
Guangzhou, China

## ABSTRACT

Recent research has highlighted the potential of LLM applications, like ChatGPT, for performing label annotation on social computing text. However, it is already well known that performance hinges on the quality of the input prompts. To address this, there has been a flurry of research into *prompt tuning* — techniques and guidelines that attempt to improve the quality of prompts. Yet these largely rely on manual effort and prior knowledge of the dataset being annotated. To address this limitation, we propose APT-Pipe, an automated prompt-tuning pipeline. APT-Pipe aims to automatically tune prompts to enhance ChatGPT’s text classification performance on any given dataset. We implement APT-Pipe and test it across twelve distinct text classification datasets. We find that prompts tuned by APT-Pipe help ChatGPT achieve higher weighted F1-score on nine out of twelve experimented datasets, with an improvement of 7.01% on average. We further highlight APT-Pipe’s flexibility as a framework by showing how it can be extended to support additional tuning mechanisms.

## KEYWORDS

Human computation, crowdsourcing, prompt-tuning, large language models, data annotation

\*[Just accepted by WWW’24]

<sup>†</sup>Joint first authors.

<sup>‡</sup>Yiming Zhu is also with The Hong Kong University of Science and Technology (Guangzhou), and Pan Hui is also with The Hong Kong University of Science and Technology and University of Helsinki.

Permission to make digital or hard copies of all or part of this work for personal or classroom use is granted without fee provided that copies are not made or distributed for profit or commercial advantage and that copies bear this notice and the full citation on the first page. Copyrights for components of this work owned by others than the author(s) must be honored. Abstracting with credit is permitted. To copy otherwise, or republish, to post on servers or to redistribute to lists, requires prior specific permission and/or a fee. Request permissions from [permissions@acm.org](mailto:permissions@acm.org).

WWW ’24, May 13–17, 2024, Singapore, Singapore.

© 2024 Copyright held by the owner/author(s). Publication rights licensed to ACM.

ACM ISBN 979-8-4007-0171-9/24/05...\$15.00

<https://doi.org/10.1145/XXXXXX.XXXXXX>

## ACM Reference Format:

Yiming Zhu, Zhizhuo Yin, Ehsan-Ul Haq, Lik-Hang Lee, Gareth Tyson, and Pan Hui. 2024. APT-Pipe: An Automatic Prompt-Tuning Tool for Social Computing Data Annotation. In *Proceedings of the ACM Web Conference 2024 (WWW ’24)*, May 13–17, 2024, Singapore, Singapore. ACM, New York, NY, USA, 11 pages. <https://doi.org/10.1145/XXXXXX.XXXXXX>

## 1 INTRODUCTION

Data annotation commonly relies on human intelligence and suffers from challenges related to annotator quality, data comprehension, domain knowledge, and time cost [9, 20, 25, 53]. Recent research has highlighted that prompt-based LLM applications, like ChatGPT, have the potential to substitute human intelligence as a data annotator for social computing tasks, *e.g.*, sentiment analysis [4, 64] and hate speech detection [26]. Use of tools like ChatGPT for such annotation tasks can significantly improve the cost and speed for researchers. However, such models are heavily impacted by prompt quality, whereby poorly tuned prompt can severely damage annotation accuracy [52]. This creates the need for tools that can help researchers design and evaluate effective prompts.

To date, most prompt-tuning for annotation tasks is done either manually [35] or by injecting prior knowledge of the dataset [16, 26]. Prompt-tuning for ChatGPT, however, usually introduces demands on expertise that can be hard to address. Thus, we argue that an automated prompt-tuning tool for ChatGPT tasks could remove a significant manual load related to learning prior knowledge of the dataset to annotate. Researchers have already begun to propose techniques for such automation [4, 40, 46]. We focus on three early-stage ideas: introducing standardized templates that (almost) guarantee consistent responses; introducing few-shot examples into prompts to guide annotations; and embedding additional text metadata to augment raw text information. In practice, however, implementing these simple concepts raises key challenges. **First**, ChatGPT can generate unpredictable and unstructured responses that make parsing annotations difficult (as its responses lack a standard format). Although cloze-style prompts can improve responses’

parsability, such templates usually introduce a trade-off on ChatGPT's time efficiency [46]. **Second**, although preliminary evidence suggests that performance can be improved by including few-shot examples of annotation [40], manual exemplar selection can be time consuming. Thus, techniques need to be developed to automatically identify suitable few-shot examples for the prompt. **Third**, although embedding natural language processing (NLP) metrics in prompts [4] has been shown to increase performance, the selection of such metrics requires domain specific expertise. Thus, techniques need to be developed to select the best permutations of NLP metrics to include in prompts. Importantly, the suitability of the above approaches may differ on a per-dataset basis, making a single standardized approach impractical.

To address these challenges, we propose the Automatic Prompt-Tuning Pipeline (*APT-Pipe*), an extensible prompt-tuning framework for improving text-based annotation task performance. APT-Pipe only requires humans to annotate a small sample subset of data to offer a robust ground truth. It then exploits this annotated subset to automatically tune and test prompts with the goal of improving ChatGPT's classification performance. APT-Pipe addresses the above three challenges using a three-step prompt-tuning pipeline. It first generates JSON template prompts that can make ChatGPT respond consistently in a desired format. APT-Pipe then automatically computes the most suitable few-shot exemplars to include in prompts. Finally, through a number of iterations, APT-Pipe tests a variety of prompt configurations with NLP metrics to identify which work best for the particular dataset. These three steps are derived from our experience and state-of-the-literature. However, we acknowledge that many other prompt-tuning techniques are likely to emerge in the coming years. Consequently, we design APT-Pipe in an extensible and modular fashion, allowing other researchers to easily "plug-in" additional tuning strategies.

We implement APT-Pipe with the ChatGPT gpt-3.5-turbo model and evaluate it across twelve distinct text classification datasets drawn from three domains in social computing. APT-Pipe will be made publicly available for use. Our results shows that prompts tuned by APT-Pipe can improve ChatGPT's classification performance on *nine out of twelve* datasets, with a 7.01% increase of weighted F1-score on average. Moreover, prompts tuned by APT-Pipe can decrease ChatGPT's computing time for classification, while providing over 97% of all responses in a consistent and easy-to-parse format. Finally, we highlight APT-Pipe's flexibility by extending its framework with two state-of-art tuning mechanisms called Chain-of-Thought and Tree-of-Thought.

The contributions of this paper can be summarized as follows:

- We propose APT-Pipe, an automatic and extensible prompt-tuning pipeline to improve ChatGPT's performance for social computing data annotation.
- We implement and validate APT-Pipe's effectiveness. We show that APT-Pipe can improve ChatGPT's classification performance on nine out of twelve different datasets, with improvement on ChatGPT's F1-score by 7.01% on average.
- We show that APT-Pipe prompts generate annotations in a consistent format and take less time compared to existing prompt designs. On average, 97.08% responses generated by APT-Pipe

are parsable by desired format and it decreases more than 25% time cost of the baselines.

- We highlight APT-Pipe's extensibility by introducing two additional prompt-tuning techniques, Chain of Thought (CoT) and Tree of Thought (ToT). We show that CoT improves APT-Pipe's F1-scores on five datasets by 4.01%, and ToT improves APT-Pipe's F1-scores on six datasets by 3.49%. Importantly, we show that APT-Pipe can learn these improvements on a per-dataset basis, automatically tuning the prompts without human intervention.

## 2 BACKGROUND & RELATED WORK

In this section, we present a review of the literature on LLMs' applications in social computing and prompt-tuning for text annotation.

### 2.1 LLMs in Social Computing

Social computing research relies extensively on human-annotated datasets. Such annotations are time consuming and often costly. The release of LLM tools such as ChatGPT [4, 18] has uncovered a range of possibilities to automate text data labeling tasks due to their robust performance in natural language comprehension and reasoning [30].

Recently, some studies [26, 49] have employed LLMs to assist in text annotation in social computing. Sallam et al. [49] employ LLMs to discriminate misinformation about vaccines on social media platforms. Huang et al. [26] exploit LLMs to annotate implicit hateful tweets and report nearly 80% accuracy. Zhu et al. [64] evaluate the potential of LLMs to annotate five different types of text data. However, work has revealed that the annotation performance of LLMs varies across different LLMs and different domains and datasets [1, 50]. The above literature demonstrates that, although it is feasible to employ LLMs for text annotation tasks, the generality and reliability of LLMs need to be improved.

### 2.2 Prompt-Tuning for Text Annotation

In existing LLM-based text annotation methods [2, 33, 37, 48], several prompt-tuning techniques have been utilized to enhance the performance of LLMs. Alizadeh et al. [2] investigate the performance difference between LLMs and crowd-workers in text annotation tasks. They employ natural language formatted prompts in zero-shot tests. For few-shot tests, they employ the Chain-of-Thought (CoT) [54] prompting technique, where LLMs are provided with the question and step-by-step reasoning answers as examples. Kuzman et al. [33] conduct genre identification tasks using LLMs by feeding prompts with manually defined task descriptions, and manually extracting the answers from responses. Reiss [48] applies LLMs to text annotation tasks by manually designing 10 prompts, feeding them to LLMs, and evaluating their performance. From the above literature, we observe that existing prompt-tuning methods require the participation of domain expertise and human judgement, which hinders the utilization of LLMs in automated annotation tasks. Using ChatGPT as a case-study, we focus on proposing a pipeline that can automatically perform prompt tuning.

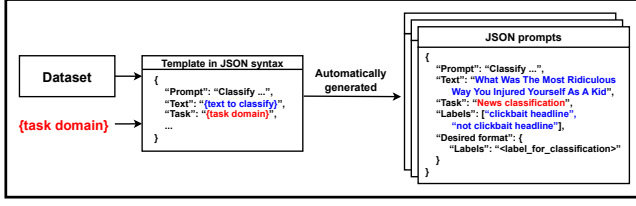


Figure 1: Flow chart of Step 1. Prompt on the right-hand side shows example text for clickbait news headline detection.

### 3 APT-PIPE DESIGN

We now describe our pipeline for tuning a text classification prompt. The pipeline’s goal is to generate a tuned prompt to improve ChatGPT’s classification performance on a per-dataset basis. The pipeline operates in discrete steps, and we have designed our framework in an extensible fashion, allowing future modifications to be “plugged-in” as new steps. The current implementation has three steps. First, the prompt engineer must personalize a JSON-based prompt following our template (Step 1). Following this, the pipeline searches for suitable few-shot learning examples to include in the prompt (Step 2) and augmentary text metrics that can guide ChatGPT’s reasoning (Step 3). To inform this decision, APT-Pipe iteratively tests prompt variations on a small subset of manually annotated data (typically a few hundred samples) to learn the best combination of information to include in the final prompt. Once complete, the prompt can be used on the remaining dataset.

#### 3.1 Step 1: Preparing Initial Prompt

Figure 1 illustrates the process to prepare the initial prompts. The prompt engineer must first input an initial prompt using a JSON syntax. We use JSON because encoded notations can facilitate language models’ ability to understand and respond with more precise answers [59, 63]. Moreover, designing prompts as JSONs is convenient for prompt augmentation, as APT-Pipe can easily embed additional information using suitable key-value pairs [32, 59]. Note, we have also experimented with various commonly applied prompt templates, *i.e.* natural language [4], dictionary [64], cloze question [24], and JSON [65]. Based on our findings, we observe that JSON prompts generate more precise responses in a consistent format. Although the engineer could input any preferred JSON template, by default, we rely on the following template:

```
{
  "Prompt": "Classify the following text by given labels for specified task.",
  "Text": "{text to classify}",
  "Task": "{task domain}",
  "Labels": ["Label 1", "Label 2", ...],
  "Desired format": {
    "Label": "<label_for_classification>"
  }
}
```

This prompt template must then be populated with values by the user. The initial sentence clarifies that the prompt pertains to text classification, with “Text” serving as a placeholder for the input text that the user wishes to annotate. Naturally, each individual text item will be annotated one-by-one using a separate prompt invocation.

“Task” specifies the domain for classification (*e.g.*, stance detection), and “Labels” enumerates the potential labels for classifying the text. The user must fill these out to reflect the specific annotation task specification. Finally, the “Desired Format” specifies the format that ChatGPT should utilize to form its answers. Afterwards, the generated classification prompts in Step 1 are treated as inputs for the pipeline to conduct prompt-tuning in Step 2 next.

#### 3.2 Step 2: Prompt-tuning with Few-shot

In this step, the pipeline tunes the prompt taken from Step 1 by employing a *few-shot* learning approach. This setting gives the model a few demonstrations of the correct annotations at inference time. Such a technique enables the model to study “in-context” knowledge from given examples and provide better decisions [7]. We embed this into the existing JSON prompt text by including a set of samples from the dataset alongside their ground-truth labels. The challenge here is identifying the best samples to include in the few-shot examples. Figure 2 presents an overview and we detail the process as follows.

APT-Pipe first conducts exemplar selection. To select the samples to include from the manually annotated set, we rely on the method proposed by Yang *et al.* [56]. Specifically, we select the text samples from the dataset with the highest textual similarity with the text to classify. Thus, we use OpenAI’s text-embedding-ada-002 [44] model to generate the embeddings for each data sample in the dataset and then calculate the pairwise cosine similarity between the embedding of each exemplar and the embedding of the text to classify. Consequently, we focus on the top  $n$  exemplars with the highest cosine similarity. Note,  $n$  is configurable, allowing the user to select a range of potential values to experiment on. By default,  $n = 5$  as a five-shot setting is commonly used in related works [19, 38]. We include the  $n$  examples in the template as follows:

```
"Examples": [
  {
    "Text": "{exemplar 1}",
    "Label": "{exemplar 1's ground-truth label}"
  },
  {
    "Text": "{exemplar 2}",
    "Label": "{exemplar 2's ground-truth label}"
  },
  ...
]
```

APT-Pipe then uses the small data subset, manually annotated by the prompt engineer, to test if the few shot additions improve performance. First, APT-Pipe requests ChatGPT to annotate the subset without any few-shot examples included; this serves as the baseline. APT-Pipe then repeats the process, including the  $n$  few-shot examples (note,  $n$  can cover a range of values). For all configurations, APT-Pipe calculates the weighted F1-score of the classification, by comparing ChatGPT’s outputs to the human ground truth labels. We do this check because prior work has shown that including few-shot examples can actually degrade performance on certain datasets [45, 62]. If the F1-score does not drop, APT-Pipe outputs the prompt that attained the highest F1 score improvements. If the F1-score drops, we remove the key-value pairs of the examples and then pass the original prompt to Step 3.

#### 3.3 Step 3: Prompt-tuning with NLP Metrics

As highlighted in [24, 58], domain-relevant text knowledge can play a helpful role in prompt-tuning. Therefore, in Step 3, APT-Pipe

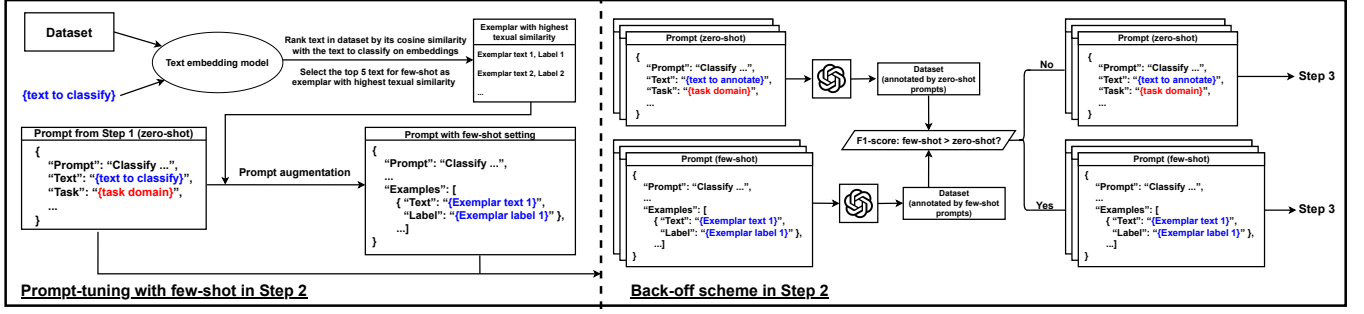


Figure 2: Flow chart of Step 2.

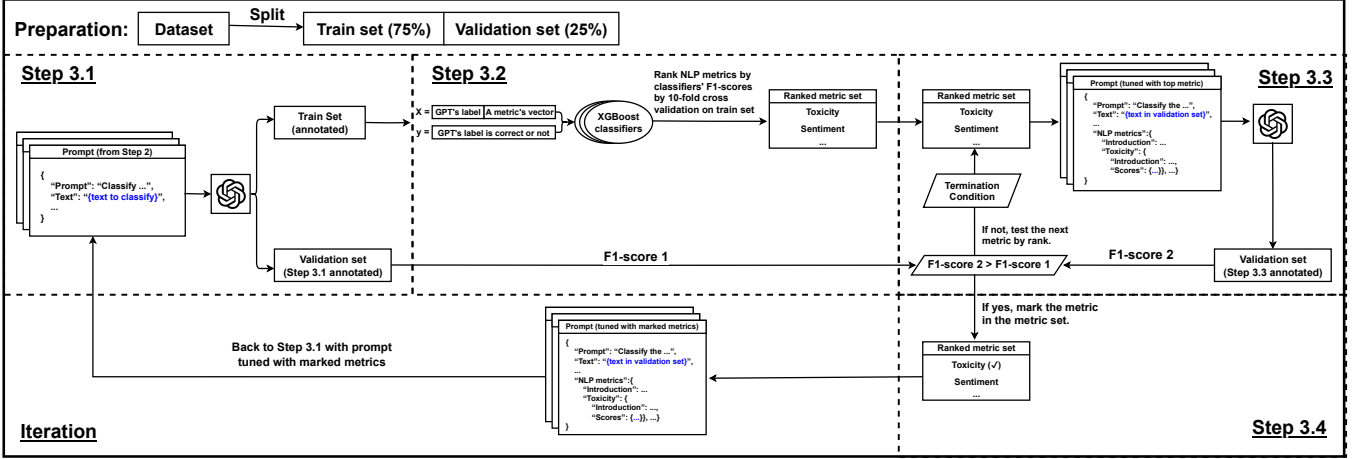


Figure 3: Flow chart of Step 3.

tunes the prompt by augmenting it with additional metadata that describes the text to annotate. Figure 3 presents an overview, as well as a pseudo-code representation in Algorithm 1. For this, APT-Pipe first calculates a pre-defined set of NLP metrics for all items of the dataset. Our implementation currently includes sentiment, emotion, toxicity, and topic metrics. We emphasize that our pipeline is extensible and can include any other metadata.

To prepare for Step 3, we initially divide the data annotated by the engineer into two segments: a training set comprising 75% of the data, and a validation set consisting of the remaining 25%. Following this, we begin an iterative process.

**Step 3.1:** First, APT-Pipe takes the labeled dataset that was annotated by ChatGPT using the previous Step 2 prompt (without any additional metrics included in the prompt). This offers a baseline to compare results for other prompts that include metrics.

**Step 3.2:** Following this, it is necessary to select which metric(s) will be included in the test prompt. To achieve this, we first calculate the metrics for every item in the small manually annotated dataset. For example, if there are four metrics, then each row in the data will be supplemented with four new columns. One option would be to then generate prompts containing every combination of metrics, and test every one to select the best. However, this would be prohibitively slow and expensive. Thus, it is necessary to estimate which

metrics are most likely to result in a performance improvement in a more lightweight fashion.

To achieve this, we train an XGBoost classifier (detailed in § 4.5) to estimate the predictive power of each metric. Specifically, we construct a new dataset that contains each data sample, the ground-truth human label, the ChatGPT label (from Step 3.1), and each of the metrics. We then train the classifier to predict if the label generated by ChatGPT will be *identical* to the original human annotated label, using only ChatGPT’s label, the raw text, and its additional metric (*i.e.* this is a binary task — either the two labels match, or they do not). Note, we test metrics individually — thus, each metric will have a separately trained classifier. We then calculate the F1 score of each classifier using 10-fold cross-validation, and rank the metrics based on their scores. Our intuition is that metrics that better predict ChatGPT’s ability to generate the correct labels will be more suitable for inclusion in the prompt. This step allows us to reduce the search space and avoid trying every combination of metrics.

**Step 3.3:** Next, we select the top-ranked metric and add it to the existing prompt, according to the template below. Using this new test prompt, we ask ChatGPT to annotate the separate validation set and record its proposed labels. This allows us to study if the addition of the metric improves ChatGPT’s performance.

```

"NLP metrics": {
  "Introduction": "Refer to the following NLP metrics of
the text to make classification.",
  "{metric (e.g., Sentiment)}": {
    {corresponding key-value pairs (detailed in §4.3)}
  },...}

```

**Step 3.4:** If the inclusion of the metric shows a weighted F1-score improvement over the Step 2 baseline, we mark that metric for inclusion in the final prompt.

**Iteration:** APT-Pipe then repeats the iteration. We go back to Step 3.1 and re-label the training data using the newly created prompt (which includes the metric marked in Step 3.4 from the previous iteration). For example, if the prior iteration has shown that the inclusion of the toxicity metric improves performance, it is included in the prompt on the next iteration. This re-labeled training data is then used to train again the XGBoost metric classifiers, and select the next metric to add into a new prompt (Step 3.2). Note, only the remaining metrics will be considered, and the ranking of their importance may differ from the previous iteration. Steps 3.3 and 3.4 are then repeated to test if the new metric enhanced ChatGPT’s performance. Note, at this stage, the newly created prompt will include the highest ranked metric, plus all prior metrics that have been shown to improve performance.

**Termination Condition:** The loop will continue until all metrics in Step 3.3 have been tested. Thus, the number of iterations is limited by the number of metrics. Importantly, by ranking metrics using XGBoost, we avoid having to experiment with every permutation. Although this cannot be guaranteed to bring optimum performance for all datasets, our experiments have shown that this is an effective estimate. Once all metrics have been tested, APT-Pipe will return a final prompt containing all the chosen metrics as JSON attributes. This becomes the fine-tuned prompt that the prompt engineer will use.

## 4 EXPERIMENTAL SETTINGS

In this section, we illustrate the selection of social computing datasets for experiment, evaluation metrics, and our pipeline implementation.

### 4.1 Task Domains and Datasets

Our experiments cover twelve public datasets drawn from three significant domains as highlighted by reviews on text classification [11, 31, 41]:

- **News classification:** *Ag’s News* [61], *SemEval-19* [29], *Sarcasm news headline dataset* [42], and *Clickbait news headline dataset* [8].
- **Stance detection:** *SemEval-16* [43], *P-Stance* [34], *Vax-Stance* [47], and *RU-Stance* [64].
- **AI-writing detection:** *Tweepfake* [15], *FakeHate* [12, 22], *GPT-Article* [39], and *GPT-Wiki* [23].

We summarize these datasets’ statistics and descriptions in Table 7. For any dataset with more than 3,000 items, we subset it to 3,000 items using stratified sampling by its classification labels. We do this due to the rate and cost limitations of the ChatGPT API.

### 4.2 Evaluation Metrics

We assess the tuned prompts’ performance by our pipeline based on the following evaluation metrics:

- **Classifier performance:** We view ChatGPT as a text classification engine and use standard classifier metrics: weighted F1-score, precision, and recall.
- **Responses’ parsability:** The percentage of parsable responses based on the desired format. We assume a response is *parsable* only if it reports the label in the desired format. We use regular expressions to match a string in JSON syntax from ChatGPT’s response and then parse it into a JSON object.
- **Time cost:** The time it takes for ChatGPT to return an annotation response. We normalize the request time by comparing it to the request time of a null prompt sent before. Here, the normalization is done to remove the influence of the network transmission. Afterwards, we divide the normalized request time by the number of words in the response. This metric can be interpreted as the time required for ChatGPT to generate each token.

### 4.3 NLP Metrics for Prompt Augmentation

In Step 3, we automatically select metadata metrics to include in the prompt. For the purpose of our evaluation, we experiment with four examples of NLP metrics. Table 1 summarizes how we include the metrics in each prompt. The metrics are:

- **Sentiment:** This metric indicates the text’s sentiment polarity. We use a pre-trained sentiment analysis model called *XLM-T* to measure the sentimental polarity of the text using a three-dimensional vector represented as positive, negative, and neutral [5]. For prompt augmentation, we input sentimental polarity (ranging from 0 to 1) based on above three dimensions.
- **Emotion:** This metric indicates the text’s emotional leaning. We utilize a well-known model called *Emotion English DistilRoBERTa-base*, which uses a seven-dimensional vector, covering Ekman’s six basic emotions with a neutral class [14, 21]. For prompt augmentation, we input emotional leaning (ranging from 0 to 1) for the above seven listed emotions.
- **Toxicity:** This metric indicates the percentage of toxic content contained in the text. We use the *Google Perspective API* to measure the existence of toxic content. We construct a six-dimensional vector covering the six Perspective attributes [28] used to measure toxicity (e.g., *TOXICITY*, *IDENTITY\_ATTACK*). For prompt augmentation, we input the API’s scores (ranging from 0 to 1) for these six attributes.
- **Topic:** This metric indicates the main topics of the text. Given a text, we train a *BERTopic* model using the dataset it belongs to and then infer its topic embeddings according to the trained model [17]. For prompt augmentation, we extract the most representative topic as the one with the highest possibility in its BERTopic embedding. We then input into the prompt the list of important words of this topic reported by the model. Note, alternative configurations could include a larger number of topics.

### 4.4 Baselines

We select several baseline prompts generated by existing tuned templates to compare with the APT-Pipe generated prompts.



|           | Prompt Augmentation  |
|-----------|--|
| Sentiment | "Introduction": "Scores of sentiment leaning of text (ranging from 0 to 1).",<br>"Scores": {"Positive": 0.xx, "Neutral": 0.xx, "Negative": 0.xx}   |
| Emotion   | "Introduction": "Scores of emotion leaning of text (ranging from 0 to 1).",<br>"Scores": {"Anger": 0.xx, "Disgust": 0.xx, "Fear": 0.xx, "Joy": 0.xx, "Neutral": 0.xx, "Sadness": 0.xx, "Surprise": 0.xx}                 |
| Toxicity  | "Introduction": "Scores of toxicity degree of text (ranging from 0 to 1).",<br>"Scores": {"Overall Toxicity": 0.xx, "Severe Toxicity": 0.xx, "Identity Attack": 0.xx, "Insult": 0.xx, "Profanity": 0.xx, "Threat": 0.xx} |
| Topic     | "Introduction": "Representative words to describe the major topic of the text.",<br>"Words": [keywords to describe text's major topic by BERTopic]   |

**Table 1: A summary of key-value pairs augmented in the prompt text for prompt-tuning on NLP metrics. The blue text denotes the probability or text output by the corresponding model.**

**Cloze prompt:** This template designs prompts as a cloze-style question. It asks ChatGPT to replace the blank or masked part of the text. Prior studies have utilized cloze prompts to improve ChatGPT’s performance on text classification [19, 55]. We generalize a cloze prompt template as follows:

```
Fill [Label] for {task domain} task with a label in [Label 1, Label 2, ...].
The text "{text to classify}" is classified as [Label].
Desired format:
Label: <label_for_classification>
```

**Dictionary prompt:** This template is a generalized pattern representing prompts formed as a dictionary. These are commonly applied in text classification studies on ChatGPT [4, 13, 64]. We generalize a dictionary prompt as follows:

```
Classify the following text by given labels for specified task.
Text: "{text to classify}".
Task: {task domain}.
Labels: [Label 1, Label 2, ...].
Desired format:
Label: <label_for_classification>
```

**JSON prompt:** This template represents the prompts encoded in JSON format in Step 1, without any further prompt-tuning (§ 3.1).

**Parsing responses:** When each baseline prompt generates a response, it is necessary to parse it and extract the returned annotation label. For responses generated by the dictionary and cloze prompts, we index ChatGPT’s classification label baseline as the first word of the substring after “label:”. For responses generated by JSON prompts, we parse them into a JSON object and extract ChatGPT’s classification label using the key “label”

## 4.5 Experimental Implementation

**ChatGPT setting:** We have built the full APT-Pipe tool, and integrated it with gpt-3.5-turbo. We request access ChatGPT through

OpenAI’s API with parameter *temperature* set to 0 to make the response focused and offer deterministic.<sup>1</sup> APT-Pipe will be made publicly available on github.<sup>2</sup>

**Dataset Split:** The experiment use a data split strategy where we divide each dataset into training, validation, and test sets, allocated at a ratio of 60%, 20%, and 20%, respectively. Initially, in Step 1, we merge the training and validation sets to create a single input dataset for APT-Pipe (covering 80%). Subsequently, in Step 3, APT-Pipe separates them again and uses the test and validation sets separately for the prompt-tuning with NLP metrics. Thus, we work on the assumption that users of APT-Pipe will be able to annotate a relatively small number of annotations to drive APT-Pipe’s tuning. Note that the remaining 20% test set is not used within APT-Pipe and instead is used only for evaluation purposes in Section 5.

**Classifier for metric ranking:** In Step 3, we train a classifier for each NLP metric for ranking and selecting the metrics for prompt augmentation. For this, we use Extreme Gradient Boosting (XGBoost) [10]. We implement it using the xgboost python package, with parameter setting (*objective*="binary:logistic", *seed*=42).

## 5 RESULTS

We next evaluate APT-Pipe’s ability to improve prompt performance. We further perform an ablation study to show the effectiveness of its stepwise prompt-tuning methods.

### 5.1 Overall Annotation Performance

We first compare APT-Pipe’s performance against the three baselines. Table 2 presents ChatGPT’s weighted F1-score, precision, and recall on the test sets of all twelve datasets. Overall, APT-Pipe achieves the highest weighted F1-score on *nine* datasets. Compared with the baseline with the second-best F1-score, APT-Pipe improves the F1-score by 7.01% ( $SD = 9.74\%$ ) on average. This evidences that APT-Pipe is effective in improving ChatGPT’s overall annotation performance. On average, APT-Pipe also improves ChatGPT’s weighted precision by 1.18% ( $SD = 1.36\%$ ) for *eight* datasets, and by 4.88% ( $SD = 7.70\%$ ) for the weighted recall rate for *nine* datasets. This indicates that APT-Pipe also enables ChatGPT to respond with accurate annotations with fewer false positive answers.

Recall that each task (news, stance and AI-writing classification) has four evaluation datasets. APT-Pipe performs the best on 3/4 of their datasets for each task. Thus, we confirm that APT-Pipe can benefit ChatGPT on annotating social computing data for news classification, stance detection, and AI-writing detection. However, the improvements in ChatGPT’s performance vary across these three tasks. For news classification and stance detection, APT-Pipe offers an average improvement of 2.20% ( $SD = 0.80\%$ ) and 1.22% ( $SD = 0.48\%$ ) F1-score, respectively. APT-Pipe’s improvements are far greater for AI-writing detection though, with an average improvement of 17.61% F1-score ( $SD = 11.19\%$ ). Such results suggest that, although APT-Pipe can enhance ChatGPT’s annotation on social computing data, its effectiveness depends on the task domain. In our case, APT-Pipe has a much larger advantage in AI-writing detection than news classification and stance detection.

<sup>1</sup><https://platform.openai.com/docs/api-reference/chat>

<sup>2</sup>Redacted due to anonymous submission requirements.

|             | Shot | NLP Metrics<br>(in selection order) | F1-score      |               |        |               | Precision     |               |               |               | Recall        |               |        |               |
|-------------|------|-------------------------------------|---------------|---------------|--------|---------------|---------------|---------------|---------------|---------------|---------------|---------------|--------|---------------|
|             |      |                                     | Cloze         | Dictionary    | JSON   | APT-Pipe      | Cloze         | Dictionary    | JSON          | APT-Pipe      | Cloze         | Dictionary    | JSON   | APT-Pipe      |
| Ag's News   | 👤    | Few Topic, Emotion, Toxicity.       | 81.98%        | 85.33%        | 81.68% | <b>88.32%</b> | 84.85%        | 85.74%        | 85.06%        | <b>88.72%</b> | 82.45%        | 85.50%        | 82.29% | <b>88.31%</b> |
| SemEval-19  | 👤    | Zero Sentiment, Topic.              | 68.98%        | 77.88%        | 78.07% | <b>80.29%</b> | 69.86%        | 78.04%        | 78.01%        | <b>81.08%</b> | 68.55%        | 77.78%        | 78.40% | <b>80.00%</b> |
| Sarcasm     | 👤    | Zero Emotion.                       | 61.24%        | <b>62.46%</b> | 52.34% | 55.31%        | 67.95%        | <b>68.35%</b> | 65.40%        | 66.88%        | 63.57%        | <b>64.47%</b> | 58.01% | 59.87%        |
| Clickbait   | 👤    | Zero Topic, Emotion.                | 73.54%        | 91.20%        | 93.95% | <b>95.35%</b> | 82.74%        | 91.20%        | 94.29%        | <b>94.64%</b> | 75.20%        | 91.21%        | 93.95% | <b>94.55%</b> |
| SemEval-16  | 👤    | Few Topic, Sentiment.               | 49.37%        | 33.79%        | 37.30% | <b>50.93%</b> | 59.67%        | <b>61.85%</b> | 50.51%        | 57.95%        | 47.00%        | 29.18%        | 34.33% | <b>47.28%</b> |
| P-Stance    | 👤    | Zero -                              | <b>79.69%</b> | 79.10%        | 77.86% | 77.86%        | 80.61%        | 80.74%        | <b>81.02%</b> | <b>81.02%</b> | <b>79.86%</b> | 79.28%        | 78.41% | 78.41%        |
| Vax-Stance  | 👤    | Zero Topic.                         | 64.19%        | 42.27%        | 65.58% | <b>66.25%</b> | 66.87%        | 48.52%        | 69.10%        | <b>69.97%</b> | 63.25%        | 46.67%        | 64.53% | <b>64.91%</b> |
| RU-Stance   | 👤    | Zero Emotion.                       | 67.37%        | 57.40%        | 73.47% | <b>74.89%</b> | 80.50%        | 74.40%        | 81.13%        | <b>81.58%</b> | 67.37%        | 58.36%        | 73.05% | <b>74.55%</b> |
| Tweepfake   | 👤    | Few -                               | 61.63%        | 59.52%        | 63.00% | <b>75.27%</b> | 76.07%        | 66.52%        | 70.83%        | <b>76.20%</b> | 65.42%        | 62.63%        | 65.37% | <b>75.46%</b> |
| FakeHate    | 👤    | Few -                               | 10.49%        | 19.04%        | 11.64% | <b>49.51%</b> | 81.15%        | <b>78.14%</b> | 86.97%        | 74.56%        | 25.38%        | 22.33%        | 19.36% | <b>49.18%</b> |
| GPT-Article | 👤    | Few Sentiment, Emotion, Toxicity    | <b>60.40%</b> | 46.87%        | 54.05% | 40.96%        | <b>61.21%</b> | 50.93%        | 58.72%        | 48.92%        | <b>60.78%</b> | 52.63%        | 56.78% | 49.75%        |
| GPT-Wiki    | 👤    | Few -                               | 55.03%        | 51.62%        | 46.54% | <b>65.11%</b> | 55.33%        | 66.49%        | 47.91%        | <b>67.17%</b> | 54.83%        | 61.29%        | 52.94% | <b>64.15%</b> |

Table 2: Comparison between ChatGPT’s performance with baseline prompts and APT-Pipe prompts. F1-score, precision, and recall are all weighted by labels. A “👤” denotes that APT-Pipe gains a higher F1-score than the baselines. The bold percentage denotes the highest value of the corresponding metrics.

|               | Responses’ parsability |                 |                |                | Time cost     |               |               |               |
|---------------|------------------------|-----------------|----------------|----------------|---------------|---------------|---------------|---------------|
|               | Cloze                  | Dictionary      | JSON           | APT-Pipe       | Cloze         | Dictionary    | JSON          | APT-Pipe      |
| Ag’s News     | 98.98%                 | 57.69%          | 99.83%         | 99.83%         | 0.439         | 0.546         | 0.197         | 0.250         |
| SemEval-19    | 100.00%                | 93.60%          | 100.00%        | 100.00%        | 0.246         | 0.272         | 0.154         | 0.168         |
| Sarcasm       | 100.00%                | 98.29%          | 100.00%        | 100.00%        | 0.264         | 0.304         | 0.169         | 0.172         |
| Clickbait     | 100.00%                | 66.89%          | 100.00%        | 99.83%         | 0.231         | 0.279         | 0.160         | 0.199         |
| SemEval-16    | 89.30%                 | 65.01%          | 93.01%         | 94.68%         | 0.287         | 0.253         | 0.156         | 0.162         |
| P-Stance      | 98.63%                 | 56.53%          | 96.42%         | 96.42%         | 0.247         | 0.175         | 0.168         | 0.168         |
| Vax-Stance    | 100.00%                | 100.00%         | 100.00%        | 96.52%         | 0.360         | 0.492         | 0.196         | 0.146         |
| RU-Stance     | 100.00%                | 97.57%          | 98.95%         | 97.55%         | 0.280         | 0.374         | 0.172         | 0.176         |
| Tweepfake     | 100.00%                | 81.99%          | 100.00%        | 96.76%         | 0.468         | 0.112         | 0.199         | 0.191         |
| FakeHate      | 100.00%                | 81.57%          | 100.00%        | 91.80%         | 0.546         | 0.123         | 0.203         | 0.227         |
| GPT-Article   | 100.00%                | 68.21%          | 100.00%        | 98.53%         | 0.478         | 0.079         | 0.199         | 0.263         |
| GPT-Wiki      | 100.00%                | 100.00%         | 100.00%        | 92.98%         | 0.782         | 0.736         | 0.294         | 0.629         |
| Average (Std) | 98.91% (3.06%)         | 80.61% (17.09%) | 99.02% (2.16%) | 97.08% (2.79%) | 0.386 (0.165) | 0.312 (0.197) | 0.188 (0.038) | 0.229 (0.131) |

Table 3: Comparison between the effectiveness on ChatGPT’s responses by baseline prompts and APT-Pipe prompts.

## 5.2 Effectiveness of ChatGPT’s Responses

As implied in relevant studies, two challenges for applying prompt-tuning for data annotation tasks are that (i) ChatGPT may generate responses in arbitrary formats [3, 18]; and (ii) tuning methods could increase the time cost for generating annotations [51]. We next assess whether APT-Pipe also faces these two difficulties.

**Parsability:** Table 3 shows responses’ parsability for ChatGPT on all 12 dataset. On average, 97.08% ( $SD = 2.79\%$ ) of responses generated by APT-Pipe are parsable. When compared with baselines, APT-Pipe improves upon dictionary prompts, with an improvement of 16.47% parsability on average. However, the parsability is slightly reduced compared to the cloze or plain JSON prompts. Applying APT-Pipe decreases the responses’ parsability by 1.83% when compared to cloze prompts, and 1.94% when compared to JSON prompts on average. These results show that applying APT-Pipe would pay a small price of responses’ parsability. We conjecture this is because adding key-value pairs for prompt-tuning also increases the entropy of the prompt text, which can lead LLMs to respond to answers with a higher uncertainty [6, 60].

**Time Cost:** Table 3 also presents the time taken for ChatGPT to return an annotation. We see that APT-Pipe improves upon both cloze and dictionary prompts. Applying APT-Pipe decreases the

|             | F1-score      |            |               | Precision     |               |               | Recall        |               |               |
|-------------|---------------|------------|---------------|---------------|---------------|---------------|---------------|---------------|---------------|
|             | APT-Pipe      | w/o Step 2 | w/o Step 3    | APT-Pipe      | w/o Step 2    | w/o Step 3    | APT-Pipe      | w/o Step 2    | w/o Step 3    |
| Ag’s News   | 88.32%        | 83.43%     | <b>88.74%</b> | 88.72%        | 85.70%        | <b>88.84%</b> | 88.31%        | 83.87%        | <b>88.76%</b> |
| SemEval-19  | <b>80.29%</b> | -          | 77.47%        | <b>81.08%</b> | -             | 78.00%        | <b>80.00%</b> | -             | 77.27%        |
| Sarcasm     | 55.51%        | -          | 51.54%        | 66.88%        | -             | <b>69.28%</b> | 59.87%        | -             | 58.38%        |
| Clickbait   | 94.56%        | -          | 93.90%        | <b>94.64%</b> | -             | 94.25%        | <b>94.57%</b> | -             | 93.92%        |
| SemEval-16  | 50.93%        | 34.90%     | 45.10%        | 57.95%        | 52.37%        | 53.43%        | <b>47.28%</b> | 31.33%        | 41.53%        |
| P-Stance    | 74.82%        | -          | 77.27%        | -             | -             | 75.33%        | -             | -             | -             |
| Vax-Stance  | 66.25%        | -          | 63.11%        | <b>69.97%</b> | -             | 65.50%        | <b>64.91%</b> | -             | 62.81%        |
| RU-Stance   | 74.89%        | -          | 73.17%        | <b>81.58%</b> | -             | 80.98%        | <b>74.55%</b> | -             | 72.79%        |
| Tweepfake   | 75.27%        | 62.40%     | -             | 76.20%        | 70.81%        | -             | 75.46%        | 64.86%        | -             |
| FakeHate    | 49.51%        | 24.53%     | -             | 74.56%        | 67.35%        | -             | <b>49.18%</b> | 31.54%        | -             |
| GPT-Article | 40.96%        | 51.79%     | 42.75%        | 48.92%        | <b>58.70%</b> | 43.15%        | 49.75%        | <b>56.00%</b> | 43.13%        |
| GPT-Wiki    | 65.11%        | 39.54%     | -             | 67.17%        | 67.13%        | -             | <b>64.15%</b> | 48.33%        | -             |

Table 4: Ablation study on prompt-tuning. The “w/o Step 2/3” represents the variant of APT-Pipe without prompt-tuning in Step 2/3. A “-” denotes that the ablation comparison is not available as APT-Pipe prompts on the corresponding dataset don’t apply few-shot learning in Step 2 or no NLP metrics are selected in Step 3. The bold percentage denotes the highest value of corresponding metrics.

time cost by 0.157 seconds per token when compared to cloze prompts, and 0.082 seconds per token when compared to plain JSON prompts. However, compared with JSON prompts, APT-Pipe introduces a small additional time cost (0.041 seconds per token). These results show that the tuned prompts take slightly longer to execute compared to the un-tuned JSON. This is because the tuned prompts contain additional information, which is used to achieve performance improvement. Nonetheless, APT-Pipe is still able to boost ChatGPT’s speed for data annotation compared to the dictionary and cloze prompts utilized in other literature.

## 5.3 Ablation Study

We next conduct an ablation study to measure the improvements attained by each step described in Section 3. Note, Table 2 already shows the outputs of Step 1 in the JSON column. Thus, we set up two additional variant pipelines, and compare them against APT-Pipe:

- **Without Step 2:** In this variant pipeline, we discard Step 2 from APT-Pipe. We directly apply the NLP feature selection module (Step 3) to the initialized JSON prompt (from Step 1), and then add the selected NLP features to the encoded prompt.

|     | Zero-shot   | Few-shot  |
|-----|---|---|
| CoT | "Thought": "Let's think step by step."  | "Thought": "Let's think step by step.",<br>"Examples for thought": [{"Text": "{exemplar 1}", "Label": "{exemplar 1's ground-truth label}"}, {"Text": "{exemplar 2}", "Label": "{exemplar 2's ground-truth label}"}, {"Text": "{exemplar 3}", "Label": "{exemplar 3's ground-truth label}"}, {"Text": "{exemplar 4}", "Label": "{exemplar 4's ground-truth label}"}, {"Text": "{exemplar 5}", "Label": "{exemplar 5's ground-truth label}"}, {"Text": "{exemplar 6}", "Label": "{exemplar 6's ground-truth label}"}, {"Text": "{exemplar 7}", "Label": "{exemplar 7's ground-truth label}"}, {"Text": "{exemplar 8}", "Label": "{exemplar 8's ground-truth label}"}, {"Text": "{exemplar 9}", "Label": "{exemplar 9's ground-truth label}"}, {"Text": "{exemplar 10}", "Label": "{exemplar 10's ground-truth label}"}, {"Text": "{exemplar 11}", "Label": "{exemplar 11's ground-truth label}"}, {"Text": "{exemplar 12}", "Label": "{exemplar 12's ground-truth label}"}, {"Text": "{exemplar 13}", "Label": "{exemplar 13's ground-truth label}"}, {"Text": "{exemplar 14}", "Label": "{exemplar 14's ground-truth label}"}, {"Text": "{exemplar 15}", "Label": "{exemplar 15's ground-truth label}"}, {"Text": "{exemplar 16}", "Label": "{exemplar 16's ground-truth label}"}, {"Text": "{exemplar 17}", "Label": "{exemplar 17's ground-truth label}"}, {"Text": "{exemplar 18}", "Label": "{exemplar 18's ground-truth label}"}, {"Text": "{exemplar 19}", "Label": "{exemplar 19's ground-truth label}"}, {"Text": "{exemplar 20}", "Label": "{exemplar 20's ground-truth label}"}, {"Text": "{exemplar 21}", "Label": "{exemplar 21's ground-truth label}"}, {"Text": "{exemplar 22}", "Label": "{exemplar 22's ground-truth label}"}, {"Text": "{exemplar 23}", "Label": "{exemplar 23's ground-truth label}"}, {"Text": "{exemplar 24}", "Label": "{exemplar 24's ground-truth label}"}, {"Text": "{exemplar 25}", "Label": "{exemplar 25's ground-truth label}"}, {"Text": "{exemplar 26}", "Label": "{exemplar 26's ground-truth label}"}, {"Text": "{exemplar 27}", "Label": "{exemplar 27's ground-truth label}"}, {"Text": "{exemplar 28}", "Label": "{exemplar 28's ground-truth label}"}, {"Text": "{exemplar 29}", "Label": "{exemplar 29's ground-truth label}"}, {"Text": "{exemplar 30}", "Label": "{exemplar 30's ground-truth label}"}, {"Text": "{exemplar 31}", "Label": "{exemplar 31's ground-truth label}"}, {"Text": "{exemplar 32}", "Label": "{exemplar 32's ground-truth label}"}, {"Text": "{exemplar 33}", "Label": "{exemplar 33's ground-truth label}"}, {"Text": "{exemplar 34}", "Label": "{exemplar 34's ground-truth label}"}, {"Text": "{exemplar 35}", "Label": "{exemplar 35's ground-truth label}"}, {"Text": "{exemplar 36}", "Label": "{exemplar 36's ground-truth label}"}, {"Text": "{exemplar 37}", "Label": "{exemplar 37's ground-truth label}"}, {"Text": "{exemplar 38}", "Label": "{exemplar 38's ground-truth label}"}, {"Text": "{exemplar 39}", "Label": "{exemplar 39's ground-truth label}"}, {"Text": "{exemplar 40}", "Label": "{exemplar 40's ground-truth label}"}, {"Text": "{exemplar 41}", "Label": "{exemplar 41's ground-truth label}"}, {"Text": "{exemplar 42}", "Label": "{exemplar 42's ground-truth label}"}, {"Text": "{exemplar 43}", "Label": "{exemplar 43's ground-truth label}"}, {"Text": "{exemplar 44}", "Label": "{exemplar 44's ground-truth label}"}, {"Text": "{exemplar 45}", "Label": "{exemplar 45's ground-truth label}"}, {"Text": "{exemplar 46}", "Label": "{exemplar 46's ground-truth label}"}, {"Text": "{exemplar 47}", "Label": "{exemplar 47's ground-truth label}"}, {"Text": "{exemplar 48}", "Label": "{exemplar 48's ground-truth label}"}, {"Text": "{exemplar 49}", "Label": "{exemplar 49's ground-truth label}"}, {"Text": "{exemplar 50}", "Label": "{exemplar 50's ground-truth label}"}, {"Text": "{exemplar 51}", "Label": "{exemplar 51's ground-truth label}"}, {"Text": "{exemplar 52}", "Label": "{exemplar 52's ground-truth label}"}, {"Text": "{exemplar 53}", "Label": "{exemplar 53's ground-truth label}"}, {"Text": "{exemplar 54}", "Label": "{exemplar 54's ground-truth label}"}, {"Text": "{exemplar 55}", "Label": "{exemplar 55's ground-truth label}"}, {"Text": "{exemplar 56}", "Label": "{exemplar 56's ground-truth label}"}, {"Text": "{exemplar 57}", "Label": "{exemplar 57's ground-truth label}"}, {"Text": "{exemplar 58}", "Label": "{exemplar 58's ground-truth label}"}, {"Text": "{exemplar 59}", "Label": "{exemplar 59's ground-truth label}"}, {"Text": "{exemplar 60}", "Label": "{exemplar 60's ground-truth label}"}, {"Text": "{exemplar 61}", "Label": "{exemplar 61's ground-truth label}"}, {"Text": "{exemplar 62}", "Label": "{exemplar 62's ground-truth label}"}, {"Text": "{exemplar 63}", "Label": "{exemplar 63's ground-truth label}"}, {"Text": "{exemplar 64}", "Label": "{exemplar 64's ground-truth label}"}, {"Text": "{exemplar 65}", "Label": "{exemplar 65's ground-truth label}"}, {"Text": "{exemplar 66}", "Label": "{exemplar 66's ground-truth label}"}, {"Text": "{exemplar 67}", "Label": "{exemplar 67's ground-truth label}"}, {"Text": "{exemplar 68}", "Label": "{exemplar 68's ground-truth label}"}, {"Text": "{exemplar 69}", "Label": "{exemplar 69's ground-truth label}"}, {"Text": "{exemplar 70}", "Label": "{exemplar 70's ground-truth label}"}, {"Text": "{exemplar 71}", "Label": "{exemplar 71's ground-truth label}"}, {"Text": "{exemplar 72}", "Label": "{exemplar 72's ground-truth label}"}, {"Text": "{exemplar 73}", "Label": "{exemplar 73's ground-truth label}"}, {"Text": "{exemplar 74}", "Label": "{exemplar 74's ground-truth label}"}, {"Text": "{exemplar 75}", "Label": "{exemplar 75's ground-truth label}"}, {"Text": "{exemplar 76}", "Label": "{exemplar 76's ground-truth label}"}, {"Text": "{exemplar 77}", "Label": "{exemplar 77's ground-truth label}"}, {"Text": "{exemplar 78}", "Label": "{exemplar 78's ground-truth label}"}, {"Text": "{exemplar 79}", "Label": "{exemplar 79's ground-truth label}"}, {"Text": "{exemplar 80}", "Label": "{exemplar 80's ground-truth label}"}, {"Text": "{exemplar 81}", "Label": "{exemplar 81's ground-truth label}"}, {"Text": "{exemplar 82}", "Label": "{exemplar 82's ground-truth label}"}, {"Text": "{exemplar 83}", "Label": "{exemplar 83's ground-truth label}"}, {"Text": "{exemplar 84}", "Label": "{exemplar 84's ground-truth label}"}, {"Text": "{exemplar 85}", "Label": "{exemplar 85's ground-truth label}"}, {"Text": "{exemplar 86}", "Label": "{exemplar 86's ground-truth label}"}, {"Text": "{exemplar 87}", "Label": "{exemplar 87's ground-truth label}"}, {"Text": "{exemplar 88}", "Label": "{exemplar 88's ground-truth label}"}, {"Text": "{exemplar 89}", "Label": "{exemplar 89's ground-truth label}"}, {"Text": "{exemplar 90}", "Label": "{exemplar 90's ground-truth label}"}, {"Text": "{exemplar 91}", "Label": "{exemplar 91's ground-truth label}"}, {"Text": "{exemplar 92}", "Label": "{exemplar 92's ground-truth label}"}, {"Text": "{exemplar 93}", "Label": "{exemplar 93's ground-truth label}"}, {"Text": "{exemplar 94}", "Label": "{exemplar 94's ground-truth label}"}, {"Text": "{exemplar 95}", "Label": "{exemplar 95's ground-truth label}"}, {"Text": "{exemplar 96}", "Label": "{exemplar 96's ground-truth label}"}, {"Text": "{exemplar 97}", "Label": "{exemplar 97's ground-truth label}"}, {"Text": "{exemplar 98}", "Label": "{exemplar 98's ground-truth label}"}, {"Text": "{exemplar 99}", "Label": "{exemplar 99's ground-truth label}"}, {"Text": "{exemplar 100}", "Label": "{exemplar 100's ground-truth label}"}]   |
| ToT | "Thought": "Imagine three different experts are answering this question. All experts will write down 1 step of their thinking, then share it with the group. Then all experts will go on to the next step, etc. If any expert realises they're wrong at any point then they leave. Finally, all experts vote and elect the majority label as the final result."<br>Finally, all experts vote and elect the majority label as the final result." | "Thought": "Imagine three different experts are answering this question. All experts will write down 1 step of their thinking, then share it with the group. Then all experts will go on to the next step, etc. If any expert realises they're wrong at any point then they leave. Finally, all experts vote and elect the majority label as the final result."<br>"Examples for thought": [{"Text": "{exemplar 1}", "Label": "{exemplar 1's ground-truth label}"}, {"Text": "{exemplar 2}", "Label": "{exemplar 2's ground-truth label}"}, {"Text": "{exemplar 3}", "Label": "{exemplar 3's ground-truth label}"}, {"Text": "{exemplar 4}", "Label": "{exemplar 4's ground-truth label}"}, {"Text": "{exemplar 5}", "Label": "{exemplar 5's ground-truth label}"}, {"Text": "{exemplar 6}", "Label": "{exemplar 6's ground-truth label}"}, {"Text": "{exemplar 7}", "Label": "{exemplar 7's ground-truth label}"}, {"Text": "{exemplar 8}", "Label": "{exemplar 8's ground-truth label}"}, {"Text": "{exemplar 9}", "Label": "{exemplar 9's ground-truth label}"}, {"Text": "{exemplar 10}", "Label": "{exemplar 10's ground-truth label}"}, {"Text": "{exemplar 11}", "Label": "{exemplar 11's ground-truth label}"}, {"Text": "{exemplar 12}", "Label": "{exemplar 12's ground-truth label}"}, {"Text": "{exemplar 13}", "Label": "{exemplar 13's ground-truth label}"}, {"Text": "{exemplar 14}", "Label": "{exemplar 14's ground-truth label}"}, {"Text": "{exemplar 15}", "Label": "{exemplar 15's ground-truth label}"}, {"Text": "{exemplar 16}", "Label": "{exemplar 16's ground-truth label}"}, {"Text": "{exemplar 17}", "Label": "{exemplar 17's ground-truth label}"}, {"Text": "{exemplar 18}", "Label": "{exemplar 18's ground-truth label}"}, {"Text": "{exemplar 19}", "Label": "{exemplar 19's ground-truth label}"}, {"Text": "{exemplar 20}", "Label": "{exemplar 20's ground-truth label}"}, {"Text": "{exemplar 21}", "Label": "{exemplar 21's ground-truth label}"}, {"Text": "{exemplar 22}", "Label": "{exemplar 22's ground-truth label}"}, {"Text": "{exemplar 23}", "Label": "{exemplar 23's ground-truth label}"}, {"Text": "{exemplar 24}", "Label": "{exemplar 24's ground-truth label}"}, {"Text": "{exemplar 25}", "Label": "{exemplar 25's ground-truth label}"}, {"Text": "{exemplar 26}", "Label": "{exemplar 26's ground-truth label}"}, {"Text": "{exemplar 27}", "Label": "{exemplar 27's ground-truth label}"}, {"Text": "{exemplar 28}", "Label": "{exemplar 28's ground-truth label}"}, {"Text": "{exemplar 29}", "Label": "{exemplar 29's ground-truth label}"}, {"Text": "{exemplar 30}", "Label": "{exemplar 30's ground-truth label}"}, {"Text": "{exemplar 31}", "Label": "{exemplar 31's ground-truth label}"}, {"Text": "{exemplar 32}", "Label": "{exemplar 32's ground-truth label}"}, {"Text": "{exemplar 33}", "Label": "{exemplar 33's ground-truth label}"}, {"Text": "{exemplar 34}", "Label": "{exemplar 34's ground-truth label}"}, {"Text": "{exemplar 35}", "Label": "{exemplar 35's ground-truth label}"}, {"Text": "{exemplar 36}", "Label": "{exemplar 36's ground-truth label}"}, {"Text": "{exemplar 37}", "Label": "{exemplar 37's ground-truth label}"}, {"Text": "{exemplar 38}", "Label": "{exemplar 38's ground-truth label}"}, {"Text": "{exemplar 39}", "Label": "{exemplar 39's ground-truth label}"}, {"Text": "{exemplar 40}", "Label": "{exemplar 40's ground-truth label}"}, {"Text": "{exemplar 41}", "Label": "{exemplar 41's ground-truth label}"}, {"Text": "{exemplar 42}", "Label": "{exemplar 42's ground-truth label}"}, {"Text": "{exemplar 43}", "Label": "{exemplar 43's ground-truth label}"}, {"Text": "{exemplar 44}", "Label": "{exemplar 44's ground-truth label}"}, {"Text": "{exemplar 45}", "Label": "{exemplar 45's ground-truth label}"}, {"Text": "{exemplar 46}", "Label": "{exemplar 46's ground-truth label}"}, {"Text": "{exemplar 47}", "Label": "{exemplar 47's ground-truth label}"}, {"Text": "{exemplar 48}", "Label": "{exemplar 48's ground-truth label}"}, {"Text": "{exemplar 49}", "Label": "{exemplar 49's ground-truth label}"}, {"Text": "{exemplar 50}", "Label": "{exemplar 50's ground-truth label}"}, {"Text": "{exemplar 51}", "Label": "{exemplar 51's ground-truth label}"}, {"Text": "{exemplar 52}", "Label": "{exemplar 52's ground-truth label}"}, {"Text": "{exemplar 53}", "Label": "{exemplar 53's ground-truth label}"}, {"Text": "{exemplar 54}", "Label": "{exemplar 54's ground-truth label}"}, {"Text": "{exemplar 55}", "Label": "{exemplar 55's ground-truth label}"}, {"Text": "{exemplar 56}", "Label": "{exemplar 56's ground-truth label}"}, {"Text": "{exemplar 57}", "Label": "{exemplar 57's ground-truth label}"}, {"Text": "{exemplar 58}", "Label": "{exemplar 58's ground-truth label}"}, {"Text": "{exemplar 59}", "Label": "{exemplar 59's ground-truth label}"}, {"Text": "{exemplar 60}", "Label": "{exemplar 60's ground-truth label}"}, {"Text": "{exemplar 61}", "Label": "{exemplar 61's ground-truth label}"}, {"Text": "{exemplar 62}", "Label": "{exemplar 62's ground-truth label}"}, {"Text": "{exemplar 63}", "Label": "{exemplar 63's ground-truth label}"}, {"Text": "{exemplar 64}", "Label": "{exemplar 64's ground-truth label}"}, {"Text": "{exemplar 65}", "Label": "{exemplar 65's ground-truth label}"}, {"Text": "{exemplar 66}", "Label": "{exemplar 66's ground-truth label}"}, {"Text": "{exemplar 67}", "Label": "{exemplar 67's ground-truth label}"}, {"Text": "{exemplar 68}", "Label": "{exemplar 68's ground-truth label}"}, {"Text": "{exemplar 69}", "Label": "{exemplar 69's ground-truth label}"}, {"Text": "{exemplar 70}", "Label": "{exemplar 70's ground-truth label}"}, {"Text": "{exemplar 71}", "Label": "{exemplar 71's ground-truth label}"}, {"Text": "{exemplar 72}", "Label": "{exemplar 72's ground-truth label}"}, {"Text": "{exemplar 73}", "Label": "{exemplar 73's ground-truth label}"}, {"Text": "{exemplar 74}", "Label": "{exemplar 74's ground-truth label}"}, {"Text": "{exemplar 75}", "Label": "{exemplar 75's ground-truth label}"}, {"Text": "{exemplar 76}", "Label": "{exemplar 76's ground-truth label}"}, {"Text": "{exemplar 77}", "Label": "{exemplar 77's ground-truth label}"}, {"Text": "{exemplar 78}", "Label": "{exemplar 78's ground-truth label}"}, {"Text": "{exemplar 79}", "Label": "{exemplar 79's ground-truth label}"}, {"Text": "{exemplar 80}", "Label": "{exemplar 80's ground-truth label}"}, {"Text": "{exemplar 81}", "Label": "{exemplar 81's ground-truth label}"}, {"Text": "{exemplar 82}", "Label": "{exemplar 82's ground-truth label}"}, {"Text": "{exemplar 83}", "Label": "{exemplar 83's ground-truth label}"}, {"Text": "{exemplar 84}", "Label": "{exemplar 84's ground-truth label}"}, {"Text": "{exemplar 85}", "Label": "{exemplar 85's ground-truth label}"}, {"Text": "{exemplar 86}", "Label": "{exemplar 86's ground-truth label}"}, {"Text": "{exemplar 87}", "Label": "{exemplar 87's ground-truth label}"}, {"Text": "{exemplar 88}", "Label": "{exemplar 88's ground-truth label}"}, {"Text": "{exemplar 89}", "Label": "{exemplar 89's ground-truth label}"}, {"Text": "{exemplar 90}", "Label": "{exemplar 90's ground-truth label}"}, {"Text": "{exemplar 91}", "Label": "{exemplar 91's ground-truth label}"}, {"Text": "{exemplar 92}", "Label": "{exemplar 92's ground-truth label}"}, {"Text": "{exemplar 93}", "Label": "{exemplar 93's ground-truth label}"}, {"Text": "{exemplar 94}", "Label": "{exemplar 94's ground-truth label}"}, {"Text": "{exemplar 95}", "Label": "{exemplar 95's ground-truth label}"}, {"Text": "{exemplar 96}", "Label": "{exemplar 96's ground-truth label}"}, {"Text": "{exemplar 97}", "Label": "{exemplar 97's ground-truth label}"}, {"Text": "{exemplar 98}", "Label": "{exemplar 98's ground-truth label}"}, {"Text": "{exemplar 99}", "Label": "{exemplar 99's ground-truth label}"}, {"Text": "{exemplar 100}", "Label": "{exemplar 100's ground-truth label}"}] |

**Table 5: A summary of key-value pairs augmented in prompt text in APT-Pipe prompts for applying Chain-of-Thought (CoT) and Tree-of-Thought (ToT).**

|             | F1-score        |                 |               | Precision       |                 |               | Recall          |                 |               |
|-------------|-----------------|-----------------|---------------|-----------------|-----------------|---------------|-----------------|-----------------|---------------|
|             | w/i CoT         | w/i ToT         | APT-Pipe      | w/i CoT         | w/i ToT         | APT-Pipe      | w/i CoT         | w/i ToT         | APT-Pipe      |
| Ag's News   | 84.26%          | 85.60%          | <b>88.32%</b> | 86.75%          | 86.90%          | <b>88.72%</b> | 84.59%          | 85.79%          | <b>88.31%</b> |
| SemEval-19  | 77.51%          | <b>80.59%</b> ↑ | 80.29%        | 78.16%          | 80.79%          | <b>81.08%</b> | 77.24%          | <b>80.47%</b> ↑ | 80.00%        |
| Sarcasm     | 56.60% ↑        | 57.56% ↑        | 55.31%        | <b>68.19%</b> ↑ | 68.11% ↑        | 66.88%        | <b>60.98%</b> ↑ | 60.82% ↑        | 59.87%        |
| Clickbait   | 95.43% ↑        | 92.71%          | 95.35%        | <b>95.52%</b> ↑ | 93.42%          | 95.39%        | <b>95.43%</b> ↑ | 92.73%          | 95.34%        |
| SemEval-16  | 45.08%          | 45.42%          | <b>50.93%</b> | 53.21%          | 53.16%          | <b>57.95%</b> | 42.14%          | 42.64%          | <b>47.28%</b> |
| P-Stance    | 76.81%          | <b>80.52%</b> ↑ | 77.86%        | 79.95%          | <b>82.22%</b> ↑ | 81.02%        | 77.43%          | <b>80.78%</b> ↑ | 78.41%        |
| Vax-Stance  | <b>68.04%</b> ↑ | 59.50%          | 65.58%        | <b>71.54%</b> ↑ | 60.25%          | 69.31%        | <b>67.00%</b> ↑ | 58.96%          | 64.26%        |
| RU-Stance   | 74.27%          | <b>76.25%</b> ↑ | 74.89%        | <b>81.97%</b> ↑ | 81.12%          | 81.58%        | 73.87%          | <b>75.66%</b> ↑ | 74.55%        |
| Tweepfake   | 72.52%          | 71.40%          | 75.27%        | 73.32%          | 74.68%          | <b>76.20%</b> | 72.68%          | 72.05%          | <b>75.46%</b> |
| FakeHate    | 49.18%          | 20.99%          | <b>49.51%</b> | 71.61%          | 71.43%          | <b>74.56%</b> | <b>50.41%</b> ↑ | 30.29%          | 49.18%        |
| GPT-Article | <b>55.04%</b> ↑ | 49.86% ↑        | 40.96%        | <b>55.43%</b> ↑ | 50.06% ↑        | 48.92%        | <b>54.97%</b> ↑ | 50.31% ↑        | 49.75%        |
| GPT-Wiki    | 67.23% ↑        | <b>70.58%</b> ↑ | 65.11%        | 69.41% ↑        | <b>76.31%</b> ↑ | 67.17%        | 66.67% ↑        | <b>69.81%</b> ↑ | 64.15%        |

**Table 6: Comparison between ChatGPT's performance within APT-Pipe prompts extended with CoT and ToT. The "w/i CoT (ToT)" represents the group of prompts by APT-Pipe extended with CoT (ToT). A "↑" beside a percentage means CoT/ToT improves APT-Pipe's performance. The bold percentage denotes the highest value of corresponding metrics.**

- **Without Step 3:** In this variant pipeline, we remove step 3 from APT-Pipe. It only uses the few shots or the zero shots prompting mechanism from Step 2.

Table 4 compares ChatGPT's performance on the test sets using the original pipeline, and the two variants. APT-Pipe outperforms the variants in *nine out of twelve* datasets in terms of F1 scores. We observe that APT-Pipe outperforms the Without Step 2 method by 6.12% on F1 score, 0.96% on precision, and 4.85% on recall. For the Without Step 3 method, APT-Pipeline outperforms it by 1.31% on F1 score, 1.36% on precision, and 1.72% on recall. This demonstrate the effectiveness of our fully integrated prompting steps in improving the performance of ChatGPT for text annotation tasks.

## 6 EXTENDING APT-PIPE PROMPTS

APT-Pipe is built in a modular fashion and is extensible by design. To demonstrate this, we briefly conduct a case-study by extending APT-Pipe to support two additional state-of-art tuning mechanisms:

- **Chain-of-Thought (CoT):** CoT is a method to improve LLM's decisions by leading it to explain its behaviors or exemplars step by step [54].
- **Tree-of-Thought (ToT):** ToT decomposes prompt tasks in several steps and each step is reasoned over using multiple CoT explanations. The goal of ToT is to search a route on these CoT

explanations step by step and output explanations to explain the LLM's behaviors [57].

**Implementation:** For this experiment, we "plug-in" these two modules to create a fourth stage in the pipeline. Here, we embed the two proposed augmentations into the prompts output by APT-Pipe in Step 3 [27, 30]. Both augmentations are formed by adding instructive sentences that can be directly injected into prompts to guide ChatGPT's reasoning process. Table 5 lists the specific text for the two prompt additions. For CoT, its augmentation involves the simple addition of the instruction "Let's think step by step." [30]. For ToT, its augmentation involves more comprehensive guidance as "Imagine three different experts are answering this question. All experts will write down 1 step of their thinking, then share it with the group. Then all experts will go on to the next step, etc. If any expert realises they're wrong at any point then they leave. Finally, all experts vote and elect the majority label as the final result." [27].

Note that prompts tuned by APT-Pipe may employ either zero-shot or few-shot configurations. We refer to suggestions by relevant studies to set up the two types of automatic realizations of CoT/ToT under zero-shot and few-shot settings, respectively [36, 52]. For APT-Prompts with a zero-shot configuration, applying CoT and ToT simply adds their instructive sentences into the prompts (see Table 5). For APT-Pipe prompts with the few-shot configuration, for each prompt and its exemplars selected in Step 2, we ask ChatGPT to explain the exemplars' ground-truth labels through a prompt enhanced by CoT/ToT. Afterwards, we append these explanations to the exemplars in prompts correspondingly. The CoT/ToT prompt enhancement is as follows:

```
{
  "Prompt": "Follow the thought to reason the true label of
following text among given labels for specified task.",
  "Thought": "{CoT/ToT instructive sentences}",
  "Text": "{text to classify}",
  "Task": "{task domain}",
  "True label": "{ground-truth label for text}",
  "Labels": ["Label 1", "Label 2", ...],
  "Desired format": {
    "Explanation": "<explanation_for_the_true_label>"
  }
}
```

**Results:** Table 6 presents the performance on the test sets using the baseline APT-Pipe prompts (from Section 3) against their extended versions with CoT and ToT. CoT improves APT-Pipe's F1-scores on *five* datasets by 4.01% ( $SD = 5.71%$ ) on average, and ToT improves APT-Pipe's F1-scores on *six* datasets by 3.49% ( $SD = 3.17%$ ) on average. These results show that extending APT-Pipe with CoT and ToT has the potential to improve performance. However, we also identify some trade-offs for such extensions. For example, ToT decreases ChatGPT's precision on *eight* datasets by 3.84% ( $SD = 3.16%$ ) on average. This implies that extending APT-Pipe with ToT can make ChatGPT less likely to respond with precise annotations and introduce more false positive answers instead. Importantly, APT-Pipe can evaluate the efficacy for any given dataset and only include the prompt additions that result in performance improvements. We, therefore, show this to highlight APT-Pipe's modular flexibility.



## 7 CONCLUSION & DISCUSSION

**Summary:** This paper has proposed APT-Pipe, an automatic prompt-tuning tool for annotating social computing data. Given a text classification dataset, APT-Pipe aims to automatically tune a prompt for ChatGPT to reproduce identical annotations to a small set of ground-truth labels. APT-Pipe then tests a variety of these prompts to identify the one that performs best. Once complete, the tuned prompt can be applied across the full dataset. Our results show that APT-Pipe can improve ChatGPT's overall performance on nine datasets, improving its F1-score by 7.01% on average. Importantly, in cases where the pipeline's prompt tuning techniques do not work well for the specific data, APT-Pipe makes this transparent, allowing the engineer to use the un-tuned prompt instead.

**Limitations & Future work:** As the first attempt at automating prompt-tuning for data annotation, our study has certain limitations. These form the basis of our future work. *First*, we only test APT-Pipe with a small number of datasets from three task domains. We are keen to understand how APT-Pipe performs on other classification domains like hate speech detection [26] and relation extraction [24]. *Second*, in our evaluation, we assume that the prompt engineer can annotate small parts of their datasets, to underpin APT-Pipe. Typically, this involves labeling hundreds of posts. We wish to further investigate APT-Pipe's performance on far fewer labels (e.g., 10 samples), and explore techniques to minimize human burden. *Third*, as an extensible framework, APT-Pipe has only been evaluated with two modules — few-shot learning and NLP metrics selection — alongside the CoT and ToT extensions. We conjecture that numerous new prompting tuning techniques will be proposed in the coming years. We are therefore excited to integrate future tuning techniques into the pipeline. As such, APT-Pipe is open-source and will be made publicly available.

## REFERENCES

- [1] Rachith Aiyappa, Jisun An, Haewoon Kwak, and Yong-Yeol Ahn. 2023. Can we trust the evaluation on ChatGPT? *arXiv preprint arXiv:2303.12767* (2023).
- [2] Meysam Alizadeh, Maël Kubli, Zeynab Samei, Shirin Dehghani, Juan Diego Bermeo, Maria Korobeynikova, and Fabrizio Gilardi. 2023. Open-Source Large Language Models Outperform Crowd Workers and Approach ChatGPT in Text-Annotation Tasks. *arXiv preprint arXiv:2307.02179* (2023).
- [3] Mostafa M Amin, Erik Cambria, and Björn W Schuller. 2023. Will affective computing emerge from foundation models and general ai? A first evaluation on chatgpt. *arXiv preprint arXiv:2303.03186* (2023).
- [4] Yejin Bang, Samuel Cahyawijaya, Nayeon Lee, Wenliang Dai, Dan Su, Bryan Wilie, Holy Lovenia, Ziwei Ji, Tiezheng Yu, Willy Chung, et al. 2023. A multitask, multilingual, multimodal evaluation of chatgpt on reasoning, hallucination, and interactivity. *arXiv preprint arXiv:2302.04023* (2023).
- [5] Francesco Barbieri, Luis Espinosa Anke, and Jose Camacho-Collados. 2021. Xlm-t: Multilingual language models in twitter for sentiment analysis and beyond. *arXiv preprint arXiv:2104.12250* (2021).
- [6] Ali Borji. 2023. A categorical archive of chatgpt failures. *arXiv preprint arXiv:2302.03494* (2023).
- [7] Tom Brown, Benjamin Mann, Nick Ryder, Melanie Subbiah, Jared D Kaplan, Prafulla Dhariwal, Arvind Neelakantan, Pranav Shyam, Girish Sastry, Amanda Askell, et al. 2020. Language models are few-shot learners. *Advances in neural information processing systems* 33 (2020), 1877–1901.
- [8] Abhijnan Chakraborty, Bhargavi Paranjape, Sourya Kakarla, and Niloy Ganguly. 2016. Stop clickbait: Detecting and preventing clickbait in online news media. In *2016 IEEE/ACM international conference on advances in social networks analysis and mining (ASONAM)*. IEEE, 9–16.
- [9] Ilias Chalkidis, Manos Fergadiotis, Sotiris Kotitsas, Prodomos Malakasiotis, Nikolaos Aletras, and Ion Androutsopoulos. 2020. An empirical study on large-scale multi-label text classification including few and zero-shot labels. *arXiv preprint arXiv:2010.01653* (2020).
- [10] Tianqi Chen and Carlos Guestrin. 2016. Xgboost: A scalable tree boosting system. In *Proceedings of the 22nd acm sigkdd international conference on knowledge discovery and data mining*. 785–794.
- [11] Evan Crothers, Nathalie Japkowicz, and Herna L Viktor. 2023. Machine-generated Text: A Comprehensive Survey of Threat Models and Detection Methods. *IEEE Access* (2023).
- [12] Ona De Gibert, Naiara Perez, Aitor García-Pablos, and Montse Cuadros. 2018. Hate speech dataset from a white supremacy forum. *arXiv preprint arXiv:1809.04444* (2018).
- [13] Bosheng Ding, Chengwei Qin, Linlin Liu, Lidong Bing, Shafiq Joty, and Boyang Li. 2022. Is gpt-3 a good data annotator? *arXiv preprint arXiv:2212.10450* (2022).
- [14] Paul Ekman et al. 1999. Basic emotions. *Handbook of cognition and emotion* 98, 45–60 (1999), 16.
- [15] Tiziano Fagni, Fabrizio Falchi, Margherita Gambini, Antonio Martella, and Maurizio Tesconi. 2021. TweepFake: About detecting deepfake tweets. *Plos one* 16, 5 (2021), e0251415.
- [16] Fabrizio Gilardi, Meysam Alizadeh, and Maël Kubli. 2023. Chatgpt outperforms crowd-workers for text-annotation tasks. *arXiv preprint arXiv:2303.15056* (2023).
- [17] Maarten Grootendorst. 2022. BERTopic: Neural topic modeling with a class-based TF-IDF procedure. *arXiv preprint arXiv:2203.05794* (2022).
- [18] Biyang Guo, Xin Zhang, Ziyuan Wang, Minqi Jiang, Jinran Nie, Yuxuan Ding, Jianwei Yue, and Yupeng Wu. 2023. How close is chatgpt to human experts? comparison corpus, evaluation, and detection. *arXiv preprint arXiv:2301.07597* (2023).
- [19] Xu Han, Weilin Zhao, Ning Ding, Zhiyuan Liu, and Maosong Sun. 2022. Ptr: Prompt tuning with rules for text classification. *AI Open* 3 (2022), 182–192.
- [20] Ehsan-Ul Haq, Yang K Lu, and Pan Hui. 2022. It's All Relative! A Method to Counter Human Bias in Crowdsourced Stance Detection of News Articles. *Proceedings of the ACM on Human-Computer Interaction* 6, CSCW2 (2022), 1–25.
- [21] Jochen Hartmann. 2022. Emotion English DistilRoBERTa-base. <https://huggingface.co/j-hartmann/emotion-english-distilroberta-base/>.
- [22] Thomas Hartvigsen, Saadia Gabriel, Hamid Palangi, Maarten Sap, Dipankar Ray, and Ece Kamar. 2022. Toxigen: A large-scale machine-generated dataset for adversarial and implicit hate speech detection. *arXiv preprint arXiv:2203.09509* (2022).
- [23] Spencer Holley. 2023. Fake Or Real. <https://www.kaggle.com/datasets/spencerholley/fake-or-real>.
- [24] Shengding Hu, Ning Ding, Huadong Wang, Zhiyuan Liu, Jingang Wang, Juanzi Li, Wei Wu, and Maosong Sun. 2021. Knowledgeable prompt-tuning: Incorporating knowledge into prompt verbalizer for text classification. *arXiv preprint arXiv:2108.02035* (2021).
- [25] Danqing Huang, Shuming Shi, Chin-Yew Lin, Jian Yin, and Wei-Ying Ma. 2016. How well do computers solve math word problems? large-scale dataset construction and evaluation. In *Proceedings of the 54th Annual Meeting of the Association for Computational Linguistics (Volume 1: Long Papers)*. 887–896.
- [26] Fan Huang, Haewoon Kwak, and Jisun An. 2023. Is chatgpt better than human annotators? potential and limitations of chatgpt in explaining implicit hate speech. *arXiv preprint arXiv:2302.07736* (2023).
- [27] Dave Hulbert. 2023. Tree of Knowledge: ToK aka Tree of Knowledge dataset for Large Language Models LLM. <https://github.com/dave1010/tree-of-thought-prompting>.
- [28] Google Jigsaw. 2017. Perspective API. <https://perspectiveapi.com/>.
- [29] Johannes Kiesel, Maria Mestre, Rishabh Shukla, Emmanuel Vincent, Payam Adineh, David Corney, Benno Stein, and Martin Potthast. 2019. Semeval-2019 task 4: Hyperpartisan news detection. In *Proceedings of the 13th International Workshop on Semantic Evaluation*. 829–839.
- [30] Takeshi Kojima, Shixiang Shane Gu, Machel Reid, Yutaka Matsuo, and Yusuke Iwasawa. 2022. Large language models are zero-shot reasoners. *Advances in neural information processing systems* 35 (2022), 22199–22213.
- [31] Dilek Küçük and Fazli Can. 2020. Stance detection: A survey. *ACM Computing Surveys (CSUR)* 53, 1 (2020), 1–37.
- [32] Deepak Kumar, Yousef AbuHashem, and Zakir Durumeric. 2023. Watch Your Language: Large Language Models and Content Moderation. *arXiv preprint arXiv:2309.14517* (2023).
- [33] Taja Kuzman, Nikola Ljubešić, and Igor Mozetič. 2023. Chatgpt: beginning of an end of manual annotation? Use case of automatic genre identification. *arXiv preprint arXiv:2303.03953* (2023).
- [34] Yingjie Li, Tiberiu Sosea, Aditya Sawant, Ajith Jayaraman Nair, Diana Inkpen, and Cornelia Caragea. 2021. P-stance: A large dataset for stance detection in political domain. In *Findings of the Association for Computational Linguistics: ACL-IJCNLP 2021*. 2355–2365.
- [35] Jinzhi Liao, Xiang Zhao, Jianming Zheng, Xinyi Li, Fei Cai, and Jiuyang Tang. 2022. PTAU: Prompt Tuning for Attributing Unanswerable Questions. In *Proceedings of the 45th International ACM SIGIR Conference on Research and Development in Information Retrieval*. 1219–1229.
- [36] Jieyi Long. 2023. Large Language Model Guided Tree-of-Thought. *arXiv preprint arXiv:2305.08291* (2023).

- [37] Zheheng Luo, Qianqian Xie, and Sophia Ananiadou. 2023. Chatgpt as a factual inconsistency evaluator for abstractive text summarization. *arXiv preprint arXiv:2303.15621* (2023).
- [38] Ruotian Ma, Xin Zhou, Tao Gui, Yiding Tan, Linyang Li, Qi Zhang, and Xuanjing Huang. 2021. Template-free prompt tuning for few-shot NER. *arXiv preprint arXiv:2109.13532* (2021).
- [39] Mahdi Maktab Dar Oghaz, Kshipra Dhame, Gayathri Singaram, and Lakshmi Babu Saheer. 2023. Detection and Classification of ChatGPT Generated Contents Using Deep Transformer Models. (2023).
- [40] Sewon Min, Mike Lewis, Hannaneh Hajishirzi, and Luke Zettlemoyer. 2021. Noisy channel language model prompting for few-shot text classification. *arXiv preprint arXiv:2108.04106* (2021).
- [41] Shervin Minaee, Nal Kalchbrenner, Erik Cambria, Narjes Nikzad, Meysam Chenaghlu, and Jianfeng Gao. 2021. Deep learning-based text classification: a comprehensive review. *ACM computing surveys (CSUR)* 54, 3 (2021), 1–40.
- [42] Rishabh Misra and Prahal Arora. 2023. Sarcasm Detection using News Headlines Dataset. *AI Open* 4 (2023), 13–18. <https://doi.org/10.1016/j.aiopen.2023.01.001>
- [43] Saif Mohammad, Svetlana Kiritchenko, Parinaz Sobhani, Xiaodan Zhu, and Colin Cherry. 2016. Semeval-2016 task 6: Detecting stance in tweets. In *Proceedings of the 10th international workshop on semantic evaluation (SemEval-2016)*. 31–41.
- [44] Arvind Neelakantan, Tao Xu, Raul Puri, Alec Radford, Jesse Michael Han, Jerry Tworek, Qiming Yuan, Nikolas Tezak, Jong Wook Kim, Chris Hallacy, et al. 2022. Text and code embeddings by contrastive pre-training. *arXiv preprint arXiv:2201.10005* (2022).
- [45] Ethan Perez, Douwe Kiela, and Kyunghyun Cho. 2021. True few-shot learning with language models. *Advances in neural information processing systems* 34 (2021), 11054–11070.
- [46] Fabio Petroni, Tim Rocktäschel, Patrick Lewis, Anton Bakhtin, Yuxiang Wu, Alexander H Miller, and Sebastian Riedel. 2019. Language models as knowledge bases? *arXiv preprint arXiv:1909.01066* (2019).
- [47] Soham Poddar, Mainack Mondal, Janardan Misra, Niloy Ganguly, and Saptarshi Ghosh. 2022. Winds of Change: Impact of COVID-19 on Vaccine-related Opinions of Twitter users. In *Proceedings of the International AAAI Conference on Web and Social Media*, Vol. 16. 782–793.
- [48] Michael V Reiss. 2023. Testing the reliability of chatgpt for text annotation and classification: A cautionary remark. *arXiv preprint arXiv:2304.11085* (2023).
- [49] Malik Sallam, Nesreen A Salim, B Ala'a, Muna Barakat, Diaa Fayyad, Souheil Hallit, Harapan Harapan, Rabih Hallit, Azmi Mahafzah, and B Ala'a. 2023. ChatGPT output regarding compulsory vaccination and COVID-19 vaccine conspiracy: A descriptive study at the outset of a paradigm shift in online search for information. *Cureus* 15, 2 (2023).
- [50] Xinyue Shen, Zeyuan Chen, Michael Backes, and Yang Zhang. 2023. In chatgpt we trust? measuring and characterizing the reliability of chatgpt. *arXiv preprint arXiv:2304.08979* (2023).
- [51] Zhengxiang Shi and Aldo Lipani. 2023. DePT: Decomposed Prompt Tuning for Parameter-Efficient Fine-tuning. *arXiv preprint arXiv:2309.05173* (2023).
- [52] KaShun Shum, Shizhe Diao, and Tong Zhang. 2023. Automatic Prompt Augmentation and Selection with Chain-of-Thought from Labeled Data. *arXiv preprint arXiv:2302.12822* (2023).
- [53] Andreas Veit, Tomas Matera, Lukas Neumann, Jiri Matas, and Serge Belongie. 2016. Coco-text: Dataset and benchmark for text detection and recognition in natural images. *arXiv preprint arXiv:1601.07140* (2016).
- [54] Jason Wei, Xuezhi Wang, Dale Schuurmans, Maarten Bosma, Fei Xia, Ed Chi, Quoc V Le, Denny Zhou, et al. 2022. Chain-of-thought prompting elicits reasoning in large language models. *Advances in Neural Information Processing Systems* 35 (2022), 24824–24837.
- [55] Wei Xiang, Zhenglin Wang, Lu Dai, and Bang Wang. 2022. ConnPrompt: Connective-cloze prompt learning for implicit discourse relation recognition. In *Proceedings of the 29th International Conference on Computational Linguistics*. 902–911.
- [56] Zhengyuan Yang, Zhe Gan, Jianfeng Wang, Xiaowei Hu, Yumao Lu, Zicheng Liu, and Lijuan Wang. 2022. An empirical study of gpt-3 for few-shot knowledge-based vqa. In *Proceedings of the AAAI Conference on Artificial Intelligence*, Vol. 36. 3081–3089.
- [57] Shunyu Yao, Dian Yu, Jeffrey Zhao, Izhak Shafran, Thomas L Griffiths, Yuan Cao, and Karthik Narasimhan. 2023. Tree of thoughts: Deliberate problem solving with large language models. *arXiv preprint arXiv:2305.10601* (2023).
- [58] Hongbin Ye, Ningyu Zhang, Shumin Deng, Xiang Chen, Hui Chen, Feiyu Xiong, Xi Chen, and Huajun Chen. 2022. Ontology-enhanced Prompt-tuning for Few-shot Learning. In *Proceedings of the ACM Web Conference 2022*. 778–787.
- [59] Hao Yu, Zachary Yang, Kellin Pelrine, Jean Francois Godbout, and Reihaneh Rabbany. 2023. Open, Closed, or Small Language Models for Text Classification? *arXiv preprint arXiv:2308.10092* (2023).
- [60] Yue Yu, Rongzhi Zhang, Ran Xu, Jieyu Zhang, Jiaming Shen, and Chao Zhang. 2023. Cold-Start Data Selection for Better Few-shot Language Model Fine-tuning: A Prompt-based Uncertainty Propagation Approach. In *Proceedings of the 61st Annual Meeting of the Association for Computational Linguistics (Volume 1: Long Papers)*. 2499–2521.
- [61] Xiang Zhang, Junbo Zhao, and Yann LeCun. 2015. Character-level convolutional networks for text classification. *Advances in neural information processing systems* 28 (2015).
- [62] Zihao Zhao, Eric Wallace, Shi Feng, Dan Klein, and Sameer Singh. 2021. Calibrate before use: Improving few-shot performance of language models. In *International Conference on Machine Learning*. PMLR, 12697–12706.
- [63] Yongchao Zhou, Andrei Ioan Muresanu, Ziwen Han, Keiran Paster, Silviu Pitis, Harris Chan, and Jimmy Ba. 2022. Large language models are human-level prompt engineers. *arXiv preprint arXiv:2211.01910* (2022).
- [64] Yiming Zhu, Peixian Zhang, Ehsan-Ul Haq, Pan Hui, and Gareth Tyson. 2023. Can chatgpt reproduce human-generated labels? a study of social computing tasks. *arXiv preprint arXiv:2304.10145* (2023).
- [65] Le Zhuo, Ruibin Yuan, Jiahao Pan, Yinghao Ma, Yizhi Li, Ge Zhang, Si Liu, Roger Dannenberg, Jie Fu, Chenghua Lin, et al. 2023. Lyricwhiz: Robust multilingual zero-shot lyrics transcription by whispering to chatgpt. *arXiv preprint arXiv:2306.17103* (2023).

## A ETHICAL CONSIDERATIONS

Our study is based on analyzing publicly released text classification datasets. We access to data from published literature and public codebase sharing platform involving *GitHub*, *Hugging Face*, and *Kaggle*. Our target to utilize these datasets is only to assess APT-Pips’s effectiveness on improving ChatGPT’s annotation performance. Our analyses all follow the data policies of above platforms.

## B SUMMARY OF DATASETS

|                      | Dataset     | Size   | Description  | Label   |
|----------------------|-------------|--------|--|---|
| News Classification  | Ag’s News   | *3,000 | A dataset for categorizing news articles’ themes [61].   | World, Business, Sports, Sci/Tech                   |
|                      | SemEval-19  | 639    | A dataset for classifying whether news articles are hyperpartisan [29].  | (non-) hyperpartisan                                |
|                      | Sarcasm     | *3,000 | A dataset for detecting sarcasm in news headlines [42].  | (not) sarcastic headline                            |
|                      | Clickbait   | *3,000 | A dataset for classifying whether news headlines are clickbaits [8].   | (not) clickbait headline                            |
| Stance Detection     | SemEval-16  | *3,000 | A dataset for classifying tweets’ stances towards five controversial topics (e.g., legalization of abortion, feminist movement, Atheism, etc.) [43]. | favor/neutral/against-{topic} (e.g., favor-Atheism) |
|                      | P-Stance    | *3,000 | A dataset for classifying tweets’ stances towards three politicians [34].  | favor/against-{politician} (e.g., favor-Joe Biden)  |
|                      | Vax-Stance  | 1,604  | A dataset for classifying tweets’ stances towards COVID-19 vaccine [47].   | Pro/Anti-Vaccine, Neutral                           |
|                      | RU-Stance   | 1,460  | A dataset for classifying tweets’ stances on the Russo-Ukrainian War [64].   | pro-Russia/Ukraine                                  |
| AI-writing Detection | Tweepfake   | *3,000 | A dataset for detecting whether tweets are generated by AI [15].   | ai, human   |
|                      | FakeHate    | *3,000 | A dataset for detecting whether hate speeches are generated by AI [12, 22].  | ai, human   |
|                      | GPT-Article | 1,018  | A dataset for detecting whether textual articles are generated by GPT [39]   | ai, human   |
|                      | GPT-Wiki    | 306    | A dataset for detecting whether Wiki articles are generated by GPT [23]  | ai, human   |

Table 7: A summary of datasets.

## C ALGORITHM FOR STEP 3

### Algorithm 1: Algorithm for Step 3

---

**Input:**  $D_{train} = (\mathbb{T}_{train}, \mathbb{L}_{train}, \mathbb{E}_{train})$ : Training Dataset,  $D_{val} = (\mathbb{T}_{val}, \mathbb{L}_{val}, \mathbb{E}_{val})$ : Validation Dataset,  $\mathbb{T}$  for text data,  $\mathbb{L}$  for label,  $\mathbb{E}$  for NLP metrics embeddings  $\mathbb{P}_{val}$ : Step 2 Prompts for validation dataset,  $M_{nlp} = \{sentiment, emotion, toxicity, topic\}$ : NLP metrics,  $N$ : The number of NLP metrics,  $l_T$ : the size of  $D_{train}$ ,  $l_V$ : the size of  $D_{val}$ ,  $ChatGPT()$ : ChatGPT API Calling Function.

**Output:** Ranked list of selected NLP metrics  $[M_1, M_2, \dots]$

---

```

1  $M_{select} = []$ ;
2  $M_{cand} = M_{nlp}$ ;
3  $\mathbb{P}_{val}^{iter\ 0} = \mathbb{P}_{val}$ ;
  /*  $\mathbb{R}$  denotes ChatGPT’s response */
4  $\mathbb{R}_{val}^{iter\ 0} = ChatGPT(\mathbb{P}_{val}^{iter\ 0})$ ;
5  $F1_{val}^{iter\ 0} = F1\_Score(\mathbb{R}_{val}^{iter\ 0}, \mathbb{L}_{val})$ ;
6 for  $i \leftarrow 1$  to  $N$  do
  /* Rank the candidate NLP metrics based on
  the XGBoost accuracy */
7   for  $j \leftarrow 0$  to  $Size(M_{cand}) - 1$  do
8      $X = concat([One\_Hot(\mathbb{L}_{train}), \mathbb{E}_{train}[M_{cand}[j]]])$ ;
9      $Y = [\mathbb{R}_{train} == \mathbb{L}_{train}]$ ;
10     $XGBaccuracy[M_{cand}[j]] = XGBoost(X, Y)$ ;
11  end
12   $M_{rank} = \text{rank } M_{cand} \text{ based on } XGBaccuracy$ ;
  /* Sequentially Search the ranked NLP metrics
  to the first one that increases the F1
  score compared with the former iteration */
13   $S_{cand} = Size(M_{cand})$ ;
14  for  $j \leftarrow 0$  to  $Size(M_{rank}) - 1$  do
15    /* Add current NLP prompt into the prompt
    in the former iteration */
16     $\mathbb{P}_{val}^{iter\ i} = \text{Add } M_{rank}[j] \text{ metrics in } \mathbb{P}_{val}^{iter\ (i-1)}$ ;
17     $\mathbb{R}_{val}^{iter\ i} = ChatGPT(\mathbb{P}_{val}^{iter\ i})$ ;
18     $F1_{val}^{iter\ i} = F1\_Score(\mathbb{R}_{val}^{iter\ i}, \mathbb{L}_{val})$ ;
19    if  $F1_{val}^{iter\ i} > F1_{val}^{iter\ (i-1)}$  then
20       $M_{cand} = M_{cand} - M_{rank}[j]$ ;
21       $M_{select} = M_{select} + M_{rank}[j]$ ;
22      break;
23  end
24  if  $Size(M_{cand}) == S_{cand}$  then
25    break;
26  end
27 end
28 return  $M_{select}$ 

```

---