

Estimating Max-Stable Random Vectors with Discrete Spectral Measure using Model-Based Clustering

Alexis Boulin^{1,2}

¹Université Côte d’Azur, CNRS, LJAD, France

²Inria, Lemon

Abstract.

This study introduces a novel estimation method for the entries and structure of a matrix A in the linear factor model $\mathbf{X} = \mathbf{AZ} + \mathbf{E}$. This is applied to an observable vector $\mathbf{X} \in \mathbb{R}^d$ with $\mathbf{Z} \in \mathbb{R}^K$, a vector composed of independently regularly varying random variables, and light-tailed independent noise $\mathbf{E} \in \mathbb{R}^d$. This leads to max-linear models treated in classical multivariate extreme value theory. The spectral measure of the limit distribution is subsequently discrete and completely characterized by the matrix A . Every max-stable random vector with discrete spectral measure can be written as a max-linear model. Each row of the matrix A is both scaled and sparse. Additionally, the value of K is not known a priori. The problem of identifying the matrix A from its matrix of pairwise extremal correlation is addressed. In the presence of pure variables, which are elements of \mathbf{X} linked, through A , to a single latent factor, the matrix A can be reconstructed from the extremal correlation matrix. Our proofs of identifiability are constructive and pave the way for our innovative estimation for determining the number of factors K and the matrix A from n weakly dependent observations on \mathbf{X} . We apply the suggested method to weekly maxima rainfall and wildfires to demonstrate its applicability.

Keywords: Extremes, High dimensional estimation, Latent model, Soft clustering, Variable clustering.

1. Introduction

In this current study, we are delving into the challenge of approximating the $d \times K$ loading matrix A , which may exhibit sparsity, and serves as the parameter for the decomposition of an observable random vector \mathbf{X} . This can be expressed as

$$\mathbf{X} = \mathbf{AZ} + \mathbf{E}. \quad (1)$$

In this equation, \mathbf{Z} signifies an unobservable, K -dimensional random vector, serving as an underlying latent factor. $\mathbf{E} \in \mathbb{R}^d$ as a unobservable random noise, with independent entries. The precise count of factors, K , remains undisclosed and both d and K are permitted to increase and be larger than n , the number of observations. To establish the foundation of our framework inside extreme value theory, we assume that \mathbf{Z} comprises of asymptotic independent random variables characterized by a tail index α , for the purposes of our study, we will set this tail index to a fixed value of $\alpha = 1$. As per the construction, the vector \mathbf{Z} is regularly varying with the subsequent exponent measure

$$\nu_{\mathbf{Z}} = \sum_{k=1}^K \delta_0 \otimes \cdots \otimes \nu_{Z^{(k)}} \otimes \cdots \otimes \delta_0.$$

The random noise vector $\mathbf{E} \in \mathbb{R}^d$ is postulated to possess a distribution with a tail that is lighter than that of the associated factors. Furthermore, it exhibits complete independence from these factors. Hence, \mathbf{X} is also regularly varying which can be equivalently described by the existence of an angular measure $S_{\mathbf{X}}$ where the following weak convergence holds true on the unit sphere Δ_{d-1}

$$\lim_{x \rightarrow \infty} \mathbb{P} \left\{ \frac{\mathbf{X}}{\|\mathbf{X}\|} \in \cdot \mid \|\mathbf{X}\| > x \right\} = S_{\mathbf{X}}(\cdot),$$

where $S_{\mathbf{X}}$ has the discrete representation

$$S_{\mathbf{X}}(\cdot) = w^{-1} \sum_{k=1}^K \|A_{\cdot k}\| \delta_{\frac{A_{\cdot k}}{\|A_{\cdot k}\|}}(\cdot), \quad w = \sum_{k=1}^K \|A_{\cdot k}\|, \quad (2)$$

with $\delta_x(\cdot)$ is the Dirac measure that puts unit mass at x and $A_{\cdot k}$ is the k th column of the matrix A .

The expression (1) can thus envisioned as a linear adaptation of the max-linear models, sharing the same exponent measure. This essentially follows from the fact that the ratio of the probabilities of the sum and the maximum of the $A_{ij}Z^{(j)}$ exceeding x tends to 1 as $x \rightarrow \infty$ (see Embrechts, Klüppelberg, and Mikosch 2013, page 38 or Kulik and Soulier 2020, Example 2.2.8, Example 2.2.9). Each max-stable random vector with a discrete spectral measure is inherently max-linear. The max-linear model, in turn, is dense in the class of d -dimensional multivariate extreme value distribution (Fougères, Mercadier, and Nolan 2013). Consequently, any multivariate max-stable distribution can be finely approximated through a max-linear model. Additionally, Cooley and Thibaud 2019 established the existence of a finite natural number, denoted as $q \in \mathbb{N}$, such that the tail pairwise dependence matrix $\Sigma_{\mathbf{X}}$ for any multivariate random vector \mathbf{X} following a regularly varying distribution with a shape parameter of $\alpha = 2$ is equivalent to that of a max-linear model with q factors. This equivalence is expressed through the relationship $\Sigma_{\mathbf{X}} = AA^{\top}$.

Corresponding max-linear models, have also been explored in the field of time series for extremes Davis and Resnick 1989; Hall, Peng, and Yao 2002. More recently, they have found applications in the domain of structural equation models Gissibl and Klüppelberg 2018; Klüppelberg and Lauritzen 2019, as well as in the context of clustering extremes Janßen and Wan 2020; Avella-Medina, Davis, and Samorodnitsky 2021; Avella-Medina, Davis, and Samorodnitsky 2022. Factor models of this kind find widespread use across diverse applications. For instance, they are often employed to represent underlying factors that influence financial returns (Cui and Z. Zhang 2018) as well in environmental sciences (Kiriliouk and Zhou 2022).

Outline of the literature. Estimating parameters in linear factor models poses a difficult task, primarily because there is no spectral density that rules out standard maximum likelihood procedures. Instead, J. H. J. Einmahl, Krajina, and Segers 2012 and J. H. Einmahl, Kiriliouk, and Segers 2018 opt for a least square estimator based on the stable tail dependence function to tackle this task. Janßen and Wan 2020 introduce the spherical k -means designed for extremes employing its output to estimate $A_{\cdot 1}/\|A_{\cdot 1}\|, \dots, A_{\cdot K}/\|A_{\cdot K}\|$ and $\|A_{\cdot 1}\|/w, \dots, \|A_{\cdot K}\|/w$. These parameters characterize the angular measure of the linear factor model. However, this approach falls short in estimating the matrix A which can be crucial for practical interpretation and computing failure sets (see Section 6.1). Additionally, these methods face limitations in higher dimensions, grappling running time difficulties or curse of dimension. Moreover these methods also assume that the number K is known a priori, a requirement that is often scarcely fulfilled in practical scenario. Addressing this hurdle, additional methods, as proposed by Avella-Medina, Davis, and Samorodnitsky 2021; Avella-Medina, Davis, and Samorodnitsky 2022, introduce a procedure coupled with the so-called screeplot to aid in the selection of the elusive number K . Despite the practical utility of such an approach, the theoretical underpinnings supporting these findings are still in their early stage of development. To our current understanding, methods for estimating A in higher dimensions have emerged specifically under the condition of a squared matrix $A \in \mathbb{R}^{d \times d}$. Notably, these methods have found fruitful application in contexts characterized by moderate dimensions. For instance, in Directed Acyclic Graph, Klüppelberg and Krali 2021 have made noteworthy contributions, while Kiriliouk and Zhou 2022 have demonstrated successful applications of their estimator in environmental and financial dataset. However, it is crucial to acknowledge that these achievements are contingent upon the

specific conditions and dimensions involved. A noteworthy recent paper worth emphasizing is X. Zhang et al. 2023. The paper investigates minimax risk bounds for estimators of the spectral measure in multivariate linear factor models, particularly when the number of latent factors K exceeds the dimension d and the latter is fixed. Foremost, a critical lens on the theoretical foundations reveals a reliance on a i.i.d. sample and the asymptotic framework in the mentioned literature. The assumption of serial independence may face scrutiny when these methods are extended to environmental datasets, where deviations from serial independence are legitimately suspected. Moreover, the asymptotic framework, with a fixed arbitrary dimension d while the sample size $n \rightarrow \infty$, may offer limited insights into the performance of estimation processes in high-dimensional setting, i.e., d vary with n and might even surpass the sample size.

Our contribution. In this work, we propose a model-based clustering via A . Within the framework of model (1), we consider two components, namely $X^{(i)}$ and $X^{(j)}$ belonging to the vector \mathbf{X} , as akin if they share a non-zero association. This association is established through the intermediary of the matrix A , connecting them to a common latent factor $Z^{(a)}$. Variables exhibiting this similarity are grouped together within the cluster denoted as G_a :

$$G_a = \{j \in \{1, \dots, d\} : A_{ja} \neq 0\}, \quad \text{for each } a \in \{1, \dots, K\}. \quad (3)$$

Given that $X^{(j)}$ can potentially be linked to multiple latent factors, the resulting clusters are characterized by overlap. Moreover, the model in (1) can also be linked to Asymptotic Independent (AI) block models as defined in Boulin et al. 2023a. Indeed, let $\mathcal{O} = \{\mathcal{O}_1, \dots, \mathcal{O}_B\}$ be a partition of the latent variables $\{1, \dots, K\}$, then clusters

$$G_a = \{j \in \{1, \dots, d\}, \exists! b \in \{1, \dots, B\} : A_{ja} \neq 0, a \in \mathcal{O}_b\}$$

constitutes an asymptotic independent partition of $\{1, \dots, d\}$, hence an AI block model.

In this endeavor, our focus centers on presenting a model-based clustering approach through the utilization of A . It is worth noting, however, that the definition of A within model (1) lacks uniqueness without imposing additional constraints. To address this, we contemplate a variant of model (1) where in every rows of A undergoes scaling. To be specific, we posit the following assumption:

Condition (i). $\sum_{a=1}^K A_{ja} = 1$.

The weights A_{i1}, \dots, A_{iK} indicate the degree to which component align with each cluster. This condition dive our model into both hard and soft clustering.

Condition (i), if not explicitly specified, fails to guarantee the identifiability of A in model (1) solely based on the extremal correlation matrix of \mathbf{X} . For a more comprehensive understanding, we refer to the insights provided in Remark 2. Additionally, to employ the model effectively for clustering purposes, it is important to circumvent the trivial scenario where each component $X^{(j)}$ is associated with all latent factors. To adress this concern, we permit the row of $A_{j\cdot} = (A_{j1}, \dots, A_{jK})$ to exhibit sparsity for j in the range of $\{1, \dots, d\}$. However, it is noteworthy that this property is not required for establishing the identifiability of A .

Furthermore, relying solely on Condition (i) is insufficient to guarantee the uniqueness of A within model (1). This is due to the possibility of constructing an invertible matrix Q such that $AZ = AQQ^{-1}Z$, where both A and AQ satisfy condition (i). It is important to note that, even in cases where A is sparse, A and AQ might not exhibit identical patterns of sparsity, see Remark 3 hereafter.

We term the following condition, denoted as (ii), the “pure variable assumption”. In simple terms, this assumption posits the presence of at least one pure variables $X^{(j)}$, among the components of \mathbf{X} . These pure variables are uniquely associated with a single latent factor and no other.

Condition (ii). For every $a \in \{1, \dots, K\}$, there exist at least one indice $j \in \{1, \dots, d\}$ such that $A_{ja} = 1$ and $A_{jb} = 0, \forall b \neq a$.

Cluster denoted as G_a , established in accordance with Equation (3), derive their definition from the unobservable factor $Z^{(a)}$. In this context, a pure variable $X^{(j)}$ serves as an observable representation of $Z^{(a)}$, contributing to the elucidation of the ambiguous nature of cluster G_a . Moreover, a more stringent version of Condition (ii) has a rich history, specifically

Condition (ii’). For every $a \in \{1, \dots, K\}$, there exist at least one known indice $j \in \{1, \dots, d\}$ such that $A_{ja} = 1$ and $A_{jb} = 0, \forall b \neq a$.

This condition stands out as one of the few interpretable parametrizations of A , effectively eliminating the ambiguity associated with latent factors. In psychology, the variables generated purely through the parametrization as referred to as factorial simple items (McDonald 1999). A comparable condition find its roots in the topic modeling literature, where the identifiability of topics is assured under the assumption that anchor words exists, i.e., words that exclusively appear in one topic. In hydrology, the concept of pure variables was utilized to pinpoint catchments stations as representatives of pollution sources in Tolosana-Delgado et al. 2005, page 700. In section 2, we demonstrate that, under Conditions (i) and (ii), the matrix A can be recovered solely through the use of bivariate measures, namely extremal correlation coefficients. In Section 3, we develop (SCRAM), a new soft clustering algorithm specifically for linear factor model that estimate the loading matrix A and the overlapping groups. We provide a sparse estimator \hat{A} of A that is tailored to our model specifications. Our approach follows the constructive techniques used in our identifiability proofs. We first construct an estimator \hat{I} , an estimator of the pure variable set I , and \hat{K} , an estimator of the number of clusters K . These are used to estimate the rows in A corresponding to pure variables. The remaining rows of A are estimated via an easily implementable program that is tailored to this problem. We place the theoretical study under considering exponentially decaying strong mixing coefficients processes as introduced in Section 4. The algorithm (SCRAM) under the setting $\ln(d) = o(n)$ for n large enough, for appropriate choice of the tuning parameter, recovers the number of latent variables with high probability under a signal condition in Section 4.1. We establish an upper bound on the L_2 norm ($L_2(\hat{A}, A)$, as defined in Section 4.2) for the matrix A specified by model (1) and subject to Conditions (i)-(ii), as discussed in Section 4.2.

Notations All bold letters \mathbf{x} correspond to vector in \mathbb{R}^d . The notation δ_x corresponds to the Dirac measure at x . Throughout this paper, we are concerned with a simple undirected graph $G = (V, E)$ with a finite set V of vertices and a finite set E of unordered pairs (v, w) of distinct vertices, called edges, we denote by \bar{E} its complementary adjacent matrix. A pair of vertices v and w are said to be adjacent if $(v, w) \in E$. For the subset $W \subseteq V$ of vertices, $G(W) = (W, E(W))$ with $E(W) = \{(v, w) \in W \times W | (v, w) \in E\}$ is called a subgraph of $G = (V, E)$ induces by W . Given the subset $Q \subseteq V$ of vertices, the induced subgraph $G(Q)$ is said to be complete if $(v, w) \in E$ for all $v, w \in Q$ with $v \neq w$. In this case, we may simply state that Q is complete subgraph. A complete subgraph is also called a clique. If a clique is not a proper subgraph of another clique then it is called a maximal clique.

2. Identifiability

Within this Section, we present a demonstration that the allocation matrix A , as defined by model (1) and subject to conditions (i)-(ii), is identifiable, within the exception of multiplication by a permutation matrix.

As per the construction, the vector \mathbf{Z} is regularly varying, it possesses an extremal correlation matrix represented by I_K . Consequently, we deduce that the vector \mathbf{X} also follows a pattern of regular variation, leading to the presence of an extremal correlation matrix denoted as $\mathcal{X} = [\chi(i, j)]_{i=1, \dots, d; j=1, \dots, d}$, where

$$\chi(i, j) = \lim_{x \rightarrow \infty} \frac{\mathbb{P}\{X^{(i)} > x, X^{(j)} > x\}}{\mathbb{P}\{X^{(i)} > x\}}.$$

The subsequent theorem is poised to demonstrate that the extremal correlation matrix can be elegantly formulated using exclusively the loading matrix A . However, before delving deeper, we introduce a novel matrix operation defined over matrices $A \in \mathcal{M}_{p,K}(\mathbb{R})$ and $B \in \mathcal{M}_{K,q}(\mathbb{R})$. Here, the notation $\mathcal{M}_{p,q}(\mathbb{R})$ refers to the collection of matrices encompassing p rows and q columns, with coefficients in the real number domain.

Definition 1. We call \odot the application:

$$\begin{aligned} \odot: \mathcal{M}_{p,K}(\mathbb{R}) \times \mathcal{M}_{K,q}(\mathbb{R}) &\longrightarrow \mathcal{M}_{p,q}(\mathbb{R}) \\ (a_{ik}, b_{mj}) &\mapsto c_{ij}, \end{aligned}$$

where

$$c_{ij} = a_{i1} \wedge b_{1j} + \dots + a_{iK} \wedge b_{Kj}.$$

With all the essential tools at our disposal, we are ready to present the ensuing fundamental theorem.

Theorem 1. *Let \mathbf{X} defined in (1) and A satisfies Condition (i). Then \mathbf{X} is regularly varying and its extremal correlation \mathcal{X} can be written as*

$$\mathcal{X} = A \odot A^\top,$$

with

$$\chi(i, j) = \sum_{k=1}^K A_{ik} \wedge A_{jk}.$$

For any loading matrix A that adheres to model (1), we can subdivide the set $[d] = \{1, \dots, d\}$ into two distinct non-overlapping segments: I and its complement, designated as J . Within each row A_i of A_I , there exists precisely at least one value $a \in [K]$ for which $A_{ia} = 1$. We assign the term “pure variable set” to I , while J corresponds to the “non-pure variable set”. To be more specific, for any given matrix A , the pure variable set is outlined as follows

$$I(A) = \cup_{a=1}^K I_a, \quad I_a := \{i \in [d] : A_{ia} = 1, A_{ib} = 0 \ \forall b \neq a\}. \quad (4)$$

In Equation (4), we use the notation $I(A)$ to underscore that the pure variables set finds its definition in relation to matrix A . Moving forward, we will omit this explicit statement whenever there is no ambiguity. Additionally, it is worth mentioning that the sets $\{I_a\}_{1 \leq a \leq K}$ constitute a partition of the pure variable set I .

To establish the identifiability of matrix A , our task is simplified by focusing on distinct identifiability of A_I and A_J , each with allowance for a transformation by a permutation matrix. With respect to the definition of A_I , its identifiability is assured as long as the partition of the pure variable set I remains identifiable. The heart of the challenge lies in the identifiability of set I and the inherent issue of distinguishing between I and J , based solely on the distribution of the vector \mathbf{X} . This stands as the central hurdle of the problem. Theorem 2 holds a central position in our discussion. In the first part (a), it offers both a necessary and sufficient description of the set $[K]$ by examining the extremal correlation matrix \mathcal{X} . In the second part (b), it provides a necessary and sufficient characterization of the set I when the cardinality of I_a is greater than one. Finally, in the third part (c), it illustrates that both the set I and its partition into subsets $I = \{I_a\}_{1 \leq a \leq K}$ can be successfully identified. Let

$$M_i = \max_{j \in [d] \setminus \{i\}} \chi(i, j) \quad (5)$$

denote the greatest value among the entries of row i of matrix \mathcal{X} excluding $\chi_{ii} = 1$. Additionally, let S_i represent the index set for which M_i reaches its maximum

$$S_i = \{j \in [d] \setminus \{i\}, \chi(i, j) = M_i\}. \quad (6)$$

Theorem 2. Assume that model (1) and conditions (i)-(ii) hold. Then:

- (a) The set $[K]$ is a maximal clique of the undirected graph $G = (V, E)$ where $V = [d]$ and $(i, j) \in E$ if $\chi(i, j) = 0$.
- (b) Let $i \in I_a$, $a \in [K]$ and $|I_a| \geq 2$, then

$$j \in I \iff \chi(i, j) = 1 \text{ for any } j \in S_i.$$

- (c) The pure variable set I can be determined uniquely from \mathcal{X} . Moreover its partition $\mathcal{I} = \{I_a\}_{1 \leq a \leq K}$ is unique and can be determined from \mathcal{X} up to label permutations.

Remark 1. It is crucial to emphasize that the identification of recursive max-linear models on a Directed Acyclic Graph involves examining the extremal correlation matrix and the initial nodes V_0 , specifically, the nodes without parent connections (see Section 4.3 of Gissibl, Klüppelberg, and Otto 2018). Furthermore the set V_0 can be determined from the tail dependence matrix by searching for a maximum clique within the undirected graph $G = (V, E)$ where $V = [d]$, and $(i, j) \in E$ if $\chi(i, j) = 0$ (refer to Gissibl, Klüppelberg, and Otto 2018, Theorem 2.7), akin to the characterization provided in Theorem 2 (a).

The decision problem of the maximum clique problem is one of the first 21 NP-complete problems, as introduced by Karp in his influential paper on computational complexity (Karp 1972). This problem is known for its exponential complexity as the number of vertices increases in the worst cases. However, in the real world, many graphs tend to be sparse, meaning they have low degrees of connectivity (as noted in works by Buchanan et al. 2014; Eppstein, Löffler, and Strash 2010). This sparsity property allows for more efficient algorithms to solve the maximum clique problem in sparse graphs compared to general graphs.

In our framework, we have made the implicit practical assumption that the rows of the matrix A are sparse. Consequently, the complement of the adjacency matrix E , denoted as \bar{E} , in the graph defined in Theorem 2 (a), is also sparse. In this context, a faster method to find a maximum clique

is presented through the following binary problem:

$$\begin{aligned} \max_{x^{(i)}} \quad & \sum_{i=1}^d x^{(i)} \\ \text{s.t.} \quad & x^{(i)} + x^{(j)} \leq 1, \quad \forall (i, j) \in \bar{E} \\ & x^{(i)} \in \{0, 1\}, \quad i = 1, \dots, d. \end{aligned}$$

In this edge-based formulation, any valid solution defines a clique C in the graph G as follows: a vertex i belongs to the clique if $x_i = 1$, and otherwise $x_i = 0$. In our numerical studies, the use of this problem accelerated the estimation process, reducing computation time from minutes to seconds for large dimensions. In situations where the sparsity of matrix A is less emphasized, attention shifts to the adjacency matrix E which now becomes sparse. In such instances, well-known algorithms efficiently operates on the graph E . An excellent demonstration of this efficiency is found in the classical algorithm authored by Bron and Kerbosch 1973. For a more in-depth understanding of these intricacies, a comprehensive exploration awaits in Appendix A.

The identifiability of the allocation matrix A and that of the collection of clusters $\mathcal{G} = \{G_1, \dots, G_K\}$ in (4) use the results of Theorem 2 in crucial ways. We state the result in Theorem 3 below.

Theorem 3. *Assume that model (1) and conditions (i)-(ii) hold. Then, there exist a unique matrix A , up to a permutation, such that $\mathbf{X} = A\mathbf{Z} + \mathbf{E}$ in (1). This implies that the associated soft clusters G_a , for $1 \leq a \leq K$, are identifiable, up to label switching.*

Remark 2. If Condition (i) is replaced with

$$\sum_{a=1}^K A_{ja} \leq 1,$$

then the loading matrix is no longer identifiable from \mathcal{X} . Indeed, consider $\mathbf{X} = A\mathbf{Z}$ and $\tilde{\mathbf{X}} = \tilde{A}\mathbf{Z}$ with $\tilde{A} = \lambda A$ for some $\lambda \in (0, 1)$ and A verifies Condition (i). By Theorem 1, we have

$$\mathcal{X} = A \odot A^\top,$$

and using the same tools involved in the proof of Theorem 1, we have

$$\tilde{\chi}(i, j) = \lim_{x \rightarrow \infty} \frac{\mathbb{P}\{\tilde{X}_j > x, \tilde{X}_i > x\}}{\mathbb{P}\{\tilde{X}_i > x\}} = \frac{\sum_{k=1}^K (\lambda A_{ik}) \wedge (\lambda A_{jk})}{\sum_{k=1}^K (\lambda A_{ik})} = A_{ik} \wedge A_{jk}.$$

Thus $\mathcal{X} = \tilde{\mathcal{X}}$, and we cannot recover A from the extremal correlation matrix.

Remark 3. We show that the pure variable assumption stated in Condition (ii) is needed for the identifiability of A , up to a permutation. Assume that $\mathbf{X} = A\mathbf{Z}$ satisfies Condition (i) but no Condition (ii). We construct an example in which \mathbf{X} can also be written as $\tilde{\mathbf{X}} = \tilde{A}\tilde{\mathbf{Z}}$, where \tilde{A} satisfies Condition (i) but $\tilde{A} \neq AP$ for any $K \times K$ permutation matrix and \tilde{A} may have a sparsity pattern different from A . To this end, we construct \tilde{A} and $\tilde{\mathbf{Z}}$ such that $\tilde{A}\tilde{\mathbf{Z}} = A\mathbf{Z}$. Let $\tilde{A} = AQ$ and $\tilde{\mathbf{Z}} = Q^{-1}\mathbf{Z}$ for some $K \times K$ invertible matrix to be chosen later such that $\tilde{A} = AQ$ satisfies Condition (i). The following example satisfies all our requirements :

$$Q = \begin{pmatrix} 1 & -1 & 1 \\ -1 & 1 & 1 \\ 1 & 1 & 0 \end{pmatrix}.$$

For any $1 \leq j \leq d$, consider

$$A_{j\cdot}^\top = \begin{pmatrix} 1/2 & 1/2 & 0 \end{pmatrix},$$

then

$$\tilde{A}_{j\cdot}^\top = A_{j\cdot} Q = \begin{pmatrix} 0 & 0 & 1 \end{pmatrix},$$

which also satisfies Condition (i). However $A_{j\cdot}$ and $\tilde{A}_{j\cdot}$ have different sparsity patterns. Thus, if A does not satisfy (ii), A is generally not identifiable.

3. Estimation

Suppose that $(\mathbf{X}_t, t \in \mathbb{Z}) = (X_t^{(1)}, \dots, X_t^{(d)}, t \in \mathbb{Z})$ is a multivariate strictly stationary process, and that $(\mathbf{X}_t, t = 1 \dots, n)$ is observable data. Let $m \in \{1, \dots, n\}$ be a block size parameter and, for $i = 1, \dots, k$ and $j = 1, \dots, d$, let $M_{m,i}^{(j)} = \max\{X_t^{(j)} : t \in [(i-1)m, \dots, im]\}$ be the maximum of the i th block observations in the j th coordinate. For $\mathbf{x} = (x^{(1)}, \dots, x^{(d)})$, let

$$\begin{aligned} \mathbf{M}_{m,i} &= (M_{m,i}^{(1)}, \dots, M_{m,i}^{(d)}), \\ F_m^{(j)}(x) &= \mathbb{P}\{M_{m,1}^{(j)} \leq x\}, \\ \mathbf{F}_m(\mathbf{x}) &= (F_m^{(1)}(x^{(1)}), \dots, F_m^{(d)}(x^{(d)})), \\ U_{m,i}^{(j)} &= F_m^{(j)}(M_{m,i}^{(j)}), \\ \mathbf{U}_{m,i} &= (U_{m,i}^{(1)}, \dots, U_{m,i}^{(d)}). \end{aligned}$$

Subsequently, we assume that the marginals of $X_1^{(1)}, \dots, X_1^{(d)}$ are continuous. In that case, the marginals of $\mathbf{M}_{m,1}$ are continuous as well and

$$C_m(\mathbf{u}) = \mathbb{P}\{U_{m,1}^{(1)} \leq \mathbf{u}\}, \quad \mathbf{u} \in [0, 1]^d,$$

is the unique copula associated with $\mathbf{M}_{m,1}$. Let $\Delta_{d-1} = \{(w^{(1)}, \dots, w^{(d)}) \in [0, \infty)^d : \sum_{j=1}^d w^{(j)} = 1\}$ be the unit simplex in \mathbb{R}^d . Throughout, we shall work under the following modeling domain-of-attraction condition.

Condition (DMA). There exist a copula C_∞ , a finite Borel measure $S_{\mathbf{X}}$ on Δ_{d-1} as defined in equation (2) such that

$$\lim_{m \rightarrow \infty} C_m(\mathbf{u}) = C_\infty(\mathbf{u}), \quad \mathbf{u} \in [0, 1]^d,$$

where

$$C_\infty(\mathbf{u}) = \exp \left\{ -L \left(-\ln(u^{(1)}), \dots, -\ln(u^{(d)}) \right) \right\}$$

and the tail dependence function $L : [0, \infty)^d \rightarrow [0, \infty)$ is described by

$$L(z^{(1)}, \dots, z^{(d)}) = \sum_{a=1}^K \bigvee_{j=1}^d A_{ja} z^{(j)}.$$

As we will see, we will provide in Section 4 a non-asymptotic analysis of our estimator, which is valid for any d and n . Such an analysis avoids the need to assume Condition (DMA) to derive the main bound of the estimator's risk. However, an implicit link between C_m and C_∞ will be given through a bias term, which is expected to be smaller with respect to the block's length if the modeling Condition (DMA) is satisfied in the data. Our estimation procedure is inspired from Bing et al. 2020 and consists of the following four steps:

- (a) Estimate the number of clusters K , the pure variable set I and the partition \mathcal{I} ;
- (b) Estimate A_I , the submatrix of A with rows A_i that correspond to $i \in I$;
- (c) Estimate A_J , the submatrix of A with rows A_j that correspond to $j \in J$;
- (d) Estimate the overlapping clusters $\mathcal{G} = \{G_1, \dots, G_K\}$

3.1 Estimation of I and \mathcal{I}

In the context of our analysis, we need to estimate the submatrices, denoted as A_I and A_J , separately. To begin with A_I , we initiate the estimation process by determining $[K]$, which subsequently allows us to identify I and its partition, denoted as $\mathcal{I} = \{I_1, \dots, I_K\}$. This partition can be uniquely constructed from the extremal correlation matrix \mathcal{X} , as demonstrated in Theorem 2. To perform this step, we employ the constructive proof provided by Theorem 2, substituting the unknown \mathcal{X} with its sampled counterpart, referred to as the extremal correlation matrix:

$$\hat{\mathcal{X}} = [\hat{\chi}_{n,m}(i, j)]_{i=1, \dots, d, j=1, \dots, d}.$$

The quantity $\hat{\chi}_{n,m}(i, j)$ is the sampling version of the sub-asymptotic extremal correlation, $\chi_m(i, j)$ between $M_{m,1}^{(i)}$ and $M_{m,1}^{(j)}$ using block-maxima approach. This last quantity can be approached with the madogram using the following relationship:

$$\hat{\chi}_{n,m}(i, j) = 2 - \frac{0.5 + \hat{\nu}_{n,m}(i, j)}{0.5 - \hat{\nu}_{n,m}(i, j)},$$

where $\hat{\nu}_{n,m}(i, j)$ is the bivariate empirical estimator of the madogram which can be easily generalized with its multivariate counterpart.

$$\hat{\nu}_{n,m}(\{1, \dots, d\}) = \frac{1}{k} \sum_{i=1}^k \left[\bigvee_{j=1}^d \hat{U}_{n,m,i}^{(j)} - \frac{1}{d} \sum_{j=1}^d \hat{U}_{n,m,i}^{(j)} \right].$$

Here, we have standardized the marginals by ranking the observed block maxima componentwise. For a given value $x \in \mathbb{R}$, $j = 1, \dots, d$, and block size m , we define:

$$\hat{F}_{n,m}^{(j)}(x) = \frac{1}{k+1} \sum_{i=1}^k \mathbb{1}_{\{M_{m,i}^{(j)} \leq x\}},$$

and we consider observable pseudo-observations of $U_{m,i}^{(j)}$ as follows:

$$\hat{U}_{n,m,i}^{(j)} = \hat{F}_{n,m}^{(j)}(M_{m,i}^{(j)}).$$

To elaborate on our approach, we construct a graph denoted as $G = (V, E)$, where the vertex set is represented as $V = [d]$. We utilize the sample version of part (a) of Theorem 2 to identify the largest vector that is asymptotically independent. Using this set of indices, we then employ the sample version of part (b) of Theorem 2 to determine whether a specific index i qualifies as a pure variable. If an index is not categorized as pure, we include it in the set that estimates J . However, if it is deemed pure, we retain the estimated set \hat{S}_i , as defined in (6), such that $M_i = 1$ based on (5). Subsequently, we utilize the constructive proof of part (c) of Theorem 2 to declare that $\hat{S}_i \cup i = \hat{I}^{(i)}$ serves as an estimator for one of the partition sets within \mathcal{I} .

For a comprehensive understanding of the algorithm, including the specification of a tuning parameter denoted as δ , please refer to Algorithm (PureVar) in Appendix B. The discussion pertaining to the tuning parameter δ will be presented in detail in Section 4.1.

3.2 Estimation of the allocation submatrix A_I .

Based on the estimators \hat{I} , \hat{K} , and $\hat{\mathcal{I}} = \{\hat{I}_1, \dots, \hat{I}_K\}$ obtained from Algorithm (PureVar), we estimate the matrix A_I . This estimation takes the form of a matrix with dimensions $|\hat{I}| \times \hat{K}$, where each row corresponding to an index i in \hat{I} contains $\hat{K} - 1$ zeros and one entry equal to 1. This procedure induces the following estimator of A_I

$$\hat{A}_{ka} = \hat{A}_{la} = 1, \quad \text{for } k, l \in \hat{I}_a, \quad a \in [\hat{K}]. \quad (7)$$

3.3 Estimation of the allocation submatrix A_J

We continue by estimating the matrix A_J , row by row. To explain our approach, we first outline the structure of each row, denoted as $A_{j\cdot}$, within the matrix A_J , for $j \in J$. We should note that each $A_{j\cdot}$ satisfies sparsity conditions and $\sum_{a=1}^K A_{ja} = 1$, as stipulated by Condition (i). To simplify the exposition, we rearrange \mathcal{X} and A as follows

$$\mathcal{X} = \begin{bmatrix} \mathcal{X}_{II} & \mathcal{X}_{IJ} \\ \mathcal{X}_{JI} & \mathcal{X}_{JJ} \end{bmatrix} \quad A = \begin{bmatrix} A_I \\ A_J \end{bmatrix}.$$

Model (1) and Theorem 1 imply the following decomposition of the extremal correlation matrix of \mathbf{X}

$$\mathcal{X} = \begin{bmatrix} \mathcal{X}_{II} & \mathcal{X}_{IJ} \\ \mathcal{X}_{JI} & \mathcal{X}_{JJ} \end{bmatrix} = \begin{bmatrix} A_I \odot A_I^\top & A_I \odot A_J^\top \\ A_J^\top \odot A_I & A_J \odot A_J^\top \end{bmatrix}.$$

In particular, $\mathcal{X}_{IJ} = A_I \odot A_J^\top$. Thus for each $i \in I_a$ with some $a \in [K]$ and $j \in J$, we have

$$\chi(i, j) = A_{ja}.$$

Averaging the above display over all $i \in I_a$ yields

$$\frac{1}{|I_a|} \sum_{i \in I_a} \chi(i, j) = A_{ja}.$$

Hence

$$\beta^{(j)} := A_{j\cdot} = \left(\frac{1}{|I_1|} \sum_{i \in I_1} \chi(i, j), \dots, \frac{1}{|I_K|} \sum_{i \in I_K} \chi(i, j) \right),$$

which can be estimated from the data as follows. For each $j \in \hat{J}$, we denote an estimator for the a -th element of $\beta^{(j)}$ using a simple approach. This estimator is represented as follows

$$\bar{\chi}^{(j)} = \left(\frac{1}{|\hat{I}_1|} \sum_{i \in \hat{I}_1} \hat{\chi}_{n,m}(i, j), \dots, \frac{1}{|\hat{I}_K|} \sum_{i \in \hat{I}_K} \hat{\chi}_{n,m}(i, j) \right).$$

It is important to note that this estimator is neither sparse nor an element of the unit simplex. Given the value $\bar{\chi}^{(j)}$, our objective is to determine a Euclidean projection of $\bar{\chi}^{(j)}$ that lies within the space $\mathbb{B}_0(s) = \{\beta \in \mathbb{R}^{\hat{K}}, \sum_{j=1}^{\hat{K}} \mathbf{1}_{\{\beta^{(j)} \neq 0\}} \leq s\}$, i.e., vectors with at most s non-zero entries, and the unit simplex $\Delta_{\hat{K}-1} = \{\beta \in \mathbb{R}^{\hat{K}}, \beta^{(j)} \geq 0, \sum_{j=1}^{\hat{K}} \beta^{(j)} = 1\}$:

$$\mathcal{P}(\hat{\beta}^{(j)}) \in \underset{\beta \in \mathbb{B}_0(s) \cap \Delta_{\hat{K}-1}}{\operatorname{argmin}} \quad \|\beta - \bar{\chi}^{(j)}\|_2. \quad (8)$$

Kyrillidis et al. 2013 have demonstrated the feasibility of computing such a projection efficiently, using a simple greedy algorithm. This algorithm is outlined in (HTSP) (Hard Thresholding and Simplex Projector), and it involves two main steps: first, identifying the support of $\hat{\beta}^{(j)}$, and then determining these values associated with this support. Consequently, in order to construct an estimator for the support, we select only the coordinates indexed by a where $\bar{\chi}_a^{(j)}$ exceeds a threshold 2δ . This selection results in a sparse estimator for $\beta_a^{(j)}$ as follows

$$\bar{\beta}_a^{(j)} = \bar{\chi}_a^{(j)} \mathbb{1}_{\{\bar{\chi}_a^{(j)} > 2\delta\}}, j = 1, \dots, \hat{K}.$$

This estimator $\bar{\beta}^{(j)}$ is often referred to as the hard thresholding estimator, where $2\delta > 0$ represents the threshold value. However, it is essential to note that the estimator $\bar{\beta}^{(j)}$ does not inherently belong to the unit simplex. To address this, we can obtain an alternative estimator, denoted as $\hat{\beta}^{(j)}$, by projecting $\bar{\beta}^{(j)}$ onto the unit simplex within the \hat{K} -dimensional space. The projection operation onto the unit simplex is achieved by utilizing a specific mathematical operator, and this operator is defined as

$$(\mathcal{P}_{\Delta_{\hat{K}-1}}(\beta))_j = [\beta^{(j)} - \tau]_+, \tau := \frac{1}{\rho} \left(\sum_{i=1}^{\rho} \beta^{(j)} - 1 \right),$$

for $\rho := \max\{k, \beta^{(j)} > \frac{1}{k}(\sum_{j=1}^k w^{(j)} - 1)\}$. Hence, by denoting $\hat{\mathcal{S}} = \text{supp}(\bar{\beta}^{(j)})$, we obtain

$$\hat{\beta}^{(j)}|_{\hat{\mathcal{S}}} = \mathcal{P}_{\Delta_{\hat{K}-1}}(\bar{\beta}^{(j)}), \quad \hat{\beta}^{(j)}|_{\hat{\mathcal{S}}^c} = 0 \quad (9)$$

Next, we construct the matrix $\hat{A}_{\hat{J}}$ with rows corresponding to the estimators $\hat{\beta}^{(j)}$ for each $j \in \hat{J}$. Our final estimator, denoted \hat{A} , for the matrix A , is obtained by concatenating $\hat{A}_{\hat{I}}$ and $\hat{A}_{\hat{J}}$. The statistical properties of the final estimator are examined in Section 4, where we also provide detailed specifications of the tuning parameter necessary for its development.

3.4 Estimation of the soft clusters

Recalling the definition of groups in (3), the soft clusters are estimated by

$$\hat{\mathcal{G}} = \{\hat{G}_1, \dots, \hat{G}_{\hat{K}}\}, \hat{G}_a = \{i \in [d] : \hat{A}_{ia} \neq 0\}, \text{ for each } a \in [\hat{K}]. \quad (10)$$

Variables $X^{(j)}$ that are associated (via \hat{A}) with the same latent factor $Z^{(a)}$ are therefore placed in the same group \hat{G}_a .

4. Statistical guarantees

This section serves a dual purpose. Firstly, we derive a bound akin to Bernstein's inequality for the uniform norm of the sampled version of the extremal correlation. This is achieved by utilizing a sequence of dependent and stationary random variables denoted as $(\mathbf{X}_t, t \in \mathbb{Z})$. Secondly, we employ the developed techniques to investigate statistical guarantees for the following aspects:

- (a) The estimated number of clusters, denoted as \hat{K} ;
- (b) The estimated pure variable set \hat{I} and its corresponding estimated partition $\hat{\mathcal{I}}$;
- (c) The estimated allocation matrix \hat{A} and its adjustment to account for the unknown sparsity of rows in matrix A .

We recall the definition of strongly mixing sequences, introduced by Rosenblatt 1956: For any two σ -algebras \mathcal{A} and \mathcal{B} , we define the α -mixing coefficient by

$$\alpha(\mathcal{A}, \mathcal{B}) = \sup_{A \in \mathcal{A}, B \in \mathcal{B}} |\mathbb{P}(A \cap B) - \mathbb{P}(A)\mathbb{P}(B)|.$$

Let $(\mathbf{X}_t, t \in \mathbb{Z})$ be a sequence of real-valued random variables defined on $(\Omega, \mathcal{A}, \mathbb{P})$. This sequence will be called strongly mixing if

$$\alpha(n) := \sup_{k \geq 1} \alpha(\mathcal{F}_k, \mathcal{G}_{k+n}) \rightarrow 0 \text{ as } n \rightarrow \infty, \quad (11)$$

where $\mathcal{F}_j := \sigma(\mathbf{X}_i, i \leq j)$ and $\mathcal{G}_j := \sigma(\mathbf{X}_i, i \geq j)$ for $j \geq 1$. Throughout, we assume the sequence $(\mathbf{X}_t, t \in \mathbb{Z})$ has exponentially decaying strong mixing coefficients, that is

$$\alpha(n) \leq \exp\{-2cn\}, \quad (12)$$

for a certain $c > 0$. Our first result is the following exponential inequality.

Theorem 4. *Let $(\mathbf{X}_t, t \in \mathbb{Z})$ be a sequence of stationary random variables with exponential decaying strong mixing coefficients given in (12). Then, there are constants $c_0 > 0$ and $c_1 > 0$ which depend only on c such that*

$$\mathbb{P} \left\{ \sup_{1 \leq i < j \leq d} |\hat{\chi}_{n,m}(i, j) - \chi_m(i, j)| \geq c_1 \left(\sqrt{\frac{\ln(kd)}{k}} + \frac{\ln(k) \ln \ln(k) \ln(kd)}{k} \right) \right\} \leq d^{-c_0},$$

where $n, m \in \{1, \dots, n\}$ denote respectively the sample and the block size, $k = \lfloor n/m \rfloor$ and $\chi_m(i, j) \in [0, 1]$ is the sub-asymptotic extremal correlation between $M_{m,1}^{(i)}$ and $M_{m,1}^{(j)}$.

In the context of our section, let us introduce some mathematical notations and concepts. Consider the quantity $\chi(i, j)$, which represents the extremal correlation between $X^{(i)}$ and $X^{(j)}$, within the max-domain of attraction as specified by condition (\mathcal{DMA}) . We also define a crucial parameter denoted as:

$$d_m = \sup_{1 \leq i < j \leq d} |\chi_m(i, j) - \chi(i, j)|,$$

where $\chi_m(i, j)$ is the sub-asymptotic extremal correlation between $M_{m,1}^{(i)}$ and $M_{m,1}^{(j)}$. This parameter characterizes the explicit bias between the subasymptotic framework and the max-domain of attraction. It essentially quantifies the rate at which the system converges to its asymptotic extreme behavior. Additionally, we introduce the following new event:

$$\mathcal{E} = \mathcal{E}(\delta) := \left\{ \sup_{1 \leq i < j \leq d} |\hat{\chi}_{n,m}(i, j) - \chi(i, j)| \leq \delta \right\}. \quad (13)$$

Now, we state that

$$\delta = d_m + c_1 \left(\sqrt{\frac{\ln(kd)}{k}} + \frac{\ln(k) \ln \ln(k) \ln(kd)}{k} \right),$$

for some absolute constant $c_1 > 0$. Furthermore, we require that $\ln(d) = o(n)$. This condition ensures, with the additional Condition (\mathcal{DMA}) , that $\delta = o(1)$. Taking $c_1 > 0$ large enough, Theorem 4 guarantees that \mathcal{E} holds with high probability:

$$\mathbb{P}(\mathcal{E}) \geq 1 - d^{-c_0},$$

for some positive constant $c_0 > 0$. The order of the threshold δ involves known quantity such as d, k and a unknown parameter d_m . For the latter, there is no simple manner to choose optimally this

parameter, as there is no simple way to determine how fast is the convergence to the asymptotic extreme behavior, or how far into the tail the asymptotic dependence structure appears. In particular, Condition [\(DMA\)](#) does not contain any information about the rate of convergence of C_m to C_∞ . More precise statements about this rate can be made with second order conditions. Let a regularly varying function $\Psi : \mathbb{N} \rightarrow (0, \infty)$ with coefficient of regular variation $\rho_\Psi < 0$ and a continuous non-zero function S on $[0, 1]^d$ such that

$$C_m(\mathbf{u}) - C_\infty(\mathbf{u}) = \Psi(m)S(\mathbf{u}) + o(\Psi(m)), \quad \text{for } m \rightarrow \infty, \quad (14)$$

uniformly in $\mathbf{u} \in [0, 1]^d$ (see, e.g., Bücher, Volgushev, and Zou [2019](#) for a proper introduction to this condition). In this case, we can show that $d_m = O(\Psi(m))$.

4.1 Statistical guarantees for \hat{K} , \hat{I} and $\hat{\mathcal{I}}$.

We delve into the analysis of the statistical performance of our estimator, denoted as \hat{I} , which aims to estimate I . Alongside this estimation, we also consider its associated partition. This particular problem falls within the broader category of pattern recovery problems. It is well established that, given sufficiently strong signal conditions, we can reasonably expect that $\hat{I} = I$ with a high level of confidence. To provide a more precise characterization of this statement, we introduce the notion of “quasi-pure” variables, as outlined in Bing et al. [2020](#). A quasi-pure variable, represented as $X^{(j)}$, exhibits a remarkably strong association with just one latent factor, $Z^{(a)}$ say. This association is such that $A_{ja} \approx 1$, indicating a close link between $X^{(j)}$ and $Z^{(a)}$. Conversely, these quasi-pure variables maintain very weak association with all other latent factors $Z^{(b)}$, i.e., $A_{ib} \approx 0$ for $b \neq a$. To establish this concept more formally, we define a set of quasi-pure variables as:

$$J_1 := \{j \in J : \exists a \in [K], A_{ja} \geq 1 - \delta\}. \quad (15)$$

This set encapsulated the variables that adhere to the quasi-pure property described earlier. Furthermore, for each latent factor $a \in [K]$, we can identify a subset of quasi-pure variables that are specifically associated with that factor. This subset is defined as:

$$J_1^a := \{j \in J : A_{ja} \geq 1 - \delta\}. \quad (16)$$

It is noteworthy that, under Condition [\(i\)](#), the lower bound $A_{ja} \geq 1 - \delta$ has significant implications. Specifically, it implies that for any variables $X^{(j)}$ with $j \in J_1^a$, then $A_{jb} \leq \delta$ for any $b \in [K]$ with $b \neq a$. In order to achieve consistent estimation of I , we need to establish certain strong signal conditions,

Condition [\(SSC\)](#). Let $\mathcal{I} = \{I_a\}_{1 \leq a \leq K}$ and J_1 defined in [\(15\)](#).

[\(SSC1\)](#) $\forall k \notin \mathcal{I} \cup J_1, A_{ka} < 1 - 3\delta, \forall a \in [K];$

[\(SSC2\)](#) $\forall k \notin \mathcal{I} \cup J_1, \exists a, b \in [K]$ such that $A_{ka} > 3\delta$ and $A_{kb} > 3\delta$.

In Theorem [5](#), we establish a critical result that provides a high-confidence guarantees for recovery of K , I and \mathcal{I} under the condition [\(SSC\)](#). This theorem has several key implications. In the first aspect of these implications, our theorem demonstrate that, with high probability, the estimated set \hat{I} encompasses the set of pure variables I . This implies that our procedure correctly identifies these fundamental variables. The second facet of these implications is \hat{I} is not limited to pure variables alone. It also includes quasi-pure variables. This broader inclusion provides a more comprehensive understanding of the theoretical and practical aspects of the algorithm. Ambiguous variables $X^{(j)}$ with $j \notin \mathcal{I} \cup J_1$ that exhibit associations with multiple latent factors not exceeding the

$1 - 3\delta$ threshold, as dictated by Condition (SSC1), are deliberately excluded from \hat{I} . This exclusion is crucial to maintain the accuracy of our method. If a quasi-pure variable is included in \hat{I} , then this variable will have the corresponding $A_{ia} \approx 1$. Importantly, these quasi-pure variables are grouped together with the pure variables associated with the same factor. In the construction of the graph G in part (a) of Theorem 2, Condition (SSC2) guarantees that only ambiguous variables are excluded a maximal clique of G . This is of utmost importance because it ensures that the number of cluster K is determined accurately.

Theorem 5. Assume that C_∞ is an extreme value copula of a linear factor models associated with a matrix $A \in \mathbb{R}^{d \times K}$. Let $(\mathbf{X}_t, t \in \mathbb{Z})$ be a sequence of stationary random variables with exponential decaying strong mixing coefficients given in (12) and C_m the copula of its componentwise maxima. Under Conditions (i)-(ii) and Condition (SSC), then

- (a) $\hat{K} = K$;
- (b) $I \subseteq \hat{I} \subseteq \hat{I} \cup J_1$.

Moreover, there exists a label permutation of the set $\{1, \dots, K\}$ such that the output $\hat{I} = \{\hat{I}_a\}_{1 \leq a \leq K}$ from Algorithm (PureVar) satisfies

- (c) $I_{\pi(a)} \subseteq \hat{I}_{\pi(a)} \subseteq \hat{I}_{\pi(a)} \cup J_1^{\pi(a)}$.

All results hold with probability larger than $1 - d^{-c_0}$ for a positive constant c_0 .

4.2 Statistical guarantees for \hat{A}

In this section, we present and discuss the statistical properties of the estimate \hat{A} and its control over the relationship between the support of A and the support of \hat{A} . It is worth noting that δ is defined in Equation (13) and the estimator of A_J relies solely on this tuning parameter. Theorem 6 established an adaptative finite sample upper bound for exponentially decaying α -mixing observations. Both d and K are allowed to grow with n . We consider the loss function for two $d \times K$ matrices A, A' as

$$L_2(A, A') := \min_{P \in S_K} \|AP - A'\|_{\infty, 2} \quad (17)$$

where S_K is the group of all $K \times K$ permutation matrices and

$$\|A\|_{\infty, 2} := \max_{1 \leq j \leq d} \|A_{j\cdot}\|_2 = \max_{1 \leq j \leq d} \left(\sum_{i=1}^K |A_{ij}|^2 \right)^{1/2};$$

for a generic matrix $A \in \mathbb{R}^{d \times K}$. Finally given δ , we define

$$J_2 = \{j \in J : \text{for any } a \in [K] \text{ with } A_{ja} \neq 0, A_{ja} > 4\delta\}. \quad (18)$$

Theorem 6. Assume the conditions in Theorem 5 hold. Set $s = \max_{j \in [d]} \|A_{j\cdot}\|_0$. Then for the estimator \hat{A} the following holds.

- (a) An upper bound:

$$L_2(\hat{A}, A) \leq 8\sqrt{s}\delta,$$

- (b) A guarantee for support recovery:

$$\text{supp}(A_{J_2}) \subseteq \text{supp}(\hat{A}) \subseteq \text{supp}(A),$$

with probability larger than $1 - d^{-c_0}$ for a positive constant c_0 .

We did not assume that C_m verifies Condition [\(DMA\)](#) in both Theorems 5-6. A link between C_m and C_∞ is implicitly provided through d_m which measure the distance between $\chi_m(i, j)$ computed from $U_m^{(i)}, U_m^{(j)}$ and the extremal coefficients $\chi(i, j)$ from C_∞ . Some comments on the above results are in order. On a high level, larger dimensions d , larger values of d_m lead to a larger bound. The effects of dimension d and bias d_m are intuitive: larger dimensions or more bias make the matrix recovery problem more difficult. The dependence on the number of latent factors K is implicitly conveyed through the sparsity index s , and its impact on the bound is also straightforward: the sparser the matrix, the better the bound.

It is important to note that the dimension d is permitted to grow as $\ln(d) = o(n)$, while the procedure still preserving an accurate estimation of A under additional assumptions. Specifically, it is required that $m = o(n)$ and C_m verifies Equation (14) for which there exists a constant K_Ψ independent of d such that $d_m \leq K_\Psi \Psi(m)$ for m large enough. In particular, if the dimension $\ln(d)$ is larger than n , the bound in Theorem 6 (a) using this procedure is not meaningful. Additionally, we have demonstrate that \hat{A} possesses another desirable property, namely variable selection, or exact recovery sparsity pattern for row $j \in J_2$.

If the set of pure variables I is known, a closer examination of the proof of Theorem 6 reveals that the entire estimation process in Section 3.3 can be applied using the threshold δ instead of 2δ . This global correction reduces the constant from 8 to 4 in Theorem 6 (a) without requiring additional Condition [\(SSC\)](#), which are specifically present for the estimation of $[K]$ and I . To the best of our knowledge, the estimation of identifiable sparse loading matrices A in the model (1), meeting Conditions (i)-(ii), when both I and K are unknown, has not been explored in existing literature. Our results fill this gap in the research landscape. However, there is an extensive body of literature on related problems, as outlined in the introduction.

5. Numerical results

In this section, we investigate the finite-sample performance of our algorithm to estimate the matrix A in a linear factor model describe in (1) by means of a simulation study.

The setup. As a time series model, we consider the discrete-time, d -variate moving maxima process $(\mathbf{Z}_t, t \in \mathbb{Z})$ of order $p \in \mathbb{N}$ given by

$$Z_t^{(j)} = \vee_{\ell=0}^p \rho^\ell \epsilon_{t+\ell}^{(j)}, \quad (t \in \mathbb{Z}, j = 1, \dots, d), \quad \rho \in (0, 1). \quad (19)$$

Here $(\epsilon_t, t \in \mathbb{Z})$ is an i.i.d. sequence of random vectors having the following distribution

$$\mathbb{P}\{\epsilon_1 \leq \mathbf{x}\} = \Phi^\leftarrow \left(\Phi(F(x^{(1)})) + \dots + \Phi(F(x^{(d)})) \right),$$

where Φ is the Archimedean generator $\Phi : [0, 1] \rightarrow [0, \infty]$, Φ^\leftarrow its generalized inverse and $F(x) = 1 - 1/x$ for $x \geq 1$. We assume the existence of the limit of

$$\frac{\Phi(1 - st)}{\Phi(1 - s)} = t, \quad t \in (0, \infty), \quad (20)$$

i.e., the upper tail exhibits asymptotic independence. In [Appendix G](#) (as seen in Proposition 1), we demonstrate that the maxima of $(\mathbf{Z}_t, t \in \mathbb{Z})$ belong to the maximum domain of attraction of independent Fréchet distributions. Consequently, the related process verifies Condition [\(DMA\)](#)

$$\mathbf{X}_t = A\mathbf{Z}_t + \mathbf{E}_t, \quad (21)$$

where \mathbf{E}_t represents independent and identically distributed replications of a light-tailed distributions. Noteworthy, since $(\mathbf{Z}_t, t \in \mathbb{Z})$ is p -dependent, the overall process $(\mathbf{X}_t, t \in \mathbb{Z})$ is α -mixing.

We generate the data in the following way. We set the number of clusters K to be 20 and simulate the latent variables $Z = (Z^{(1)}, \dots, Z^{(K)})$ from (19) and $\Phi = (t^{-1} - 1)$. The error terms $E_i^{(1)}, \dots, E_i^{(d)}$ are independently generate from a standard normal distribution. To speed up the simulation process, we set the first 20 rows of A as pure variables. This means these rows are predetermined and do not change during the process so that the best permutation matrix that achieves the best estimation error is the identity. To generate A_j , for any $j \in J$, we randomly assign the cardinality s_j of the support A_j . to a number in $\{2, 3, 4\}$, with equal probability. Then, we randomly select the support from the set $\{1, 2, \dots, K\}$ with a cardinality equal to s_j . Thus, we can generate \mathbf{X} according to the model in (21).

The target values. Our simulation study aims at investigating the performance of our algorithm to find the pure variable set \mathcal{I} and the performance of \hat{A} as estimators of A . When the number of clusters is correctly identified, we compute the Frobenius norm scaled by \sqrt{dK} . For the threshold, as suggested by our theoretical results, we set $\delta = 0.55 \times (d_m + \sqrt{\ln(d)/k})$ with $d_m = O(1/m)$ as a rule of thumb (see Appendix G for technical details of this heuristic) and omitting log terms in k .

Results and discussion. Figure 1, Panel a present simulation results on exact recovery rate of the pure index set \mathcal{I} and estimation error $L_2(\hat{A}, A)$ in the case of a fixed $m = 20$ and with varying $k \in \{300, 500, 700, 1000\}$. The shape of the functions are as expected; the estimation error decreases when the number of blocks k increases from 300 to 1000, which is in line with our theoretical results. The simulations are conducted on an Ubuntu system version 22.04 with 2.5 GHz Intel Core i7 CPU and 32 GB memory. Even with $d = 1000$ and $k = 1000$, the computing time of our method for each simulation is around 5 seconds.

Finally, in Figure 1, Panel b, we present simulation results on exact recovery rate of the pure index set \mathcal{I} and estimation error $L_2(\hat{A}, A)$ with a fixed sample size $n = 5000$. We plot these two quantities against the number of blocks k . From the picture, we see that, as expected, the performance of the estimator is first decreasing in k while it increases after a certain threshold. This phenomenon is an illustration of the bias-variance tradeoff that runs is the choice of the corresponding block length. Regarding the exact recovery rate and the performance of the estimator, we observe a rather good performance for values of k between 400 and 800, corresponding to block lengths between 6 and 12.

Approximate recovery for AI block models. In practical applications, there might be situations where one does not have prior information about whether the clusters of variables overlap or remain distinct. Therefore, it is preferable to use a clustering method that performs well in both scenarios. In this paragraph, we assess the numerical performance of the proposed method specifically when the data is generated with a specific non-overlapping data generating schemes.

As mentioned in the introduction, we can adapt the linear factor model into an AI block model when a specific structure is applied to the matrix A . To generate data with non overlapping clusters in the AI block model, we divide the number of variables into five clusters of equal sizes, with each cluster containing 10 latent variables. The values for these latent variables are samples from (19) with $\Phi(t) = (t^{-1} - 1)$. To generate the matrix A_j within each cluster, for each variable $j \in J$, we randomly select the size of the support s_j of A_j . from the set $\{2, 3, 4\}$ with uniform probabilities. After determining the support size, we randomly pick the corresponding support values ranging from $\{1, 2, \dots, 10\}, \dots, \{41, 42, \dots, 50\}$, with the selected set matching the cluster for which the

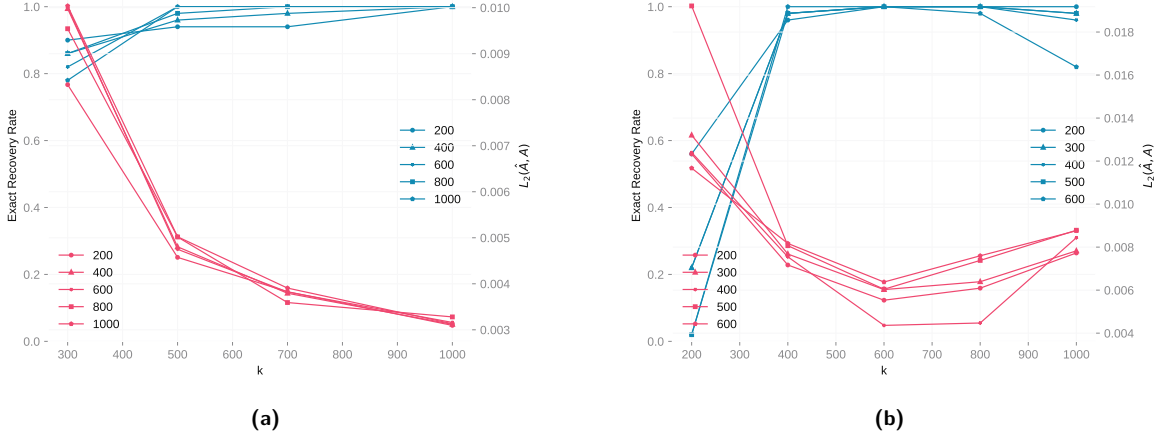


Figure 1. In Panel a, simulation results on exact recovery rate (in blue) of \mathcal{I} and $L_2(\hat{A}, A)$ (in red) with fixed $m = 20$ and varying $d \in \{200, 400, 600, 800, 1000\}$. In Panel b, simulations results on exact recovery rate (in blue) of \mathcal{I} and $L_2(\hat{A}, A)$ (in red) for fixed $n = 5000$ and varying number of blocks and $d \in \{200, 300, 400, 500, 600\}$.

variable j belongs to. The error terms $E_i^{(1)}, \dots, E_i^{(d)}$, are generated independently from a standard normal distribution.

In Figure 2, we conduct a performance comparison between our procedure and the ECO algorithm in Boulin et al. 2023a in terms of achieving partial recovery. We assess partial recovery using the adjusted rand index (ARI), see, for example Hubert and Arabie 1985, which is a continuous metric ranging from -1 to 1 , and it is used to compare two different partitions of a dataset. An ARI value of 1 indicates that the two partitions of a dataset. An ARI value of 1 indicates the the two partitions are identical, while random partitions are expected to yield a value close to zero.

For the threshold used in our evaluation, we set $\delta = 0.55 \times (1/m + \sqrt{\ln(d)/k})$ and 2δ for the ECO algorithm. The results displayed in Figure 2 reveal that our new procedure remains a strong competitor to the ECO algorithm, especially when data is generated from a linear factor model that produces asymptotically independent clusters of variables. The performance of the ECO algorithm can be attributed to the fact that, in this particular model, each pair of variables within a cluster does not exhibit asymptotic dependence. As a result, the conditions specified in Boulin et al. 2023a, Theorem 2 do not hold and its main message does not apply. This observation supports the conclusion that the performance of our proposed method is better with the benchmark method in AI block models within the framework of a linear factor model. So, within the framework of this model, our new procedure offers more flexibility, particularly in its ability to detect potential overlaps between clusters of variables. It is crucial to emphasize that the computational complexity of the ECO algorithm scales polynomially with the dimension and has already been applied to large datasets (see, for instance, Boulin et al. 2023b), whereas Algorithm (SCRAM) may perform for more modest dimensions.

6. Applications

6.1 Extreme precipitations in France

In our analysis, we focus on weekly maxima of hourly precipitation recorded at 92 weather stations in France during the fall season, spanning from September to November, for the years 1993 to 2011, resulting in 228 block maxima. This dataset was provided by Météo-France and has been previously used in Bernard et al. 2013. The selection of stations was based on their data quality and ensuring a relatively uniform coverage of France.

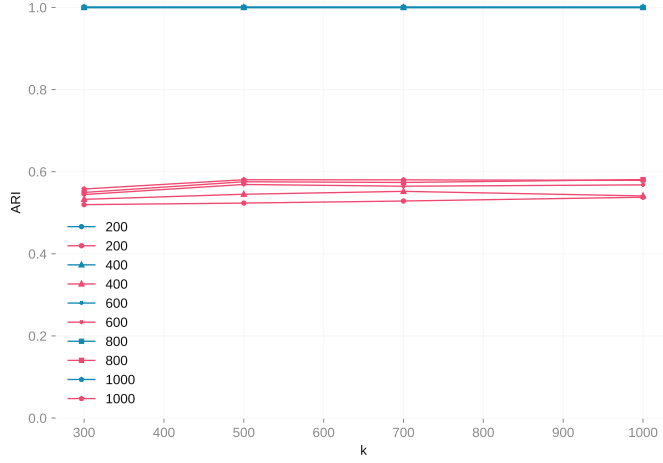


Figure 2. Average ARI by **SCRAM** procedure (in blue) and ECO algorithm (in red) across 50 runs.

We propose a data-driven approach for selecting the threshold value of δ tailored to the dataset. We use a fine grid of threshold values denoted as $\delta_\ell = c_\ell \sqrt{\ln(d)/k}$, where d is the number of stations and k the number of block maxima. For each δ_ℓ , we estimate $[\hat{K}(\ell)]$ using the 4th step of Algorithm (**PureVar**). Using this set, we estimate the extremal coefficient, a statistical measure introduced by Smith 1990 and can be estimated by the madogram (see, for instance, Guillou, Naveau, and Schorgen 2014). Since it is not a proper estimator (roughly speaking, this estimator can be negative), we take the positive part of the estimator. This coefficient is expected to be close to zero when variables are asymptotically independent.

Since the estimated size of $[\hat{K}(\ell)]$ is increasing with δ_ℓ , we retain the largest value c_ℓ where the estimated extremal coefficient is either close or exactly equal to zero. This process helps us determine an appropriate threshold for this specific data. Specifically, in Figure 3, the entire process recommends using $c_\ell = 0.56$ as the most suitable threshold value for our analysis.

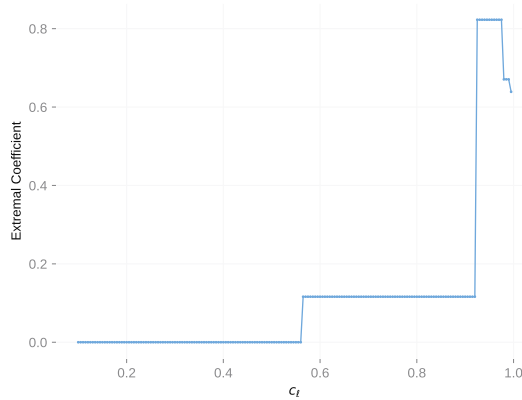


Figure 3. Selection of the threshold parameter $\delta_\ell = c_\ell \sqrt{\ln(d)/k}$ over a fine grid using the extremal coefficient.

Employing the designated threshold, we unveil three latent variables situated in the western, eastern, and southern regions of France. It is crucial to highlight that our process operates solely based on rainfall records, devoid of any geographical information. Consequently, discerning consistent

spatial structures from just rainfall measurements is not a straightforward outcome. Spatial representation of clusters are depicted in Figure 4. The western area above Bordeaux, indicated in Figure 4 Panel a, exhibits robust dependencies with the central region around Paris. However, beyond these regions, the associations with the latent variable rapidly decrease. Symmetrically, the eastern region, spanning from Lyon and covering the Vosges mountains, Alsace, the Franche-Comté and regions in northeastern France, depicted in Figure 4 Panel b, displays dependencies with the central regions while diminishing rapidly outside this area. It is significant to highlight that in this particular cluster, the associations with the latent variable do not stretch towards Mediterranean cities (despite a questionable association with Ajaccio more discussed in Appendix C). In contrast, the western cluster shows a broader distribution spanning across the entire country. The southern cluster, in Figure 4 Panel c, showcases spatial dependencies over Corsica and Mediterranean cities. These associations rapidly fell-off, resulting in the formation of a less spread-out cluster. The clustering results for locations align quite close with Bernard et al. 2013; Maume-Deschamps, Ribereau, and Zeidan 2023 dividing France into north and south regions. The key distinction lies in our clusters being overlapping, providing a more nuanced understanding of the variability of each location’s affiliation to a cluster. It is noteworthy that the farther a location is from the pure variable, the lesser the corresponding affiliation.

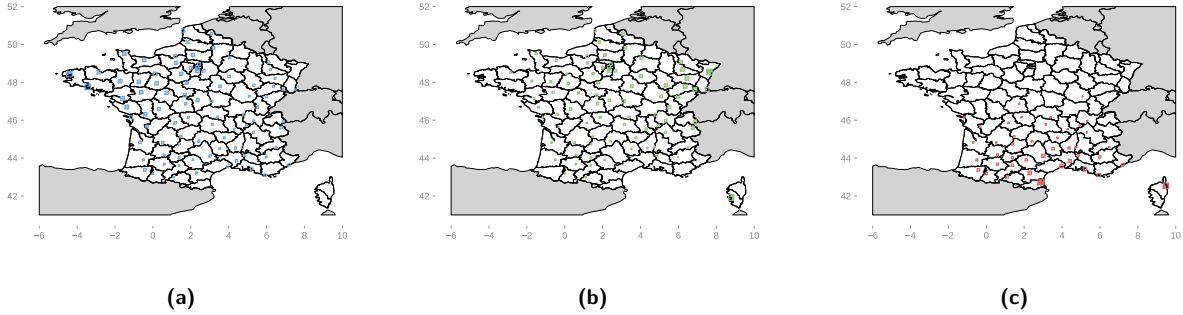


Figure 4. In Panel a, we have the spatial representation of clusters linked to the western latent variable. Moving to Panel b, we encounter the clusters associated with the eastern latent variable. Finally, in Panel c, the spatial representation unfolds for clusters tied to the southern latent variable. Each location’s strength of association with the respective latent variable is conveyed through the proportionate size and color intensity of the square.

The interpretation of these clusters seems straightforward. The extreme rainfall in northern France can be attributed to disturbances originating from the Atlantic, impacting regions like Brittany, Paris, and other northern areas. In the southern regions of France, particularly during the fall, intense rainfall events typically arise from southern winds compelling warm and moist air to interact with the mountainous terrain of the Pyrénées, Cévennes, and Alps. This interaction often leads to the development of severe thunderstorms. While these events can be quite localized, they frequently impact a substantial portion of the Mediterranean coastal area. In the eastern regions, despite the presence of various microclimates, the Vosges mountains serve a delineation between the temperate oceanic climate in the western part and the continental climate in the eastern part, particularly in the Upper Rhine Bassin.

Since the angular measure of the linear factor model \mathbf{X} in equation (1) is discrete, calculating probabilities of extreme events, denoted as $\mathbb{P}\{\mathbf{X} \in C\}$ for a set of interest C , becomes a straightforward task. In our environmental dataset, determining regions and probabilities as

$$C_a(\mathbf{x}) = \cup_{j \in G_a} \{y^{(j)} > x^{(j)}\}, p_a(\mathbf{x}) = \mathbb{P}\{\mathbf{X} \in C_a(\mathbf{x})\}, a \in \{1, 2, 3\}$$

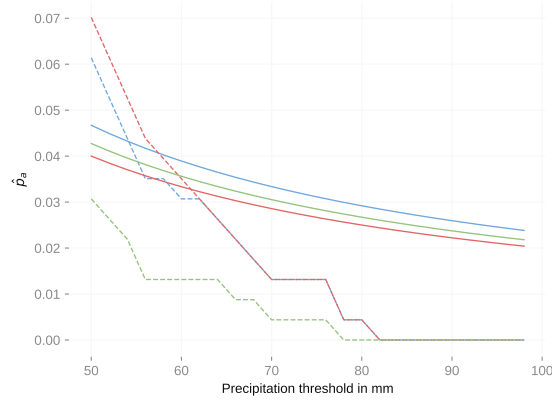


Figure 5. Approximations of \hat{p}_a concerning precipitation in millimeters are illustrated through straight lines in blue, green, and red, representing the western, eastern, and southern clusters, respectively. Empirical estimations are portrayed with dashed lines, mirroring the color code for their respective clusters.

is a common approach, especially when an extreme event at any location could potentially result in a climatological catastrophe. Letting $\hat{A}_{j\ell}$ be the element of the estimated \hat{A} , one can show that

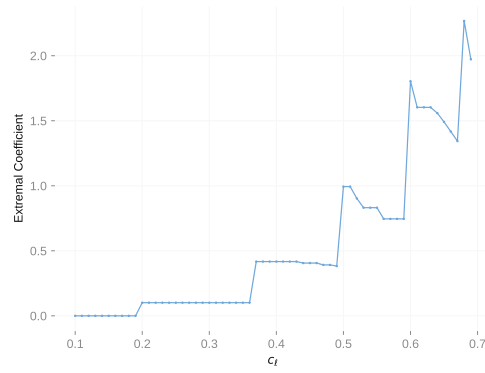
$$\hat{p}_a(\mathbf{x}) = \sum_{\ell=1}^3 \max_{j \in G_a} \frac{\hat{A}_{j\ell}}{x(j)}, \quad a \in \{1, 2, 3\}.$$

In Figure 5, we illustrate $\hat{p}_a(\mathbf{x})$ where \mathbf{x} is selected within the range of 50 to 100 mm for precipitation. The obtained estimation are of the same magnitude of those of Kiriliouk and Zhou 2022, Appendix B for Switzerland. A comparison with empirical estimates reveals that the latter tends to underestimate the probability of heavy rainfall events. Moreover, the linear factor model exhibits the capability to extrapolate, maintaining informative values even as the empirical estimates plummet to zero, losing their informativeness.

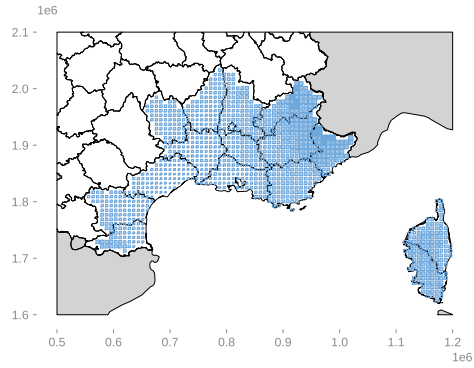
6.2 Wildfires in French Mediterranean

Our case study focuses on the southeastern part of France, covering an area of 80500 km². This region, prone to wildfires, encompasses a broad range of bioclimatic, environmental, and anthropogenic gradients. Approximately 60% of study area consists of easily ignitable forested areas or vegetation types, such as shrubland and other natural herbaceous vegetation. Wildfires face challenges in spreading through the various available cover types. The observation period for this study is 1995-2018, specifically during the extended summer months (June-October). Gridded weather reanalysis data from the SAFRAN model of Météo-France, with an 8km resolution, is utilized for analysis. This dataset has also undergone extensive examination in Koh et al. 2023, from which we obtain the data.

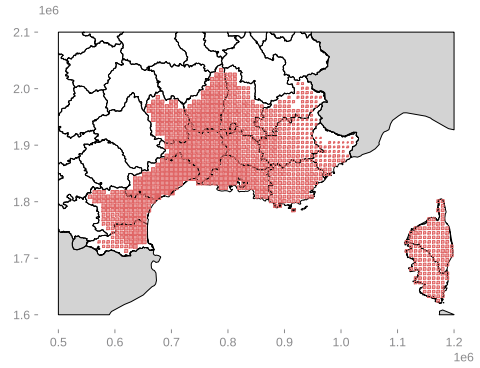
Understanding the joint impact of variables like temperature, precipitation, and wind speed on fire activity patterns is highly intricate. Various meteorological indices on fire activity patterns have been developed, including the widely used unitless Fire Weather Index (FWI), originally designed for Canadian forests. Typically, FWI values are directly interpreted and used for fire danger mapping. However, our approach involves studying its spatial variability through a linear factor model. In our methodology, we extract monthly maxima over the 1143 pixels, resulting in 100 observations. Through a data-driven approach to select the threshold, as explained in Section 6.1, we choose



(a)



(b)



(c)

Figure 6. In Panel a, selection of the threshold parameter $\delta_\ell = c_\ell \sqrt{\ln(d)/k}$ over a fine grid using the extremal coefficient. In panel b, we depict the spatial representation of cluster associated to the first latent variable. Panel c exhibits spatial association with the second latent variable. Each location's strength of association with the respective latent variable is conveyed through the proportionate size and color intensity of the square.

$c_\ell = 0.36$ to obtain two latent factors (see Figure 6 Panel a). These factors are directly interpretable in terms of elevation (refer to Figure 6 Panel b and Figure 6 Panel c). Indeed, the first cluster demonstrates a strong association within mountainous areas (Western Alps, Corsica, and Pyrénées), while the second exhibits associations within lowlands prone to fire activity (Fréjaville and Curt 2015) and heatwaves (Ruffault et al. 2016), mid-elevation hinterlands, and foothills.

7. Discussion

We have introduced a comprehensive methodology for estimating the parameters of a discrete spectral measure of a max-stable random vector. Our approach lies into model-based clustering and proves to be both rapid and convenient, particularly suited for moderate dimensions. Additionally, we have provided statistical assurances for our method, ensuring favorable outcomes even in high dimensions where the relationship between the dimensionality, represented by d , and the sample size, denoted as n , may vary and potentially result in larger d values. These results are robust, grounded in general conditions that span a diverse array of applications. Our methodology however does not accommodate multivariate regularly varying distributions with an unknown tail index α . Instead of the considered framework, let \mathbf{Z} consists of independent regularly varying random variables with a known tail index α , then Theorem 1 can be reformulated as

$$\mathcal{X} = \bar{A} \odot \bar{A}^\top,$$

where \bar{A} represents the standardized loading matrix of \mathbf{X} , that is

$$\bar{A} = (\bar{A}_{ja})_{d \times K} = \left(\frac{A_{ja}^\alpha}{\sum_{a=1}^K A_{ja}^\alpha} \right)_{j=1, \dots, d, a=1, \dots, K}.$$

Then, the entire proposed procure applies to \bar{A} as long as the pure variable condition is satisfied, namely Condition (ii). Setting the scaling condition $\sum_{a=1}^K A_{ja}^\alpha = 1$ for any $j = 1, \dots, d$, we can, however estimate the stable-tail dependence function of \mathbf{X} , as it is expressed as

$$L(z^{(1)}, \dots, z^{(d)}) = \sum_{a=1}^K \bigvee_{j=1, \dots, d} \left(A_{ja} z^{(j)} \right)^\alpha, \quad z^{(1)}, \dots, z^{(d)} > 0.$$

However, estimating the matrix A now requires the estimation of the tail index α , demanding more intricate technical details within our non-asymptotic framework with weakly dependent observations. This aspect remain of significant interest for applications. Indeed, since marginal standardization does not impact dependence modeling, it is a common practice to separate marginal and dependence modeling. This involves standardizing each marginal to a common distribution and then focusing solely on modeling the dependence structure. However, in certain applications where the goal is to estimate failure regions of the form $\{\sum_{j=1}^d v^{(j)} X^{(j)} > x\}$ with x being large and $\sum_{j=1}^d v^{(j)} = 1$, $v^{(j)} > 0$, such an approach may be suboptimal. In these cases, it is necessary to directly model the original vector \mathbf{X} . These failure regions are particularly relevant in climate applications, as demonstrated by Kiriliouk and Naveau 2020 and Kiriliouk and Zhou 2022.

One can also consider the contaminated linear factor model

$$\mathbf{X} = A\mathbf{Z} + \sigma\eta,$$

where $A \in \mathbb{R}^{d \times K}$ satisfies Condition (i), $\mathbf{Z} = (Z^{(1)}, \dots, Z^{(K)})$ is a K -dimensional vector with i.i.d. standard Fréchet distributed components, $\sigma > 0$ regulates the signal-to-noise ratio and η is a

common factor noise distributed as a standard Fréchet. The standardized loading matrix \bar{A} of \mathbf{X} is expressed as:

$$\bar{A} = \left(\frac{A_{ja} + \sigma}{1 + \sigma} \right)_{j=1, \dots, d, a=1, \dots, K}.$$

The current challenge is that Theorem 2 (a) no longer applies since

$$\chi(i, j) = \frac{\sigma}{1 + \sigma} \neq 0, \quad i \in I_a, j \in I_b, b \neq a.$$

So, we can no longer recover latent factors using pairwise asymptotic independence obtained from the proposed model in (1). However, taking $a \in [K]$ with $|I_a| \geq 2$, it is readily verified that

$$\chi(i, k) = \frac{A_{ka} + \sigma}{1 + \sigma} < 1 = \chi(i, j)$$

for any $k \notin I_a$ and $i, j \in I_a$. Thus, a procedure to identify $[K]$ is possible using the more stringent condition

Condition (ii’). For any $a \in \{1, \dots, K\}$, there exist at least two indices $j \in \{1, \dots, d\}$ such that $A_{ja} = 1$ and $A_{jb} = 0, \forall b \neq a$.

Without knowledge of σ , the matrix A can be recovered up to a multiplication constant (and by multiplication by a permutation matrix). It is also crucial to emphasize that such Condition (ii’) paves the way to reduce the computational complexity of our procedure method.

Acknowledgements

This work has been supported by the project ANR McLaren (ANR-20-CE23-0011).

Data Availability Statement

Simulations and applications (with corresponding data) are available from the following GitHub repository : https://github.com/Aleboul/Linear_factor_models.

References

- Avella-Medina, Marco, Richard A Davis, and Gennady Samorodnitsky (2021). “Spectral learning of multivariate extremes”. In: *arXiv preprint arXiv:2111.07799*.
- (2022). “Kernel PCA for multivariate extremes”. In: *arXiv preprint arXiv:2211.13172*.
- Bernard, Elsa et al. (2013). “Clustering of maxima: Spatial dependencies among heavy rainfall in France”. In: *Journal of climate* 26.20, pp. 7929–7937.
- Bing, Xin et al. (2020). “Adaptive estimation in structured factor models with applications to overlapping clustering”. In: *The Annals of Statistics* 48.4, pp. 2055–2081. DOI: [10.1214/19-AOS1877](https://doi.org/10.1214/19-AOS1877). URL: <https://doi.org/10.1214/19-AOS1877>.
- Bingham, Nicholas H, Charles M Goldie, and Jef L Teugels (1989). *Regular variation*. 27. Cambridge university press.
- Boulin, Alexis et al. (2023a). “High-dimensional variable clustering based on sub-asymptotic maxima of a weakly dependent random process”. In: *arXiv preprint arXiv:2302.00934*.
- (2023b). “Identifying regions of concomitant compound precipitation and wind speed extremes over Europe”. In: *arXiv preprint arXiv:2311.11292*.
- Bron, Coen and Joep Kerbosch (1973). “Algorithm 457: finding all cliques of an undirected graph”. In: *Communications of the ACM* 16.9, pp. 575–577.

- Buchanan, Austin et al. (2014). “Solving maximum clique in sparse graphs: an $O(nm + n^2 d/4)$ $O(nm + n^2 d/4)$ algorithm for d -degenerate graphs”. In: *Optimization Letters* 8, pp. 1611–1617.
- Bücher, Axel and Johan Segers (2014). “Extreme value copula estimation based on block maxima of a multivariate stationary time series”. In: *Extremes* 17, pp. 495–528.
- Bücher, Axel, Stanislav Volgushev, and Nan Zou (2019). “On second order conditions in the multivariate block maxima and peak over threshold method”. In: *Journal of Multivariate Analysis* 173, pp. 604–619.
- Cooley, Daniel and Emeric Thibaud (2019). “Decompositions of dependence for high-dimensional extremes”. In: *Biometrika* 106.3, pp. 587–604.
- Cordoni, Francesco and Alessio Sancetta (2023). “Consistent Causal Inference for High-Dimensional Time Series”. In: *arXiv preprint arXiv:2307.03074*.
- Cui, Qiurong and Zhengjun Zhang (2018). “Max-linear competing factor models”. In: *Journal of Business & Economic Statistics* 36.1, pp. 62–74.
- Davis, Richard A and Sidney I Resnick (1989). “Basic properties and prediction of max-ARMA processes”. In: *Advances in applied probability* 21.4, pp. 781–803.
- Einmahl, John H. J., Andrea Krajina, and Johan Segers (2012). “An M-estimator for tail dependence in arbitrary dimensions”. In: *The Annals of Statistics* 40.3, pp. 1764–1793. DOI: [10.1214/12-AOS1023](https://doi.org/10.1214/12-AOS1023). URL: <https://doi.org/10.1214/12-AOS1023>.
- Einmahl, John HJ, Anna Kiriliouk, and Johan Segers (2018). “A continuous updating weighted least squares estimator of tail dependence in high dimensions”. In: *Extremes* 21, pp. 205–233.
- Embrechts, Paul, Claudia Klüppelberg, and Thomas Mikosch (2013). *Modelling extremal events: for insurance and finance*. Vol. 33. Springer Science & Business Media.
- Eppstein, David, Maarten Löffler, and Darren Strash (2010). “Listing all maximal cliques in sparse graphs in near-optimal time”. In: *Algorithms and Computation: 21st International Symposium, ISAAC 2010, Jeju Island, Korea, December 15-17, 2010, Proceedings, Part I* 21. Springer, pp. 403–414.
- Fougères, Anne-Laure, Cécile Mercadier, and John P Nolan (2013). “Dense classes of multivariate extreme value distributions”. In: *Journal of Multivariate Analysis* 116, pp. 109–129.
- Fréjaville, Thibaut and Thomas Curt (2015). “Spatiotemporal patterns of changes in fire regime and climate: defining the pyroclimates of south-eastern France (Mediterranean Basin)”. In: *Climatic Change* 129, pp. 239–251.
- Gissibl, Nadine and Claudia Klüppelberg (2018). “Max-linear models on directed acyclic graphs”. In: *Bernoulli* 24.4A, pp. 2693–2720. DOI: [10.3150/17-BEJ941](https://doi.org/10.3150/17-BEJ941). URL: <https://doi.org/10.3150/17-BEJ941>.
- Gissibl, Nadine, Claudia Klüppelberg, and Moritz Otto (2018). “Tail dependence of recursive max-linear models with regularly varying noise variables”. In: *Econometrics and statistics* 6, pp. 149–167.
- Guillou, Armelle, Philippe Naveau, and Antoine Schorgen (2014). “Madogram and asymptotic independence among maxima”. In: *REVSTAT-Statistical Journal* 12.2.
- Hall, Peter, Liang Peng, and Qiwei Yao (2002). “Moving-maximum models for extrema of time series”. In: *Journal of statistical planning and inference* 103.1-2, pp. 51–63.
- Hsing, Tailen (1989). “Extreme value theory for multivariate stationary sequences”. In: *Journal of Multivariate Analysis* 29.2, pp. 274–291.
- Hubert, Lawrence and Phipps Arabie (1985). “Comparing partitions”. In: *Journal of classification* 2, pp. 193–218.
- Janßen, Anja and Phyllis Wan (2020). “ k -means clustering of extremes”. In: *Electronic Journal of Statistics* 14.1, pp. 1211–1233. DOI: [10.1214/20-EJS1689](https://doi.org/10.1214/20-EJS1689). URL: <https://doi.org/10.1214/20-EJS1689>.

- Karp, Richard M. (1972). “Reducibility among Combinatorial Problems”. In: *Complexity of Computer Computations: Proceedings of a symposium on the Complexity of Computer Computations, held March 20–22, 1972, at the IBM Thomas J. Watson Research Center, Yorktown Heights, New York, and sponsored by the Office of Naval Research, Mathematics Program, IBM World Trade Corporation, and the IBM Research Mathematical Sciences Department*. Ed. by Raymond E. Miller, James W. Thatcher, and Jean D. Bohlinger. Boston, MA: Springer US, pp. 85–103. ISBN: 978-1-4684-2001-2. DOI: [10.1007/978-1-4684-2001-2_9](https://doi.org/10.1007/978-1-4684-2001-2_9). URL: https://doi.org/10.1007/978-1-4684-2001-2_9.
- Kiriliouk, Anna and Philippe Naveau (2020). “Climate extreme event attribution using multivariate peaks-over-thresholds modeling and counterfactual theory”. In: *The Annals of Applied Statistics* 14.3, pp. 1342–1358. DOI: [10.1214/20-AOAS1355](https://doi.org/10.1214/20-AOAS1355). URL: <https://doi.org/10.1214/20-AOAS1355>.
- Kiriliouk, Anna and Chen Zhou (2022). “Estimating probabilities of multivariate failure sets based on pairwise tail dependence coefficients”. In: *arXiv preprint arXiv:2210.12618*.
- Kluppelberg, Claudia and Mario Krali (2021). “Estimating an extreme Bayesian network via scalings”. In: *Journal of Multivariate Analysis* 181, p. 104672.
- Kluppelberg, Claudia and Steffen Lauritzen (2019). “Bayesian networks for max-linear models”. In: *Network Science: An Aerial View*, pp. 79–97.
- Koh, Jonathan et al. (2023). “Spatiotemporal wildfire modeling through point processes with moderate and extreme marks”. In: *The Annals of Applied Statistics* 17.1, pp. 560–582. DOI: [10.1214/22-AOAS1642](https://doi.org/10.1214/22-AOAS1642). URL: <https://doi.org/10.1214/22-AOAS1642>.
- Kulik, Rafal and Philippe Soulier (2020). *Heavy-tailed time series*. Springer.
- Kyrillidis, Anastasios et al. (2013). “Sparse projections onto the simplex”. In: *International Conference on Machine Learning*. PMLR, pp. 235–243.
- Marcon, Giulia et al. (2017). “Multivariate nonparametric estimation of the Pickands dependence function using Bernstein polynomials”. In: *Journal of statistical planning and inference* 183, pp. 1–17.
- Maume-Deschamps, Véronique, Pierre Ribereau, and Manal Zeidan (Apr. 2023). “Detecting the stationarity of spatial dependence structure using spectral clustering”. <https://hal.science/hal-03918937>. URL: <https://hal.science/hal-03918937>.
- McDonald, Roderick P (1999). *Test theory: A unified treatment*. Psychology Press.
- Merlevède, Florence, Magda Peligrad, and Emmanuel Rio (2009). “Bernstein inequality and moderate deviations under strong mixing conditions”. In: *High dimensional probability V: the Luminy volume*. Vol. 5. Institute of Mathematical Statistics, pp. 273–293.
- Resnick, Sidney I (2008). *Extreme values, regular variation, and point processes*. Vol. 4. Springer Science & Business Media.
- Rosenblatt, Murray (1956). “A central limit theorem and a strong mixing condition”. In: *Proceedings of the national Academy of Sciences* 42.1, pp. 43–47.
- Ruffault, J et al. (2016). “Objective identification of multiple large fire climatologies: an application to a Mediterranean ecosystem”. In: *Environmental Research Letters* 11.7, p. 075006.
- Smith, Richard L. (1990). “Max-stable processes and spatial extremes.” In: *unpublished work*.
- Tolosana-Delgado, R et al. (2005). “Latent compositional factors in the Llobregat River Basin (Spain) hydrogeochemistry”. In: *Mathematical Geology* 37, pp. 681–702.
- Zhang, Xuhui et al. (2023). “Wasserstein-based Minimax Estimation of Dependence in Multivariate Regularly Varying Extremes”. In: *arXiv preprint arXiv:2312.09862*.

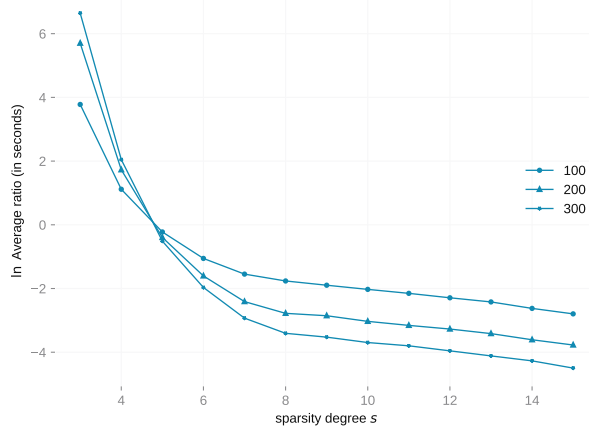


Figure 7. Average ratio T_{BK}/T_{MILP} in seconds set to the log scale with respect to the sparsity degree $s \in \{2, 3, \dots, 15\}$ and $d \in \{100, 200, 300\}$.

Appendix A. Investigation into the computation time of clique algorithm

In this section, we explore the computation time required to identify a clique using the extremal correlation matrix, irrespective of whether the matrix is sparse or not. To achieve this, we examine the approach outlined in the main paper, which involves the following binary problem,

$$\begin{aligned}
 \max_{x^{(i)}} \quad & \sum_{i=1}^d x^{(i)} \\
 \text{s.t.} \quad & x^{(i)} + x^{(j)} \leq 1, \quad \forall (i, j) \in \bar{E} \\
 & x^{(i)} \in \{0, 1\}, \quad i = 1, \dots, d,
 \end{aligned}$$

and the Bron-Kerbosch algorithm (Bron and Kerbosch 1973). The matrix A is constructed as follows: we designate the initial rows to comprise the first 20 pure variables. For generating A_J , where $j \in J$, we randomly choose the support from the set $1, 2, \dots, 20$ with a sparsity $s \in \{2, 3, \dots, 15\}$. Subsequently, we form the extremal correlation matrix $\mathcal{X} = A \odot A^\top$ and investigate a clique using the two aforementioned methods in 20 replications. We examine three scenarios with varying dimensions, denoted as $d \in \{100, 200, 300\}$. We denote the time spent recovering the clique through the adjacency matrix E computed with the extremal correlation matrix \mathcal{X} as T_{BK} for the Bron-Kerbosch algorithm and T_{MILP} for the binary problem. The results are illustrated in Figure 7. For a concise interpretation of the numerical results, when $d = 300$ and $s = 3$, the binary problem is 768 times faster than the Bron-Kerbosch algorithm, and conversely, the Bron-Kerbosch algorithm is 100 times faster when $s = 15$.

As anticipated, when the sparsity s is low ($s < 4$), the binary problem proves to be the most effective in recovering the maximal clique, whereas the Bron-Kerbosch algorithm exhibits superior performance for a sparsity index $s \geq 4$. Regardless of the dimension, the (log) average ratio is decreasing and shows a rapid deceleration when $s \geq 4$. The contrast between the two methods becomes more pronounced with increasing considered dimensions.

Appendix B. Algorithm

We give below the specifics of Algorithm (PureVar) motivated in Section (3), the Algorithm (HTSP) and summarize our final algorithm in Algorithm (SCRAM) (Soft Clustering lineAR fActor Model).

Algorithm PureVar

```
1: procedure PUREVAR( $\hat{\mathcal{I}}, \delta$ )
2:   Initialize:  $\mathcal{I} = \emptyset$ 
3:   Construct the graph  $G = (V, E)$  where  $V = [d]$  and  $(i, j) \in E$  if  $\hat{\chi}_{n,m} \leq 2\delta$ 
4:   Find a maximal clique,  $\mathcal{G}$ , of  $G$ 
5:   for  $i \in \mathcal{G}$  do
6:      $\hat{I}^{(i)} = \{j \in [d] \setminus \{i\} : 1 - \hat{\chi}_{n,m}(i, j) \leq 2\delta\}$ 
7:      $\hat{I}^{(i)} = \hat{I}^{(i)} \cup \{i\}$ 
8:      $\hat{\mathcal{I}} = \text{MERGE}(\hat{I}^{(i)}, \hat{\mathcal{I}})$ 
9:   Return  $\hat{\mathcal{I}}$  and  $\hat{K}$  as the number of sets in  $\hat{\mathcal{I}}$ 
```

Algorithm MERGE

```
1: procedure MERGE( $\hat{I}^{(i)}, \hat{\mathcal{I}}$ )
2:   for  $G \in \hat{\mathcal{I}}$  do
3:     if  $G \cap \hat{I}^{(i)} \neq \emptyset$  then
4:        $G = G \cap \hat{I}^{(i)}$ 
5:       Return  $\hat{\mathcal{I}}$ 
6:    $\hat{I}^{(i)} \in \hat{\mathcal{I}}$ 
7:   Return  $\hat{\mathcal{I}}$ 
```

Algorithm HTSP

```
1: procedure HTSP( $\hat{I}^{(i)}, \hat{\mathcal{I}}$ )
2:    $\hat{\mathcal{S}} = \text{supp}(\bar{\beta}^{(j)})$ 
3:    $\hat{\beta}^{(j)}|_{\hat{\mathcal{S}}} = \mathcal{P}_{\Delta_{\hat{K}-1}}(\bar{\beta}^{(j)}), \hat{\beta}^{(j)}|_{\hat{\mathcal{S}}^c} = 0$ 
```

Algorithm SCRAM

```
1: procedure SCRAM( $\hat{\mathcal{X}}$ , the tuning parameter  $\delta$ )
2:   Apply Algorithm (PureVar) to obtain the number of clusters  $\hat{K}$ , the estimated set of pure variables  $\hat{I}$  and its partition of  $\hat{\mathcal{I}}$ .
3:   Estimate  $A_I$  by  $\hat{A}_{\hat{I}}$  from (7).
4:   Estimate  $A_J$  by  $\hat{A}_{\hat{J}}$  from (9). Combine  $\hat{A}_{\hat{I}}$  with  $\hat{A}_{\hat{J}}$  to obtain  $\hat{A}$ .
5:   Estimate fuzzy clusters  $\hat{\mathcal{G}} = \{\hat{G}_1, \dots, \hat{G}_K\}$  from (10) by using  $\hat{A}$ .
6:   Output  $\hat{A}$  and  $\hat{\mathcal{G}}$ .
```

Appendix C. A discussion on Section 6.1

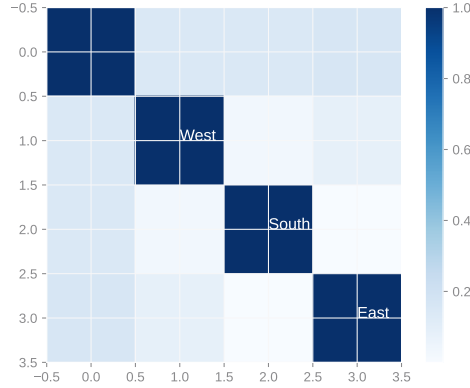


Figure 8. Extremal correlation matrix between Ajaccio and the three latent factors West, South and East, respectively.

In this section, we discuss the debatable connection of Ajaccio with the eastern cluster, as discussed in Section 6.1. While justifying this association purely through geostatistical arguments may be challenging, a closer examination of the algorithm’s functionality might offer insights. Illustrated in Figure 8 is the extremal correlation matrix depicting the relationship between Ajaccio and the three latent factors. In numerical terms, the coefficients in the first row stand at 0.141, 0.144, and 0.158 respectively. With the application of the calibrated threshold $\delta = 0.1576$, the hard-thresholding step intervenes, setting the association between the western and southern clusters to Ajaccio to 0. Consequently, only the association with the eastern cluster persists, being adjusted to 1 during the projection onto the simplex.

Appendix D. Proofs of Section 2

Proof of Theorem 1 Let $i, j \in \{1, \dots, d\}$ be arbitrary with $i \neq j$. Define $X^{(i)} = \sum_{a=1}^K A_{ia} Z^{(a)}$ and $X^{(j)} = \sum_{a=1}^K A_{ja} Z^{(a)}$. In order to obtain bivariate regular variation of $\mathbf{X}^{(i,j)} = (X^{(i)}, X^{(j)})$, consider the map ψ from $\mathbb{R}_+^K \rightarrow [0, \infty)^2$ defined by

$$\psi(z^{(1)}, \dots, z^{(K)}) = \left(\sum_{a=1}^K A_{ia} z^{(a)}, \sum_{a=1}^K A_{ja} z^{(a)} \right).$$

For a measurable subset A of \mathbb{R}^2 , separated from 0, we obtain by corollary 2.1.14 of Kulik and Soulier 2020:

$$\begin{aligned} \nu_{\mathbf{X}^{(i,j)}}(A) &= \nu_{\mathbf{Z}} \circ \psi^{-1}(A) = \sum_{a=1}^K \delta_0 \otimes \dots \otimes \nu_{Z^{(a)}} \otimes \dots \otimes \delta_0 \circ \psi^{-1}(A) \\ &= \sum_{a=1}^K \int_0^\infty \mathbb{1}_A(A_{ia}s, A_{ja}s) s^{-2} ds. \end{aligned}$$

Applying to $A = (1, \infty) \times (1, \infty)$ and $A = (1, \infty) \times \mathbb{R}_+$, we get respectively

$$\begin{aligned}\nu_{\mathbf{X}^{(i,j)}}((1, \infty) \times (1, \infty)) &= \nu_{\mathbf{Z}} \circ \psi^{-1}(A) = \sum_{a=1}^K \int_0^\infty \mathbb{1}_{(1, \infty) \times (1, \infty)}(A_{ia}s, A_{ja}s) s^{-2} ds \\ &= \sum_{a=1}^K \int_0^\infty \mathbb{1}_{\{s > 1/A_{ia}, s > 1/A_{ja}\}} s^{-2} ds \\ &= \sum_{a=1}^K \left(\frac{1}{A_{ia}} \vee \frac{1}{A_{ja}} \right)^{-1} = \sum_{a=1}^K (A_{ia} \wedge A_{ja}),\end{aligned}$$

and

$$\nu_{\mathbf{X}^{(i,j)}}((1, \infty) \times \mathbb{R}_+) = \sum_{a=1}^K A_{ia} = 1.$$

Thus

$$\chi(i, j) = \lim_{x \rightarrow \infty} \frac{\mathbb{P}\{X_i > x, X_j > x\}}{\mathbb{P}\{X_i > x\}} = \frac{\nu_{\mathbf{X}^{(i,j)}}((1, \infty) \times (1, \infty))}{\nu_{\mathbf{X}^{(i,j)}}((1, \infty) \times \mathbb{R}_+)} = \sum_{a=1}^K A_{ia} \wedge A_{ja}.$$

□

We now state and prove two lemmata that are crucial for the main results of this section. All results are proved under the condition that model (1) and Conditions (i)-(ii) hold.

Lemma 1. *For any $a \in [K]$, $i \in I_a$ and $|I_a| \geq 2$ we have*

1. $\chi(i, j) = 1$ for all $j \in I_a$,
2. $\chi(i, j) < 1$ for all $j \notin I_a$.

Proof of Lemma 1 For any given $i \in \{1, \dots, d\}$, we define the set $s(i) := \{1 \leq a \leq K : A_{ia} \neq 0\}$. For any $i \in I_a$ and $j \neq i$, we have

$$\chi(i, j) = \sum_{a \in s(i)} A_{ia} \wedge A_{ja} = A_{ja} \leq 1,$$

we observe that we have equality in the above display for $j \in I_a$ and strict inequality for $j \notin I_a$ which proves the lemma. □

Lemma 2. *We have $S_i \cup \{i\} = I_a$ and $M_i = 1$ for any $i \in I_a$, with $|I_a| \geq 2$ and $a \in [K]$.*

Proof of Lemma 2 Lemma 1 implies that, for any $i \in I_a$, $M_i = 1$ and $S_i = I_a \setminus \{i\}$ which proves the lemma. □

Proof of Theorem 2

Proof of (a) By condition (ii), for any $a \in [K]$, there exists $i_a \in [d]$ such that $X^{(i_a)} = Z^{(a)}$. By its very nature under the model (1), the vector $(X^{(i_1)}, \dots, X^{(i_K)})$ is the largest vector being asymptotically independent, i.e.,

$$\chi(i, j) = 0, \quad \forall i, j \in \{i_1, \dots, i_K\}, \quad (22)$$

see Resnick 2008, Proposition 5.24. Let us construct the simple undirected graph $G = (V, E)$ with a finite set of vertices $V = [d]$ and a finite set of ordered pairs (i, j) of edges such that $(i, j) \in E$ if $\chi(i, j) = 0$. Through this construction of G , the search for a maximal clique in G is equivalent to searching for a set of indices, denoted as $\{i_1, \dots, i_K\}$, satisfying equation (22). Consequently, we established (a).

Proof of (b) Consider any $j \in [d]$ with $M_i = 1$ for $i \in I_a$. Since $|I_a| \geq 2$, by Lemma 1, the maximum is achieved for any pairs $j, k \in I_a$. However, if $j \notin I_a$, we have $\chi(j, k) < 1$ for all $k \neq j$. Hence $j \in I_a$ and this conclude the proof of the sufficiency part. It remains to prove the necessity part.

Let $i \in I_a$ for some $a \in [K]$ and $j \in I_a \cap S_i$. Since $j \in S_i$ and $|I_a| \geq 2$, we have $\chi(i, j) = M_i = 1$, as a result of Lemma 2, which proves (b).

Proof of (c) We start with the following construction approach. Let $N = [d]$ be the set of all variables indices and $O = \emptyset$. Let M_i and S_i be defined in (5) and (6), respectively.

- (1) Construct the undirected graph $G = (V, E)$ where $(i, j) \in E$ if $\chi(i, j) = 0$.
- (2) Find a maximal clique of G denoted as Q .
- (3) Choose $i \in Q$ and calculate M_i and S_i .
 - (a) If $M_i = 1$, set $I^{(i)} = S_i \cup \{i\}$, $O = O \cup \{i\}$ and $Q \setminus \{i\}$.
 - (b) Otherwise, replace Q by $Q \setminus \{i\}$.
- (4) Repeat Step (3) until $Q = \emptyset$.

We show that $\{I^{(i)} : i \in O\} = \mathcal{I}$. Let $i \in O$ be arbitrary fixed. By (a) and (b) of Theorem 2, we have $i \in I$. Thus, there exists $a \in [K]$ such that $i \in I_a$. If $|I_a| \geq 2$, by Lemma 2, $i \in I_a$ implies $I_a = S_i \cup \{i\} = I^{(i)}$. On the other hand, let $a \in [K]$ be arbitrary fixed. By condition (ii), there exists, at least one $i \in I_a$. If $|I_a| = 1$, then by (a), we have $I^{(i)} = I_a$. If $|I_a| \geq 2$, if $j \in I_a$, then $\chi(i, j) = 1$ and $j \in S_i$, once again, by Lemma 2, $S_i \cup \{i\} = I_a$, that is $I^{(i)} = I_a$. \square

Proof of Theorem 3

Theorem 2 establishes that the set \mathcal{X} uniquely determines both I and its partition \mathcal{I} , with the exception of potential permutations of labels. When we have I and its partition \mathcal{I} available, represented as $\{I_1, \dots, I_K\}$, for any index i belonging to I , there exists a single integer $1 \leq a \leq K$ such that $i \in I_a$. We then construct a row vector $A_{i\cdot}$ of dimension K , akin to the canonical basis \mathbf{e}_a in \mathbb{R}^K , where the element at position a equals 1, and all other elements are 0. Consequently, the matrix A_I , which has dimensions $|I| \times K$ and is composed of rows $A_{i\cdot}$, is uniquely determined, except for possible multiplications by permutation matrices.

We show below that A_J is also identifiable up to a signed permutation matrix. We begin by observing that, for each $i \in I_k$ for some $k \in [K]$ and any $j \in J$, Model (1) implies

$$\chi(i, j) = \sum_{a \in s(i)} A_{ia} \wedge A_{ja} = A_{jk}$$

and, after averaging over all $i \in I_k$,

$$A_{jk} = \frac{1}{|I_k|} \sum_{i \in I_k} \chi(i, j).$$

Repeating this for every $k \in [K]$, we obtain the formula

$$A_{j\cdot} = \left(\frac{1}{|I_1|} \sum_{i \in I_1} \chi(i, j), \dots, \frac{1}{|I_K|} \sum_{i \in I_K} \chi(i, j) \right),$$

for each $j \in J$, which shows that A_J can be determined uniquely from \mathcal{X} up to a permutation. Therefore, A_J is identifiable which concludes the proof. \square

Appendix E. Proof of Section 3

For the sake of notations, we set $\hat{\nu}_{n,m}(\{1, \dots, d\}) := \hat{\nu}_{n,m}$.

Lemma 3. *Let $(\mathbf{X}_t, t \in \mathbb{Z})$ satisfies the conditions in Theorem 4. Choose a $c_2 \in (0, \infty)$, and let $z = y - k^{-c_2}$ for any $y \geq k^{-c_2}$. Then there is a constant $c_1 > 0$ such that*

$$\mathbb{P} \left\{ |\hat{\nu}_{n,m} - \nu_m| \geq y + \frac{1}{k+1} \right\} \leq (2d+1) \exp \left\{ -\frac{c_1 k z^2}{1 + z \ln k (\ln \ln k)} + c_2 \ln k \right\}.$$

Proof Since for every $j \in \{1, \dots, d\}$, $U_{m,1}^{(j)}$ is uniformly distributed under the unit segment, we directly obtain

$$\mathbb{E} \left[\frac{1}{d} \sum_{j=1}^d U_{m,1}^{(j)} \right] = \frac{1}{2}.$$

Furthermore, by simple computations, and using the very nature of scaled ranks, we have

$$\frac{1}{k} \sum_{i=1}^k \frac{1}{d} \sum_{j=1}^d \hat{U}_{n,m,i}^{(j)} = \frac{1}{k} \sum_{i=1}^k \frac{1}{d} \sum_{j=1}^d \frac{i}{k+1} = \frac{1}{2}.$$

Hence, the desired quantity that we want to control can be simply rewritten as:

$$|\hat{\nu}_{n,m} - \nu_m| = \left| \frac{1}{k} \sum_{i=1}^k \left[\bigvee_{j=1}^d \hat{U}_{n,m,i}^{(j)} - \mathbb{E} \bigvee_{j=1}^d U_{m,i}^{(j)} \right] \right|.$$

Introduce by $\tilde{U}_{n,m,i}^{(j)}$ the scaled ranks using the factor k (instead of $k+1$ for $\hat{U}_{n,m,i}^{(j)}$), $j = 1, \dots, d$, $i = 1, \dots, k$. Direct computation gives

$$|\hat{\nu}_{n,m} - \nu_m| \leq \frac{1}{k+1} + \left| \frac{1}{k} \sum_{i=1}^k \left[\bigvee_{j=1}^d \tilde{U}_{n,m,i}^{(j)} - \mathbb{E} \bigvee_{j=1}^d U_{m,i}^{(j)} \right] \right|.$$

The remaining term can be upper bounded by

$$E_1 + E_2 := \left| \frac{1}{k} \sum_{i=1}^k \left[\bigvee_{j=1}^d \tilde{U}_{n,m,i}^{(j)} - \bigvee_{j=1}^d U_{m,i}^{(j)} \right] \right| + \left| \frac{1}{k} \sum_{i=1}^k \left[\bigvee_{j=1}^d U_{m,i}^{(j)} - \mathbb{E} \bigvee_{j=1}^d U_{m,i}^{(j)} \right] \right|.$$

Furthermore, E_1 is upper bounded by the following well-known quantity

$$E_1 \leq \sup_{j \in \{1, \dots, d\}} \sup_{i \in \{1, \dots, k\}} \left| \tilde{U}_{n,m,i}^{(j)} - U_{m,i}^{(j)} \right| \leq \sup_{j \in \{1, \dots, d\}} \sup_{x \in \mathbb{R}} \left| \hat{F}_{n,m}^{(j)}(x) - F_m^{(j)}(x) \right|.$$

Thus, applying union bound and Lemma 8 to E_1 and Lemma 7 to E_2 (taking $n = k$ in the statement of both lemmas), we deduce the result. \square

In the proof of Theorem 4, for the sake of simplicity in presentation, we make the blanket assumption that $\hat{\nu}_{n,m}(i, j) \leq 1/6$ (since, by construction, $\hat{\nu}_{n,m}(i, j) \geq 0$), so that, using Boulin et al. 2023a, Lemma 1,

$$|\hat{\chi}_{n,m}(i, j) - \chi_m(i, j)| \leq 9 |\hat{\nu}_{n,m}(i, j) - \nu_m(i, j)|.$$

If the assumption does not hold, one can introduce the estimator $\tilde{\chi}_{n,m}(i, j) = \max(\hat{\chi}_{n,m}(i, j), 0)$ and $\tilde{\nu}_{n,m}(i, j) = \min(\hat{\nu}_{n,m}(i, j), 1/6)$. Notice that these estimators are, by construction, projection estimators since:

$$\tilde{\chi}_{n,m}(i, j) = \arg \min_{x \in [0, 1]} |\hat{\chi}_{n,m}(i, j) - x|, \quad \tilde{\nu}_{n,m}(i, j) = \arg \min_{x \in [0, 1/6]} |\hat{\nu}_{n,m}(i, j) - x|.$$

Consequently, we obtain the same bound given in Theorem 4 for $|\tilde{\chi}_{n,m}(i, j) - \chi_m(i, j)|$ using the following arguments:

$$\tilde{\chi}_{n,m}(i, j) = \max \left(2 - \frac{0.5 + \hat{\nu}_{n,m}(i, j)}{0.5 - \hat{\nu}_{n,m}(i, j)}, 0 \right) = \max (f(\hat{\nu}_{n,m}(i, j)), f(1/6)) = f(\tilde{\nu}_{n,m}(i, j)),$$

where

$$\begin{aligned} f: [0, 1/6] &\rightarrow [0, 1] \\ x &\mapsto 2 - \frac{0.5 + x}{0.5 - x}, \end{aligned}$$

which is nonincreasing and 9-Lipschitz by Boulin et al. 2023a, Lemma 1. By definition $\chi_m(i, j) = \max(\chi_m(i, j), 0)$. We obtain

$$\begin{aligned} |\tilde{\chi}_{n,m}(i, j) - \chi_m(i, j)| &= |f(\min(\hat{\nu}_{n,m}(i, j), 1/6)) - f(\min(\nu_m(i, j), 1/6))| \\ &\leq 9|\tilde{\nu}_{n,m}(i, j) - \nu_m(i, j)|, \end{aligned}$$

and using that

$$|\tilde{\nu}_{n,m}(i, j) - \nu_m(i, j)| = |\min(\hat{\nu}_{n,m}(i, j), 1/6) - \min(\nu_m(i, j), 1/6)| \leq |\hat{\nu}_{n,m}(i, j) - \nu_m(i, j)|,$$

using either $\min(x, y) = \frac{x+y-|x-y|}{2}$ or the projection onto a convex set is 1-Lipschitz to obtain the last inequality. we manage to obtain the same bound for $|\tilde{\chi}_{n,m}(i, j) - \chi_m(i, j)|$ as $|\hat{\chi}_{n,m}(i, j) - \chi_m(i, j)|$ as stated.

Proof of Theorem 4 Taking Lemma 3 with $d = 2$ and $c_2 = 1$, we obtain

$$\mathbb{P} \left\{ |\hat{\nu}_{n,m}(i, j) - \nu_m(i, j)| \geq y + \frac{1}{k+1} \right\} \leq 5 \exp \left\{ -\frac{c_1 k z^2}{1 + z \ln k (\ln \ln k)} + \ln k \right\},$$

where $z = y - k^{-1}$. Now taking

$$z = c_1 \left(\sqrt{\frac{\ln \left(\frac{k}{\delta} \right)}{k}} + \frac{\ln k \ln \ln(k) \ln \left(\frac{k}{\delta} \right)}{k} \right), \quad (23)$$

it implies that with probability at least $1 - \delta$

$$|\hat{\nu}_{n,m}(i, j) - \nu_m(i, j)| \leq c_1 \left(\sqrt{\frac{\ln \left(\frac{k}{\delta} \right)}{k}} + \frac{\ln k \ln \ln(k) \ln \left(\frac{k}{\delta} \right)}{k} \right) + \frac{1}{k+1} + \frac{1}{k}.$$

Using now Boulin et al. 2023a, Lemma 1, stating that,

$$|\hat{\chi}_{n,m}(i, j) - \chi_m(i, j)| \leq 9|\hat{\nu}_{n,m}(i, j) - \nu_m(i, j)|,$$

and we obtain that with probability at least $1 - d^{-c_0}$ through a union bound

$$\sup_{1 \leq i < j \leq d} |\hat{\chi}_{n,m}(i, j) - \chi_m(i, j)| \leq c_1 \left(\sqrt{\frac{\ln(kd)}{k}} + \frac{\ln k \ln \ln(k) \ln(kd)}{k} \right),$$

for a sufficiently large constant c_1 , thus the desired result. \square

Appendix F. Proof of Section 4

Appendix F.1 Proof of Section 4.1

Lemma 4. *Under Condition (SSC), for any $i \in I_a$ with some $a \in [K]$, the following inequalities hold on the event*

- (A1) $\hat{\chi}_{n,m}(i, j) \leq 2\delta$ for all $j \in I_b \cup J_1^b$ for some $b \in [K]$ with $b \neq a$;
- (A2) $1 - \hat{\chi}_{n,m}(i, j) \leq 2\delta$ for all $j \in I_a \cup J_1^a$;
- (A3) $1 - \hat{\chi}_{n,m}(i, k) > 2\delta$ for all $k \notin I_a \cup J_1^a$.

Furthermore, for any $i \in J_1^a$, we have

- (A4) $1 - \hat{\chi}_{n,m}(i, j) \leq 2\delta$ for any $j \in I_a$.

Proof For the entire proof, we work under the event \mathcal{E} defined in (13). To prove (A1), we observe that for any $j \in I_b$, with $b \in [K]$ and $b \neq a$, $\chi(i, j) = 0$, whence

$$\hat{\chi}_{n,m}(i, j) \leq \chi(i, j) + \delta \leq 2\delta.$$

For any $j \in J_1^b$, we have, by Condition (i)

$$\chi(i, j) = A_{ja} \leq \delta,$$

hence

$$\hat{\chi}_{n,m}(i, j) \leq A_{ja} + \delta \leq 2\delta.$$

So (A1) holds.

To prove (A2), taking $j \in I_a$ gives $\chi(i, j) = 1$, then

$$1 - \hat{\chi}_{n,m}(i, j) \leq 1 - \chi(i, j) + \delta \leq 2\delta.$$

If $j \in J_1^a$, we have $\chi(i, j) = A_{ja} \geq 1 - \delta$, then

$$1 - \hat{\chi}_{n,m}(i, j) \leq 1 - A_{ja} + \delta \leq 2\delta,$$

and hence (A2) holds.

To obtain (A3), for any $k \in I_a$ and $k \notin I_a \cup J_1^a$, Condition (SSC1) implies

$$\chi(i, j) = A_{ka} < 1 - 3\delta.$$

Next, we obtain

$$1 - \hat{\chi}_{n,m}(i, j) \geq 1 - \delta - \chi(i, j) = 1 - \delta - A_{ka} > 2\delta.$$

Now, for any $i \in J_1^a$, we have

$$1 - \hat{\chi}_{n,m}(i, j) \leq 1 - \chi(i, j) + \delta = 1 - A_{ja} + \delta \leq 1 - (1 - \delta) \leq 2\delta,$$

hence (A4). \square

Proof of Theorem 5 We work on the event \mathcal{E} throughout the proof. Without loss of generality, we assume that the label permutation π is the identity. Following Bing et al. 2020, we start by point out that the three following claims are sufficient to prove (a)-(c). Let $[\hat{K}]$ and $\hat{I}^{(i)}$ be respectively the set of integers in the maximal clique \mathcal{G} of G given in Step 4 of Algorithm (PureVar) and the set defined in Step 6 of Algorithm (PureVar).

- (1) For any $i \in J \setminus J_1$, we have $\text{Pure}(i) = \text{False}$;
- (2) For any $i \in I_a$ and $a \in [K]$, we have $\text{Pure}(i) = \text{True}$, $I_a \subseteq \hat{I}^{(i)}$ and $\hat{I}^{(i)} \setminus I_a \subseteq J_1^a$;
- (3) For any $i \in J_1^a$ and $a \in [K]$, we have $I_a \subseteq \hat{I}^{(i)}$.

To prove (1), let $i \in J \setminus J_1$ be fixed. We first prove that $\text{Pure}(i) = \text{False}$ under $\hat{I}^{(i)} \cap I \neq \emptyset$. Under this hypothesis, we have $[\hat{K}] \subseteq [K]$ and no variables $i \in J \setminus J_1$ belongs to $[\hat{K}]$ by Step 4 of Algorithm (PureVar). Now, if i was taken at Step 6 of Algorithm (PureVar), then by $\hat{I}^{(i)} \cap I \neq \emptyset$, there exists $b \in [K]$ and $j \in I_b$ such that

$$1 - \hat{\chi}_{n,m}(i, j) \leq 2\delta,$$

which is prevented from (A3) of Lemma 4. This shows that for any $i \in J \setminus J_1$, if $\hat{I}^{(i)} \cap I \neq \emptyset$, then $\text{Pure}(i) = \text{False}$.

Therefore to complete the proof of (1), we show $\hat{I}^{(i)} \cap I \neq \emptyset$ is impossible when $i \in J \setminus J_1$, under our assumptions. By construction of the algorithm, we have to verify that no $i \in J \setminus J_1$ belongs to $i \in [\hat{K}]$ in Step 4 of Algorithm (PureVar). We have for every $k \in I_a$ and $j \in I_b$ with $a, b \in [K]$

$$\hat{\chi}_{n,m}(k, j) \leq 2\delta.$$

Hence $[K]$ is a clique and $[K] \subseteq [\hat{K}]$. Now suppose $i \in [\hat{K}]$ while $i \in J \setminus J_1$, then we have

$$\hat{\chi}_{n,m}(i, j) \leq 2\delta \text{ for any } j \in [\hat{K}], j \neq i. \quad (24)$$

Take $k \in I_{a^*} \cup J_1^{a^*}$ and $j \in I_{b^*} \cup J_1^{b^*}$ for $a^*, b^* \in [K]$ such that $A_{ia^*} > 3\delta$ and $A_{ib^*} > 3\delta$ where the existence of such indices in $[K]$ is guaranteed by Condition (SSC2). We hence obtain

$$\chi(i, k) = \sum_{a \in s(i)} A_{ia} \wedge A_{ka} \geq A_{ia^*} \wedge A_{ka^*} \geq A_{ia^*} \wedge (1 - \delta),$$

where the last inequality follows from $k \in I_{a^*} \cup J_1^{a^*}$. As by Condition (SSC1), we have $A_{ia^*} \leq 1 - 3\delta < 1 - \delta$, hence

$$\chi(i, k) > A_{ia^*} > 3\delta$$

where the last inequality stems down from Condition (SSC2). Then, under \mathcal{E} ,

$$\hat{\chi}_{n,m}(i, k) \geq \chi(i, k) - \delta > 2\delta.$$

The same arguments hold for $j \in I_{b^*} \cup J_1^{b^*}$ and hence

$$\hat{\chi}_{n,m}(i, k) > 2\delta \text{ and } \hat{\chi}_{n,m}(i, j) > 2\delta,$$

which contradicts (24) and guarantees that $\hat{I}^{(i)} \cap I = \emptyset$ is impossible when $i \in J \setminus J_1$. Indeed, the maximal clique that we can obtain from Step 4 of Algorithm (PureVar) is $[\hat{K}] \setminus \{i\}$ by the above inequality.

To prove (2), since $\hat{I}^{(i)} \cap I \neq \emptyset$ under \mathcal{E} from (1), then the statement of (2) should only be verified in step 6 of the Algorithm since only pure and quasi-pure variables are gathered at step 4 of the algorithm. Now, from step 6 of Algorithm (PureVar), we have to show that

$$1 - \hat{\chi}_{n,m}(i, j) \leq 2\delta,$$

for any $j \in \hat{I}^{(i)}$, $j \in I_a \cup J_1^a$. Thus we write $\hat{I}^{(i)} = (\hat{I}^{(i)} \cap I_a) \cup (\hat{I}^{(i)} \cap J_1^a)$. For both cases, since $i \in I_a$, (A2) in Lemma 4 states that the above inequality stands. Thus we have shown that for any $i \in I_a$, $\text{Pure}(i) = \text{True}$. To show $I_a \subseteq \hat{I}^{(i)}$, let any $j \in I_a \setminus \{i\}$, then

$$1 - \hat{\chi}_{n,m}(i, j) \leq 2\delta$$

for any $i \in I_a \cup J_1^a$. It implies that $j \in \hat{I}^{(i)}$. Finally, $\hat{I}^{(i)} \setminus I_a \subseteq J_1^a$ follows immediately from (A3).

We conclude the proof by noting that (3) immediately follows from (A4). \square

Appendix F.2 Proof of Section 4.2

Proof of Theorem 6

Proof of (a) The proof of Theorem 6, item (a) implies two steps:

- (S1) We write $\bar{A} = AP$, and prove the first error bound for $\hat{A}_{\hat{I}} - \bar{A}_{\hat{I}}$;
- (S2) We prove the error bounds $\hat{A}_{\hat{J}} - \bar{A}_{\hat{J}}$.

For ease of the notation and without loss of generality, we make the blanket assumption that the permutation matrix P is the identity so that $\bar{A} = A$ for the remainder of the proof. For the first step (S1), from the construction of $\hat{A}_{\hat{I}}$ and parts (a)-(c) in 5, we can write for any $a \in [K]$, $\hat{I}_a = I_a \cup L_a$ with $L_a := \hat{I}_a \cap J_1^a$. For any $i \in \hat{I}_a$, the definition of I and J_1^a imply $A_{ia} > 1 - \delta$. Then

$$\|\hat{A}_{\hat{I}} - A_{\hat{I}}\|_{\infty} = \max_{j \in \hat{I}} \|\hat{A}_{j\cdot} - A_{j\cdot}\|_{\infty} \leq \delta.$$

Let $s(j) = \|A_{j\cdot}\|_0$ for $j = 1, \dots, d$. Then for any $i \in \hat{I}$, we have

$$\|\hat{A}_{j\cdot} - A_{j\cdot}\|_2 \leq \sqrt{s(j)}\delta.$$

For the second step of the proof (S2), we will make use of the results of the Lemma stated here first and proved at the end of this section.

Lemma 5. *Under the conditions of Theorem 6, on the event \mathcal{E} , we have $\beta_a^{(j)} = 0$ implies $\bar{\beta}_a^{(j)} = 0$, for any $j \in \hat{J}$ and $a \in [\hat{K}]$.*

Let us head into the proof of (S2). For each $j \in \hat{J}$, we have by the very nature of our estimator:

$$\|\hat{A}_{j\cdot} - A_{j\cdot}\|_2 = \|\hat{\beta}^{(j)} - \beta^{(j)}\|_2 \leq \|\bar{\beta}^{(j)} - \beta^{(j)}\|_2 + \|\hat{\beta}^{(j)} - \bar{\beta}^{(j)}\|_2.$$

Since $\hat{\beta}^{(j)}$ is a sparse projection onto the unit simplex of $\bar{\beta}^{(j)}$, we have

$$\|\hat{\beta}^{(j)} - \bar{\beta}^{(j)}\|_2 \leq \|\beta^{(j)} - \bar{\beta}^{(j)}\|_2$$

as $\beta^{(j)} \in \Delta_{\hat{K}-1} \cap \mathbb{B}_0(s)$ under \mathcal{E} by Theorem 5. Then

$$\|\hat{A}_{j\cdot} - A_{j\cdot}\|_2 = \|\hat{\beta}^{(j)} - \beta^{(j)}\|_2 \leq 2\|\bar{\beta}^{(j)} - \beta^{(j)}\|_2.$$

Furthermore, we can show that

$$\|\bar{\beta}^{(j)} - \beta^{(j)}\|_{\infty} \leq 4\delta,$$

indeed, for any $a \in \{1, \dots, K\}$ with $\bar{\chi}_a^{(j)} > 2\delta$ we have

$$|\bar{\beta}_a^{(j)} - \beta_a^{(j)}| = \left| \frac{1}{|\hat{I}_a|} \sum_{i \in \hat{I}_a} \hat{\chi}_{n,m}(i, j) - A_{ja} \right| \leq \frac{1}{|\hat{I}_a|} \sum_{i \in \hat{I}_a} |\hat{\chi}_{n,m}(i, j) - A_{ja}|.$$

If $i \in I_a$, then $A_{ja} = \chi(i, j)$ and as we are on the event \mathcal{E} , we obtain that

$$|\hat{\chi}_{n,m}(i, j) - \chi(i, j)| \leq \delta.$$

Now, let $i \in L_a$, then $\chi(i, j) \neq A_{ja}$. Using triangle inequality results on

$$|\hat{\chi}_{n,m}(i, j) - A_{ja}| \leq |\hat{\chi}_{n,m}(i, j) - \chi(i, j)| + |\chi(i, j) - A_{ja}|.$$

Again, on the event \mathcal{E} , the first term in the right hand side of the above inequality is bounded above by δ . Now

$$\begin{aligned} |\chi(i, j) - A_{ja}| &= \left| \sum_{\ell=1}^K (A_{i\ell} \wedge A_{j\ell}) - 1 \wedge A_{ja} \right| \leq |A_{ia} \wedge A_{ja} - 1 \wedge A_{ja}| + \sum_{\ell \neq a} A_{i\ell} \wedge A_{j\ell} \\ &\leq 1 - A_{ia} + \delta \leq 2\delta, \end{aligned}$$

where the last two inequalities stem down from $i \in J_1^a$. Thus,

$$|\bar{\beta}_a^{(j)} - \beta_a^{(j)}| \leq 4\delta,$$

whenever $a \in \{1, \dots, K\}$ with $\bar{\chi}_a^{(j)} > 2\delta$. Now take $a \in \{1, \dots, K\}$ such that $\bar{\chi}_a^{(j)} \leq 2\delta$, we obtain

$$|\bar{\beta}_a^{(j)} - \beta_a^{(j)}| = A_{ja}.$$

If $i \in I_a$, then $\chi(i, j) = A_{ja}$ and under the event \mathcal{E} , we obtain

$$A_{ja} \leq \hat{\chi}_{n,m}(i, j) + \delta.$$

Now, if $i \in L_a$ then $\chi(i, j) \neq A_{ja}$ and one has

$$\hat{\chi}_{n,m}(i, j) \geq \chi(i, j) - \delta = \chi(i, j) - A_{ja} + A_{ja} - \delta.$$

Using $\chi(i, j) = \sum_{\ell=1}^K A_{i\ell} \wedge A_{j\ell} \geq A_{ia} \wedge A_{ja}$, we have

$$A_{ja} \leq \hat{\chi}_{n,m}(i, j) + 1 \wedge A_{ja} - A_{ia} \wedge A_{ja} + \delta \leq \hat{\chi}_{n,m}(i, j) + 2\delta,$$

where the last inequality is obtained by $i \in L_a$. Then for any $i \in \hat{I}_a$

$$A_{ja} \leq \frac{1}{|\hat{I}_a|} \sum_{i \in \hat{I}_a} \hat{\chi}_{n,m}(i, j) + 2\delta = \bar{\chi}_a^{(j)} + 2\delta \leq 4\delta.$$

Hence, we have, as stated

$$\|\bar{\beta}^{(j)} - \beta^{(j)}\|_\infty \leq 4\delta.$$

Then following Lemma 5 and using $\hat{K} = K$ on the event \mathcal{E} gives

$$\|\bar{\beta}^{(j)} - \beta^{(j)}\|_2 = \left(\sum_{a=1}^K |\bar{\beta}_a^{(j)} - \beta_a^{(j)}|^2 \right)^{1/2} = \left(\sum_{a \in s(j)} |\bar{\beta}_a^{(j)} - \beta_a^{(j)}|^2 \right)^{1/2} \leq 4\sqrt{s(j)}\delta.$$

This completes the proof of the last step and of Theorem 6 (a).

Proof of (b). In the initial stage of the proof, let us demonstrate that, under the event \mathcal{E}

$$\text{supp}(\hat{\beta}^{(j)}) = \text{supp}(\bar{\beta}^{(j)}), \forall j \in \{1, \dots, d\}. \quad (25)$$

Through our initial construction, we immediately obtain that $\hat{\beta}_a^{(j)} = 0$ whenever $\bar{\beta}_a^{(j)} = 0$ for any $a \in [\hat{K}]$. Now, let us consider any $a \in [\hat{K}]$ with $\bar{\beta}_a^{(j)} > 0$, a condition equivalent to $\bar{\beta}_a^{(j)} > 2\delta$. Our task is to establish that $\bar{\beta}_a^{(j)} > \tau$ where

$$\tau := \frac{1}{\rho} \left(\sum_{a=1}^{\rho} \bar{\beta}_a^{(j)} - 1 \right) \text{ and } \rho = \max \left\{ p \in \text{supp}(\bar{\beta}^{(j)}) : \bar{\beta}_p^{(j)} > \frac{1}{p} \left(\sum_{a=1}^p \bar{\beta}_a^{(j)} - 1 \right) \right\}.$$

Let us show that $p = \text{supp}(\bar{\beta}^{(j)})$. Indeed for any $a \in \text{supp}(\bar{\beta}^{(j)})$

$$\bar{\beta}_a^{(j)} = \frac{1}{|\hat{I}_a|} \sum_{i \in \hat{I}_a} \hat{\chi}_{n,m}(i, j).$$

If $i \in I_a$, then $\chi(i, j) = A_{ja}$ and we obtain the following inequality under the event \mathcal{E}

$$\hat{\chi}_{n,m}(i, j) \leq A_{ja} + \delta.$$

Considering the scenario where $i \in L_a$, within the context of \mathcal{E} , we may have

$$\hat{\chi}_{n,m}(i, j) \leq \chi(i, j) + \delta.$$

By leveraging Theorem 1 we consequently obtain

$$\chi(i, j) = \sum_{\ell=1}^K A_{i\ell} \wedge A_{j\ell} = A_{ia} \wedge A_{ja} + \sum_{\ell \neq a} A_{i\ell} \wedge A_{j\ell} \leq A_{ja} + \delta,$$

where the inequality traces back to the condition $i \in L_a$. We obtain simultaneously

$$\hat{\chi}_{n,m}(i, j) \leq A_{ja} + 2\delta, \forall i \in \hat{I}_a, \quad \bar{\beta}_a^{(j)} \leq A_{ja} + 2\delta.$$

Summing across all instances of $a \in \text{supp}(\bar{\beta}^{(j)})$ and employing Condition (i),

$$\sum_{a=1}^p \bar{\beta}_a^{(j)} \leq 1 + 2p\delta,$$

this leads us to achieve

$$\frac{1}{p} \left(\sum_{a=1}^p \bar{\beta}_a^{(j)} - 1 \right) \leq 2\delta.$$

Building upon our initial assumption, we can express

$$\bar{\beta}_a^{(j)} > 2\delta \geq \frac{1}{p} \left(\sum_{a=1}^p \bar{\beta}_a^{(j)} - 1 \right).$$

From this, we can infer $\rho = \text{supp}(\bar{\beta}^{(j)})$ but also $\bar{\beta}_a^{(j)} > \tau$, hence $\hat{\beta}_a^{(j)} > 0$. We obtain the result of the initial stage stated in (25).

Let us remember that Lemma 5 suggests $\text{supp}(\bar{\beta}^{(j)}) \subseteq \text{supp}(\beta^{(j)})$, and by the initial stage at the proof (see Equation (25)), we infer $\text{supp}(\hat{\beta}^{(j)}) \subseteq \text{supp}(\beta^{(j)})$. Furthermore Theorem 5 provides the

result that $\hat{I}_a \subseteq I_a \cup J_1^a$ for all $a \in [\hat{K}]$. From the way we construct $\hat{A}_{\hat{I}}$, we have $\text{supp}(\hat{A}_{\hat{I}}) \subseteq \text{supp}(A_{\hat{I}})$. Therefore, we have proved $\text{supp}(\hat{A}) \subseteq \text{supp}(A)$.

On the contrary, considering any $j \in J_2$, we have the knowledge that $\beta_a^{(j)} > 4\delta$ for every $a \in \text{supp}(\beta^{(j)})$. Exploiting this insight and the additional observation that $|\bar{\chi}_a^{(j)} - \beta_a^{(j)}| \leq 2\delta$, we deduce

$$|\bar{\chi}_a^{(j)}| \geq |\beta_a^{(j)}| - |\bar{\chi}_a^{(j)} - \beta_a^{(j)}| > 2\delta,$$

which implies $\bar{\beta}_a^{(j)} > 0$, hence $\text{supp}(\beta^{(j)}) \subseteq \text{supp}(\bar{\beta}^{(j)})$. Using the initial stage of the proof, we have $\text{supp}(A_{J_2}) \subseteq \text{supp}(\hat{A}_{J_2})$. \square

To conclude this section, we give below the proof of the intermediary result used in the proof.

Proof of Lemma 5 Suppose that $\beta_a^{(j)} = 0$, which implies, by definition, $A_{ja} = 0$. Now take $i \in I_a$, we thus have under \mathcal{E}

$$\hat{\chi}_{n,m}(i, j) \leq \chi(i, j) + \delta = A_{ja} + \delta \leq 2\delta.$$

Consider $i \in L_a$, then $\chi(i, j) = \sum_{\ell=1}^K A_{i\ell} \wedge A_{j\ell} = \sum_{\ell=1, \ell \neq a}^K A_{i\ell} \wedge A_{j\ell}$ and, by Condition (i)

$$\sum_{\ell=1, \ell \neq a}^K A_{i\ell} \wedge A_{j\ell} \leq \sum_{\ell=1, \ell \neq a}^K A_{i\ell} \leq \delta,$$

hence under the event \mathcal{E}

$$\hat{\chi}_{n,m}(i, j) \leq \chi(i, j) + \delta \leq 2\delta.$$

We thus obtain, under the event \mathcal{E} and $\beta_a^{(j)} = 0$, that

$$\bar{\chi}_a^{(j)} = \frac{1}{|\hat{I}_a|} \sum_{i \in \hat{I}_a} \hat{\chi}_{n,m}(i, j) \leq 2\delta$$

and we obtain

$$\bar{\beta}_a^{(j)} = 0.$$

\square

Appendix G. Proofs of Section 5

Denote in this section by $M_n^{(j)}$ the maximum of $Z_i^{(j)}$, $1 \leq i \leq n$. Also, for convenience, we call a function u on \mathbb{R} a normalizing function if u is non-decreasing, right continuous, and $u(x) \rightarrow \pm\infty$, as $x \rightarrow \pm\infty$.

Proposition 1. *Suppose $(\mathbf{Z}_t, t \in \mathbb{Z})$ is a moving maxima process of order p as described in (19) where margins of ϵ_1 are standard Pareto with an Archimedean copula function with upper tail equal to 1, see (20), then*

$$\mathbb{P} \left\{ M_n^{(j)} \leq u_n^{(j)}(x^{(j)}), 1 \leq j \leq d \right\} \rightarrow \prod_{j=1}^d e^{-\frac{1}{x^{(j)}}}, \quad \mathbf{x} \in (0, \infty)^d.$$

Proof This result is a direct application of Hsing 1989, Theorem 5.2 where most prominent arguments are taking from Examples in Hsing 1989, Section 6. For definitions of conditions

$D(u_n(x^{(1)}), \dots, u_n(x^{(d)}))$ and $D''(u_n(x^{(1)}), \dots, u_n(x^{(d)}))$, we also refer to Hsing 1989. For $u_n(x) = \frac{nx(1-\rho^{p+1})}{1-\rho}$, $n \geq 1$, $x \in \mathbb{R}$, we obtain

$$\mathbb{P}\{M_n^{(j)} \leq u_n^{(j)}(x)\} = \left(\Pi_{\ell=0}^p \mathbb{P}\{\epsilon_1^{(j)} \leq \rho^{-\ell} u_n(x)\}\right)^n = \left(\Pi_{\ell=0}^p \left(1 - \frac{\rho^\ell(1-\rho)}{nx(1-\rho^{p+1})}\right)\right)^n.$$

Noticing that

$$\Pi_{\ell=0}^p \left(1 - \frac{\rho^\ell(1-\rho)}{nx(1-\rho^{p+1})}\right) = \exp\left\{\sum_{\ell=0}^p \ln\left(1 - \frac{\rho^\ell(1-\rho)}{nx(1-\rho^{p+1})}\right)\right\},$$

and using $\exp\{x\} = 1 + x + o(x)$ and $\ln(1-x) = -x + o(x)$ as $x \rightarrow 0$, we obtain that

$$\Pi_{\ell=0}^p \left(1 - \frac{\rho^\ell(1-\rho)}{nx(1-\rho^{p+1})}\right) = 1 - \frac{1}{nx} + o\left(\frac{1}{n}\right),$$

hence

$$\mathbb{P}\{M_n^{(j)} \leq u_n^{(j)}(x)\} \xrightarrow{n \rightarrow \infty} e^{-\frac{1}{x}} \mathbb{1}_{\{x \geq 0\}}.$$

Furthermore, since $\sigma(\mathbf{Z}_t, t \leq 0)$ and $\sigma(\mathbf{Z}_t, t \geq p+1)$ are two independent σ -fields, the condition $D(u_n(x^{(1)}), \dots, u_n(x^{(d)}))$ holds immediately for $(\mathbf{Z}_t, t \in \mathbb{Z})$ for each $\mathbf{x} \in \mathbb{R}^d$. Thus, it suffices to show that the condition $D''(u_n(x^{(1)}), \dots, u_n(x^{(d)}))$ hold for each $\mathbf{x} \in (0, \infty)^d$. For any fixed $\mathbf{x} \in (0, \infty)^d$, one obtains simply the estimate

$$\begin{aligned} 1 - \Pi_{\ell=0}^{i-1} \mathbb{P}\{\epsilon_{1,1} \leq \rho^{-\ell} u_n(x^{(1)})\} &= \frac{1 - \rho^i}{1 - \rho^{p+1} n x_1} + o\left(\frac{1}{n}\right), \\ 1 - \Pi_{\ell=p-i+1}^p \mathbb{P}\{\epsilon_{1,2} \leq \rho^{-\ell} u_n(x^{(2)})\} &= \frac{\rho^{p-i+1}(1 - \rho^i)}{1 - \rho^{p+1} n x_2} + o\left(\frac{1}{n}\right). \end{aligned}$$

Now, by (20), one can obtain the following estimate:

$$1 - \Pi_{\ell=p-i+1}^p \mathbb{P}\{\epsilon_{1,1} \leq \rho^{-\ell-i} u_n(x^{(1)}), \epsilon_{1,2} \leq \rho^{-\ell} u_n(x^{(2)})\} = \frac{\rho^i(1 - \rho^{p-i+1})}{(1 - \rho^{p+1}) n x_1} + \frac{(1 - \rho^{p-i+1})}{(1 - \rho^{p+1}) n x_2} + o\left(\frac{1}{n}\right), \quad (26)$$

for all n . Indeed

$$\begin{aligned} 1 - \mathbb{P}\{\epsilon_{1,1} \leq \rho^{-\ell-i} u_n(x^{(1)}), \epsilon_{1,2} \leq \rho^{-\ell} u_n(x^{(2)})\} &= \\ 1 - \Phi^{\leftarrow} \left(\Phi \left(1 - \frac{\rho^{\ell+i}(1-\rho)}{(1-\rho^{p+1}) n x_1} \right) + \Phi \left(1 - \frac{\rho^\ell(1-\rho)}{(1-\rho^{p+1}) n x_2} \right) \right) &= \\ \frac{n}{n} \times \left(1 - \Phi^{\leftarrow} \left(\Phi \left(1 - \frac{1}{n} \right) \left\{ \frac{\Phi \left(1 - \frac{\rho^{\ell+i}(1-\rho)}{(1-\rho^{p+1}) n x_1} \right)}{\Phi \left(1 - \frac{1}{n} \right)} + \frac{\Phi \left(1 - \frac{\rho^\ell(1-\rho)}{(1-\rho^{p+1}) n x_2} \right)}{\Phi \left(1 - \frac{1}{n} \right)} \right\} \right) \right) &= \end{aligned}$$

The function $x \mapsto 1/\Phi(1-1/x)$ is regularly varying at infinity with index 1. Therefore, its inverse function, the function $t \mapsto 1/(1 - \Phi^{\leftarrow}(1/t))$ is regularly varying at infinity with index 1 (Bingham, Goldie, and Teugels 1989, Theorem 1.5.12), and thus the function $1 - \Phi^{\leftarrow}$ is regularly varying at zero with index 1. We also have

$$\frac{\Phi \left(1 - \frac{\rho^{\ell+i}(1-\rho)}{(1-\rho^{p+1}) n x_1} \right)}{\Phi \left(1 - \frac{1}{n} \right)} \xrightarrow{n \rightarrow \infty} \frac{\rho^{\ell+i}(1-\rho)}{x_1}, \quad \frac{\Phi \left(1 - \frac{\rho^\ell(1-\rho)}{(1-\rho^{p+1}) n x_2} \right)}{\Phi \left(1 - \frac{1}{n} \right)} \xrightarrow{n \rightarrow \infty} \frac{\rho^\ell(1-\rho)}{x_2}.$$

By the uniform convergence theorem (Bingham, Goldie, and Teugels 1989, Theorem 1.5.2), the below term

$$n \times \left(1 - \Phi^{\leftarrow} \left(\Phi \left(1 - \frac{1}{n} \right) \left\{ \frac{\Phi \left(1 - \frac{\rho^{\ell+i}(1-\rho)}{(1-\rho^{p+1})nx_1} \right)}{\Phi \left(1 - \frac{1}{n} \right)} + \frac{\Phi \left(1 - \frac{\rho^\ell(1-\rho)}{(1-\rho^{p+1})nx_2} \right)}{\Phi \left(1 - \frac{1}{n} \right)} \right\} \right) \right)$$

converges to

$$\frac{\rho^{\ell+i}(1-\rho)}{x_1} + \frac{\rho^\ell(1-\rho)}{x_2}.$$

Hence

$$1 - \mathbb{P} \left\{ \epsilon_{1,1} \leq \rho^{-\ell-i} u_n(x^{(1)}), \epsilon_{1,2} \leq \rho^{-\ell} u_n(x^{(2)}) \right\} = \frac{\rho^{\ell+i}(1-\rho)}{nx_1} + \frac{\rho^\ell(1-\rho)}{nx_2} + o\left(\frac{1}{n}\right).$$

And then, after elementary estimation, we obtain (26). Hence for $1 \leq i \leq p$, we have

$$\begin{aligned} & \mathbb{P} \left\{ Z_1^{(1)} > u_n(x^{(1)}), Z_i^{(2)} > u_n(x^{(2)}) \right\} = \\ & 1 - \mathbb{P} \left\{ Z_1^{(1)} \leq u_n(x^{(1)}) \right\} - \mathbb{P} \left\{ Z_1^{(2)} \leq u_n(x^{(2)}) \right\} + \mathbb{P} \left\{ Z_1^{(1)} \leq u_n(x^{(1)}), Z_i^{(2)} \leq u_n(x^{(2)}) \right\} = \\ & 1 - \Pi_{\ell=0}^p \mathbb{P} \left\{ \epsilon_1^{(1)} \leq \rho^{-\ell} u_n(x^{(1)}) \right\} - \Pi_{\ell=0}^p \mathbb{P} \left\{ \epsilon_1^{(2)} \leq \rho^{-\ell} u_n(x^{(2)}) \right\} + \Pi_{\ell=0}^{i-1} \mathbb{P} \left\{ \epsilon_1^{(1)} \leq \rho^{-\ell} u_n(x^{(1)}) \right\} \times \\ & \Pi_{\ell=0}^{p-i} \mathbb{P} \left\{ \epsilon_1^{(1)} \leq \rho^{-\ell-i} u_n(x^{(1)}), \epsilon_1^{(2)} \leq \rho^{-\ell} u_n(x^{(2)}) \right\} \Pi_{\ell=p-i+1}^p \mathbb{P} \left\{ \epsilon_1^{(2)} \leq \rho^{-\ell} u_n(x^{(2)}) \right\} = o\left(\frac{1}{n}\right). \end{aligned}$$

Since for $i > p$, we trivially obtain that

$$\mathbb{P} \left\{ Z_1^{(1)} > u_n(x^{(1)}), Z_i^{(2)} > u_n(x^{(2)}) \right\} = o\left(\frac{1}{n}\right),$$

and noticing that $\epsilon_i^{(1)}$ and $\epsilon_i^{(2)}$ are playing symmetric role to $\epsilon_i^{(j)}$ and $\epsilon_i^{(k)}$ for $1 \leq j < k \leq d$, one concludes from this that the condition $D''(u_n(x^{(1)}), \dots, u_n(x^{(d)}))$ holds for each $\mathbf{x} \in (0, \infty)^d$. Hence, applying Hsing 1989, Theorem 5.2, we obtain the result. \square

We below give technical details on the heuristics $d_m = O(1/m)$ made in Section 5. For $\theta > 0$, the Clayton Copula is defined as

$$C_\theta(u, v) = \left[1 + \{(u^{-\theta} - 1) + (v^{-\theta} - 1)\} \right]^{-1/\theta}, \quad (u, v) \in [0, 1]^2.$$

The copula of the pair of componentwise maxima of an i.i.d. sample of size m from continuous distribution with copula C_θ is equal to

$$\{C_\theta(u^{1/m}, v^{1/m})\}^m = C_{\theta/m}(u, v).$$

For establishing the heuristic, we require a Lemma, the proof of which is elementary and omitted for the sake of brevity.

Lemma 6. *Uniformly in $x > 0$*

$$\lim_{m \rightarrow \infty} m \left\{ \left(1 - \frac{1}{mx} \right)^m - e^{-1/x} \right\} = -\frac{e^{-1/x}}{2x^2}.$$

Consider $a, b \in [K]$ with $a \neq b$ and $i \in I_a, j \in I_b$. Let $C_m^{(i,j)}$ denote the copula between the pair $M_m^{(i)}$ and $M_m^{(j)}$. Remember that these maxima are drawn from Pareto distributions (denoted respectively by $P^{(i)}$ and $P^{(j)}$), appropriately scaled in the independent setting by m . Denote $C^{(i,j)}$ the extreme value copula between $X^{(i)}$ and $X^{(j)}$ which, by construction, is the independent copula. We recall that the margins are standard Fréchet distributions, denoted respectively $F^{(i)}$ and $F^{(j)}$. Using classical methods on the madogram (see, for instance, Lemma 1 in Boulin et al. 2023a and the proof of Theorem 2.4 in Marcon et al. 2017), one can show,

$$|\chi_m(i, j) - \chi(i, j)| \leq 18 \sup_{x^{(i)}, x^{(j)} > 0} |C_m^{(i,j)}(P^{(i)}(mx^{(i)}), P^{(j)}(mx^{(j)})) - C^{(i,j)}(F^{(i)}(x^{(i)}), F^{(j)}(x^{(j)}))|.$$

Taking any $x^{(i)}, x^{(j)} > 0$,

$$\begin{aligned} & C_m^{(i,j)}(P^{(i)}(mx^{(i)}), P^{(j)}(mx^{(j)})) - C^{(i,j)}(F^{(i)}(x^{(i)}), F^{(j)}(x^{(j)})) = \\ & C_{\theta/m}(P^{(i)}(mx^{(i)}), P^{(j)}(mx^{(j)})) - C_{\theta/m}(F^{(i)}(x^{(i)}), F^{(j)}(x^{(j)})) + \\ & C_{\theta/m}(F^{(i)}(x^{(i)}), F^{(j)}(x^{(j)})) - F^{(i)}(x^{(i)})F^{(j)}(x^{(j)}). \end{aligned}$$

Utilizing the lipschitz property of the copula and Lemma 6, it can be asserted that the first term on the RHS of the above equation is $O(1/m)$. Now, applying Bücher and Segers 2014, Proposition 4.3, the second term is likewise $O(1/m)$ uniformly in $x^{(i)}$ and $x^{(j)} > 0$.

Appendix H. Supplementary Lemmata

We recall the following Bernstein inequality from Merlevède, Peligrad, and Rio 2009 and Lemma S.2 in Cordoni and Sancetta 2023 where we recall the proof of the second for consistency purposes.

Lemma 7. *Let $(Y_t)_{t \geq 1}$, be a sequence of mean zero, stationary random variables whose absolute values is uniformly bounded by $\bar{y} < \infty$, and with exponential decaying strong mixing coefficients. Then for $n \geq 4$ and $z \geq 0$, there is a constant $c_1 > 0$, depending only on the mixing coefficient and such that*

$$\mathbb{P} \left\{ \left| \frac{1}{n} \sum_{i=1}^n Y_i \right| \geq z \right\} \leq \exp \left\{ - \frac{c_1 n z^2}{\bar{y}^2 + z \bar{y} \ln n (\ln \ln n)} \right\}$$

Lemma 8. *Under the assumptions of Lemma 7, choose a $c_2 \in (0, \infty)$, and let $z := y - n^{-c_2}$ for any $y \geq n^{-c_2}$. Then there is a constant $c_1 \geq 0$ such that*

$$\mathbb{P} \left\{ \sup_{x \in \mathbb{R}} |\hat{F}_n(x) - F(x)| \geq y \right\} \leq 2 \exp \left\{ - \frac{c_1 n z^2}{1 + z \ln n (\ln \ln n)} + c_2 \ln(n) \right\}$$

Proof We can always find a continuous monotone transformation $x \mapsto g(x) \in [0, 1]$ for x in the range of X_i . Hence, given $\mathbb{1}_{\{X_i \leq x\}} = \mathbb{1}_{\{g(X_i) \leq g(x)\}}$, we can assume that $X_i \in [0, 1]$ for the purpose of the proof. Note that continuity of g does not mean that $g(X_i)$ is a continuous random variable. Using standard techniques, we replace the supremum by the maximum over a finite number of elements. We then apply Lemma 7.

To do so, for fixed but arbitrary $\epsilon > 0$, we construct intervals $[x_\ell^L, x_\ell^U]$ with $\ell = 1, 2, \dots, N(\epsilon)$, such that $|F(x) - F(z)| \leq \epsilon$ for $x, z \in [x_\ell^L, x_\ell^U]$. Fix an arbitrary $\epsilon > 0$ and divide interval $[0, 1]$ into $N(\epsilon)$ intervals $[t_{\ell-1}, t_\ell]$ where $0 = t_0 < t_1 < \dots < t_{N(\epsilon)} = 1$ such that $t_\ell - t_{\ell-1} \leq \epsilon^{-1}$. Then, $N(\epsilon)$ is the smallest integer greater than or equal to ϵ^{-1} . Define variables $0 \leq x_1^L \leq x_2^L \leq \dots \leq x_{N(\epsilon)}^L = 1$ as $x_\ell^L := \inf \{x > 0, F(x) \geq t_{\ell-1}\}$. Similarly define variables $0 \leq x_1^U \leq x_2^U \leq \dots \leq x_{N(\epsilon)}^U = 1$ as

$x_\ell^U = \sup \{x \leq 1 : F(x) \leq t_\ell\}$. This construction has the aforementioned properties. Note that we can have $[x_\ell^L, x_\ell^U]$ equal to a singleton, i.e., $x_\ell^L = x_\ell^U$ if there are discontinuities in F and such that discontinuities are larger than ϵ .

From the fact that $F(x)$ and $\hat{F}_n(x)$ are monotonically increasing, we have that $F(x_\ell^L) \leq F(x) \leq F(x_\ell^U)$ and $\hat{F}_n(x_\ell^L) \leq \hat{F}_n(x) \leq \hat{F}_n(x_\ell^U)$ for $x \in [x_\ell^L, x_\ell^U]$. Also recall that $\mathbb{E}\hat{F}_n(x) = F(x)$. In consequence

$$\max_{x \in [x_\ell^L, x_\ell^U]} (\hat{F}_n(x) - F(x)) = \max_{x \in [x_\ell^L, x_\ell^U]} (1 - \mathbb{E})(\hat{F}_n(x)) \leq (1 - \mathbb{E})(\hat{F}_n(x_\ell^U)) + \max_{x \in [x_\ell^L, x_\ell^U]} \mathbb{E}[\hat{F}_n(x) - \hat{F}_n(x_\ell^U)],$$

using monotonicity and the fact $|F(x_\ell^U) - F(x_\ell^L)| \leq \epsilon$ by construction. In consequence

$$\max_{x \in [0,1]} (\hat{F}_n(x) - F(x)) \leq \max_{\ell \in \{1,2,\dots,N(\epsilon)\}} (1 - \mathbb{E})\hat{F}_n(x_\ell^U) + \epsilon.$$

Hence, using union bound,

$$\mathbb{P} \left\{ \max_{x \in [0,1]} (\hat{F}_n(x) - F(x)) \geq y \right\} \leq N(\epsilon) \mathbb{P} \left\{ (1 - \mathbb{E})\hat{F}_n(x_\ell^U) \geq y - \epsilon \right\}.$$

Set $\epsilon = n^{-c_2}$. Apply Lemma 7 with $Y_i = (1 - \mathbb{E})\mathbb{1}_{\{X_i \leq x\}}$ for arbitrary, but fixed x , and $z = y - \epsilon = y - n^{-c_2}$. A similar inequality holds for $\min_{x \in [x_\ell^L, x_\ell^U]}$. Hence we obtain the final result. \square