

Decoding Speculative Decoding

Minghao Yan¹ Saurabh Agarwal¹ Shivaram Venkataraman¹

Abstract

Speculative Decoding is a widely used technique to speed up inference for Large Language Models (LLMs) without modifying its outcome. When performing inference on an LLM, speculative decoding uses a smaller draft model which generates speculative tokens and then uses the *target* LLM to verify those draft tokens. The speedup provided by speculative decoding heavily depends on the choice of the draft model. It has been widely suggested to select a draft model that provides a high probability of the generated token being accepted by the LLM to achieve the highest throughput. However, our experiments indicate the contrary with throughput diminishing as the probability of generated tokens to be accepted by the target model increases. To understand this phenomenon, we perform extensive experiments to characterize the different factors that affect speculative decoding and how those factors interact and affect the speedups. Based on our experiments we describe an analytical model which can be used to decide the right draft model for a given workload. Further, using our insights we design a new draft model for LLAMA-65B which can provide 30% higher throughput than existing draft models.

1. Introduction

In recent years, Large Language Models (LLMs) have emerged as a cornerstone of modern computational linguistics, offering unprecedented capabilities in generating and interpreting human language. As the demand for faster and more efficient language processing grows, understanding and optimizing the throughput of these models becomes increasingly crucial. Decoder-only LLMs (Brown et al., 2020; Touvron et al., 2023a;b) use auto-regressive decoding to perform inference. Auto-regressive decoding is known to be hardware inefficient (Miao et al., 2023; Liu et al., 2023a) leading to poor resource utilization and low throughput

while serving.

Several methods (Yu et al., 2022; Wang et al., 2020; Kwon et al., 2023; Dao et al., 2023; Hong et al., 2023) have been studied to optimize the serving of LLMs. One promising approach to improve the throughput for serving LLMs without accuracy loss is speculative decoding (Stern et al., 2018; Xia et al., 2023a; Leviathan et al., 2023). When using speculative decoding to serve an LLM (usually 100s of billion parameters), a draft model (a significantly smaller LLM) is used to generate speculative tokens. The target LLM model then verifies the output of the draft model and only outputs tokens that match its output. In the case of speculative decoding, the target LLM for inference acts as a *verifier* for the draft model. By leveraging faster inference of smaller draft models, speculative decoding turns autoregressive decoding on the target LLM into a more hardware-friendly batched operation (similar to “prefill”) while preserving accuracy.

Performing speculative decoding requires choosing a draft model (Su et al., 2023). The choice of the draft model is usually based on how many tokens generated by the draft model are accepted by the target LLM. This is captured by the Token Acceptance Rate (TAR), which represents the average number of tokens generated by the draft model that the target LLM accepts. Prior work for speculative decoding (Leviathan et al., 2023; Chen et al., 2023) encourages choosing draft models that provide a high TAR. For instance, prior work (Liu et al., 2023a; Miao et al., 2023; Su et al., 2023) used OPT-125M and LLAMA-165M to serve OPT-6.7B and LLAMA-7B, with draft models having $\approx 50\times$ fewer parameters than the target model. These choices were made based on the assumption that a higher TAR correlates with better throughput (Chen et al., 2023; Liu et al., 2023a).

In this work, we aim to better understand how should a draft model be chosen to maximize throughput. We perform a detailed experimental study to capture the relationship between TAR and throughput. In our experiments, we use LLMs like LLAMA-65B and OPT-66B as target models and wider variants of LLAMA and OPT family as draft models, ranging from $\approx 5\times$ to $528\times$ fewer parameters than the target models. Surprisingly, our experimental results (Figure 1) show that smaller models with *lower* TAR provide *higher* throughput, indicating that higher TAR does not always provide the highest throughput. Based on this obser-

¹Department of Computer Science, University of Wisconsin-Madison. Correspondence to: Minghao Yan <myan@cs.wisc.edu>.

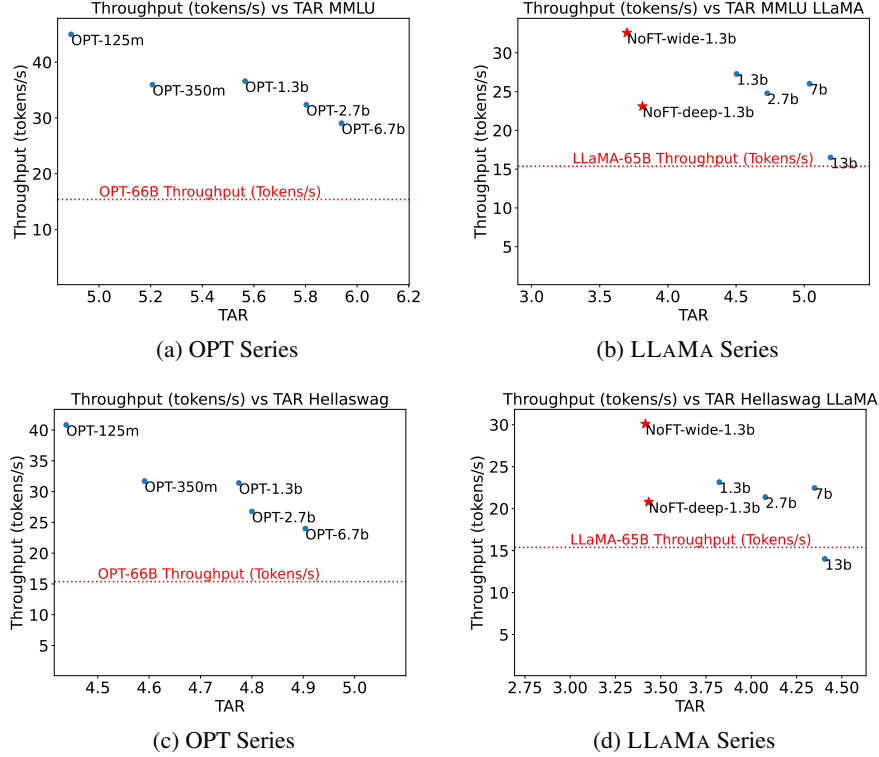


Figure 1: This figure shows the throughput scaling of different draft models from the OPT series and the LLaMA series on MMLU. As model size increases, throughput generally decreases due to significantly higher inference latency, despite consistent increases in TAR.

vation, we analyze how TAR, latency of the draft model and latency of the target model interact with each other to affect the throughput of serving a model using speculative decoding (Section 4.2). We further analyze how latency changes resulting from hardware changes or TAR changes due to new workloads might impact the throughput of speculative decoding (Section 4.3). Our analysis also indicates that redesigning draft model architecture to make them tailored for speculative decoding can provide significant gains in throughput. As a first step, we introduce a new 1.3B parameter draft model for serving LLaMA-65B which provides up to 30% higher throughput than existing draft models.

Overall, we perform real-world experiments on 12 different models and 3 popular datasets. Our analyses reveal a delicate balance between the latency of a draft model and its token acceptance rate (TAR), which needs to be carefully managed to maximize the throughput of speculative decoding.

Our Contributions:

- To the best of our knowledge, we are the first work to conduct comprehensive experiments on serving the open source LLaMA-65B and OPT-66B models utilizing speculative decoding, conducting more than 340 experiments to elucidate the factors one needs to consider while selecting a draft model.

- Based on our analysis we propose an analytical model (Section 4.2) to predict the throughput of speculative decoding. The model highlights how different factors like model latency and TAR interact and their effect on the throughput of speculative decoding. We also show how users can use our analytical model to make informed choices for draft model selection (Section 4.3).
- Further, we show how users can design better draft models for speculative decoding (Section 4.4), building a pruned version of the popular Sheared-LLaMA-1.3B (Xia et al., 2023b), which we call NoFT-wide-LLaMA-1.3b. Our model provides up to 30% higher throughput than Sheared-LLaMA-1.3B while using only 0.8% of tokens (0.42B vs 50.42B) used to train Sheared-LLaMA-1.3B.

2. Background and Related Work

We first provide a high-level overview of LLM inference and the use of speculative decoding.

2.1. Background

A decoder-only LLM performs inference in two phases: a prefill phase and an autoregressive-decoding phase. In the prefill phase, the LLM is initialized with a context or prompt,

Decoding Speculative Decoding

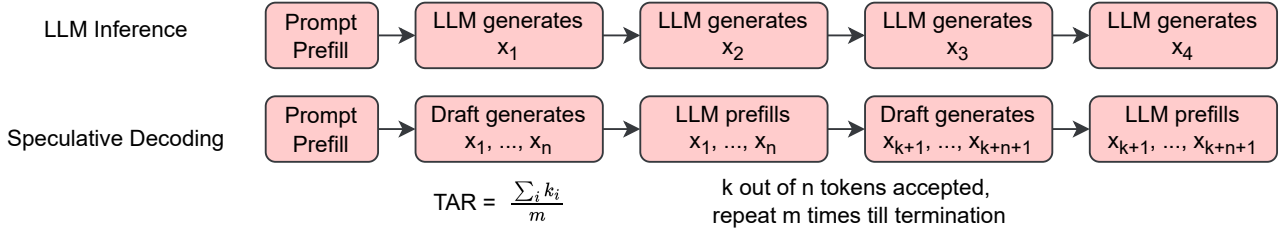


Figure 2: This figure shows the speculative decoding process. In vanilla LLM inference, after the prompt is processed into KV caches (Prefill phase), LLM generates the output token by token in an autoregressive manner (Autoregressive generation phase). In speculative decoding, a draft model is first used to generate n candidate tokens at each step (Draft token generation phase), then the LLM verifies the candidate tokens and accepts k ($k \leq n$) tokens (LLM verification phase). Since LLM knows all n candidate tokens in advance, this step is identical to a prefill step of length n . In both cases, this process is repeated until either an end-of-sequence (EOS) token is generated or if maximum generation limit has been reached.

formulated as $C = \{c_1, c_2, \dots, c_n\}$, where C represents the input context and n the length of the prefill. In the prefill phase, the model processes the whole input context in parallel to perform next-word prediction. During the autoregressive-decoding phase, the model generates new text sequentially, one token at a time, building upon the context provided in the prefill phase. The autoregressive decoding phase is widely known to be memory bandwidth bound on modern GPUs (Leviathan et al., 2023) due to its sequential nature.

To improve hardware utilization and throughput, Schuster et al. (2022); Chen et al. (2023) proposed *speculative decoding*, where a significantly smaller *draft* model generates multiple tokens, and the *target* LLM performs verification on the generated tokens in parallel. The verification is akin to *prefill* stage in LLM inference and as long as more than one token is accepted on average, speculative decoding has the potential to provide speedups. Figure 2 shows how inference using speculative decoding differs from auto-regressive decoding. It is widely reported (Miao et al., 2023; Liu et al., 2023a) that the number of tokens accepted by the target model influences the speedup provided by speculative decoding.

In this work, we study if there are other factors beyond the number of accepted tokens, like the latency of the draft model or the number of tokens generated by the draft model, that would influence the speedup provided by speculative decoding.

2.2. Related Work

LLM Inference There has been significant amount of work on improving LLM serving including work in Orca (Yu et al., 2022), LightSeq (Wang et al., 2020), DeepSpeed Inference (Aminabadi et al., 2022), PagedAttention (Kwon et al., 2023), FlashDecoding (Dao et al., 2023) and FlashDecoding++ (Hong et al., 2023). These works seek to improve

LLM inference by better utilization of hardware. There is another line of work that has looked at pruning LLMs based on input context to speed up inference (Liu et al., 2023b). However, in this work, we focus on speculative decoding (Leviathan et al., 2023; Chen et al., 2023) which has been inspired by speculative execution in hardware (Hennessy & Patterson, 2011).

Speculative Decoding Several prior works have studied ways to improve speculative decoding. Liu et al. (2023a) seeks to continuously train the draft model on the output of the target model to improve the token acceptance rate. However, training on the same hardware during inference can be challenging depending on the inference request rate and hardware utilization. Predictive Pipeline Decoding (PPD) (Yang et al., 2023), was one of the first methods to introduce the use of early exit (Schuster et al., 2022) from the target model to obtain draft tokens. Similar to PPD, Draft&Verify (Zhang et al., 2023) seeks to combine the use of early exit with speculative decoding, where the early exit (Schuster et al., 2022) from the target model acts as a draft token. A drawback of these methods is that the maximum benefit in latency is capped. For example, in speculative decoding we can use draft models which are orders of magnitude (e.g., $\approx 100\times$ - $1000\times$) smaller than the target model, while early exit methods usually exit after performing inference over at least a fourth of the model (Schuster et al., 2022), thus, limiting the gain in throughput.

In this work, we aim to understand how the choice of draft model affects the throughput provided by speculative decoding. We show that we need to look at other factors beyond just TAR when choosing a draft model.

3. Benchmarking Speculative Decoding

To study the effects of the choice of the draft model we first perform a detailed study on serving OPT-65B and LLAMA-65B (two popular LLMs) using speculative decoding.

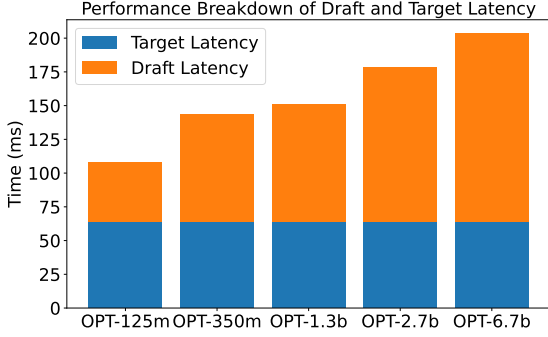


Figure 3: Performance Breakdown of OPT speculative decoding, lookahead length is set to be 8.

Setup. We implement speculative decoding in the Microsoft DeepSpeed library (Microsoft, 2023). We use the same setup as SpecInfer (Miao et al., 2023), first using the draft model to generate draft tokens and then using the target model to verify the output of the draft model. We set the batchsize to 1 and use greedy decoding. For all our experiments we use 4 Nvidia 80GB A100 GPUs. We perform our experiment on the OPT and LLAMA base models (Zhang et al., 2022; Touvron et al., 2023a) on MMLU (Hendrycks et al., 2020), Hellaswag (Zellers et al., 2019), and Chatbot Arena datasets (Zheng et al., 2023). For MMLU, we use the standard 5-shot setup. The remaining datasets were evaluated in a zero-shot setting.

Metrics. To quantify the performance of different draft models when performing inference on a target model, we measure throughput (tokens generated per second) and TAR. We note that the primary goal of speculative decoding is to improve throughput.

Results. In Figure 1 we plot the throughput while using speculative decoding against the TAR for serving OPT-66B using OPT-125M, OPT-350M, OPT-1.3B, OPT-2.7B, and OPT-6.7B as draft models on MMLU. Similarly, we also plot the throughput against the TAR for serving LLAMA-65B using Sheared-LLAMA-1.3B, Sheared-LLAMA-2.7B, LLAMA-7B, and LLAMA-13B as draft models. More results can be found in the Appendix (Figure 9). We observe a surprising result: *larger models with higher TAR provide lower overall throughput, i.e., OPT-125M provides higher throughput than OPT-6.7B*. This is contrary to prior work (Miao et al., 2023; Liu et al., 2023a) which have suggested choosing draft models with higher TAR for speculative decoding.

In the next section, we delve into the reasons behind the observed results and provide a more comprehensive understanding of speculative decoding.

4. Decoding Speculative Decoding

We begin our analysis with the performance breakdown of speculative decoding, followed by the development of an analytical model aimed at forecasting the throughput of speculative decoding. We then explore the optimal approach for selecting and designing draft models to enhance the efficiency of speculative decoding.

4.1. Latency Breakdown of Speculative Decoding

To understand the throughput of LLMs we first plot a latency breakdown of speculative decoding in Figure 3, where we show the latency breakdown between the draft token generation phase and the target model verification phase for serving OPT-66B model using different smaller variants of OPT. A similar figure for LLAMA models (Figure 10) can be found in the Appendix. In Figure 3, as expected, the time taken by the draft model for token generation increases with an increase in model sizes, going from 6.23 ms for OPT-125M to 18.56 ms for OPT-6.7B. However, to achieve throughput benefits, a larger draft model should provide a higher token acceptance rate to compensate for the higher token generation cost.

Combining the two observations, (i) In Figure 1 where throughput decreases even with an increase in TAR for larger models (ii) Increased latency (Figure 3) for larger draft models, we can conclude that a larger draft model, such as OPT-350M, does not provide sufficient gain in TAR to compensate for increased latency. This remains true for other models in the OPT family as well. Appendix A shows more experiments that our observation holds for multiple different datasets.

Therefore, a larger draft model is only useful if *it provides a sufficient increase in TAR to compensate for additional latency in generating draft tokens*. However, this insight does not provide any quantitative information, *e.g.*, for what magnitude of change in TAR should one switch draft models, nor does it provide any understanding of how should draft models be designed to improve the throughput of speculative decoding.

To provide such a tool for researchers and engineers deploying speculative decoding, we next build an analytical model that can be used to determine the expected throughput for a given draft model and its average TAR.

4.2. Analytical model

Based on our insights on speculative decoding we next propose an analytical model that can capture the throughput of a speculative decoding model. As shown in Figure 2, a cycle in speculative decoding can be decomposed into two phases, draft model autoregressive generation and target model verification. The target model verification step is

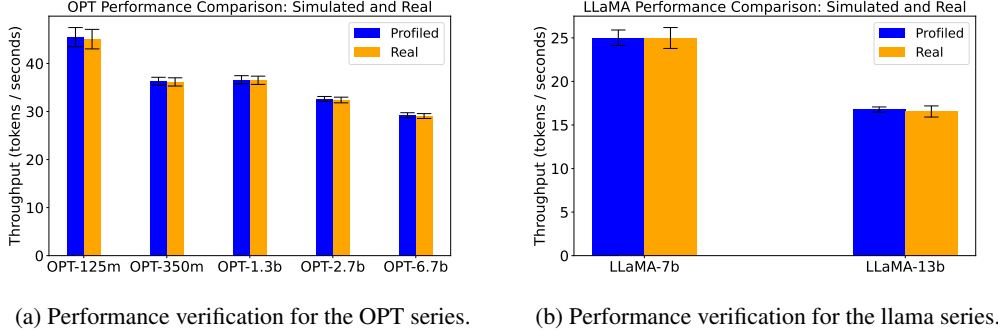


Figure 4: This figure shows that our performance model correctly captures the real performance of speculative decoding.

identical to the prefill step. Assuming a setup similar to prior work (Leviathan et al., 2023; Chen et al., 2023; Miao et al., 2023) where speculative execution of the draft model and target model verification phases happen sequentially, the performance of speculative decoding can be decomposed into the following factors,

$$T_{put} = \begin{cases} \frac{TAR}{(t_{target}^d + t_{draft}^d)} & \text{if } TAR > 1, \\ \frac{1}{(t_{target}^d + t_{draft}^d)} & \text{if } TAR \leq 1. \end{cases}$$

Considering a case where in each iteration, d tokens are generated by the draft model, t_{draft}^d depicts the time taken by draft models to generate d draft tokens, while t_{target}^d is the time taken by the target model for verifying those d draft tokens. TAR is used to denote the average number of tokens that were matched across a query or a dataset. This allows us to determine the throughput of LLM inference using speculative decoding with a particular draft and target model configuration.

Verifying Analytical Model In Figure 4 we compare the throughput predicted by our model with throughput measured on real hardware for two different model configurations within the Llama series: LLAMA-7B and LLAMA-13B as draft models to serve LLAMA-65B for MMLU, and for five different model configurations within the OPT series: OPT-125M, OPT-350M, OPT-1.3B, OPT-2.7B, and OPT-6.7B. We run these experiments on 4 Nvidia 80GB A100 GPUs. We run 100 iterations on the real server, and the error bars in Figure 4 represent the standard deviation of the measurement. For the performance model, we collect t_{draft}^d and t_{target}^d on a real cluster with a single iteration. For TAR we collect the average Token Acceptance rate on the MMLU dataset. The maximum deviation we observed between our proposed analytical model and the results obtained is 3.5%. The close correspondence between our performance model and real measurements shows that our

performance model is accurate in predicting the throughput of speculative decoding.

Discussion. Despite its simplicity, our analytical model provides a very useful tool. Users can use the analytical model to accurately determine which draft and target model pair should be used. They can get this information by just having access to a sample dataset and the latency for potential candidate models. Further, as we show in the next couple of sections, our performance model can be used to evaluate the design space for draft models to be used for speculative decoding. This is especially helpful as researchers often do not have access to the production environment and usually just have access to sample datasets. Using our models, researchers can reason about the performance of speculative decoding and understand why there is a lack of speedup and how they can achieve higher speedups.

In the next several sections we will use the performance model to study how to choose the best draft model among available models and how to design an optimal draft model. We discuss additional modeling choices and how to incorporate other works in Section 5.2.

4.3. Choosing Draft Models

In this section, with the aid of our analytical model, we provide quantitative answers to several questions about choosing draft models for a given target model. First, we study the improvement in TAR a larger draft model needs to be provided to compensate for the additional inference cost. Next, we study how much improvement in latency is required to change the choice of the draft model. Finally, we study the absolute TAR value a model needs to provide to achieve a specific throughput.

Improvement in TAR needed to switch to a larger draft model model. In our motivating example in Figure 1, we observed that with existing datasets and models, we are better off with the smallest model as the draft model, e.g., OPT-125M as the draft model than choosing a larger model.

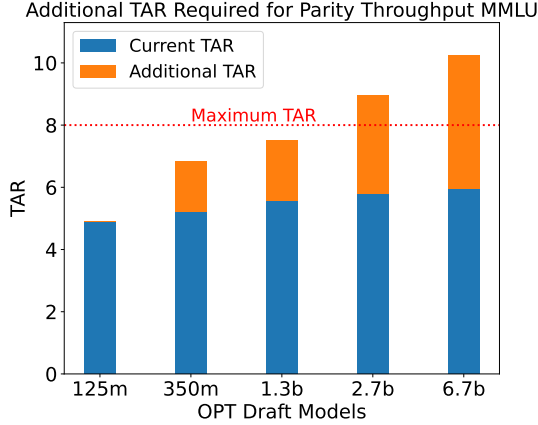


Figure 5: This figure shows the extra TAR needed for each model to achieve parity throughput with OPT-125M. This figure shows that on MMLU, it is impossible for OPT-2.7B and OPT-6.7B to ever achieve parity throughput with OPT-125M due to the large latency difference. We set draft generation length to 8.

Table 1: This table shows the latency reduction needed for larger draft models to achieve parity throughput with OPT-125M on MMLU.

Model	Latency (ms)	Parity Latency	Reduction (%)
OPT-125M	43.7	43.7	0
OPT-350M	79.8	50.6	36.6
OPT-1.3B	87.1	58.7	32.6
OPT-2.7B	114.3	49.8	56.4
OPT-6.7B	139.5	68.2	51.1

However, there is a possibility that for new datasets the TAR difference becomes greater. Using our performance model we can determine how much extra TAR is needed for larger models to match the throughput of a smaller model. In Figure 5 we plot the improvement in TAR (extra TAR) which larger models in the OPT model family should provide to match the throughput of the smallest model (OPT-125M) for MMLU. We find that for a new workload, if say a 1.3B model can achieve a TAR advantage greater than 2 over OPT-125M, we would choose the 1.3B model instead. Furthermore, given that in our scenario the maximum TAR is capped at 8 due to the length of draft token generation, it becomes unfeasible for OPT-2.7B and OPT-6.7B to surpass OPT-125M in performance. This is because the improvement needed in TAR for OPT-6.7B to match the throughput of OPT-125M would exceed this maximum limit.

Improvement in latency for switching to higher TAR model. As hardware evolves, latency scaling patterns may change with more computing power and memory bandwidth. Therefore, conclusions drawn on specific hardware (e.g., A100) may not hold for newer or older hardware (e.g., H100

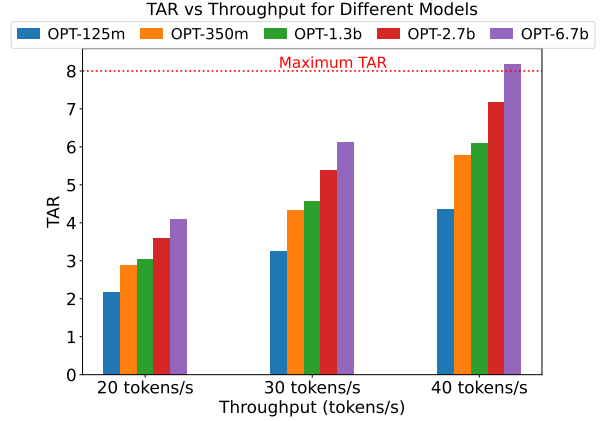


Figure 6: This figure shows the required TAR to achieve a given throughput.

or V100). To account for changing hardware, we study how much draft model latency improvement is needed to achieve throughput parity. To demonstrate this, we first compute the latency reduction needed for different members in OPT family to reach the same throughput as the smallest draft model in Table 1. We find that up to 56% of latency reduction is needed to achieve the same throughput. For instance, for OPT-1.3B to achieve parity throughput with OPT-125M, its latency needs to be reduced by 32.9%. Overall this reinforces our finding that latency reduction provided by the smaller models has significantly more benefit than the extra TAR provided by a larger draft model.

Required TAR to match throughput. Using our analytical model we can also predict the TAR necessary for different models to achieve a target throughput. This can be useful in scenarios where developers are deploying speculative decoding-based LLMs and have to meet a certain throughput goal. In Figure 6 we plot TAR needed by existing models to achieve a specific throughput. The figure shows that the gap between draft models at each given throughput is much larger than what we observed in Figure 1. When the throughput requirement is high, a large draft model, such as OPT-6.7B can’t achieve the desired throughput. This will allow model designers to quickly judge which draft and target model pair allows them to meet throughput requirements.

In summary, the above results indicate that to improve the throughput of speculative decoding, it is necessary to improve the throughput of draft models, *i.e.*, can we design a model which provides a similar TAR at a lower inference cost? In the next section, we study the possibility of such a design.

4.4. Draft Model design

Prior work in language model scaling (Hoffmann et al., 2022; Kaplan et al., 2020) indicates that model capability is a function of the number of parameters. However, different

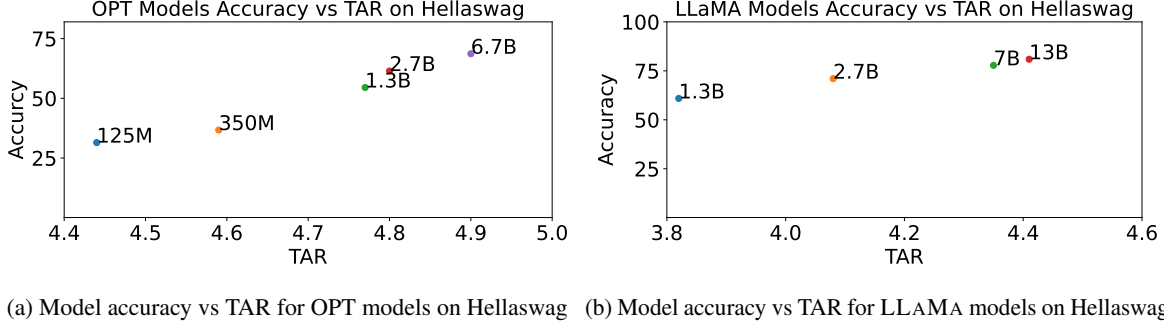


Figure 7: This figure shows the task accuracy versus TAR for OPT and LLaMA models on Hellaswag. The accuracy numbers are obtained from OpenLLM Leaderboard (HuggingFace, 2023).

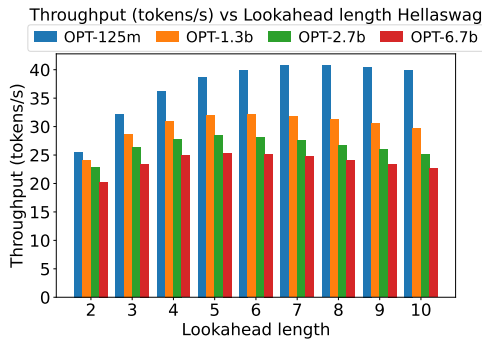


Figure 8: Throughput scaling with varying lookahead length for Hellaswag on OPT series.

model designs with the same number of parameters can lead to dramatic differences in inference latency. For example, in Figure 1 we observe a Sheared-LLaMA-2.7B (Xia et al., 2023b) has the same throughput as LLaMA-7B. Similarly Table 1 we observed that OPT-350M has a latency of 79.8ms, close to OPT-1.3B’s latency of 87.1ms.

On further analysis, we hypothesize that this unexpected latency pattern could be an artifact of model design. For example, the designers of Sheared-LLaMA-2.7B pruned it to have the same number of layers as LLaMA-7B but reduced the number of attention heads from 32 to 20, intermediate size from 11008 to 6912, and hidden size from 4096 to 2560. Similarly, OPT-350M has the same number of layers as OPT-1.3B, but the number of attention heads was reduced from 32 to 16, feed-forward network dimension from 8192 to 4096, hidden size from 2048 to 1024, and embedding dimension from 2048 to 512. Other design choices exist such as creating wider models which could better utilize the hardware compared to deeper models but with the same number of parameters. This prompted us to test if we can build a wider and shallower network and study how it affects latency and TAR.

Table 2: This table shows the model configuration of the two pruned models.

Model	# Params	# Layers	# Heads	Inter. size	Dim Model
Deep	1.345B	24	16	5504	2048
Wide	1.334B	12	20	9280	2560

To perform this experiment we used Sheared-LLaMA (Xia et al., 2023b), which provides a framework to prune larger models to a specific smaller configuration. Our goal was to start with LLaMA-7B and produce a wider version of Sheared-LLaMA-1.3B while keeping the number of parameters the same as Sheared-LLaMA-1.3B. We use the two configurations: the first configuration was provided by the Sheared-LLaMA authors (NoFT-1.3B-Deep), and the second configuration (NoFT-1.3B-Wide) was designed by us to optimize for better speculative decoding throughput. We pruned NoFT-1.3B-Deep and NoFT-1.3B-Wide from LLaMA-7B using 0.4B tokens sampled from the RedPajama Dataset (Computer, 2023) (the same as in Sheared LLaMA (Xia et al., 2023b)), but skipped the expensive fine-tuning step on 50B more tokens (and hence the name NoFT). Table 2 shows the detailed configuration of the two models. Using only 0.8% of tokens used to train Sheared-LLaMA-1.3B, we achieved up to 30% higher speculative decoding throughput, as shown in Figure 1b, Figure 1d, and Figure 9b.

Table 3 shows the latency and TAR of the two sheared models on MMLU. The deep variant of the model can achieve 3% higher TAR, but the wide variant reduces draft latency by 49%, improving overall throughput improvement by 41%. We found results are very similar for other datasets, such as Chatbot Arena (Figure 9b in the Appendix) and Hellaswag (Figure 1d) This experiment shows that there is a need to rethink the model design space for speculative decoding, where we should specifically design models for higher speculative decoding throughput. Existing model design is more

Table 3: This table shows the speculative decoding throughput and the latencies to generate 8 tokens using the two pruned draft models.

Model	TAR	Latency(ms)	Tput(tokens/s)
1.3B Deep	3.81	105.1	23.10
1.3B Wide	3.70	53.5	32.59

geared towards providing high accuracy on modeling tasks and in the next section we show how this goal leads to sub-optimal models for speculative decoding.

4.5. Accuracy vs TAR

To understand the correlation between the performance of a model on an NLP task and its correlation to TAR, we plot the performance of a model against the TAR it achieves in Figure 7. Surprisingly, we found that TAR has little correlation to the model’s performance on a task. We believe this lack of correlation is due to the majority of tokens in a sentence not being content words and thus do not affect the accuracy of the model on a specific task. For example, if a user asks a model: *What is the capital of Uruguay?* An LLM may correctly answer: *The capital of Uruguay is Montevideo.* But a draft model, without retaining this much knowledge may respond incorrectly: *The capital of Uruguay is Paris.* For model accuracy evaluation, this would be a failure. However, in the context of speculative decoding, this would be a good set of candidate tokens as the first five words are generated correctly. Therefore, as shown in Figure 7, TAR increases sub-linearly with an increase in model size, irrespective of its performance on the task. These results also highlight the need to design new models focused on speculative decoding. Results on more datasets can be found in the Appendix (Figure 14).

5. Discussion

In this section, we discuss additional details and salient features of our approach.

5.1. Speculative token generation length

The number of speculative tokens generated in a round of speculative decoding determines the number of tokens the draft models should generate in one round for verification. The number of speculative tokens generated can also affect the speedup provided by speculative decoding, *e.g.*, if the draft model can provide a TAR of six but we are only generating two speculative tokens it will limit the observed TAR to two. Typically designers choose the number of draft tokens by trial and error, and we experimentally study how the choice of draft token length affects throughput. In Figure 8 and Figures 11- 12 in the Appendix, we plot the throughput for serving OPT-66B for OPT-125M, OPT-350M, OPT-1.3B, OPT-2.7B, and OPT-6.7B as draft

models on MMLU, Chatbot Arena, and Hellaswag for different draft token lengths. We observe that the scaling pattern is very similar across datasets. Appendix A contains more results on other datasets and LLAMA model families. In all of our other experiments, we use draft generation length 8, which we find to be optimal for various scenarios.

5.2. Analytical Model

Next, we highlight several different aspects of our performance model including its limitations.

Modeling Choice. For our analytical model, we chose to use actual runtime on hardware and an estimated value of TAR. An alternative to using inference time on hardware would have been the use of FLOPs to estimate time similar to prior works (Geoffrey et al., 2021; Narayanan et al., 2023). However, these approaches often lead to sub-optimal estimates of time for new models, and more often than not FLOPs are not indicative of actual runtime. This is also exemplified by almost 2x latency disparity between two similarly sized models, NoFT-deep-1.3b and NoFT-wide-1.3b (Table 3) Consequently, token-wise inference latency is required to more accurately model speculative decoding performance, thus trading off accuracy for ease of use.

Extending analytical model. The analytical model described in Section 4.2 currently models the common setup for speculative decoding described in prior work (Leviathan et al., 2023; Xia et al., 2023a) where the draft model and target model are run serially. However, our analytical model can be easily extended to other techniques that aim to improve speculative decoding. For techniques that aim to boost TAR (such as OSD (Liu et al., 2023a)), we can rerun our model with the new TAR. To model methods using multiple draft models in parallel, we can update the latency to be the maximum latency of all the draft models. For tree-building techniques, such as SpecInfer (Miao et al., 2023), we can update the draft latency to be the latency of tree traversal and update the TAR accordingly. Similarly, for speculative decoding models based on early exit like Draft&Verify (Zhang et al., 2023), we can update the draft latency to be the average measured latency across a query or a dataset and update the TAR accordingly.

6. Conclusion

In this work, we conduct a large-scale experimental study to understand how we can optimize the throughput of speculative decoding. Using our experiments we outline the various factors which affect the throughput of speculative decoding. Further, we propose an analytical model to characterize the performance of speculative decoding and analyze how improvements in model and hardware would affect the choice of the draft model. Using our analytical model, we also show how to best design draft model architecture and describe a modified draft model that outperforms existing draft models by 30% with just a fraction of the training costs.

Broader Impact

Our work aims to analyze an LLM inference technique that would boost the efficiency and throughput of LLM inference. Our work would contribute to reducing the cost of LLM inference, making a positive environmental impact by using fewer computational resources. Our work would not alter any LLM output, and therefore would not generate any additional harm an LLM may cause that we feel must be specifically highlighted here.

References

- Aminabadi, R. Y., Rajbhandari, S., Awan, A. A., Li, C., Li, D., Zheng, E., Ruwase, O., Smith, S., Zhang, M., Rasley, J., et al. Deepspeed-inference: enabling efficient inference of transformer models at unprecedented scale. In *SC22: International Conference for High Performance Computing, Networking, Storage and Analysis*, pp. 1–15. IEEE, 2022.
- Brown, T., Mann, B., Ryder, N., Subbiah, M., Kaplan, J. D., Dhariwal, P., Neelakantan, A., Shyam, P., Sastry, G., Askell, A., et al. Language models are few-shot learners. *Advances in neural information processing systems*, 33: 1877–1901, 2020.
- Chen, C., Borgeaud, S., Irving, G., Lespiau, J.-B., Sifre, L., and Jumper, J. Accelerating large language model decoding with speculative sampling. *arXiv preprint arXiv:2302.01318*, 2023.
- Computer, T. Redpajama: An open source recipe to reproduce llama training dataset, 2023. URL <https://github.com/togethercomputer/RedPajama-Data>.
- Dao, T., Haziza, D., Massa, F., and Sizov, G. Flashdecoding. <https://pytorch.org/blog/flash-decoding/>, 2023. Accessed: January 26, 2024.
- Geoffrey, X. Y., Gao, Y., Golikov, P., and Pekhimenko, G. Habitat: A {Runtime-Based} computational performance predictor for deep neural network training. In *2021 USENIX Annual Technical Conference (USENIX ATC 21)*, pp. 503–521, 2021.
- Hendrycks, D., Burns, C., Basart, S., Zou, A., Mazeika, M., Song, D., and Steinhardt, J. Measuring massive multitask language understanding. *arXiv preprint arXiv:2009.03300*, 2020.
- Hennessy, J. L. and Patterson, D. A. *Computer architecture: a quantitative approach*. Elsevier, 2011.
- Hoffmann, J., Borgeaud, S., Mensch, A., Buchatskaya, E., Cai, T., Rutherford, E., Casas, D. d. L., Hendricks, L. A., Welbl, J., Clark, A., et al. Training compute-optimal large language models. *arXiv preprint arXiv:2203.15556*, 2022.
- Hong, K., Dai, G., Xu, J., Mao, Q., Li, X., Liu, J., Chen, K., Dong, H., and Wang, Y. Flashdecoding++: Faster large language model inference on gpus. *arXiv preprint arXiv:2311.01282*, 2023.
- HuggingFace. Open llm leaderboard. https://huggingface.co/spaces/HuggingFaceH4/open_llm_leaderboard, 2023. Accessed: January 26, 2024.
- Kaplan, J., McCandlish, S., Henighan, T., Brown, T. B., Chess, B., Child, R., Gray, S., Radford, A., Wu, J., and Amodei, D. Scaling laws for neural language models. *arXiv preprint arXiv:2001.08361*, 2020.
- Kwon, W., Li, Z., Zhuang, S., Sheng, Y., Zheng, L., Yu, C. H., Gonzalez, J., Zhang, H., and Stoica, I. Efficient memory management for large language model serving with pagedattention. In *Proceedings of the 29th Symposium on Operating Systems Principles*, pp. 611–626, 2023.
- Leviathan, Y., Kalman, M., and Matias, Y. Fast inference from transformers via speculative decoding. In *International Conference on Machine Learning*, pp. 19274–19286. PMLR, 2023.
- Liu, X., Hu, L., Bailis, P., Stoica, I., Deng, Z., Cheung, A., and Zhang, H. Online speculative decoding. *arXiv preprint arXiv:2310.07177*, 2023a.
- Liu, Z., Wang, J., Dao, T., Zhou, T., Yuan, B., Song, Z., Shrivastava, A., Zhang, C., Tian, Y., Re, C., et al. Dejavu: Contextual sparsity for efficient llms at inference time. In *International Conference on Machine Learning*, pp. 22137–22176. PMLR, 2023b.
- Miao, X., Oliaro, G., Zhang, Z., Cheng, X., Wang, Z., Wong, R. Y. Y., Chen, Z., Arfeen, D., Abhyankar, R., and Jia, Z. Specinfer: Accelerating generative llm serving with speculative inference and token tree verification. *arXiv preprint arXiv:2305.09781*, 2023.
- Microsoft. Deepspeed. <https://github.com/microsoft/deepspeed>, 2023. Accessed: January 26, 2024.
- Narayanan, D., Santhanam, K., Henderson, P., Bommasani, R., Lee, T., and Liang, P. Cheaply estimating inference efficiency metrics for autoregressive transformer models. In *Thirty-seventh Conference on Neural Information Processing Systems*, 2023.

- Schuster, T., Fisch, A., Gupta, J., Dehghani, M., Bahri, D., Tran, V., Tay, Y., and Metzler, D. Confident adaptive language modeling. *Advances in Neural Information Processing Systems*, 35:17456–17472, 2022.
- Stern, M., Shazeer, N., and Uszkoreit, J. Blockwise parallel decoding for deep autoregressive models. *Advances in Neural Information Processing Systems*, 31, 2018.
- Su, Q., Giannoula, C., and Pekhimenko, G. The synergy of speculative decoding and batching in serving large language models. *arXiv preprint arXiv:2310.18813*, 2023.
- Touvron, H., Lavril, T., Izacard, G., Martinet, X., Lachaux, M.-A., Lacroix, T., Rozière, B., Goyal, N., Hambro, E., Azhar, F., et al. Llama: Open and efficient foundation language models. *arXiv preprint arXiv:2302.13971*, 2023a.
- Touvron, H., Martin, L., Stone, K., Albert, P., Almahairi, A., Babaei, Y., Bashlykov, N., Batra, S., Bhargava, P., Bhosale, S., et al. Llama 2: Open foundation and fine-tuned chat models. *arXiv preprint arXiv:2307.09288*, 2023b.
- Wang, X., Xiong, Y., Wei, Y., Wang, M., and Li, L. Lightseq: A high performance inference library for transformers. *arXiv preprint arXiv:2010.13887*, 2020.
- Xia, H., Ge, T., Wang, P., Chen, S.-Q., Wei, F., and Sui, Z. Speculative decoding: Exploiting speculative execution for accelerating seq2seq generation. In *Findings of the Association for Computational Linguistics: EMNLP 2023*, pp. 3909–3925, 2023a.
- Xia, M., Gao, T., Zeng, Z., and Chen, D. Sheared llama: Accelerating language model pre-training via structured pruning. *arXiv preprint arXiv:2310.06694*, 2023b.
- Yang, S., Lee, G., Cho, J., Papailiopoulos, D., and Lee, K. Predictive pipelined decoding: A compute-latency trade-off for exact llm decoding. *arXiv preprint arXiv:2307.05908*, 2023.
- Yu, G.-I., Jeong, J. S., Kim, G.-W., Kim, S., and Chun, B.-G. Orca: A distributed serving system for {Transformer-Based} generative models. In *16th USENIX Symposium on Operating Systems Design and Implementation (OSDI 22)*, pp. 521–538, 2022.
- Zellers, R., Holtzman, A., Bisk, Y., Farhadi, A., and Choi, Y. Hellaswag: Can a machine really finish your sentence? *arXiv preprint arXiv:1905.07830*, 2019.
- Zhang, J., Wang, J., Li, H., Shou, L., Chen, K., Chen, G., and Mehrotra, S. Draft & verify: Lossless large language model acceleration via self-speculative decoding. *arXiv preprint arXiv:2309.08168*, 2023.
- Zhang, S., Roller, S., Goyal, N., Artetxe, M., Chen, M., Chen, S., Dewan, C., Diab, M., Li, X., Lin, X. V., et al. Opt: Open pre-trained transformer language models. *arXiv preprint arXiv:2205.01068*, 2022.
- Zheng, L., Chiang, W.-L., Sheng, Y., Zhuang, S., Wu, Z., Zhuang, Y., Lin, Z., Li, Z., Li, D., Xing, E., et al. Judging llm-as-a-judge with mt-bench and chatbot arena. *arXiv preprint arXiv:2306.05685*, 2023.

A. More experiment results

In this section, we show more experimental analysis of speculative decoding. In Figure 9, we plot the throughput of OPT and LLaMA models against its TAR on Chatbot Arena. This figure shows that as model size increases, throughput generally decreases due to significantly higher inference latency, despite consistent increases in TAR.

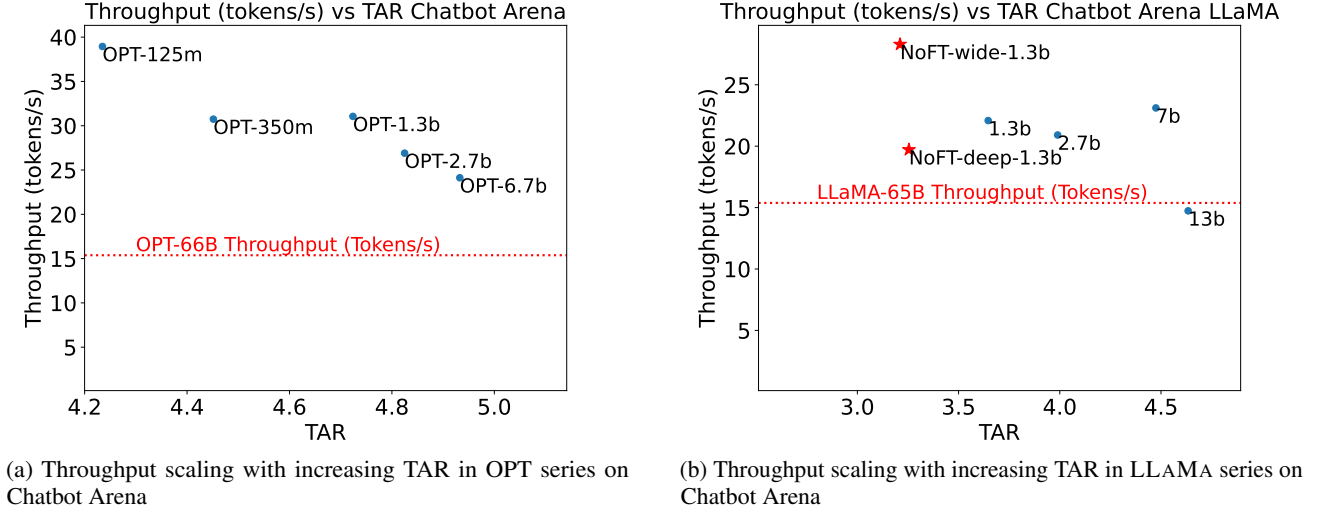


Figure 9: This figure shows the throughput scaling against TAR for Chatbot Arena.

In Figure 10, we plot the throughput of OPT and LLaMA models against its TAR on Chatbot Arena. This figure shows that draft latency occupies a large chunk of time in a speculative decoding iteration, opening up new avenues for designing draft models optimal for speculative decoding.

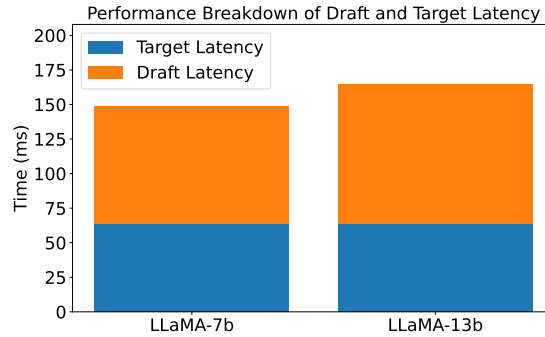
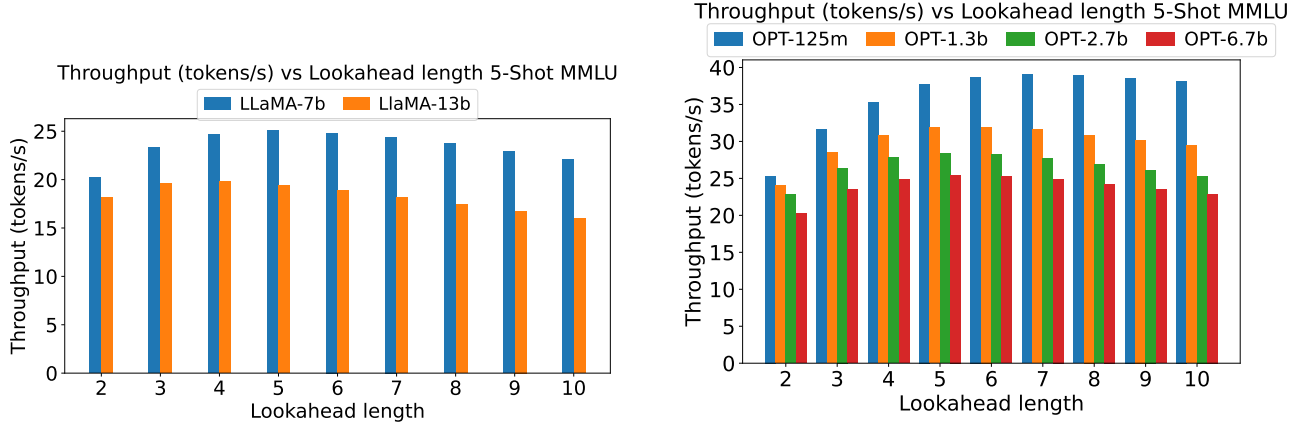


Figure 10: Performance Breakdown of LLaMA speculative decoding, lookahead length is set to be 8.

In Figure 11, we plot the throughput of OPT and LLAMA models against varying draft model lookahead lengths on MMLU. This figure shows that throughput plateaus when lookahead length reaches 6 to 8, depending on the model. Larger draft models tend to have a smaller optimal lookahead length due to higher latency at each token generation step.

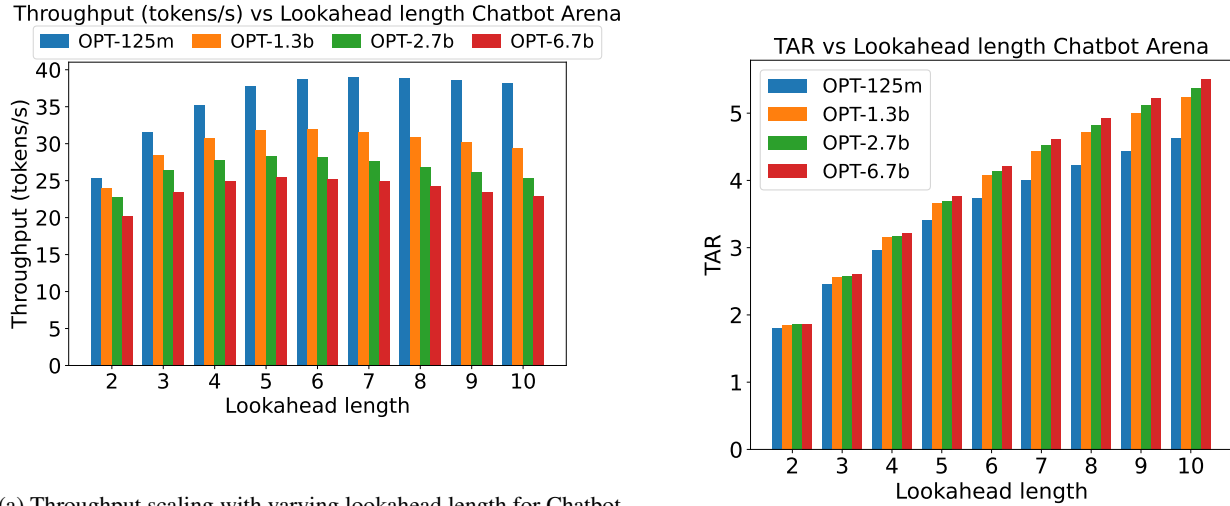


(a) Throughput scaling with varying lookahead length for 5-shot MMLU on LLAMA series.

(b) Throughput scaling with varying lookahead length for 5-shot MMLU on OPT series.

Figure 11: This figure shows the throughput scaling with varying lookahead lengths on MMLU.

In Figure 12, we plot the throughput and TAR of OPT models against varying draft model lookahead lengths on Chatbot Arena. This figure shows that while TAR continues increasing at higher lookahead lengths, throughput plateaus when lookahead length reaches 6 to 8, depending on the model.

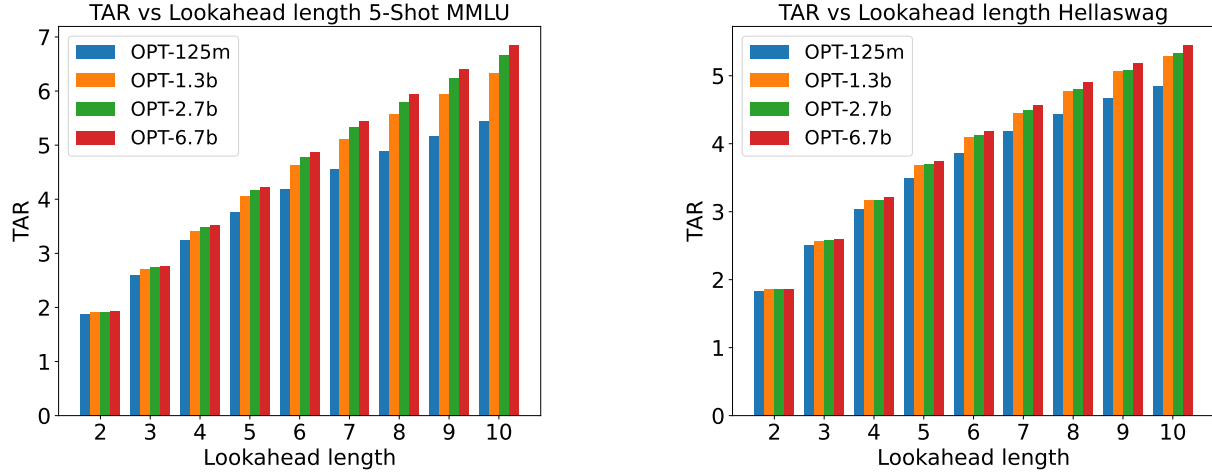


(a) Throughput scaling with varying lookahead length for Chatbot Arena on OPT series.

(b) TAR scaling with varying lookahead length for Chatbot Arena

Figure 12: This figure shows the throughput and TAR of OPT models against varying draft model lookahead lengths on Chatbot Arena.

In Figure 13, we plot the TAR of OPT models against varying draft model lookahead lengths on MMLU and Hellaswag. This figure shows that TAR increases close to linearly when the lookahead length is low and becomes sublinear on a higher lookahead length.

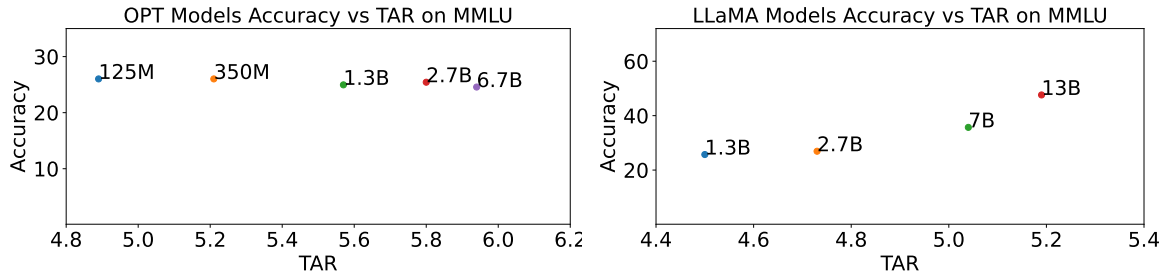


(a) TAR scaling with varying lookahead length for 5-shot MMLU.

(b) TAR scaling with varying lookahead length for Hellaswag.

Figure 13: This figure shows the TAR of OPT models against varying draft model lookahead lengths on MMLU and Hellaswag.

In Figure 14, we plot the task accuracy versus TAR for OPT and LLAMA models on MMLU. The accuracy numbers are obtained from OpenLLM Leaderboard ([HuggingFace, 2023](https://openllm.leaderboard.com/)). This figure shows that task accuracy is irrelevant to TAR.



(a) Model accuracy vs TAR for OPT models on MMLU and Hellaswag

(b) Model accuracy vs TAR for LLAMA models on MMLU and Hellaswag

Figure 14: This figure shows the task accuracy versus TAR for OPT and LLAMA models on MMLU. The accuracy numbers are obtained from OpenLLM Leaderboard ([HuggingFace, 2023](https://openllm.leaderboard.com/)).