

GC+ Code: a Short Systematic Code for Correcting Random Edit Errors in DNA Storage

Serge Kas Hanna

Côte d'Azur University, CNRS, I3S, Sophia Antipolis, France

Email: serge.kas-hanna@{univ-cotedazur.fr, cnrs.fr}

Abstract—Storing digital data in synthetic DNA faces challenges in ensuring data reliability in the presence of edit errors—deletions, insertions, and substitutions—that occur randomly during various phases of the storage process. Current limitations in DNA synthesis technology also require the use of short DNA sequences, highlighting the particular need for short edit-correcting codes. Motivated by these factors, we introduce a systematic code designed to correct random edits while adhering to typical length constraints in DNA storage. We evaluate the performance of the code through simulations and assess its effectiveness within a DNA storage framework, revealing promising results.

I. INTRODUCTION

DNA storage has emerged as a promising medium for next-generation storage systems due to its high density (10^{15} - 10^{20} bytes per gram of DNA [2]) and long-term durability (thousands of years [3]). One of the main challenges in DNA storage is ensuring data reliability in the presence of *edit* errors, i.e., deletions, insertions, and substitutions, which may occur during various phases of the storage process. A potential source of edit errors is sequencing and synthesis noise, with the actual error rate influenced by factors such as the technologies used and the length of the DNA sequence. Due to the limitations of current DNA synthesis technologies, a binary file is typically encoded in the form of several short DNA sequences, called oligos, usually a few hundred nucleotides long, to minimize synthesis noise [4]. In this setting, a common approach to enhance reliability involves using a combination of an inner and outer error-correction code. Ideally, the inner code should be a short code capable of correcting edit errors within the oligos, while the outer code can be a longer erasure/substitution code designed to recover lost oligos or correct residual errors from the inner code.

Designing error-correction codes for edit errors is a fundamental problem in coding theory, dating back to the 1960s [5], [6]. This problem has gained increased interest in recent years, with numerous works dedicated to constructing codes for correcting: only deletions *or* insertions, e.g., [7]–[10], deletions *and* substitutions [11]–[14], and sticky insertions/deletions [15], [16]. However, much less is known about codes correcting all three types of edits simultaneously [17], [18]. The aforementioned works focus on correcting adversarial (i.e., worst-case) errors with zero-error decoding, often relying on asymptotics that apply to scenarios with a small number of errors and large code lengths. While such assumptions are typical in coding

theory, they do not naturally extend to DNA storage systems, which require different considerations. Specifically, in addition to the need for short codes due to synthesis limitations, edit errors in DNA storage are known to be of random nature and potentially of large quantity. Some earlier studies have proposed concatenated coding schemes for correcting random edit errors, e.g., [19], [20]; however, the code lengths in these constructions are also large, typically in the order of several thousands.

Due to the lack of suitable edit-correcting codes, standard approaches in the literature rely on sequencing redundancy to correct edit errors in DNA storage. High-throughput sequencing and amplification can generate many reads per oligo, introducing sequencing redundancy analogous to repetition coding. This redundancy can be exploited in various ways, such as using sequence alignment algorithms to correct edits via majority voting. While leveraging sequencing redundancy has been shown to enhance reliability in several studies [3], [21]–[30], generating large numbers of redundant reads also has drawbacks and limitations. Namely, it is a resource-intensive process incurring high read costs, and the redundancy it provides is typically beneficial for correcting only sequencing errors [26]. Thus, designing edit-correcting codes that are practical as inner codes in DNA storage remains an intriguing area for exploration.

Motivated by the need to ensure reliability and reduce read costs in DNA storage, we introduce a binary code designed to correct random edit errors, while also being practical for the typical short lengths in DNA storage. The code construction is inspired by the Guess & Check (GC) code, initially introduced in [31], for correcting only deletions. We improve and generalize the previous code design by integrating novel encoding and decoding strategies to simultaneously correct deletions, insertions, and substitutions. Our main contributions and the structure of this paper are summarized as follows. We introduce notation in Section II. In Section III, we present the GC+ code, a systematic binary code capable of correcting edit errors at short lengths suitable for DNA storage applications. We detail the encoding and decoding procedures, discuss code properties, and elaborate on various construction components. In Section IV, we explain how the binary GC+ code can be integrated as an inner code in a typical DNA storage framework. We implement and evaluate the decoding performance of the GC+ code; simulation results are provided in Section V.

The simulation results demonstrate the code's capability to correct i.i.d. edits with error rates of up to 1%, achieving a code rate $R > 0.5$ for a binary message of length $k = 133$.

This is an extended version of the conference paper [1] that was presented at the 2024 IEEE International Symposium on Information Theory.

Furthermore, our analysis demonstrates that the code is particularly efficient for localized/burst edits, which were shown to be prevalent in DNA storage according to a recent statistical study on real experimental data in [18]. For these types of edit errors, the code can efficiently handle edit error rates of up to 10%, with fast and almost error-free decoding. We also evaluate the performance of our code over short DNA sequences using an unconstrained binary to quaternary transcoder. The results reveal that the performance of the code in the quaternary domain closely mirrors that in the binary domain, exhibiting similar decoding capability for the same edit rates due to the robustness of the binary GC+ code to consecutive edits. Additionally, a performance comparison with the HEDGES code [26] in the quaternary domain shows that the GC+ code can achieve a lower probability of decoding error for the same code length and rate. Furthermore, we assess the performance of our code within a DNA storage framework and observe that error-free file retrieval can be achieved for certain edit rates by combining an inner GC+ code with a high-rate outer Reed-Solomon code, using only one read per oligo.

II. NOTATION

Let $[n] \triangleq \{1, 2, \dots, n\}$ be the set of integers from 1 to n , and $[i, j] \triangleq \{i, i+1, \dots, j\}$ denote the set of integers from i to $j \geq i$. Let \mathbb{F}_q be the Galois field of size q . Bold letters represent vectors, where lowercase \mathbf{x} denotes a binary vector and uppercase \mathbf{X} denotes a vector in a larger field. We use superscripts to index vectors as \mathbf{x}^i and subscripts to index elements within a vector as x_i . For a vector \mathbf{x} , $\mathbf{x}_{[i,j]} = (x_i, x_{i+1}, \dots, x_j)$ represents the substring containing the consecutive bits indexed by $[i, j]$. We use $\langle \mathbf{x}^1, \mathbf{x}^2 \rangle$ to refer to the concatenation of two vectors \mathbf{x}^1 and \mathbf{x}^2 . Let $\mathbf{1}^i$ and $\mathbf{0}^j$ denote strings of i consecutive ones and j consecutive zeros, respectively. The p -norm of a vector is denoted by $\|\mathbf{x}\|_p$, with $p \geq 1$. Additionally, we use $\|\mathbf{x}\|_0$ to refer to the number of non-zero elements in \mathbf{x} . We define $\text{sgn}(\alpha)$ as the function that returns the sign of a real number α , with $\text{sgn}(0) = +1$ by convention. All logarithms in this paper are of base 2. Following standard notation, $f(n) = \mathcal{O}(g(n))$ means that f is asymptotically bounded above by $\kappa g(n)$ for some constant $\kappa > 0$. For $a, b \in \mathbb{Z}$, we adopt the following convention for the binomial coefficient $\binom{b}{a}$,

$$\binom{b}{a} = \begin{cases} 1, & \text{if } b = a, \\ 0, & \text{if } a > b \text{ or } \{a < 0 \text{ and } b \neq a\}, \\ \frac{b!}{a!(b-a)!}, & \text{otherwise.} \end{cases}$$

Throughout the paper, we use the term *indel* to refer to a single deletion or insertion, and *edit* to refer to a single deletion, insertion, or substitution.

III. BINARY GC+ CODE

A. Encoding

Consider a binary information message $\mathbf{u} \in \mathbb{F}_2^k$ of length k . Let $\text{Enc} : \mathbb{F}_2^k \rightarrow \mathbb{F}_2^n$ be the encoding function that maps the message \mathbf{u} to its corresponding codeword $\mathbf{x} \in \mathbb{F}_2^n$ of length n . The encoding process $\mathbf{x} = \text{Enc}(\mathbf{u})$ involves the following steps:

- 1) The message \mathbf{u} is segmented into $K \triangleq \lceil k/\ell \rceil$ adjacent substrings of length ℓ each, denoted by $\mathbf{u}^i \in \mathbb{F}_2^\ell$, where $i \in [K]$ and $\mathbf{u} = \langle \mathbf{u}^1, \mathbf{u}^2, \dots, \mathbf{u}^K \rangle$. Let $U_i \in \mathbb{F}_q$ be the q -ary representation of $\mathbf{u}^i \in \mathbb{F}_2^\ell$ in \mathbb{F}_q , with $q \triangleq 2^\ell$, and let $\mathbf{U} \triangleq (U_1, U_2, \dots, U_K) \in \mathbb{F}_q^K$.
- 2) The string $\mathbf{U} \in \mathbb{F}_q^K$ is encoded using an (N, K) systematic Reed-Solomon (RS) code over \mathbb{F}_q , with $N = K + c \leq q$, where c is a code parameter representing the number of redundant parity symbols. The resulting string is denoted by $\mathbf{X} = (X_1, X_2, \dots, X_N) \in \mathbb{F}_q^N$, where $X_{K+1}, X_{K+2}, \dots, X_N$ are the parity symbols.
- 3) Let $\mathbf{p} = \langle \mathbf{p}^1, \mathbf{p}^2, \dots, \mathbf{p}^c \rangle \in \mathbb{F}_2^{c\ell}$ represent the concatenated binary representation of the c RS parity symbols $X_{K+1}, X_{K+2}, \dots, X_N$. These parity bits undergo additional encoding using a function $f : \mathbb{F}_2^{c\ell} \rightarrow \mathbb{F}_2^{c\ell+r_f}$, wherein f introduces a redundancy r_f that enables the detection and/or correction of edit errors in some or all of the parity bits. Specific choices for the function f are discussed in Section III-E. The encoded parity bits $f(\mathbf{p})$ are appended to \mathbf{u} to form \mathbf{x} . Therefore, the codeword $\mathbf{x} \in \mathbb{F}_2^n$ is given by

$$\mathbf{x} = \text{Enc}(\mathbf{u}) = \langle \mathbf{u}, f(\mathbf{p}) \rangle,$$

with $n = k + c\ell + r_f$.

B. Decoding

Suppose $\mathbf{x} \in \mathbb{F}_2^n$ is affected by edit errors, resulting in a string of length n' denoted by $\mathbf{y} \in \mathbb{F}_2^{n'}$. Let $\Delta \triangleq n - n'$ be the number of *net* indels in \mathbf{y} . Define $\text{Dec} : \mathbb{F}_2^{n'} \rightarrow \mathbb{F}_2^k \cup \{\text{Fail}\}$ as the decoding function, which either outputs an estimate of the message $\hat{\mathbf{u}} \in \mathbb{F}_2^k$ or declares a decoding failure.²

The decoding process $\hat{\mathbf{u}} = \text{Dec}(\mathbf{y})$ employs a Guess & Check mechanism. In this process, a portion of the RS parities is used to generate guesses on \mathbf{u} , while the remaining parities are used to check the validity of these guesses. Each of the two parts of the parities serves a different function, denoted as $\mathbf{p}_G \triangleq \langle \mathbf{p}^1, \dots, \mathbf{p}^{c_1} \rangle$ for the first c_1 parities used to generate the guesses, and $\mathbf{p}_C \triangleq \langle \mathbf{p}^{c_1+1}, \dots, \mathbf{p}^c \rangle$ for the remaining $c_2 = c - c_1$ parities used for checking the validity of the guesses. The first step of the GC+ decoder is to leverage the redundancy introduced by the parity encoding function f to either: (i) Detect that the information bits are error-free and conclude decoding; or (ii) Retrieve the check parities \mathbf{p}_C and initiate the Guess & Check process, as described next. Further elaboration on strategies to detect errors or retrieve \mathbf{p}_C is deferred to Section III-E. The subsequent discussion assumes the successful recovery of the check parities \mathbf{p}_C .

The following offers a high-level overview of the Guess & Check process. Let $\mathbf{y}' \triangleq \mathbf{y}_{[1:n']}$ denote the first $n'' \triangleq k + c_1\ell + \Delta$ bits of \mathbf{y} . Based on the value of Δ , the decoder makes a guess about the locations and number of *net* indels within the $N' \triangleq K + c_1$ segments corresponding to \mathbf{y}' . Subsequently, \mathbf{y}' is segmented according to this guess.

¹If the last substring \mathbf{u}^K has length $\ell' < \ell$, the computation of U_K assumes padding with zeros in the $\ell - \ell'$ most significant bit positions.

²Here, the term "decoding failure" denotes a detectable decoding error, indicating that the decoder acknowledges its inability to decode \mathbf{y} .

Specifically, each substring $i \in [N']$ is segmented to a length of $\ell + \delta_i$, where the value of δ_i follows from the guess. The outcome of this segmentation is decoded using the (N', K) RS code punctured at the last c_2 positions, with the decoder taking the q -ary representations of segments presumed to have zero *net* indels as input while treating the remaining segments as hypothetical symbol erasures over \mathbb{F}_q . If the output of the RS decoder is consistent with the c_2 check parities corresponding to \mathbf{p}_C , the guess is validated and the decoder outputs a final estimate $\hat{\mathbf{u}}$; otherwise, it proceeds to the next guess. If no valid estimate is obtained after processing all intended guesses, the decoder declares a decoding failure. A more rigorous description of this process is provided below.

A guess involves assuming a specific distribution of the Δ *net* indels among the $N' = K + c_1$ segments corresponding to \mathbf{y}' . More precisely, each guess corresponds to a segmented indel pattern $\boldsymbol{\delta}$, represented as a vector $\boldsymbol{\delta} = (\delta_1, \dots, \delta_{N'}) \in \mathbb{Z}^{N'}$, where δ_i indicates the number of *net* indels in segment $i \in [N']$ and $\sum_{i=1}^{N'} \delta_i = \Delta$. Given a pattern $\boldsymbol{\delta}$, \mathbf{y}' is segmented into N' adjacent binary substrings $\mathbf{y}^1, \dots, \mathbf{y}^{N'}$, where the length of \mathbf{y}^i is $\ell + \delta_i$, for all $i \in [N']$. For a given $\boldsymbol{\delta}$, let $\mathbf{Y} = (Y_1, \dots, Y_{N'}) \in \mathbb{F}_q^{N'}$ with

$$Y_i = \begin{cases} (\mathbf{y}^i)_{\mathbb{F}_q}, & \text{if } \delta_i = 0, \\ \mathcal{E}, & \text{otherwise,} \end{cases} \quad (1)$$

where \mathcal{E} denotes an erasure and $(\mathbf{y}^i)_{\mathbb{F}_q}$ is the q -ary representation of \mathbf{y}^i in \mathbb{F}_q . The string \mathbf{Y} is decoded using the punctured (N', K) RS code to obtain $\hat{\mathbf{U}} \in \mathbb{F}_q^K$. Here, we consider syndrome-based RS decoder implementations capable of correcting all combinations of e erasures and s substitutions, provided that $e + 2s \leq N' - K = c_1$ [32], [33]. The decoder then checks if $\hat{\mathbf{U}}$ is consistent with the c_2 parity symbols corresponding to \mathbf{p}_C . If the guess is valid, $\hat{\mathbf{u}}$ (the binary equivalent of $\hat{\mathbf{U}}$) is returned, and decoding is terminated; otherwise, the decoder proceeds to make another guess by considering a different pattern $\boldsymbol{\delta}$.

Next, we outline the sequential steps taken by the GC+ decoder and explicitly define the patterns considered in these steps. If $\Delta = 0$, the decoder initiates a *fast check*, examining the singular pattern $\boldsymbol{\delta} = \mathbf{0}^{N'}$, as per the previously explained procedure. If $\Delta \neq 0$, the decoder runs a *primary check*, where it investigates patterns associated with scenarios where all edit errors are localized within c_1 consecutive segments. Namely, the decoder considers the set of patterns \mathcal{P}_1 defined by

$$\mathcal{P}_1(\Delta, N', c_1) \triangleq \bigcup_{j=1}^{N'-c_1+1} \mathcal{P}_1^j(\Delta, N', c_1),$$

$$\mathcal{P}_1^j(\Delta, N', c_1) \triangleq \left\{ \boldsymbol{\delta} \in \mathbb{Z}^{N'} : \sum_{i \in \mathcal{I}_j} \delta_i = \Delta, \delta_i = 0 \forall i \notin \mathcal{I}_j \right\},$$

where $\mathcal{I}_j \triangleq \{j, j+1, \dots, j+c_1-1\}$. In this phase, for a given j , all the c_1 segments indexed by \mathcal{I}_j are treated as hypothetical erasures regardless of the values of δ_i for $i \in \mathcal{I}_j$. Therefore, processing any single pattern in \mathcal{P}_1^j suffices, as all patterns in \mathcal{P}_1^j lead to the same guess. Consequently, in the *primary check*, the decoder processes a total of $N' - c_1 + 1 = K + 1$

patterns in an arbitrary order. If the decoding is not terminated during the *fast* or *primary check*, the decoder proceeds to an optional *secondary check*, examining a more exhaustive set of patterns \mathcal{P}_2 defined by³

$$\mathcal{P}_2(\Delta, N', c_1, \lambda) \triangleq \left\{ \boldsymbol{\delta} \in \mathbb{Z}^{N'} : \sum_{i=1}^{N'} \delta_i = \Delta, \|\boldsymbol{\delta}\|_0 \leq c_1, \|\boldsymbol{\delta}\|_1 \leq |\Delta| + 2\lambda \right\},$$

where $\lambda \geq 0$ is a configurable decoding parameter that we call *decoding depth*. Note that \mathcal{P}_2 may contain patterns that were already examined in the phases preceding the *secondary check*; these patterns are thus omitted. The remaining patterns are processed in increasing order of $\|\boldsymbol{\delta}\|_1$ based on (1). In summary, the decoder sequentially executes the following steps, with each step performed only if the preceding steps did not yield a valid estimate $\hat{\mathbf{u}}$:

- 1) The parity encoding function f is utilized to either detect that the information bits are error-free or retrieve the check parities \mathbf{p}_C and start the Guess & Check process.
- 2) If $\Delta = 0$, the *fast check* is employed; else, if $\Delta \neq 0$, the *primary check* is initiated.
- 3) If the option to run a *secondary check* is active, it is executed.
- 4) If no valid estimate $\hat{\mathbf{u}}$ is obtained in the preceding steps, a decoding failure is declared.

C. Code Properties

1) *Code Rate*: The redundancy is $n - k = (c_1 + c_2)\ell + r_f$, and hence the code rate is

$$R = \frac{k}{n} = 1 - \frac{(c_1 + c_2)\ell}{n} - \frac{r_f}{n}.$$

2) *Time Complexity*: We begin by discussing the encoding complexity of the q -ary (N, K) RS code and the decoding complexity of the punctured (N', K) RS code. The encoding complexity of the (N, K) code, utilizing basic polynomial multiplication, is $\mathcal{O}(K(N - K)) = \mathcal{O}((c_1 + c_2)K)$, and the decoding complexity of the (N', K) code, employing syndrome-based decoding, is $\mathcal{O}(N'(N' - K)) = \mathcal{O}(c_1K + c_1^2)$ [33]. For these encoding and decoding approaches, the constants hidden by the \mathcal{O} -notation are small, making them efficient for short codes. For a comprehensive non-asymptotic analysis of these complexities, we refer interested readers to [34]. Furthermore, these complexities are primarily influenced by the number of multiplications in \mathbb{F}_{2^e} ; thus, the bit complexities for encoding and decoding include an additional factor of $\mathcal{O}(\log^2(2^\ell)) = \ell^2$. Recall that $K = \lceil k/\ell \rceil$, resulting in bit encoding and decoding complexities of $\mathcal{O}((c_1 + c_2)\ell k)$ and $\mathcal{O}(c_1\ell k + c_1^2\ell^2)$, respectively.

Next, we analyze the encoding and decoding complexities of the GC+ code. We assume that the order of these complexities remains unaffected by the operations related to the parity encoding function f . This assumption holds true for all practical

³The definition of \mathcal{P}_2 here is different from the one that appeared in the earlier version of this work [1].

purposes, as we later discuss in Section III-E. The encoding complexity is dominated by the generation of the $c = c_1 + c_2$ RS parities, resulting in $\mathcal{O}((c_1 + c_2)\ell k)$. On the decoding side, the complexity is dominated by the process of generating guesses, computed as the product of the total number of guesses and the complexity of the (N', K) RS decoder. Thus, the worst-case complexity of the second decoding step, involving either the *fast check* or *primary check*, is $(K + 1)\mathcal{O}(c_1\ell k + c_1^2\ell^2) = \mathcal{O}(c_1k^2 + c_1^2\ell k)$. If the option to run a *secondary check* is active, an upper bound on the worst-case decoding complexity is given by $|\mathcal{P}_2(\Delta, N', c_1, \lambda)| \cdot \mathcal{O}(c_1\ell k + c_1^2\ell^2)$, where \mathcal{P}_2 is the set of patterns defined in Section III-B. In Lemma 1, we provide an expression that determines the exact value of $|\mathcal{P}_2|$ in terms of Δ, N', c_1 , and λ , based on combinatorics. The proof of this lemma is given in the Appendix.

Lemma 1: The size of $\mathcal{P}_2(\Delta, N', c_1, \lambda)$ is given by

$$|\mathcal{P}_2| = \sum_{i_1=0}^{c_1} \sum_{i_2=0}^{\lambda} \sum_{i_3=0}^{\lambda} \binom{N'}{i_1} \binom{i_1}{i_2} \binom{i_3-1}{i_2-1} \binom{|\Delta|+i_3-1}{i_1-i_2-1}.$$

It is important to note that since decoding terminates upon finding a valid guess, depending on the underlying random edit error model, the average-case decoding complexity can be significantly lower than the worst-case scenario. The patterns in the *secondary check* are processed in increasing order of $\|\delta\|_1$ to improve the average-case decoding time, assuming that fewer errors are more probable in the underlying error model.

3) *Error Correction Capability:* The edit error correction capability of the GC+ decoder at the bit level stems from the erasure and substitution correction capability of the RS code at the q -ary level. Specifically, for a given decoder input \mathbf{y}' and a guess parameterized by a pattern δ , the edit errors in \mathbf{y}' can be corrected if $e + 2s \leq c_1$, where e and s denote the number of erasures and substitutions, respectively, in \mathbf{Y} (defined in (1)). Two sources contribute to the possibility of a decoding error: (i) An *undetectable* decoding error, which results from a spurious guess, producing an incorrect estimate $\hat{\mathbf{U}}$ that accidentally aligns with the c_2 check parities. (ii) A *detectable* decoding error (*decoding failure*), which occurs when none of the guesses yield a valid estimate, indicating either that the bit-level edit error combination exceeds the error correction capability of the q -ary RS code, or that the actual *net* indel pattern was not covered during the Guess & Check process. The probability of an *undetectable* decoding error is influenced by the value of c_2 , while the probability of a *decoding failure* depends on c_1 , the underlying random error model, and other encoding/decoding parameters.

Next, we elaborate on the nature of edit errors that can be corrected during different phases of the decoding process. The *fast check* is applied when $\Delta = 0$, where the decoder examines only the all-zeros pattern. For $\delta = \mathbf{0}^{N'}$, the string \mathbf{Y} obtained from (1) does not contain any marked erasures. Consequently, decoding is successful as long as bit-level edit errors result in $\tau \leq \lfloor c_1/2 \rfloor$ symbol substitutions in \mathbf{Y} . This condition allows for a wide range of possibilities regarding the positions, types, and total number of correctable edit errors at

the bit level. For instance, it covers scenarios with any number of edit errors occurring in $\tau \leq \lfloor c_1/2 \rfloor$ out of the $N' = K + c_1$ binary segments, contingent on the number of *net* indels in each of these τ segments being zero.

The *primary check* covers all cases with $\Delta \neq 0$ that correspond to scenarios where the edit errors affect at most c_1 consecutive segments. Similar to the *fast check*, the *primary check* addresses a variety of bit-level edit error scenarios, but without the constraint of having zero *net* indels in each segment. For example, it covers all types and numbers of edit errors, provided that the locations of these errors are confined to any $(c_1 - 1)\ell$ consecutive bit positions. This includes cases of burst or localized edit errors, with an arbitrary number of errors occurring within a window of size $(c_1 - 1)\ell$. The reasoning extends similarly to the *secondary check*, which covers a broader spectrum of edit error scenarios while leveraging the ability of RS codes to simultaneously correct erasures and substitutions.

D. Choice of the code parameters

The configurable encoding and decoding parameters of the GC+ code are the segmentation length for encoding ℓ , number of RS parities for guessing c_1 , number of RS parities for checking c_2 , and decoding depth in *secondary check* λ .

The choice of the value of ℓ presents a trade-off between the redundancy introduced by the RS code, given by $(c_1 + c_2)\ell$, and the decoding complexity which depends on the number of segments $K = \lceil k/\ell \rceil$. Ideally, we seek to minimize ℓ to reduce redundancy. However, selecting a small value of ℓ poses the following challenges: (i) The increase in the number of segments K requires the decoder to process a larger number of guesses, leading to increased decoding complexity. (ii) The RS code imposes the condition $q \geq K + c_1 + c_2$, implying $2^\ell \geq \lceil k/\ell \rceil + c_1 + c_2$, which could be violated for small ℓ . A typical choice for ℓ is $\ell = \lfloor \log k \rfloor$ as it maintains low redundancy and gives a good trade-off between the code properties; however, higher values of ℓ may be considered based on specific application requirements.

Concerning the choice of c_1 , it primarily depends on the desired level of error correction. It can be adapted to the specific error model and application to achieve suitable trade-offs between redundancy and decoding failure rates. The parameter λ affects decoding complexity in the context of the *secondary check*. We typically opt for small values of λ to strike a balance between decoding complexity and the probability of decoding failure. The value of λ could also be customized according to the number of *net* indels Δ , where, for example, instances with $|\Delta| = j$ can be decoded with depth λ_j . Lastly, the choice of c_2 mainly influences the probability of undetectable decoding errors. For short codes, our simulations indicate that very small values of c_2 suffice to maintain a low probability of such errors.

E. Parity encoding function

As previously mentioned, the purpose of the parity encoding function f is to detect or correct edit errors in the parities $\mathbf{p} = \langle \mathbf{p}_G, \mathbf{p}_C \rangle$. More precisely, we are primarily interested in “protecting” the check parities \mathbf{p}_C as their accurate recovery

is vital for carrying out the Guess & Check process outlined in Section III-B. On the other hand, errors within the guess parities \mathbf{p}_G are implicitly addressed as part of the Guess & Check process. As discussed in the previous section, for typical values of the code parameters such as $\ell = \log k$ and small c_2 , the length of the check parities $c_2\ell$ is relatively short compared to the information sequence. Thus, we can afford to encode these parities with certain codes that might be inefficient for longer lengths in terms of rate or complexity. Furthermore, for specific types of errors, such as burst or localized errors, it is possible to set up f in a way that the errors impact either the information bits or the parities, but not both. In addition, f can be designed to enable the detection of which of these two cases actually occurred. In the following, we present a non-exhaustive list of possibilities for selecting the parity encoding function f .

1) *Repetition code*: The check parities can be encoded using a $(t+1)$ -repetition code, where each bit is repeated $t+1$ times, i.e., $f(\mathbf{p}_G, \mathbf{p}_C) = \langle \mathbf{p}_G, \text{rep}_{t+1}(\mathbf{p}_C) \rangle$. At the decoder, the check parities \mathbf{p}_C are recovered by taking the majority vote in each block of size $t+1$ in $\mathbf{y}_{[n'-(t+1)c_2\ell:n']}$, where \mathbf{y} is the decoder input defined in Section III-B. Then, as previously explained, the Guess & Check process is applied over $\mathbf{y}_{[1:k+c_1\ell+\Delta]}$. The redundancy incurred by the repetition code is $r_f = tc_2\ell$, resulting in an overall redundancy of $n-k = (c_1 + (t+1)c_2)\ell$. The impact of the repetition code on the overall encoding and decoding complexity is negligible.

2) *Brute force*: In theory, protecting the check parities with significantly less redundancy than the repetition code is possible through the use of brute-force decoding methods. In general, these methods have exponential time complexity. However, when applied to short inputs, such as the check parities with $\ell = \log k$ and small c_2 , the complexity remains within polynomial limits in terms of k . One potential approach involves using a hash function based on graph colorings, similar to the one outlined in [7, Lemma 2]. However, even for short lengths, this approach proves cumbersome in practice.

3) *Buffer*: Suppose that the edit errors are localized within any window of $w < n$ consecutive bit positions, where the location of the window is unknown to the decoder but its size is known. Then, it is possible to insert a buffer between the information and parity bits to achieve the following: (i) Ensure that edit errors cannot simultaneously affect the information and parity bits. (ii) Enable the detection of whether edit errors have affected the information bits or not in all cases where $\Delta \neq 0$. Recent works [18], [35], [36] have explored such buffers. Following [18, Lemma 17], we adopt the buffer $\mathbf{b} \triangleq \langle \mathbf{1}^{w+1}, \mathbf{0}^{w+1}, \mathbf{1}^{w+1} \rangle$ of length $3(w+1)$, and set the parity encoding function as $f(\mathbf{p}_G, \mathbf{p}_C) = \langle \mathbf{b}, \mathbf{p}_G, \mathbf{p}_C \rangle$. If $\Delta \neq 0$, the decoder utilizes the buffer to either simply output the error-free information bits or use the error-free parities to initiate the *primary check*. Here, the decoding is simplified by fixing the values of \mathbf{p}_G throughout the Guess & Check process and operating over K segments instead of $K + c_1$. Moreover, for appropriate choices of the code parameters, as discussed in Section V, the need for the *secondary check* can be entirely eliminated. Note that the buffer is ineffective when $\Delta = 0$. Thus, in such cases, the *fast check* involves discarding the

buffer bits and passing the remaining data to the RS decoder to correct substitutions. The overall redundancy in this scenario is $n-k = (c_1 + c_2)\ell + 3(w+1)$, and the impact of f on the encoding/decoding complexity of the GC+ code is negligible.

IV. APPLICATION TO DNA STORAGE

Consider the common process of encoding arbitrary binary data into DNA illustrated in Fig. IV. Due to the limitations of state-of-the-art DNA synthesis technologies, the binary data is generally encoded in the form of several short DNA sequences, called oligos, typically a few hundred nucleotides long. This can be accomplished by partitioning the binary file into short, non-overlapping fragments, then transcoding each binary fragment into a sequence of nucleotides $\{A, C, G, T\}$. Metadata is also added to each fragment, including indexes for the oligos, to facilitate the reconstruction of the original file from these fragments during data retrieval. Amid this workflow, both an outer and an inner error-correction code can be integrated to provide robustness against errors that may occur during various stages of the DNA storage process. The inner code is applied to each individual fragment, requiring a short code capable of correcting errors within each oligo, while the outer code is applied across the collection of fragments⁴, aiming to recover lost oligos or correct residual errors from the inner code.

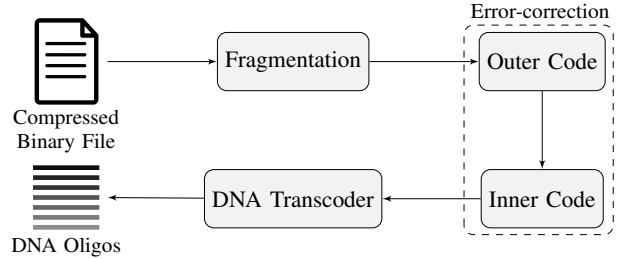


Fig. 1. Encoding a binary file into DNA oligos with error-correction.

We propose integrating the GC+ code as the inner code in the workflow depicted in Fig. IV. Intuitively, we argue that the GC+ code is a suitable choice for the inner code since: (i) It can effectively correct edit errors at short code lengths. (ii) It contributes to reducing read costs by minimizing the required sequencing redundancy. (iii) It addresses edit errors occurring during synthesis and storage, which are generally beyond the scope of strategies such as alignment algorithms that rely on sequencing redundancy [26]. (iv) Its ability to acknowledge decoding failures can be leveraged by the outer code to treat the lost data as erasures rather than substitutions, thereby optimizing the performance of the outer code. In the next section, we substantiate our intuition through numerical simulations. In these simulations, we focus on unconstrained DNA transcoding (2 bits per nucleotide) given by the mapping: $00 \leftrightarrow A$, $01 \leftrightarrow C$, $10 \leftrightarrow G$, $11 \leftrightarrow T$. The investigation of scenarios involving constrained DNA coding is deferred to future work.

⁴The number of fragments depends on the data size and is typically large in practice, allowing for the use of long blocklength codes as outer codes.

V. SIMULATIONS

A. Error Model & Setup

We evaluate the error correction capability of the GC+ code for both the binary and DNA cases over the following random channel model. Let $\mathbf{x} \in \Sigma^{n_1}$ and $\mathbf{y} \in \Sigma^{n_2}$ be input and output of the channel, respectively, where Σ denotes the alphabet. Each symbol in $\mathbf{x}_{[i:i+w-1]}$ is edited independently with probability P_{edit} , where i is sampled uniformly at random from $\{1, 2, \dots, n_1 - w + 1\}$ and $w \leq n_1$ is a channel parameter. All the symbols in $\mathbf{x}_{[1:i-1]}$ and $\mathbf{x}_{[i+w:n_1]}$ are retained. Given that a symbol is edited, the conditional probabilities of deletion, insertion, and substitution are represented by P_d , P_i , and P_s , respectively, with $P_{edit} = P_d + P_i + P_s$. For a given input symbol x , the output of the channel y for the three types of errors is described as follows: if x is deleted, the output y is an empty string; if x is affected by an insertion, then $y = \langle \sigma, x \rangle$ where σ is chosen uniformly at random from Σ ; if x is substituted, then $y = \tilde{x}$, where \tilde{x} is chosen uniformly at random from $\Sigma \setminus x$. Thus, the channel is characterized by the parameters $(w, n_1, P_{edit}, P_d, P_i, P_s)$, and under this model, we have $|n_1 - n_2| \leq n_1$. The average edit rate introduced by this channel, denoted by ε_{av} , is given by $\varepsilon_{av} = P_{edit} \times \frac{w}{n_1}$.

Note that the case of $w = n_1$ reduces to the scenario of i.i.d. edits, with $\varepsilon_{av} = P_{edit}$. In our simulations, we study cases where $w < n_1$ with high values of P_{edit} to simulate scenarios with burst/localized edits, which are common in DNA storage [18]. Additionally, we also investigate the case where $w = n_1$ with lower values of P_{edit} to model scenarios with i.i.d. edits. The simulations are conducted on synthetic data, where in each run the input message/file is generated uniformly at random. The results on the probability of decoding error are averaged over a series of independent runs, where a decoding error is declared in a given run if the decoder outputs an estimate that does not match with the input message or when the decoder fails to output any estimate. The simulations were implemented in MATLAB [37] using tools from the MATLAB Communications Toolbox [38].

B. Binary case

We simulated the overall probability of decoding error (decoding failures + undetectable decoding errors) of the binary GC+ code, as a standalone, for the message length $k = 133$, with the segmentation parameter set to $\ell = \lfloor \log k \rfloor = 7$.

1) *IID edits*: We studied the values of P_{edit} ranging from 0.1% to 1%, with either $P_s = P_d = P_i$ or $P_s = 2P_d = 4P_i$. The number of parities of the GC+ code was set to $(c_1, c_2) = (8, 2)$. The $(t + 1)$ repetition code was used as the parity encoding function, with $t = 2$ resulting in a $(231, 133)$ code with rate $R \approx 0.58$, and also with $t = 4$ resulting in a $(259, 133)$ code with $R \approx 0.51$. The results, given in Fig. 2, show that the code can effectively correct i.i.d. edits with average error rates of up to $\varepsilon_{av} = 1\%$, while maintaining code rates $R > 0.5$. Also, for fixed P_{edit} , the decoding performance is influenced by the conditional probabilities (P_d, P_i, P_s) , with a higher probability of decoding error observed for equiprobable edits.

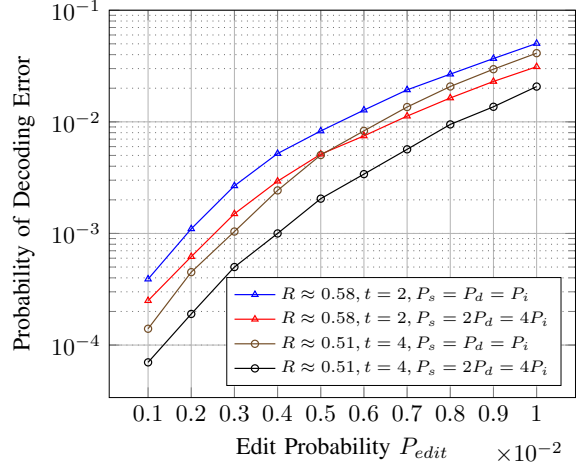


Fig. 2. Empirical probability of decoding error of binary GC+ code versus i.i.d. edit probabilities for message length $k = 133$. The code parameters are set to $\ell = \lfloor \log k \rfloor$, $(c_1, c_2) = (8, 2)$, $t \in \{2, 4\}$, $\lambda = 1$ for $|\Delta| \leq 1$ and $\lambda = 0$ otherwise. The results are averaged over 10^5 independent runs.

2) *Localized edits*: We studied the values of $w < n$ varying between $\ell + 1 = 8$ and $4\ell + 1 = 29$, while fixing $P_{edit} = 99\%$, with $P_s = P_d = P_i$. The number of parities was set to $c_1 = c_2 = (w - 1)/\ell + 1$. The parity encoding function based on the buffer \mathbf{b} of length $3(w + 1)$ defined in Section III-E3 was used. The resulting code rate R varies based on w . The results presented in Fig. 3 demonstrate that for localized edits, the GC+ code can handle significantly higher edit rates ε_{av} compared to the i.i.d. case, with reduced decoding error probability and often higher code rates. Moreover, the *secondary check* decoding phase is omitted for this simulation, resulting in much faster decoding.

Window length	Avg. edit rate	Code rate	Prob. error
$w = 8$	4.2%	0.71	$= 2.5e^{-4}$
$w = 15$	6.7%	0.60	$< 1.0e^{-5}$
$w = 22$	8.4%	0.52	$< 1.0e^{-5}$
$w = 29$	9.8%	0.45	$< 1.0e^{-5}$

Fig. 3. Empirical probability of decoding error of binary GC+ code for localized edits with varying window length w (channel parameter). Edit probability is fixed at $P_{edit} = 99\%$, with $P_s = P_d = P_i = 33\%$. Code parameters: $k = 133$, $\ell = \lfloor \log k \rfloor$, $c_1 = c_2 = (w - 1)/\ell + 1$. The average edit rate ε_{av} and code rate R are reported for each value of w . Buffer-based parity encoding is used, and the *secondary check* is omitted. Results are averaged over 10^5 independent runs. Entries with $< 1.0e^{-5}$ indicate no decoding errors recorded in 10^5 runs.

C. DNA case

1) *Short DNA Sequences*: In this section, we assess the error correction capability of the GC+ code in the quaternary domain using an unconstrained (2 bits/NT) binary to quaternary transcoder given by the mapping $00 \leftrightarrow A, 01 \leftrightarrow C, 10 \leftrightarrow G, \text{ and } 11 \leftrightarrow T$. More specifically, starting with a binary message, we first encode the message using the GC+ code, then transcode the binary output into a quaternary DNA sequence. The random channel model described in Section V-A is then applied over the DNA sequence, and the output of the channel is transcoded back to binary for the GC+ decoder. Notice that under this setup,

each nucleotide edit in the quaternary domain corresponds to up to two consecutive bit edits in the underlying binary code. Moreover, if the segmentation parameter ℓ of the GC+ code is chosen to be even, the resulting bit edits from a nucleotide edit would affect only a single segment of the codeword, thus simplifying the decoding process.

We also compare the performance of the GC+ code in the quaternary domain with the HEDGES code [26], using the Python implementation of HEDGES provided in [39]. HEDGES is a convolutional code that encodes a binary stream of bits into a stream of quaternary DNA symbols in a single step, i.e., without transcoding. This code is practical for short lengths, and its decoding algorithm is designed to correct edits over a single DNA sequence, unlike other recent decoding implementations of convolutional codes designed for decoding over multiple reads of the same codeword [27], [28]. We analyze the probability of decoding error of the two codes for both i.i.d. and localized/burst edits by applying the error model described in Section V-A over the quaternary alphabet $\Sigma = \{A, C, G, T\}$ for different channel parameters.

In our simulations, we focus on binary messages of length 168 bits. We consider a HEDGES code of length 176 NTs and information density $\rho \approx 0.95$ bits/NT, where information density is defined as the amount of information bits encoded per DNA nucleotide. This code is generated by encoding a binary message of length 168 bits using a convolutional code of rate 0.5 and appending one runout byte. The hyperparameters of HEDGES are set based on the typical values provided in [26], including a greediness parameter $p_{ok} = -0.1$, a heap size of 10^6 , a single runout byte, and unconstrained output. For the i.i.d. edits case, we use a GC+ code with parameters $(c_1, c_2) = (13, 2)$, $\ell = 8$, and $t = 4$, resulting in a (352, 168) binary code with the same length (in NTs) and information density (in bits/NT) as the aforementioned HEDGES code when transcoded into DNA. For localized edits, we consider a GC+ code with parameters $(c_1, c_2) = (2, 2)$, $\ell = 8$, and a buffer-based parity encoding function, where the length and rate of the code vary depending on the channel parameter w .

The results for the i.i.d. case presented in Fig. 4 show that the GC+ code achieves a lower probability of decoding error compared to HEDGES for P_{edit} ranging between 0.1% and 1%. Furthermore, similar to the binary case, for a fixed edit probability $P_{edit} = P_d + P_i + P_s$, the GC+ code demonstrates better decoding performance when $P_s = 2P_d = 4P_i$. Interestingly, this contrasts with the HEDGES code, which performs worse under such unequal conditional probabilities. The results for localized edits shown in Fig. 5 demonstrate that the HEDGES code is highly sensitive to the presence of consecutive edits, a behavior common among convolutional codes. In contrast, the GC+ code embraces consecutive edits and exhibits significantly improved decoding performance in such scenarios. Note that for the localized edits setting, the simulated GC+ codes are shorter and have higher information densities than the HEDGES code. Consequently, for a given value of w , the GC+ codes experience higher average edit rates $\varepsilon_{av} = P_{edit} \times \frac{w}{n_1}$ compared to HEDGES.

2) *File Storage*: Following the workflow depicted in Fig. IV, we consider a binary file of size 1.68 Mb containing synthetic

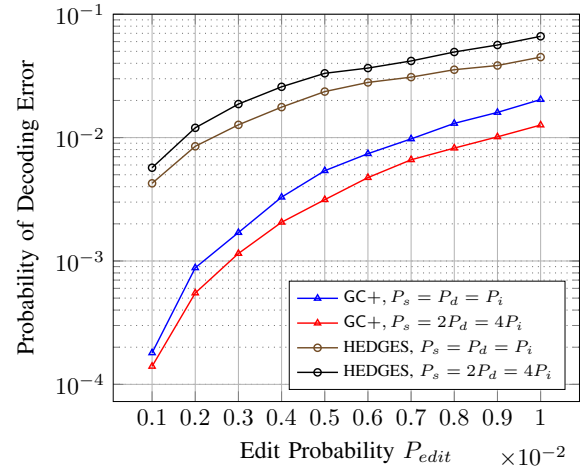


Fig. 4. Empirical probability of decoding error of the GC+ and HEDGES [26] codes for a binary input message of length 168 bits and quaternary output of length 176 nucleotides. Both codes have equal information densities of value $\rho \approx 0.95$ bits/NT. The GC+ code parameters are set to $\ell = 8$, $(c_1, c_2) = (13, 2)$, $t = 4$, $\lambda = 1$ for $|\Delta| \leq 2$ and $\lambda = 0$ otherwise. The parameters of the HEDGES code are set based on the typical values given in [26], with unconstrained output. The results are averaged over 10^5 independent runs.

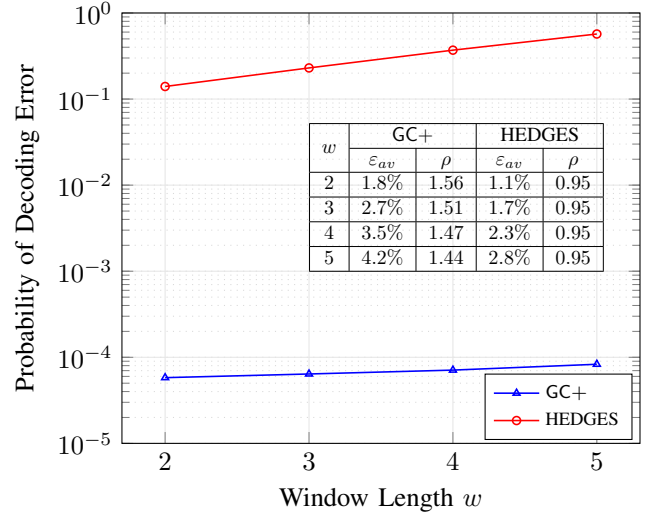
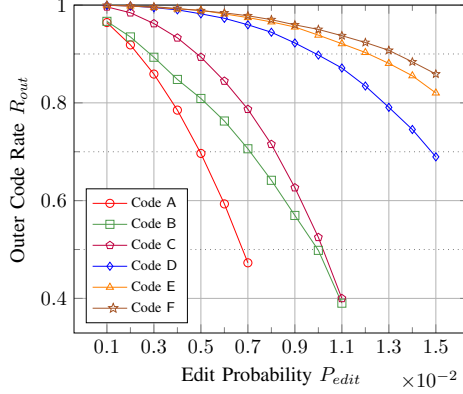


Fig. 5. Empirical probability of decoding error of the GC+ and HEDGES [26] codes for localized edits with varying window lengths w (channel parameter), using a binary message of length 168 bits. The edit probability is fixed at $P_{edit} = 99\%$, with $P_s = P_d = P_i = 33\%$. The same HEDGES code as the one considered in Fig. 4 is evaluated. The GC+ code parameters are set to $\ell = 8$ and $(c_1, c_2) = (2, 2)$, with buffer-based parity encoding. The *secondary check* is omitted. The information densities ρ (bits/NT) and average edit rates ε_{av} for different w are reported. The results are averaged over 10^5 independent runs for the GC+ code and 10^3 runs for the HEDGES code.

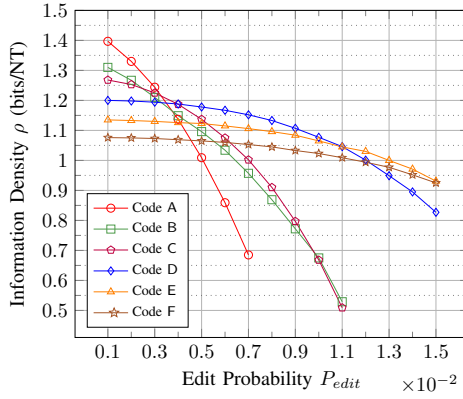
data, where each bit in the file is generated randomly and independently based on the Bernoulli(0.5) distribution. The file is partitioned into 10^4 non-overlapping fragments of size 168 bits each. These fragments are encoded using an outer systematic RS code in $\mathbb{F}_{2^{14}}$ with rate R_{out} , generating $10^4(R_{out}^{-1} - 1)$ additional “parity” fragments of the same size. Each fragment is then encoded using an inner GC+ code with rate R_{in} . The coded binary fragments are then transcoded into DNA using the 2 bits/NT mapping, resulting in a total of $10^4 R_{out}^{-1}$ DNA oligos of length $\frac{1}{2} 168 R_{in}^{-1} = 84 R_{in}^{-1}$ NTs each. We consider the random edit channel model described

GC+ Code	Rate R_{in}	Oligo length	c_1	c_2	t
A	0.72	116	2	2	2
B	0.68	124	4	2	2
C	0.64	132	2	2	4
D	0.60	140	4	2	4
E	0.57	148	6	2	4
F	0.54	156	8	2	4

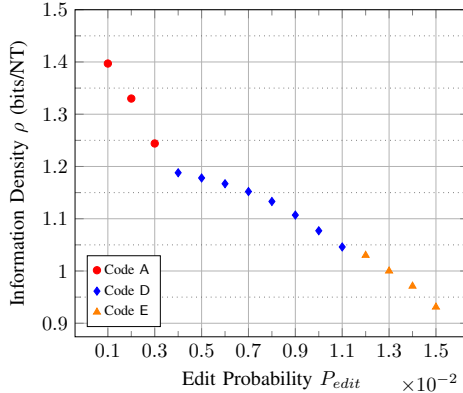
(a) Inner GC+ code configurations.



(b) Outer RS code rates achieving error-free file retrieval.



(c) Information densities resulting from inner + outer codes.



(d) Inner GC+ codes yielding optimal information density.

Fig. 6. Fig. 6b shows the rates of the outer RS codes that achieve error-free file retrieval when combined with the inner GC+ codes given in Fig. 6a. The results are averaged over five independently generated random files of size 1.68 Mb. A 2 bits/NT DNA transcoder is used to map the encoded binary data to quaternary. The information densities (bits/NT) resulting from the inner and outer code combinations are shown in Fig. 6c, with the inner codes achieving optimal information densities for each value of P_{edit} highlighted in Fig. 6d. For all codes in Fig. 6a, the decoding depth parameter is set to $\lambda = 1$ for $|\Delta| \leq 1$ and $\lambda = 0$ otherwise.

in Section V-A applied over the alphabet $\Sigma = \{A, C, G, T\}$ and focus on the i.i.d. edits scenario with $P_s = P_d = P_i$, as almost error-free decoding can be achieved for localized edits without using an outer code. To assess the achievable error-correction limits with minimal read costs, we assume that only one read per oligo is available for data retrieval, with each read implicitly containing an error-free oligo index to enable file reconstruction.

To analyze the achievable trade-offs between the rates of the inner and outer codes, we evaluated the maximum outer code rate that allows for *error-free* file retrieval across several configurations of the inner code given in in Fig.6a. Our analysis relies on the ability of the outer RS code to simultaneously correct fragment erasures and substitutions. Specifically, each decoding failure in the inner GC+ code is treated as a fragment erasure, requiring *one* error-free parity fragment for recovery. Meanwhile, every undetectable decoding error in the inner code translates to a fragment substitution, requiring *two* error-free parity fragments for correction. The findings are presented in Fig. 6.

Fig. 6b shows the outer RS code rates needed to achieve error-free file retrieval for each inner code configuration in Fig. 6a as a function of the i.i.d. nucleotide edit rates P_{edit} , ranging from 0.1% to 1.5%, with results averaged over five independently generated files. Fig.6c shows the corresponding information densities ρ resulting from each inner-outer code pair, where ρ is the amount of information bits encoded per DNA nucleotide. Fig. 6d shows that among the inner GC+ codes considered in Fig. 6a, the codes yielding optimal values of ρ when combined with an outer RS code are: code A for $P_{edit} \in \{0.1\%, 0.2\%, 0.3\%\}$, code D for $P_{edit} \in \{0.4\%, 0.5\%, \dots, 1.1\%\}$, and code E for $P_{edit} \in \{1.2\%, 1.3\%, \dots, 1.5\%\}$.

VI. CONCLUSION

In this work, we introduced the GC+ code, a systematic binary code designed to correct edit errors at short code lengths suitable for DNA storage applications. In the context of DNA storage, we focused on assessing how far we can push error correction limits with minimal read costs, i.e., one read per oligo. Some interesting directions for future research include:

- 1) Improving the decoding complexity of the GC+ code, particularly during the *secondary check* phase. In [40], the authors provided valuable insights on achieving fast decoding with the original version of Guess & Check codes [41] using maximum-likelihood inference of deletion patterns on trellis graphs. It would be interesting to investigate similar approaches for edit correction.
- 2) Deriving theoretical bounds on the probability of decoding error of the GC+ code.
- 3) Considering other mathematical edit error models or noise simulators for *in silico* studies, in addition to conducting *in vitro* experiments on real DNA data.
- 4) Extending the results in Section V-C by studying the achievable trade-offs between the rate of the inner GC+ code and the rate of the outer RS code in the presence of multiple reads per oligo.

ACKNOWLEDGMENT

This work was supported by the French government through the France 2030 investment plan managed by the National Research Agency (ANR), as part of the Initiative of Excellence Université Côte d'Azur under reference number ANR-15-IDEX-01.

REFERENCES

- [1] S. Kas Hanna, "Short systematic codes for correcting random edit errors in dna storage," in *2024 IEEE International Symposium on Information Theory (ISIT)*, 2024, pp. 663–668.
- [2] G. M. Church, Y. Gao, and S. Kosuri, "Next-generation digital information storage in DNA," *Science*, vol. 337, no. 6102, pp. 1628–1628, 2012.
- [3] R. N. Grass, R. Heckel, M. Puddu, D. Paunescu, and W. J. Stark, "Robust chemical preservation of digital information on dna in silica with error-correcting codes," *Angewandte Chemie International Edition*, vol. 54, no. 8, pp. 2552–2555, 2015.
- [4] R. Heckel, G. Mikutis, and R. N. Grass, "A characterization of the dna data storage channel," *Scientific reports*, vol. 9, no. 1, p. 9663, 2019.
- [5] R. Varshamov and G. Tenengol'ts, "Correction code for single asymmetric errors," *Automat. Telemekh.*, vol. 26, no. 2, pp. 286–290, 1965.
- [6] V. I. Levenshtein, "Binary codes capable of correcting deletions, insertions and reversals," in *Soviet physics doklady*, vol. 10, 1966, pp. 707–710.
- [7] J. Brakensiek, V. Guruswami, and S. Zbarsky, "Efficient low-redundancy codes for correcting multiple deletions," *IEEE Transactions on Information Theory*, vol. 64, no. 5, pp. 3403–3410, May 2018.
- [8] J. Sima and J. Bruck, "On optimal k-deletion correcting codes," *IEEE Transactions on Information Theory*, vol. 67, no. 6, pp. 3360–3375, 2021.
- [9] J. Sima, R. Gabrys, and J. Bruck, "Optimal systematic t-deletion correcting codes," in *2020 IEEE International Symposium on Information Theory (ISIT)*, 2020, pp. 769–774.
- [10] C. Schoeny, A. Wachter-Zeh, R. Gabrys, and E. Yaakobi, "Codes correcting a burst of deletions or insertions," *IEEE Transactions on Information Theory*, vol. 63, no. 4, pp. 1971–1985, 2017.
- [11] R. Gabrys, E. Yaakobi, and O. Milenkovic, "Codes in the damerau distance for deletion and adjacent transposition correction," *IEEE Transactions on Information Theory*, vol. 64, no. 4, pp. 2550–2570, 2017.
- [12] I. Smagloy, L. Welter, A. Wachter-Zeh, and E. Yaakobi, "Single-deletion single-substitution correcting codes," *IEEE Transactions on Information Theory*, 2023.
- [13] R. Gabrys, V. Guruswami, J. Ribeiro, and K. Wu, "Beyond single-deletion correcting codes: substitutions and transpositions," *IEEE Transactions on Information Theory*, vol. 69, no. 1, pp. 169–186, 2022.
- [14] W. Song, N. Polyanskii, K. Cai, and X. He, "Systematic codes correcting multiple-deletion and multiple-substitution errors," *IEEE Transactions on Information Theory*, vol. 68, no. 10, pp. 6402–6416, 2022.
- [15] H. Mahdaviyar and A. Vardy, "Asymptotically optimal sticky-insertion-correcting codes with efficient encoding and decoding," in *2017 IEEE International Symposium on Information Theory (ISIT)*. IEEE, 2017, pp. 2683–2687.
- [16] S. Wang, V. K. Vu, and V. Y. F. Tan, "Codes for correcting t limited-magnitude sticky deletions," in *2023 IEEE International Symposium on Information Theory (ISIT)*, 2023, pp. 1148–1153.
- [17] K. Cai, Y. M. Chee, R. Gabrys, H. M. Kiah, and T. T. Nguyen, "Correcting a single indel/edit for dna-based data storage: Linear-time encoders and order-optimality," *IEEE Transactions on Information Theory*, vol. 67, no. 6, pp. 3438–3451, 2021.
- [18] Y. Tang, S. Motamen, H. Lou, K. Whritenour, S. Wang, R. Gabrys, and F. Farnoud, "Correcting a substring edit error of bounded length," in *2023 IEEE International Symposium on Information Theory (ISIT)*. IEEE, 2023, pp. 2720–2725.
- [19] M. C. Davey and D. J. MacKay, "Reliable communication over channels with insertions, deletions, and substitutions," *IEEE Transactions on Information Theory*, vol. 47, no. 2, pp. 687–698, 2001.
- [20] E. A. Ratzner, "Marker codes for channels with insertions and deletions," in *Annales des télécommunications*, vol. 60, no. 1-2. Paris, Societe de la Revue optique., 2005, pp. 29–44.
- [21] N. Goldman, P. Bertone, S. Chen, C. Dessimoz, E. M. LeProust, B. Sipos, and E. Birney, "Towards practical, high-capacity, low-maintenance information storage in synthesized dna," *nature*, vol. 494, no. 7435, pp. 77–80, 2013.
- [22] M. Blawat, K. Gaedke, I. Huetter, X.-M. Chen, B. Turczyk, S. Inverso, B. W. Pruitt, and G. M. Church, "Forward error correction for dna data storage," *Procedia Computer Science*, vol. 80, pp. 1011–1022, 2016.
- [23] Y. Erlich and D. Zielinski, "Dna fountain enables a robust and efficient storage architecture," *science*, vol. 355, no. 6328, pp. 950–954, 2017.
- [24] S. H. T. Yazdi, R. Gabrys, and O. Milenkovic, "Portable and error-free dna-based data storage," *Scientific reports*, vol. 7, no. 1, p. 5011, 2017.
- [25] S. Chandak, J. Neu, K. Tatwawadi, J. Mardia, B. Lau, M. Kubit, R. Hulett, P. Griffin, M. Wootters, T. Weissman *et al.*, "Overcoming high nanopore basecaller error rates for dna storage via basecaller-decoder integration and convolutional codes," in *ICASSP 2020-2020 IEEE International Conference on Acoustics, Speech and Signal Processing (ICASSP)*. IEEE, 2020, pp. 8822–8826.
- [26] W. H. Press, J. A. Hawkins, S. K. Jones Jr, J. M. Schaub, and I. J. Finkelstein, "Hedges error-correcting code for dna storage corrects indels and allows sequence constraints," *Proceedings of the National Academy of Sciences*, vol. 117, no. 31, pp. 18 489–18 496, 2020.
- [27] S. R. Srinivasavaradhan, S. Gopi, H. D. Pfister, and S. Yekhanin, "Trellis bma: Coded trace reconstruction on ids channels for dna storage," in *2021 IEEE International Symposium on Information Theory (ISIT)*. IEEE, 2021, pp. 2453–2458.
- [28] I. Maarouf, A. Lenz, L. Welter, A. Wachter-Zeh, E. Rosnes, and A. G. i Amat, "Concatenated codes for multiple reads of a DNA sequence," *IEEE Transactions on Information Theory*, vol. 69, no. 2, pp. 910–927, 2023.
- [29] M. Welzel, P. M. Schwarz, H. F. Löchel, T. Kabdullayeva, S. Clemens, A. Becker, B. Freisleben, and D. Heider, "Dna-aeon provides flexible arithmetic coding for constraint adherence and error correction in dna storage," *Nature Communications*, vol. 14, no. 1, p. 628, 2023.
- [30] B. Hamoum, A. Ezzeddine, and E. Dupraz, "Synchronization algorithms from high-rate ldpc codes for dna data storage," in *2023 24th International Conference on Digital Signal Processing (DSP)*. IEEE, 2023, pp. 1–5.
- [31] S. Kas Hanna and S. El Rouayheb, "Guess & check codes for deletions and synchronization," in *2017 IEEE International Symposium on Information Theory (ISIT)*, 2017, pp. 2693–2697.
- [32] G. C. Clark Jr and J. B. Cain, *Error-correction coding for digital communications*. Applications of Communications Theory. New York: Plenum Press, 1981.
- [33] T. K. Moon, *Error correction coding: mathematical methods and algorithms*. John Wiley & Sons, 2020.
- [34] N. Chen and Z. Yan, "Complexity analysis of reed-solomon decoding over $GF(2^m)$ without using syndromes," *EURASIP Journal on Wireless Communications and Networking*, vol. 2008, pp. 1–11, 2008.
- [35] S. Kas Hanna and S. El Rouayheb, "Codes for correcting localized deletions," *IEEE Transactions on Information Theory*, vol. 67, no. 4, pp. 2206–2216, 2021.
- [36] R. Bitar, S. Kas Hanna, N. Polyanskii, and I. Vorobyev, "Optimal codes correcting localized deletions," in *2021 IEEE International Symposium on Information Theory (ISIT)*. IEEE, 2021, pp. 1991–1996.
- [37] S. Kas Hanna, "Matlab implementation of GC+ code," <https://github.com/sergekashanna/GCPlus>, 2024.
- [38] The MathWorks Inc., "Communications Toolbox (R2023b)," Natick, Massachusetts, United States, 2023. [Online]. Available: <https://mathworks.com/products/communications.html>
- [39] H. Zhang, "pyHEDGES: Python implementation of HEDGES code," <https://github.com/HaolingZHANG/pyHEDGES>, 2022.
- [40] G. Ma, X. Jiao, J. Mu, Y.-C. He, and H. Han, "Maximum-likelihood deletion error location for decoding marker guess & check codes," *IEEE Communications Letters*, vol. 25, no. 8, pp. 2497–2501, 2021.
- [41] S. Kas Hanna and S. El Rouayheb, "Guess & check codes for deletions, insertions, and synchronization," *IEEE Transactions on Information Theory*, vol. 65, no. 1, pp. 3–15, Jan 2019.
- [42] R. L. Graham, *Concrete mathematics: a foundation for computer science*. Pearson Education India, 1994.

APPENDIX

PROOF OF LEMMA 1

To prove Lemma 1, we count the number of solution vectors $\delta = (\delta_1, \delta_2, \dots, \delta_{N'}) \in \mathbb{Z}^{N'}$ satisfying the equation

$$\delta_1 + \delta_2 + \dots + \delta_{N'} = \Delta, \quad (2)$$

subject to the constraints $\|\delta\|_0 \leq c_1$, and $\|\delta\|_1 \leq |\Delta| + 2\lambda$, where $\Delta \in \mathbb{Z}$, $c_1 \in \mathbb{N}$, and $\lambda \in \mathbb{N}$. Due to the symmetry of the counting problem with respect to Δ , we have

$|\mathcal{P}_2(\Delta, N', c_1, \lambda)| = |\mathcal{P}_2(-\Delta, N', c_1, \lambda)|$. Hence, without loss of generality, we assume that $\Delta \geq 0$.

The condition $\|\delta\|_0 \leq c_1$ restricts the number of non-zero elements in any solution vector δ to a maximum of c_1 . Let $i_1 \in \{0, 1, \dots, c_1\}$ be the number of non-zero elements in $\delta = (\delta_1, \delta_2, \dots, \delta_{N'})$. For a given i_1 , there are $\binom{N'}{i_1}$ choices for selecting the indices of the non-zero elements.

The condition $\|\delta\|_1 \leq |\Delta| + 2\lambda$, combined with (2), limits the sum of the negative elements in any solution vector δ to a minimum value of $-\lambda$. To prove this claim, assume for the sake of contradiction that there exists a solution vector δ such that $\sum_{i:\delta_i < 0} \delta_i < -\lambda$. Then, we have

$$\|\delta\|_1 = \sum_{i:\delta_i \geq 0} |\delta_i| + \sum_{i:\delta_i < 0} |\delta_i|, \quad (3)$$

$$= \sum_{i:\delta_i \geq 0} \delta_i - \sum_{i:\delta_i < 0} \delta_i, \quad (4)$$

$$= \Delta - 2 \sum_{i:\delta_i < 0} \delta_i, \quad (5)$$

$$> \Delta + 2\lambda, \quad (6)$$

where (5) follows from (2), and (6) follows from the assumption. The inequality in (6) violates the condition $\|\delta\|_1 \leq |\Delta| + 2\lambda$, thereby proving the claim by contradiction. Furthermore, since the sum of the negative elements is at least $-\lambda$, it also follows that the number of negative elements in any solution vector δ is at most λ .

Let $i_2 \in \{0, 1, \dots, \lambda\}$ be the number of negative elements in a given solution vector δ among the i_1 non-zero elements. For given values of i_1 and i_2 , there are $\binom{i_1}{i_2}$ choices for selecting the indices of the negative elements. Let $i_3 \in \{-\lambda, -\lambda + 1, \dots, 0\}$ be the sum of these i_2 negative elements. Next, for given values of i_1 , i_2 , and i_3 , we count the number of solutions of the following two equations:

$$\sum_{i:\delta_i < 0} \delta_i = i_3, \quad (7)$$

$$\sum_{i:\delta_i > 0} \delta_i = \Delta - i_3, \quad (8)$$

where $|\{i : \delta_i < 0\}| = i_2$ and $|\{i : \delta_i > 0\}| = i_1 - i_2$. The number of solutions of (8) corresponds to the number of integer compositions of $\Delta - i_3$ into $i_1 - i_2$ parts, which is given by $\binom{\Delta - i_3 - 1}{i_1 - i_2 - 1}$ [42]. Similarly, since i_3 and all the summands in (7) are negative, the number of solutions of (7) is equivalent to the number of integer compositions of $-i_3$ into i_2 parts, given by $\binom{-i_3 - 1}{i_2 - 1}$.

To finalize the proof, we multiply all possible combinations and sum over all values of i_1 , i_2 , and i_3 to obtain

$$|\mathcal{P}_2| = \sum_{i_1=0}^{c_1} \sum_{i_2=0}^{\lambda} \sum_{i_3=-\lambda}^0 \binom{N'}{i_1} \binom{i_1}{i_2} \binom{-i_3 - 1}{i_2 - 1} \binom{\Delta - i_3 - 1}{i_1 - i_2 - 1}, \quad (9)$$

for $\Delta \geq 0$. The expression in Lemma 1 follows immediately from (9) by applying symmetry with respect to Δ and a simple variable transformation for i_3 .