

# Trees and co-trees in planar 3-connected planar graphs

## An easier proof via Schnyder woods

Christian Ortlieb  
Institute of Computer Science  
University of Rostock\*

Jens M. Schmidt  
Institute of Computer Science  
University of Rostock\*

February 5, 2024

### Abstract

Let  $G$  be a 3-connected planar graph. Define the co-tree of a spanning tree  $T$  of  $G$  as the graph induced by the dual edges of  $E(G) - E(T)$ . The well-known cut-cycle duality implies that the co-tree is itself a tree. Let a  $k$ -tree be a spanning tree with maximum degree  $k$ .

In 1970, Grünbaum conjectured that every 3-connected planar graph contains a 3-tree whose co-tree is also a 3-tree. In 2014, Biedl [4] showed that every such graph contains a 5-tree whose co-tree is a 5-tree. In this paper, we present an easier proof of Biedl's result using Schnyder woods.

## 1 Preliminaries

We use standard graph notation. The graphs  $G$  we consider in this paper are simple, planar, 3-connected and come with a fixed embedding into the plane, that is,  $G$  is plane.

We use the definition of Schnyder woods as given by Felsner [7]. The *suspension*  $G^\sigma$  of  $G$  is obtained by choosing three different vertices  $r_1$ ,  $r_2$  and  $r_3$  that appear in clockwise order on the outer face and by adding adjacent to each of those vertices a half-edge which reaches into the outer face. With a little abuse of notation, we define a *half-edge* as an arc starting at a vertex but with no defined end vertex. The special vertices  $r_1$ ,  $r_2$  and  $r_3$  are called *roots*.

**Definition 1.** Given a suspension  $G^\sigma$ , a *Schnyder wood* rooted at  $r_1$ ,  $r_2$  and  $r_3$  is an orientation and coloring of the edges with colors 1, 2 and 3 satisfying the following conditions. Indices indicating colors are modulo 3. This means that e.g.  $3 + 1 \equiv 1$ .

- (i) Every edge is either oriented in one direction (unidirected edge) or in both directions (bidirected edge). Every edge receives a distinct color for every direction. So unidirected edges receive one color and bidirected edges two different colors.

---

\*This research is supported by the grant SCHM 3186/2-1 (401348462) from the Deutsche Forschungsgemeinschaft (DFG, German Research Foundation).

- (ii) For every  $i \in \{1, 2, 3\}$  the half-edge at  $r_i$  is directed away from  $r_i$  and colored  $i$ .
- (iii) For every vertex  $v$  and every color  $i \in \{1, 2, 3\}$  there is exactly one incident outgoing (half-)edge of color  $i$ . The outgoing edges  $e_1, e_2$  and  $e_3$  of  $v$  in colors 1, 2 and 3, respectively, occur clockwise around  $v$ . The incoming edges of  $v$  in color  $i$  are in the clockwise sector from  $e_{i+1}$  to  $e_{i-1}$ .
- (iv) No interior face has a boundary which is a directed cycle in one color.

See Figure 1 and 2 for illustration. For ease of notation we define a Schnyder wood of  $G$  to be a Schnyder wood of a suspension of  $G$ . Throughout the paper we use red, green and blue synonymously for color 1, 2 and 3, respectively. Denote by  $T_i$  the directed graph induced by the (uni- and bidirected) edges that have color  $i$ .  $T_1, T_2$  and  $T_3$  are called the *trees* of the Schnyder wood.

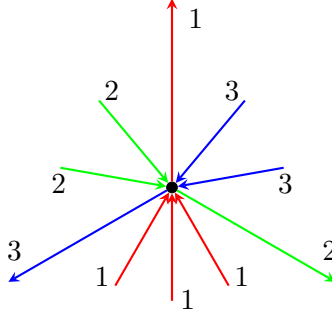


Figure 1: Example for Condition (iii) at a vertex in a Schnyder wood. The incoming edges in color  $i$  are in the clockwise sector between the outgoing edge in color  $i + 1$  and the outgoing edge in color  $i - 1$ .

The following properties of Schnyder woods are used in this paper.

**Lemma 2** (Felsner [6]). *Every 3-connected plane graph has a Schnyder wood.*

**Dual Schnyder Woods.** Let  $G$  be a 3-connected plane graph. Any Schnyder wood of  $G^\sigma$  induces a Schnyder wood of a slightly modified planar dual of  $G^\sigma$  in the following way [5, 8] (see [10, p. 30] for an earlier variant of this result given without proof). As common for plane duality, we will use the plane dual operator  $*$  to switch between primal and dual objects (also on sets of objects).

Extend the three half-edges of  $G^\sigma$  to non-crossing infinite rays and consider the planar dual of this plane graph. Since the infinite rays partition the outer face  $f$  of  $G$  into three parts, this dual contains a triangle with vertices  $b_1, b_2$  and  $b_3$  instead of the outer face vertex  $f^*$  such that  $b_i^*$  is not incident to  $r_i$  for every  $i$  (see Figure 3). Let the *suspended dual*  $G^{\sigma*}$  of  $G$  be the graph obtained from this dual by adding at each vertex of  $\{b_1, b_2, b_3\}$  a half-edge pointing into the outer face.

Consider the superposition of  $G^\sigma$  and its suspended dual  $G^{\sigma*}$  such that exactly the primal dual pairs of edges cross (here, for every  $1 \leq i \leq 3$ , the half-edge at  $r_i$  crosses the dual edge  $b_{i-1}b_{i+1}$ ).

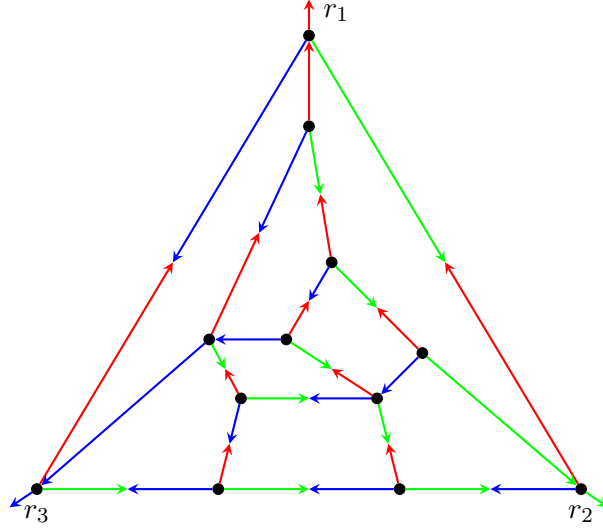


Figure 2: A Schnyder wood of the suspension of a 3-connected planar graph.

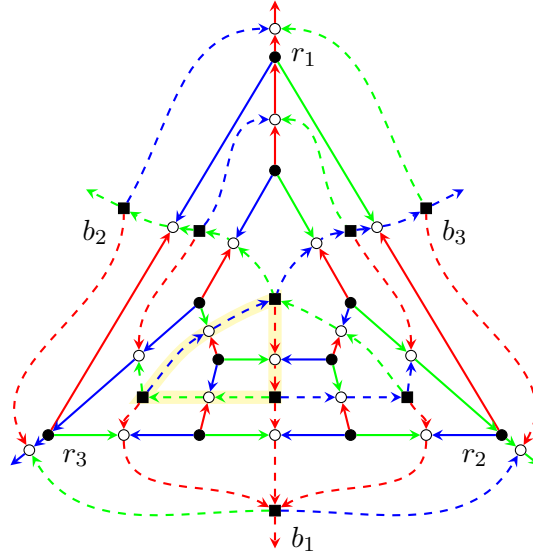


Figure 3: The completion of  $G$  obtained by superimposing  $G^\sigma$  and its suspended dual  $G^{\sigma^*}$  (the latter depicted with dashed edges). The primal Schnyder wood is not the minimal element of the lattice of Schnyder woods of  $G$ , as this completion contains a clockwise directed cycle (marked in yellow).

**Definition 3.** For any Schnyder wood  $S$  of  $G^\sigma$ , define the orientation and coloring  $S^*$  of the suspended dual  $G^{\sigma^*}$  as follows (see Figure 3):

- (i) For every unidirected  $(i - 1)$ -colored edge or half-edge  $e$  of  $G^\sigma$ , color  $e^*$  with the two colors  $i$  and  $i + 1$  such that  $e$  points to the right of the  $i$ -colored direction.

- (ii) Vice versa, for every  $i$ -( $i + 1$ )-colored edge  $e$  of  $G^\sigma$ ,  $(i - 1)$ -color  $e^*$  unidirected such that  $e^*$  points to the right of the  $i$ -colored direction.
- (iii) For every color  $i$ , make the half-edge at  $b_i$  unidirected, outgoing and  $i$ -colored.

The following lemma states that  $S^*$  is indeed a Schnyder wood of the suspended dual. By Definition 3(iii), the vertices  $b_1$ ,  $b_2$  and  $b_3$  are the roots of  $S^*$ .

**Lemma 4** ([9][8, Prop. 3]). *For every Schnyder wood  $S$  of  $G^\sigma$ ,  $S^*$  is a Schnyder wood of  $G^{\sigma^*}$ .*

Since  $S^{**} = S$ , Lemma 4 gives a bijection between the Schnyder woods of  $G^\sigma$  and the ones of  $G^{\sigma^*}$ . Let the *completion*  $\tilde{G}$  of  $G$  be the plane graph obtained from the superposition of  $G^\sigma$  and  $G^{\sigma^*}$  by subdividing each pair of crossing (half-)edges with a new vertex, which we call a *crossing vertex* (see Figure 3). The completion has six half-edges pointing into its outer face.

Any Schnyder wood  $S$  of  $G^\sigma$  implies the following natural orientation and coloring  $\tilde{G}_S$  of its completion  $\tilde{G}$ . Let  $vw \in E(G^\sigma) \cup E(G^{\sigma^*})$ , let  $z$  be the crossing vertex of  $G^\sigma$  that subdivides  $vw$  and consider the coloring of  $vw$  in either  $S$  or  $S^*$ . If  $vw$  is outgoing of  $v$  and  $i$ -colored, we direct  $vz \in E(\tilde{G})$  toward  $z$  and  $i$ -color it (and do the same for all other vertices than  $v$ ). In the remaining case that  $vw$  is unidirected, incoming in  $v$  and  $i$ -colored, we direct  $zv \in E(\tilde{G})$  toward  $v$  and  $i$ -color it. The three half-edges of  $G^{\sigma^*}$  inherit the orientation and coloring of  $S^*$  for  $\tilde{G}_S$ . By Definition 3, the construction of  $\tilde{G}_S$  implies immediately the following corollary.

**Corollary 5.** *Every crossing vertex of  $\tilde{G}_S$  has one outgoing edge and three incoming edges and the latter are colored 1, 2 and 3 in counterclockwise direction.*

### Ordered Path Partitions.

**Definition 6.** An *ordered path partition*  $\mathcal{P} = (P_0, \dots, P_s)$  of an  $\{r_1, r_2, r_3\}$ -internally 3-connected plane graph  $G$  with *base-pair*  $(r_j, r_{j+1})$ ,  $j \in \{1, 2, 3\}$  is an ordered partition of  $V(G)$  into the vertex sets of paths such that the following holds for every  $k \in \{1, \dots, s-1\}$ , where  $V_k := \bigcup_{q=0}^k V(P_q)$ .

- (i)  $P_0$  consists of the vertices of the counterclockwise path from  $r_{j+1}$  to  $r_j$  on the outer face boundary, and  $P_s = \{r_{j+2}\}$ .
- (ii) Each vertex in  $P_k$  has a neighbor in  $V(G) \setminus V_k$ .
- (iii)  $G[V_k] \cup \{r_{j+1}r_j\}$  is 2-connected.
- (iv) Each vertex in  $V_k$  has at most one neighbor in  $P_{k+1}$ .

As proven in [3, Theorem 5] and [2, Lemma 4], the vertex sets of the inclusion-wise maximal  $j$ -( $j + 1$ )-colored paths of any Schnyder wood  $S$  of a suspension  $G^\sigma$ ,  $j \in \{1, 2, 3\}$  form an ordered path partition of  $G$  with base pair  $(r_j, r_{j+1})$ ; we call this special ordered path partition *compatible* with  $S$  and denote it by  $\mathcal{P}^{j,j+1}$ .

For an ordered path partition  $\mathcal{P}^{j,j+1}$  of  $G^\sigma$ , every  $P_k \in \mathcal{P}^{j,j+1}$  induces a path in  $G$  by Definitions 1, 6(ii) and 6(iv); we therefore call the equivalence classes of an ordered path partition *paths*. By 6(i) and 6(ii),  $G$  contains for every  $k$  and every vertex  $v \in P_k$  a path from  $v$  to  $r_{j+2}$  that intersects  $V_k$  only in  $v$ . Since  $G$  is plane, this implies that every path  $P_k$  is embedded into the outer face of  $G[V_{k-1}]$  for every  $1 \leq k \leq s$ .

## 2 Our alternative proof

In this section, we give an easier proof of Biedl's theorem using Schnyder woods. Essentially, we use Schnyder woods in order to define the candidate graph  $H$  and show that  $H$  meets the statements of Lemma 3, 4 and 5 of Biedl's [4] proof. This allows for an easier and more standard notation. Also, we are able to use some standard properties of Schnyder woods, making the proof easier to understand.

Observe that  $G^{\sigma^*}$  is not equal to  $G^*$ . But as they only differ by the dual vertex in the outer face of  $G$  and the root vertices in the unbounded regions of  $G^\sigma$ , we freely switch from  $G^{\sigma^*}$  to  $G^*$  by identifying the three roots. Indeed the following properties are easily shown to hold for the dual vertex in the outer face of  $G$ .

**Definition 7.** Let  $G$  be a 3-connected plane graph,  $S$  be a Schnyder wood and  $\mathcal{P}^{2,3} = (P_0, \dots, P_s)$  be the compatible ordered path partition formed by the maximal 2-3-colored paths. For a path  $P_i$  define the *parent path* to be a path  $P_j$  with  $j < i$  maximal such that there is an edge connecting  $P_i$  and  $P_j$ . Define the *parent edge* of  $P_i$  to be an edge connecting it to its parent path. If there is more than one edge connecting  $P_i$  to its parent path just choose one.

**Definition 8.** For a 3-connected plane graph  $G$  and a fixed Schnyder wood define the subgraph  $H(G)$  as follows. Let  $V(H) = V(G)$  and let an edge  $e \in E(G)$  be an edge of  $H(G)$  iff

- (H1)  $e$  is 2-3-colored,
- (H2)  $e$  is the first incoming 3-colored edge at one of its endpoints in clockwise direction,
- (H3)  $e$  is the last incoming 2-colored edge at one of its endpoints in clockwise direction,
- (H4) or  $e$  is a parent edge and colored with color 1.

Observe that  $H$  contains all bidirected edges of  $G$ . By (H1)  $H$  contains all 2-3-colored edges. An edge which is 1-2-colored is in  $E(H)$  by (H3). And an edge with colors 1 and 3 is in  $E(H)$  by (H2).

**Lemma 9.**  $H$  has maximum degree 5.

*Proof.* Every vertex  $v$  has at most three outgoing edges. Also there is at most one parent edge of  $v$  which is incoming 1-colored, and rules (H2) and (H3) add at most one edge each. So  $\deg_H(v) \leq 6$  for all vertices  $v \in V(H)$ . Assume, for the sake of contradiction, that there is a vertex  $v$  with  $\deg_H(v) = 6$ . Consider the incoming edges of  $v$  added by rule (H2) and

(H3) and the outgoing edge of  $v$  added by (H4). Assume that at  $v$  (H2) adds edge  $vv_r$ , (H3) adds  $vv_l$  and (H4) adds  $vv_m$ . Since  $\deg_H(v) = 6$ , those edges are pairwise distinct.

Let  $\mathcal{P}^{2,3} = (P_0, \dots, P_s)$  be the compatible ordered path partition formed by the maximal 2-3-colored paths. For a vertex  $v \in P_i$  define  $i$  to be the *index* of  $v$ . Observe that by [1] on a 1-colored edge the index of its head is larger than the index of its tail (head and tail here with respect to color 1, the edge might also have two colors.). Also, if an edge has only color 2 or 3 the index of its head is smaller than the index of its tail. And if an edge is 2-3-colored the indices of the endpoints are equal. Let  $v \in P_i$ ,  $v_l \in P_j$ ,  $v_m \in P_k$  and  $v_r \in P_s$ . Since  $vv_l$  is the last incoming 2-colored edge,  $vv_m$  is outgoing 1-colored and  $vv_r$  is the first incoming 3-colored edge, they are all unidirected and occur in this clockwise order around  $v$  starting with  $vv_l$ . Let  $f$  be the face that has  $v_rv$  and  $v_mv$  on its boundary. By [5][Lemma 12], there exists a path from  $v_r$  to  $P_k$  along the boundary of  $f$  that consists of 1-3-colored edges and an edge which is either unidirected 1-colored, unidirected 2-colored or 1-2-colored. Those edges are such that color 3 and 2 are directed towards  $v_r$  and color 1 is directed towards  $P_k$ . As  $r > i$  and this path is non-decreasing in index,  $vv_m$  is not a parent edge, a contradiction. So  $v$  has degree at most 5.  $\square$

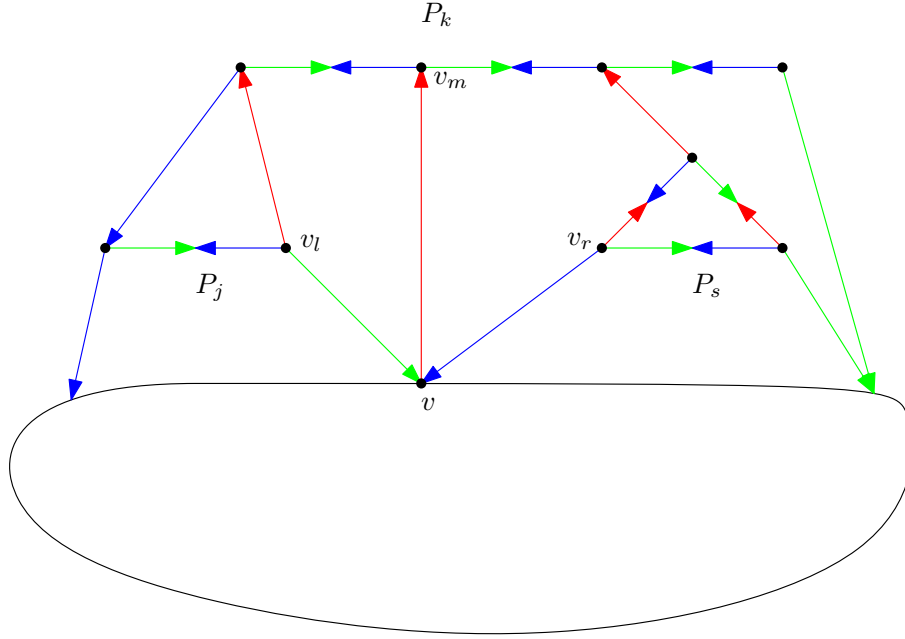


Figure 4: Illustration for the proof of Lemma 9.

**Lemma 10.** *Let  $e \in E(G) \setminus E(H(G))$ . Then the dual edge  $e^*$  belongs to  $E(H(G^*))$ .*

*Proof.* Since all bidirected edges of  $G$  are in  $H$ ,  $e$  is unidirected. By Corollary 5,  $e^*$  is bidirected and hence  $e^* \in E(H(G^*))$ .  $\square$

**Lemma 11.** *Let  $C$  be a cycle in  $H(G)$ . Then there exists an edge  $e \in C$  such that  $e^* \in E(H(G^*))$ .*

*Proof.* If there is an edge  $e \in C$  which has only one color then  $e^*$  is bidirected and hence  $e^* \in E(H(G^*))$ . So let  $C$  be a cycle which has only bidirected edges. Let  $\mathcal{P}^{2,3} = (P_0, \dots, P_s)$  be the compatible ordered path partition formed by the maximal 2-3-colored paths.

Let  $P$  be the maximum path in  $C$  such that  $P \subseteq P_i$  with  $i = \min\{i \mid P_i \cap C \neq \emptyset\}$ . Thus we call  $P$  *index minimal*. Let  $P = v_1 \dots v_k$  such that  $P$  starts at  $v_1$  with an edge outgoing in color 2 and incoming in color 3 and continues in counterclockwise direction (using only 2-3-colored edges) around  $C$  ending at  $v_k$ . It is impossible that  $P$  contains only one vertex, as the two outgoing edges of such a vertex in color 2 and 3 would then not be in  $C$  by index-minimality, and hence the two edges in  $C$  cannot both have two colors. So we always have  $v_1 \neq v_k$ . Let  $v_0$  ( $v_{k+1}$ ) be the clockwise (counterclockwise) neighbor of  $v_1$  ( $v_k$ ) on  $C$ .

Since  $P$  is index minimal,  $v_0v_1$  is not outgoing 3-colored at  $v_1$  and  $v_kv_{k+1}$  is not outgoing 2-colored at  $v_k$ .

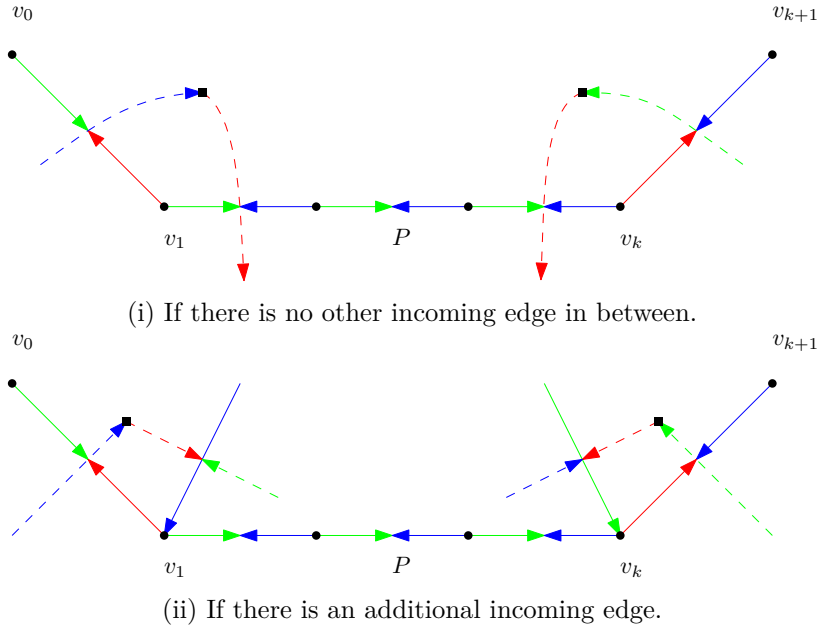


Figure 5: The two possibilities discussed in Case 1 and 2.

**Case 1:**  $v_0v_1$  is 1-2-colored. Then  $(v_0v_1)^*$  is the first incoming 3-colored edge of its head in clockwise direction and hence in  $E(H(G^*))$ . See Figure 5 for an illustration.

**Case 2:**  $v_kv_{k+1}$  is 1-3-colored. Similarly to Case 1 we see that  $(v_kv_{k+1})^*$  is the last incoming 2-colored edge of its head in clockwise direction and hence in  $E(H(G^*))$ . See Figure 5 for an illustration.

**Case 3:** If we are neither in Case 1 nor 2 we have that  $v_0v_1$  is 1-3-colored and  $v_kv_{k+1}$  is 1-2-colored. If the clockwise next edge  $e$  around  $v_k$  after  $v_kv_{k+1}$  is incoming 3-colored, then  $(v_kv_{k+1})^*$  satisfies (H2) at its head, see Figure 6. Observe that  $e$  which is incoming 3-colored at  $v_k$  is either undirected or 2-3-colored. Similarly, we see that if

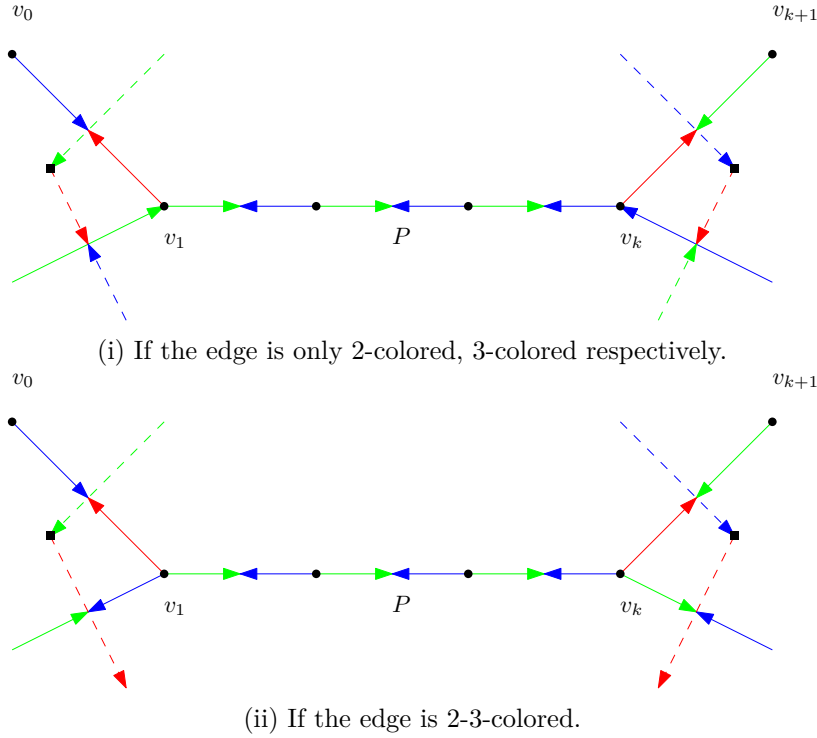


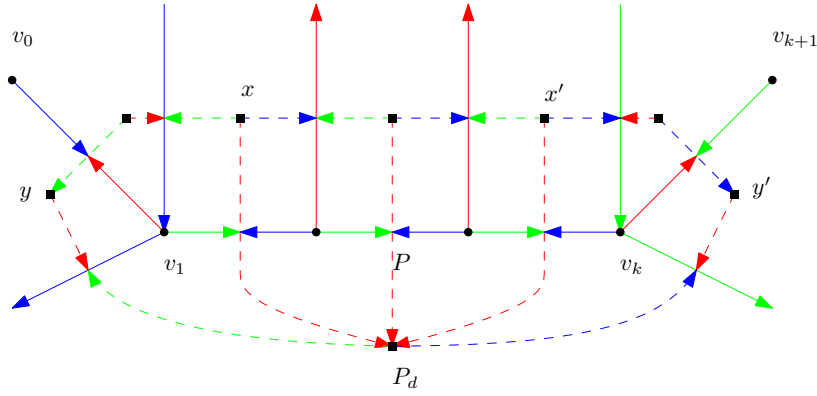
Figure 6: Two possibilities discussed in Case 3.

the counterclockwise next edge around  $v_1$  after  $v_0v_1$  is incoming 2-colored,  $(v_0v_1)^*$  satisfies (H3) at its head, see also Figure 6. So assume that neither is the case. We prove that there is an edge of  $P$  whose 1-colored dual edge is a parent edge and thus in  $E(H(G^*))$  by (H4). Consider Figure 7.

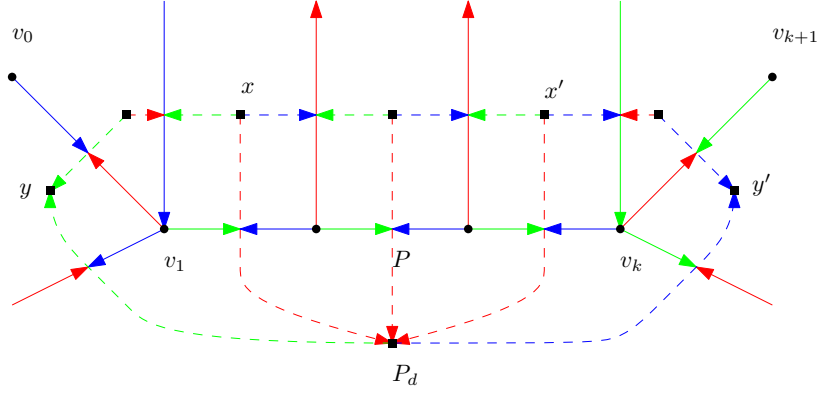
Let  $f$  be the face incident to  $v_1$  and counterclockwise of  $v_1v_2$  and let  $x := f^*$  be its dual vertex. Let  $y$  be the dual vertex such that  $(v_0v_1)^*$  is incoming 2-colored at  $y$  and let  $y'$  be the dual vertex such that  $(v_kv_{k+1})^*$  is incoming 3-colored at  $y'$ . Define  $P_d$  to be the path in the dual ordered path partition given by the maximal 2-3-colored paths such that  $(v_1v_2)^*, \dots, (v_{k-1}v_k)^*$  are incoming 1-colored at vertices of  $P_d$ . See Figure 6 for illustration.

Consider the path in  $G^*$  from  $y$  to  $x$  that is incident to the face  $v_1^*$  in clockwise direction. This path starts with an incoming 2-colored edge at  $y$ , and may contain further edges that are 1-2-colored such that color 1 points towards  $x$ , as the corresponding primal edges incident to  $v_1$  have only color 3. By the indexing properties of edges in color 1 and 2, the index of the dual ordered path partition (with maximal 2-3-colored paths) along this path increases; in particular, the index of  $x$  is larger than the index of  $y$ . Hence, in the dual ordered path partition, the edge from  $y$  to  $P_d$  is not a parent edge, as  $x$  has a larger index than  $y$  (which is still lower than the index of  $P_d$ ). A symmetric argument implies that the edge from  $y'$  to  $P_d$  is not a parent edge, and since all other incident edges of  $P_d$  lead to larger indices, only the dual edge of one





(i) If the edge incident to  $v_1$  is only 3-colored and the edge incident to  $v_j$  is only 2-colored.



(ii) If the edge is 1-3-colored, 1-2-colored.

Figure 7: Case 3 such that the bottom edges on the very left and right hand side are outgoing 3-colored and 2-colored, respectively. In general, more than one incoming 1-colored edge at  $v_1$  and  $v_k$  may occur.

of the edges of  $P$  may be a parent edge. Such an edge is in  $E(H(G^*))$ .

□

The main theorem follows by combining Lemmas 9, 10 and 11.

**Theorem 12** (Biedl [4]). *Every 3-connected plane graph has a spanning tree  $T$  such that  $T$  and its co-tree both have maximum degree 5.*

*Proof.* Our graph  $H$  has the same properties (Lemmas 9, 10, 11) as the graph Biedl uses. So we can use straight away the proof of Biedl [4, Theorem 3] replacing her graph  $H$  with our graph  $H$ . □

## References

- [1] Alam, M.J., Evans, W., Kobourov, S.G., Pupyrev, S., Toeniskoetter, J., Ueckerdt, T.: Contact representations of graphs in 3D. In: Proceedings of the 14th International Symposium on Algorithms and Data Structures (WADS'15). Lecture Notes in Computer Science, vol. 9214, pp. 14–27 (2015). [https://doi.org/10.1007/978-3-319-21840-3\\_2](https://doi.org/10.1007/978-3-319-21840-3_2)
- [2] Alam, M.J., Evans, W., Kobourov, S.G., Pupyrev, S., Toeniskoetter, J., Ueckerdt, T.: Contact representations of graphs in 3d (2015), <https://arxiv.org/abs/1501.00304>
- [3] Badent, M., Brandes, U., Cornelsen, S.: More canonical ordering. J. Graph Algorithms Appl. **15**(1), 97–126 (2011). <https://doi.org/10.7155/jgaa.00219>
- [4] Biedl, T.: Trees and co-trees with bounded degrees in planar 3-connected graphs. In: Algorithm theory—SWAT 2014, Lecture Notes in Comput. Sci., vol. 8503, pp. 62–73. Springer, Cham (2014). [https://doi.org/10.1007/978-3-319-08404-6\\_6](https://doi.org/10.1007/978-3-319-08404-6_6)
- [5] Di Battista, G., Tamassia, R., Vismara, L.: Output-sensitive reporting of disjoint paths. Algorithmica **23**(4), 302–340 (1999). <https://doi.org/10.1007/PL00009264>
- [6] Felsner, S.: Convex drawings of planar graphs and the order dimension of 3-polytopes. Order **18**(1), 19–37 (2001). <https://doi.org/10.1023/A:1010604726900>
- [7] Felsner, S.: Geometric graphs and arrangements. Advanced Lectures in Mathematics, Friedr. Vieweg & Sohn, Wiesbaden (2004). <https://doi.org/10.1007/978-3-322-80303-0>, some chapters from combinatorial geometry
- [8] Felsner, S.: Lattice structures from planar graphs. Electron. J. Combin. **11**(1), Research Paper 15, 24 (2004), [http://www.combinatorics.org/Volume\\_11/Abstracts/v11i1r15.html](http://www.combinatorics.org/Volume_11/Abstracts/v11i1r15.html)
- [9] Kant, G.: Drawing planar graphs using the lmc-ordering. In: Proceedings of the 33rd Annual Symposium on Foundations of Computer Science (FOCS'92). pp. 101–110 (1992). <https://doi.org/10.1109/SFCS.1992.267814>
- [10] Kant, G.: Drawing planar graphs using the canonical ordering. Algorithmica **16**(1), 4–32 (1996), <http://dx.doi.org/10.1007/BF02086606>