

Health-LLM: Personalized Retrieval-Augmented Disease Prediction Model

Mingyu Jin^{1*}, Qinkai Yu^{2*}, Chong Zhang², Dong Shu³, Suiyuan Zhu⁴,
Mengnan Du⁵, Yongfeng Zhang¹, Yanda Meng²

¹ Rutgers University, ² University of Liverpool, ³ Northwestern University,
⁴ New York University, ⁵ New Jersey Institute of Technology

Abstract

Artificial intelligence (AI) in healthcare has significantly advanced intelligent medical treatment. However, traditional intelligent healthcare is limited by static data and unified standards, preventing full integration with individual situations and other challenges. Hence, a more professional and detailed intelligent healthcare method is needed for development. To this end, we propose an innovative framework named Health-LLM, which combines large-scale feature extraction and medical knowledge trade-off scoring. Compared to traditional health management methods, our approach has three main advantages. First, our method integrates health reports into a large model to provide detailed task information. Second, professional medical expertise is used to adjust the weighted scores of health characteristics. Third, we use a semi-automated feature extraction framework to enhance the analytical power of language models and incorporate expert insights to improve the accuracy of disease prediction. We have conducted disease prediction experiments on a large number of health reports to assess the effectiveness of Health-LLM. The results of the experiments indicate that the proposed method surpasses traditional methods and has the potential to revolutionize disease prediction and personalized health management.

1 Introduction

The integration of AI into healthcare, notably through large language models (LLMs) such as GPT-3.5 (Rasmy et al., 2021) and GPT-4 (Achiam et al., 2023), has reshaped the field of health management. Recent studies highlight the crucial role of LLM in the use of machine learning to improve healthcare outcomes (Biswas, 2023; Singhal et al., 2022). Our focus lies on the Clinical Prediction with Large Language Models (CPLLM) approach (Shoham and Rappoport, 2023), which showcases the superior predictive capabilities of LLMs fine-




Figure 1: The overview of Health-LLM. A user presents their medical report to Health-LLM, an advanced AI health system. Health-LLM uses its algorithms to provide predictive insights and personalized health recommendations based on the data.

tuned on clinical data. Additionally, the COAD framework (Wang et al., 2023) addresses issues in previous automatic diagnosis methods, introducing a collaborative generation approach to mitigate challenges related to mismatches in the symptom sequence. Advancements in AI for healthcare demonstrate a significant shift towards models that handle complex medical data and offer improved precision. These advances are particularly important in addressing mismatches in symptom sequencing. Nonetheless, traditional health management methods often struggle with the constraints imposed by static data and uniform standards, making them ill-equipped to fully meet individual needs (Uddin et al., 2019; López-Martínez et al., 2020; Beam and Kohane, 2018; Ghassemi et al., 2020). The patients' health reports offer a wealth of data, including physiological indicators, lifestyle choices, medical backgrounds, and genetic traits. This information has the potential to predict future health issues and tailor health recommendations, but the difficulty lies in transforming these extensive data into practical insights.

To solve the above dilemma, we propose an innovative framework called **Health-LLM**. The framework can provide users with personalized health recommendations based on their potential health

risks. We leverage data analytics, machine learning and medical knowledge to develop a comprehensive approach to health management that can help predict and prevent future health complications. Specifically, we use the Llama Index (Liu) framework to analyze patient health report information. We then assign different weights and scores to these features by Llama Index which is prepared with professional medical information. We also use automated feature engineer technology to perform iterative optimization to extract important features and stable weights and scores. Finally, we train the XGBoost classification model (Chen and Guestrin, 2016) to make early predictions of disease occurrence, while our framework provides personalized health recommendations to individuals.

The performance of our new framework is compared with other large language models, and the results show its effectiveness. Among them, the accuracy of GPT-4 combined with information retrieval by RAG for disease diagnosis is 0.68, and the F1 score is 0.71, while our framework achieved an accuracy of 0.833 and an F1 score of 0.762, respectively. Our key contributions can be summarized as follows:

- We propose to use LLMs to evaluate health reports with a novel feature extraction method.
- We use the RAG to retrieve knowledge from professional knowledge.
- We employ an automated feature engineering approach to train a classification model XGBoost for final disease prediction.

2 Related Work

2.1 AI for Health Management

AI is revolutionizing healthcare through the use of machine learning and relevant methods to enhance healthcare outcomes. This evolution is significantly driven by the emergence of LLMs, as seen in studies like (Biswas, 2023; Singhal et al., 2022; Rasmy et al., 2021). These models are vital in clinical applications, including disease prediction and diagnosis. The intersection of AI and healthcare has seen notable progress, fueled by the availability of extensive health datasets and the advancement of sophisticated LLMs. Recent research, such as (Wang et al., 2023), demonstrates the immense potential of LLMs in the healthcare sector, where they are used to understand and generate health reports and evaluate various health situations.

A key development in this field is the Clinical Prediction with Large Language Models (CPLLM), which highlights the potential of LLMs fine-tuned on clinical data (Shoham and Rappoport, 2023). CPLLM, using historical diagnosis records, has shown superiority over traditional models such as logistic regression and even advanced models such as Med-BERT in predicting future disease diagnoses. Another significant advancement in AI for health is the COAD framework, which addresses the limitations of previous Transformer-based automatic diagnosis methods (Wang et al., 2023). Earlier models faced challenges due to mismatches in symptom sequences and the influence of symptom order on disease prediction. COAD introduces a disease and symptom collaborative generation framework, aligning sentence-level disease labels with symptom inquiry steps and expanding symptom labels to reduce the order effect. AMIE (Articulate Medical Intelligence Explorer) is a medical knowledge graph created by Google (Tu et al., 2024). It extracts and stores medical knowledge, including information about diseases, symptoms, and treatments. These advancements indicate a trend in AI for health, shifting towards models that effectively manage the complexity and subtleties of medical data. The progress made by CPLLM, COAD and AMIE underscores the transformative impact these technologies can have on healthcare, enhancing precision, efficiency, and personalization in patient care.

In our investigation, we used the GPT-3.5-Turbo model (Rasmy et al., 2021), known for its lower cost and faster speed compared to GPT-4.0 (OpenAI, 2023). Being the most capable in the GPT-3.5 series, this model offers a balance between performance and practicality for healthcare applications.

2.2 Retrieval Augmented Generation

The Retrieval Augmented Generation (RAG) (Lewis et al., 2020) method is a natural language processing model that combines retrieval and generation components to handle knowledge-intensive tasks. The method consists of two stages: Retrieval and Generation. During the retrieval phase, RAG employs the Dense Passage Retrieval (DPR) system to retrieve the most relevant documents from a large-scale document database that answers the input question. The input question is encoded as a vector, which is then compared with the document vectors in the database to locate the most relevant

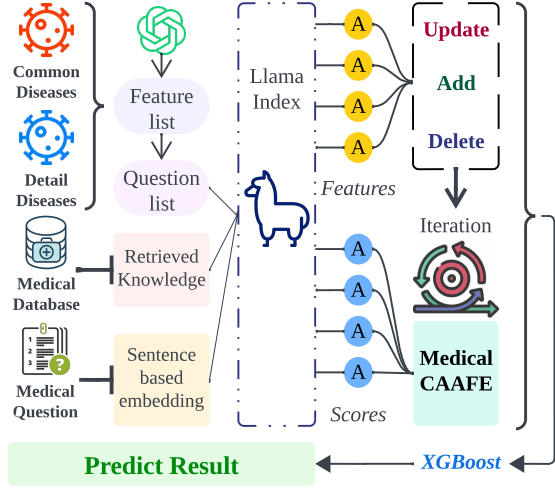


Figure 2: The overall workflow of the Health-LLM: from feature extraction to XGBoost.

documents. The main idea behind this method is to use a large-scale document collection to enhance the generation model’s ability and improve the model’s efficiency in dealing with complex and knowledge-dependent problems.

3 Methodology

We introduce the data preprocessing employed and the feature extraction works combined with RAG in Section 3.1, and in Section 3.2 we introduce our approach of using the Llama index to score the features for training the classification model. Section 3.3 describes our approach of fitting the feature scores using XGBoost to make it as a prediction module for the Health-LLM.

3.1 In-context learning for symptom features generation

In the initial phase of our methodology, we systematically extract symptom features from a range of diseases by harnessing the in-context learning capabilities of advanced large-scale language models. This phase is shown in Figure 3. We prompted the model with a series of examples, such as " disease: cold, symptoms: runny or stuffy nose, sore or tingling throat, cough, sneeze", to teach it the pattern generated by the symptom profile. Leveraging this in-context learning paradigm, our system is ready to efficiently produce symptom descriptors for various diseases in a batch processing mode.

To enhance the precision of this generative process, we integrate a supplementary knowledge base, employing a RAG mechanism for enriched knowl-

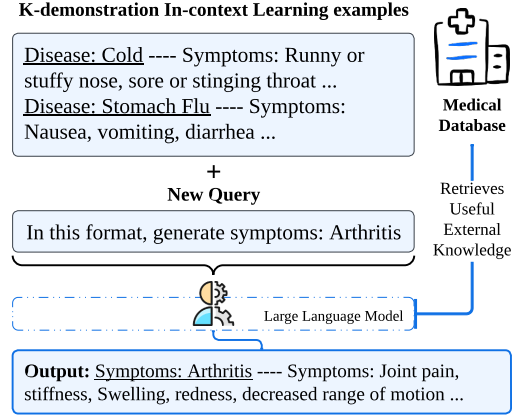


Figure 3: In-context learning workflow of symptom features generation in Health-LLM

edge retrieval. To enhance the precision of this generative process, we integrate a supplementary knowledge base, employing a RAG mechanism for enriched knowledge retrieval. An example is shown in Table 6. Our contextual information for these questions is provided to LLM in embedded form. Through the guidance of system prompts, LLM is asked to answer the questions. When answering questions, large language models actually lack very specialized knowledge in medicine, so our system comes with some expertise in various fields. We utilize advanced Retrieval Augmented Generation technology to synchronize our queries with the knowledge base. Whenever a question is asked, RAG is employed to identify and retrieve the three most relevant pieces of information that are in line with the symptoms mentioned in the question. These selected pieces of information are then extracted and seamlessly integrated to enrich the input prompts for the models.

3.2 Assigning the Score by Llama Index

To integrate LLM models from different sources, we adopt the Llama Index framework (Liu, 2022), which simplifies the integration process, facilitates the call of large models and can be used to ask questions about health reports. This choice of approach allows us to take full advantage of advanced natural language processing models to extract features, a key step in our ability to predict disease and provide health advice. This framework will not only improve the accuracy of predictions but also bring more innovation and improvements to the future of healthcare.

Ask the question using expertise in the appropri-

Table 1: example of one health report we have made by dataset IMCS-21

IMCS-21
-Hello, there is a pain around the navel, I don't know what's going on (female, 29 years old)
-Hello, how long has this situation?
-Two or three days.
-It hurts, and it will not hurt for a while.
.....
.....
-It seemed a bit like a diarrhea. After eating 1 at noon, I wanted to pull it after a while, and I was a little bit pulled.
-You can eat the medicine you said.
-Oh well.

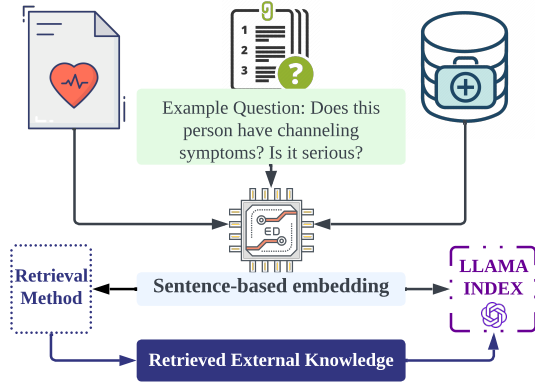


Figure 4: LLM with Information Retrieval for Feature Generation

ate problem domain as a prompt and assign a confidence score to the answer result, ranging from 0 to 1. For example, "Does this person have good sleeping habits? Answer: Sleep: 0.6." which means that he sleeps okay. This score is used as a feature of the classification model. Detailed example is shown in Figure 2. The Llama index serves to streamline document-based QA through a strategic "search-then-synthesize" approach. As shown in Figure 5, the process unfolds as follows: Initially, health report documents are curated and formatted into plain text. These documents are then segmented into smaller manageable text blocks. Each block is processed through a text-embedding interface, transforming it into a vector representation that is subsequently stored within a vector database; here, OpenAI's embeddings can be utilized for this transformation.

When the system poses a question, it is converted into a vector to facilitate a search within the vector database, aiming to identify the most relevant text block(s). The identified text block is then amalgamated with the query to formulate a refined request. This newly crafted request is dispatched to the OpenAI API for processing. For this paper, a list of

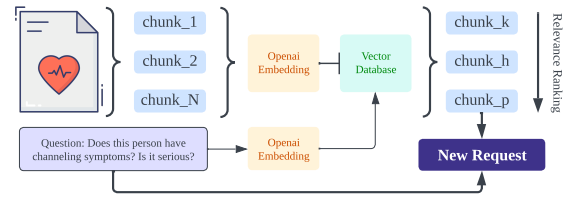


Figure 5: The Workflow of Feature Generation by Llama Index and the theory of Llama Index

152 questions and an area knowledge database was created. The question is generated automatically by symptoms generated by in-context learning. The scores for answering specified questions under the large model supported by professional knowledge will be used as features to enter the downstream machine learning model. For example: Sleep: 0.6, which means that his sleep condition is alright.

3.3 Prediction Model

In our quest to develop a robust disease classification system, we have established a comprehensive framework that encompasses 61 disease labels, ranging from common ailments such as insomnia and indigestion to more complex conditions like endocrine disorders. We fit the features with XGBoost, which allows the XGBoost model to fit the feature scores extracted from the LLama index, and learn the feature representation of each disease under the LLama index. The results of XGBoost fitting in this framework are multiple binary combinations, with "0" indicating no associated disease and "1" indicating an associated disease. In addition, we have also classified certain diseases (e.g., fatty liver) at a finer level of granularity. For example, "0" indicates mild fatty liver and "1" indicates severe fatty liver.

The significance of domain-specific knowledge incorporation has become clear in our quest to improve disease prediction through feature pre-

Table 2: example of Assigning the Score by Llama Index

Assigning the Score by Llama Index
<p>prompt:</p> <p>"Give the answer in Jason format with only one number between 0 and 1 that is: 'score'"</p> <p>"The score number must be a decimals"</p> <p>"This is the rule of answer: 0-0.2 is mild or none, 0.3-0.6 is moderate, and above 0.7 is severe."</p> <p>"This is a patient's medical record. Context information in below"</p> <p>"_____"</p> <p>Does the person described in the case have fever symptoms? Do you think it is serious?</p> <p>"Given the context information, you are a helpful health consultant "</p> <p>"answer the question:"</p>

processing. Addressing this, we use Context-Aware Automated Feature Engineering (CAAFE), which utilizes the prowess of LLMs (Hollmann et al., 2023) to generate features iteratively with semantic relevance informed by the dataset's context. We have evolved from a semi-automated system to a fully automated one. We now use large models to autonomously craft feature and dataset descriptions, thereby streamlining the feature engineering process and enriching our models with contextually meaningful data.

4 Experiments

In this section, we introduce the experiments to evaluate the effectiveness of the proposed Health-LLM framework.

4.1 Dataset Details and Evaluation Metrics

The data set used in our experiments is IMCS-21 (Chen et al., 2023). To the best of our knowledge, IMCS-21 is currently the only dataset on telemedicine consultation in China. The data set contains a total of 4116 annotated samples with 164 731 utterances, which covers 10 pediatric diseases: *bronchitis, fever, diarrhea, upper respiratory infection, dyspepsia, cold, cough, jaundice, constipation* and *bronchopneumonia*. Each dialogue contains an average of 40 utterances, 523 Chinese characters (580 characters if including self-report) and 26 entities. To prevent data leakage, we pre-processed the data by using GPT4 to eliminate content containing specific medical conditions from the data conversations and transformed the conversations into the form of an Electronic Patient Record (EPR). To evaluate the quality of our model prediction, we employ two metrics: ACC(Accuracy), F1(Macro F1-score).

4.2 Comparative Experiment: Health-LLM Diagnostic Test

Our comparative analysis involves two open-source models, GPT-3.5 and GPT-4. Initially, we will deploy these models in a zero-shot setting to diagnose cases. Following this, we will transition to a few-shot context, providing each model with a selection of prior predictions to enhance their diagnostic capabilities. Subsequently, we will integrate supplementary medical knowledge into the larger models to refine their predictions further. The culmination of this process will involve leveraging the dataset we use in Health-LLM to fine-tune LLaMA-2, with the objective of observing the impact on its performance. For extended texts and chapter-level analysis in the traditional method, researchers have introduced a framework known as Hierarchical Attention (Yang et al., 2016) and RoBERT (Liu et al., 2019), which excels in handling multi-classification challenges in case texts. The conventional approach falls short in accurately diagnosing diseases from medical reports, as it lacks the deep text comprehension exhibited by larger models. Additionally, it struggles to encapsulate all the pertinent information within lengthy paragraphs. This approach ranks impressively, coming in just behind advanced models like GPT-4 and fine-tuned Llama2 in terms of performance. Health-LLM achieves SOTA compared to direct inference using other large models.

Here, we arrive at another compelling insight: GPT-4, when provided with a few-shot example, outperforms traditional text classification models. This suggests that GPT is equipped with extensive medical knowledge, which can be effectively harnessed through targeted examples. This is why our feature extraction method is so effective by using LLM.

Table 3: The result of the Health-LLM diagnostic test on the dataset compared with other models.

Models	Accuracy	F1
Pretrain-Bert + XGBoost	0.326	0.303
GPT-3.5(zero-shot)	0.333	0.361
GPT-3.5(few shot)	0.381	0.349
GPT-4(zero-shot)	0.390	0.312
TextCNN	0.437	0.429
GPT-3.5(few shot with information retrieval)	0.451	0.451
Hierarchical Attention	0.495	0.477
Text BiLSTM+Attention	0.512	0.500
RoBERT	0.585	0.543
GPT-4(few shot)	0.620	0.671
GPT-4(few shot with information retrieval)	0.680	0.718
Finetuned-Llama2-7B	0.710	0.593
Finetuned-Llama2-13B	0.730	0.671
Health-LLM	0.833	0.762

4.3 Ablation Study

In this section, we compare our External Medical Knowledge Retrieval and Reach-augmented Generation are used to perform ablation studies, which are used to verify the effectiveness of each structure of our Health-LLM.

4.3.1 Ablation Study on External Medical Knowledge Retrieval

For the ablation experiments, we aim to confirm the impact of External Medical Knowledge retrieval. We carried out experiments on our dataset, consisting of two groups: one with the complete Health-LLM, and the other with Health-LLM, where we removed our professional medical knowledge retrieval. We need to verify whether our retrieval of professional external knowledge can be achieved using only the llama index. Here, our experimental group directly bypassed the RAG process and directly input the extracted features into the Lima-index framework we used to test the necessity of RAG in our Health-LLM. We used these two models to conduct tests. The results are presented in Table 4.

Table 4: The result of Health-LLM diagnostic test on IMCS-21 dataset.

Model	Acc	F1
Health-LLM without Retrieval	0.78	0.714
Health-LLM	0.83	0.762

The experimental results show that we must index professional healthcare data to ensure the accuracy of diagnostic reasoning. Our diagnostic reasoning accuracy has improved significantly in the group with indexed professional healthcare knowl-

edge.

4.3.2 Ablation Study on feature Pre-processing

In these ablation experiments, we aim to confirm if the feature preprocessing has a positive impact on the inference of the entire Health-LLM. We have prepared two sets of experiments, differing only in the original feature used and the feature preprocessed by CAAFE. The results of the experiments are presented in Table 5,

Table 5: The result of Health-LLM diagnostic test

Models	Acc	F1
Health-LLM without CAAFE	0.77	0.721
Health-LLM	0.83	0.762

From the experimental results, we have some necessity to use CAAFE for data set preprocessing, and the experimental results are slightly improved in the three groups of experiments. Therefore, we believe that our data processing and feature extraction with CAAFE is effective, but this link still needs further iteration to achieve a better performance assistance effect.

5 Conclusions and Future Work

In this study, we present a new method that combines large-scale feature extraction, precise scoring of medical knowledge, and machine learning techniques to make better use of patient health reports. Our approach dramatically improves the prediction of potential diseases compared to GPT3.5, GPT4, and finetuning-llama2. Our approach can predict potential future diseases ahead of time and provide customized health advice to individuals. This will lead to significant improvements in the fields of health management, and facilitate the application of large language models in healthcare.

Limitations

In this work, our method shows performance on the IMCS-21 dataset that outperforms other large language models. However, due to the lack of relevant types of such Q&A datasets, the performance of our method on other relevant datasets remains to be verified. Since the dataset only includes *bronchitis*, *fever*, *diarrhea*, *upper respiratory infection*, *dyspepsia*, *cold*, *cough*, *jaundice*, *constipation* and *bronchopneumonia*, the accuracy of predicting less common diseases remains to be verified. Regarding Ethical issues, we do not distinguish the User's identity. If patients use this system, they may face excessive explicit descriptions of the condition, causing some discomfort.

References

- Josh Achiam, Steven Adler, Sandhini Agarwal, Lama Ahmad, Ilge Akkaya, Florencia Leoni Aleman, Diogo Almeida, Janko Altenschmidt, Sam Altman, Shyamal Anadkat, et al. 2023. Gpt-4 technical report. *arXiv preprint arXiv:2303.08774*.
- Andrew L Beam and Isaac S Kohane. 2018. Big data and machine learning in health care. *Jama*, 319(13):1317–1318.
- Som S Biswas. 2023. Role of chat gpt in public health. *Annals of biomedical engineering*, 51(5):868–869.
- Tianqi Chen and Carlos Guestrin. 2016. Xgboost: A scalable tree boosting system. In *Proceedings of the 22nd acm sigkdd international conference on knowledge discovery and data mining*, pages 785–794.
- Wei Chen, Zhiwei Li, Hongyi Fang, Qianyu Yao, Cheng Zhong, Jianye Hao, Qi Zhang, Xuanjing Huang, Jiajie Peng, and Zhongyu Wei. 2023. A benchmark for automatic medical consultation system: frameworks, tasks and datasets. *Bioinformatics*, 39(1):btac817.
- Marzyeh Ghassemi, Tristan Naumann, Peter Schulam, Andrew L Beam, Irene Y Chen, and Rajesh Ranganath. 2020. A review of challenges and opportunities in machine learning for health. *AMIA Summits on Translational Science Proceedings*, 2020:191.
- Noah Hollmann, Samuel Müller, and Frank Hutter. 2023. Gpt for semi-automated data science: Introducing caafe for context-aware automated feature engineering. *arXiv preprint arXiv:2305.03403*.
- Patrick Lewis, Ethan Perez, Aleksandra Piktus, Fabio Petroni, Vladimir Karpukhin, Naman Goyal, Heinrich Küttler, Mike Lewis, Wen-tau Yih, Tim Rocktäschel, et al. 2020. Retrieval-augmented generation for knowledge-intensive nlp tasks. *Advances in Neural Information Processing Systems*, 33:9459–9474.
- Jerry Liu. Llamaindex, 11 2022. URL https://github.com/jerryliu/llama_index. (Cited on page 8).
- Jerry Liu. 2022. *Llamaindex*. . Software.
- Yinhan Liu, Myle Ott, Naman Goyal, Jingfei Du, Mandar Joshi, Danqi Chen, Omer Levy, Mike Lewis, Luke Zettlemoyer, and Veselin Stoyanov. 2019. *Roberta: A robustly optimized bert pretraining approach*.
- Fernando López-Martínez, Edward Rolando Núñez-Valdez, Vicente García-Díaz, and Zoran Bursac. 2020. A case study for a big data and machine learning platform to improve medical decision support in population health management. *Algorithms*, 13(4):102.
- et.al OpenAI. 2023. *Gpt-4 technical report*.
- Laila Rasmy, Yang Xiang, Ziqian Xie, Cui Tao, and Degui Zhi. 2021. Med-bert: pretrained contextualized embeddings on large-scale structured electronic health records for disease prediction. *NPJ digital medicine*, 4(1):86.
- Ofir Ben Shoham and Nadav Rappoport. 2023. *Cpllm: Clinical prediction with large language models*.
- Karan Singhal, Shekoofeh Azizi, Tao Tu, S Sara Mahdavi, Jason Wei, Hyung Won Chung, Nathan Scales, Ajay Tanwani, Heather Cole-Lewis, Stephen Pfohl, et al. 2022. Large language models encode clinical knowledge. *arXiv preprint arXiv:2212.13138*.
- Tao Tu, Anil Palepu, Mike Schaekermann, Khaled Saab, Jan Freyberg, Ryutaro Tanno, Amy Wang, Brenna Li, Mohamed Amin, Nenad Tomasev, et al. 2024. Towards conversational diagnostic ai. *arXiv preprint arXiv:2401.05654*.
- Shahadat Uddin, Arif Khan, Md Ekramul Hossain, and Mohammad Ali Moni. 2019. Comparing different supervised machine learning algorithms for disease prediction. *BMC medical informatics and decision making*, 19(1):1–16.
- Huimin Wang, Wai-Chung Kwan, Kam-Fai Wong, and Yefeng Zheng. 2023. Coad: Automatic diagnosis through symptom and disease collaborative generation. *arXiv preprint arXiv:2307.08290*.
- Zichao Yang, Diyi Yang, Chris Dyer, Xiaodong He, Alex Smola, and Eduard Hovy. 2016. Hierarchical attention networks for document classification. In *Proceedings of the 2016 conference of the North American chapter of the association for computational linguistics: human language technologies*, pages 1480–1489.

Appendix

Table 6: example of one health report we have made by dataset IMCS-21

IMCS-21
<p>-Hello, there is a pain around the navel, I don't know what's going on (female, 29 years old)</p> <p>-Hello, how long has this situation?</p> <p>-Two or three days.</p> <p>-It hurts, and it will not hurt for a while.</p> <p>-Have you used any medicine? Have you ever done?</p> <p>-There is no medication and no examination.</p> <p>-Is the stool normal?</p> <p>-normal.</p> <p>-Are there any other symptoms? Do you want to vomit?</p> <p>-No.</p> <p>-Is it faint pain?</p> <p>-Once appetite, a little bit bloated.</p> <p>-It may be gastrointestinal dysfunction.</p> <p>-Yes, faint pain.</p> <p>-Eat some song Meibing Try.relative.</p> <p>-It felt like a needle was tied, and it was fine for a few seconds.</p> <p>-It feels that the problem is not particularly big.</p> <p>-Try it if you take the medicine I said.</p> <p>-Is there a compound fairy crane grassyitis tablet at home?</p> <p>-This is mainly to treat diarrhea. Don't eat without diarrhea. Oh, alright.</p> <p>-Uh-huh.</p> <p>-Which aspect can cause gastrointestinal function?</p> <p>-It may be that the diet may be a mental factor or the autoimmune system.</p> <p>-It may also be the digestive system or autoimmune system. relative.</p> <p>-OK</p> <p>-Uh-huh.</p> <p>-It seemed a bit like a diarrhea. After eating 1 at noon, I wanted to pull it after a while, and I was a little bit pulled.</p> <p>-You can eat the medicine you said.</p> <p>-Oh well.</p> <p>-Uh-huh.</p>