
EXPLAINING TEXT CLASSIFIERS WITH COUNTERFACTUAL REPRESENTATIONS

Pirmin Lemberger

onpoint

29 rue des Sablons, 75016, Paris (France)
p.lemberger@groupeonepoint.com

Antoine Saillenfest

onpoint

29 rue des Sablons, 75016, Paris (France)
a.saillenfest@groupeonepoint.com

February 2, 2024

ABSTRACT

One well motivated explanation method for classifiers leverages counterfactuals which are hypothetical events identical to real observations in all aspects except for one categorical feature. Constructing such counterfactual poses specific challenges for texts, however, as some attribute values may not necessarily align with plausible real-world events. In this paper we propose a simple method for generating counterfactuals by intervening in the space of text representations which bypasses this limitation. We argue that our interventions are minimally disruptive and that they are theoretically sound as they align with counterfactuals as defined in Pearl’s causal inference framework. To validate our method, we first conduct experiments on a synthetic dataset of counterfactuals, allowing for a direct comparison between classifier predictions based on ground truth counterfactuals—obtained through explicit text interventions—and our counterfactuals, derived through interventions in the representation space. Second, we study a real world scenario where our counterfactuals can be leveraged both for explaining a classifier and for bias mitigation¹.

1 Introduction

Providing an explanation for the predictions made by a text classifier for a particular document is essential in situations where social bias could have detrimental consequences, for example when documents refer to individuals belonging to different social groups. One well motivated explanation method for classifiers leverages counterfactuals which are hypothetical individuals identical to real ones in all aspects except for one categorical feature that is being intervened on (Mothilal et al., 2020). Understanding how a classifier reacts to such fictitious individuals will indeed furnish an explanation for how it uses different pieces of information for its predictions. This approach to explanations has been well investigated in the context of social fairness (Kusner et al., 2017; Garg et al., 2019) but it obviously has a wider scope.

Creating counterfactual (CF) for text documents poses specific challenges when compared to producing CF for tabular data. One of these is related to the fact that it is often by no means obvious how to define a CF text for which the value of some text attribute is modified while everything else is kept unchanged. A number of recent works do, however, propose methods for constructing explicit counterfactuals at the text level in restricted contexts. Zeng et al. (2020) for instance propose to intervene on entities, separated from their context, to provide CF text samples that can be used for improving the generalization of a NER classifier under limited observational samples. Calderon et al. (2022) also intervenes on the text by replacing some domain-specific terms to create coherent counterfactuals also used for data augmentation purposes. Madaan et al. (2021) perform controlled text generation to enforce some user provided label.

In this paper, leveraging insights from recent research on concept erasure (Elazar et al., 2021; Belrose et al., 2023; Shao et al., 2023), we propose a simple method for producing counterfactual representations (CFR) defined as interventions on text representations produced by a generic neural encoder like BERT. A CFR thus implements the alteration of the value of a single protected text attribute. Although the corresponding information is spread over all components of a

¹Our code and data are available at: github.com/toinesayan/counterfactual-representations-for-explanation.

high-dimensional representation we ensure that our interventions are minimally disruptive in a precise sense. More importantly, CFRs can be instantiated even in cases where a corresponding intervention on the text proves impossible. Finally, these CFR moreover turn out to be easy to compute.

Use cases of counterfactuals representations

Our method for creating CFRs for texts can be applied to various use cases. It will however prove especially valuable in scenarios where direct interventions on the texts would either lack meaning or incur excessive costs, whether it’s human labour or using a generative AI service. Explaining why some texts have been classified in an unexpected category is one important use case. Our methods can indeed isolate the role of specific values of a concept in a classifier’s prediction whereas traditional erasure methods only provide an evaluation of the global impact of a concept, typically as an average treatment effect.

The value-by-value analysis we propose will be of particular interest when the fairness of a classifier is at stake because it will reveal precisely which demographic groups are discriminated against. Beyond this explanation use case our CFRs can also serve for counterfactual data augmentation which consists in adding CF to an existing train set. This task is generally performed for OOD generalizability improvement (Kaushik et al., 2020, 2021) or model robustness and fairness (Garg et al., 2019).

Contributions

Our contributions are as follows:

1. We propose a simple method for generating textual counterfactual representations which corresponds to replacing one concept value with another (sections 3.1 and 3.2).
2. Beyond intuitive arguments, we show that our model aligns with the definition of counterfactuals in Pearl’s causal inference framework and is thus theoretically sound (section 3.3).
3. We introduce the EEE+ synthetic dataset, which enables the generation of genuine counterfactuals by performing explicit interventions on texts (section 4.1) that will serve as a ground truth when we compare the response of a classifier to these with the response to our counterfactuals (sections 5.1 and 5.2).
4. We exhibit two practical use cases of our counterfactuals in a real-world scenario where counterfactuals are not available. First we use them to provide explanation of a classifier’s prediction (section 5.3). Second, we use them for bias mitigation (section 5.4).

2 Related Work

Using Pearl’s causal inference framework for defining counterfactual fairness was pioneered in Kusner et al. (2017). This work motivates and formalizes the intuition that a classifier which is fair towards individuals belonging to different social groups should produce the same predictions for an actual individual and for a counterfactual individual belonging to a different group, other things being equal. It also stresses the importance of taking into account causal relationships between the variables that describe an individual when constructing fair classifiers. These relations are typically expressed with a DAG associated to the structural causal models (SCM) (Pearl, 2009; Peters et al., 2017) which describes the data generation process. One central observation is that fair predictors should only rely on variables that are non-descendant of protect variables in the causal graph. Finally, the authors describe an algorithm for training fair classifiers that uses a deconvolution approach. Our method for producing CFR for text representations could be used as a practical way of identifying which values of a sensitive text attribute imply a violation of the counterfactual fairness of a possibly biased classifier.

A slightly stronger notion of counterfactual invariance (CFI) is introduced in Veitch et al. (2021) in order to formalize what it means for a classifier \hat{Y} to successfully pass stress tests which involve intervening on a protected attribute Z . Intuitively, a CFI classifier \hat{Y} does not rely on that part of the information in X that can be causally affected by the value of Z . The main result of this work is that, depending on the underlying causal structure of the data generating process, a CFI predictor \hat{Y} obeys different independence relations that form a testable signature of the desired invariance. Our method for creating CFR also relies on a part X^\perp that is unrelated to a protected attribute Z , although in a weaker sense. But, unlike Veitch et al. (2021) and following Shao et al. (2023), we exhibit X^\perp explicitly under some linearity assumptions on how the sensitive information Z is hidden in X^\perp .

Another line of work (Ravfogel et al., 2020; Xie et al., 2017; Elazar et al., 2021; Belrose et al., 2023; Feder et al., 2021), focuses on defining methods for concept erasure. The aim is still to build fair predictors that use data from

which information on protected attributes has been “scrubbed”. However, achieving such erasure can be tricky due to the presence in the text of numerous factors correlated with the concept to be erased (De-Arteaga et al., 2019). To circumvent this difficulty, one possibility is to intervene on text representations rather than on texts themselves. Intervention methods on representation generally fall into two categories: adversarial methods and linear methods. The former rely on a gradient-reversal layer during training to produce representations that do not encode information about the protected attribute (Feder et al., 2021), but have been proven to fail at fully removing this information (Elazar and Goldberg, 2018). Focusing on linear methods, (Ravfogel et al., 2020; Elazar et al., 2021; Belrose et al., 2023; Shao et al., 2023) use projections that remove unwanted information from the representation space. In our work we also opt to intervene on representations using a closed form projector acting on the representation space as in Belrose et al. (2023). Two aspects of this approach are worth mentioning. First, there is no need to train a machine learning model, and therefore it requires minimal computational resources. Second, except for the erased information, this method preserves as much information as possible in a precise sense.

Finally, several papers propose counterfactual benchmarks. In De-Arteaga et al. (2019), approximate CFs are generated to assess the impact of gender information on the occupation classification in HR systems. Abraham et al. (2022) proposes a benchmark for explanation methods consisting of a large set of interventions on short restaurant reviews. Feder et al. (2021) evaluates the causal effect of a concept on a classification task using synthetic counterfactuals. In all cases the interventions are defined for binary attributes only. As our method can be applied beyond scenarios with binary attributes, we introduce in this study a counterfactual benchmark dataset with a non-binary attribute.

3 Creating Counterfactual Representations

3.1 Background

Our aim is to define CFRs that can be used as reliable substitutes for genuine CF. Let us thus start by enumerating what we intuitively expect from a “good” CFR. For the sake of clarity, let’s assume that a sentence s describes the emotional state of an individual and that it is represented by an embedding $X(s) \in \mathbb{R}^d$, obtained from a standard encoder like BERT, that \hat{Y} is a classifier for some discrete Y like the emotional content conveyed by s , and that $Z(s)$ is a discrete protected attribute like the gender or the race of the individual referred to in s and encoded in $X(s)$. We thus assume the causal graph is $Z \rightarrow X \rightarrow \hat{Y}$ ².

Now suppose that starting from a text s conveying a race $Z(s)$ we can explicitly exhibit a CF text $s_{Z \leftarrow z}$ referring to a hypothetical individual whose race is $Z(s_{Z \leftarrow z}) = z \neq Z(s)$, all other things being equal. Let $X(s_{Z \leftarrow z})$ be the representation of this CF sentence and let $X(s)_{Z \leftarrow z}$ be a tentative CFR obtained by intervening directly on $X(s)$. From a “good” CFR $X_{Z \leftarrow z}$ we expect that:

- it should fool any classifier \hat{Y} most of the time, namely we expect that

$$P[\hat{Y}(X(s_{Z \leftarrow z})) \neq \hat{Y}(X(s)_{Z \leftarrow z})] \quad (1)$$

is small in a sense to be made precise,

- similarly, it should fool any classifier \hat{Z} most of the time,
- the CFR $X_{Z \leftarrow z}$ should preserve as much information in X as possible, except for that part on which we intervene to change the value of Z ,
- finally, calculating $X_{Z \leftarrow z}$ from X should be easy.

3.2 Making Minimal Interventions

To define a CFR as a minimally disruptive intervention we formalize the intuition that only part of the information within X is useful for predicting Z using the concept of linear guardedness (Ravfogel et al., 2023; Belrose et al., 2023) which we now briefly recall. Let $\eta(X)$ be a predictor for Z and assume that the loss function $\ell(\eta, Z)$ is convex in its first argument, which is the case for the usual cross-entropy for instance. A representation X^\perp is then said to linearly guard Z (as a one-hot encoded variable for k categories in $\{0, 1\}^k$) if no linear predictor $\eta(X^\perp) = \mathbf{W}X^\perp + \mathbf{b}$ is able to predict Z better than a constant predictor $\eta(X^\perp) \equiv \mathbf{b}$. Explicitly, X^\perp as a random variable should maximize the minimum expected loss over linear classifiers:

$$\min_{\mathbf{W}, \mathbf{b}} \mathbb{E}[\ell(\eta(X^\perp), Z)]. \quad (2)$$

²The causal relationships with Y do not concern us because we focus on explaining predictions \hat{Y} .

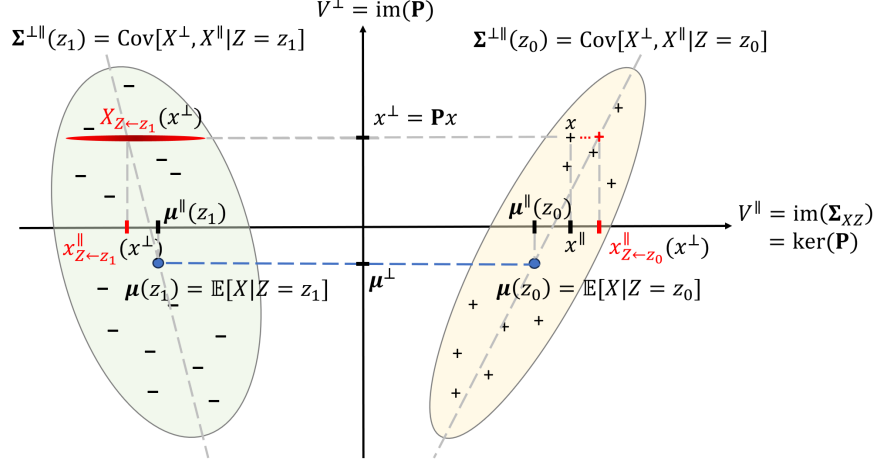


Figure 1: The representation space when $k = 2$. Representations of texts for which $Z(s) = z_0$ are shown as $+$ and those for which $Z(s) = z_1$ as $-$. See equations (6), (7) and (8) for the notations.

The linearity assumption is a strong one but this is the price to pay for having the useful equivalence (Belrose et al., 2023) that X^\perp linearly guards Z iff

$$\Sigma_{X^\perp Z} := \text{Cov}[X^\perp, Z] = 0. \quad (3)$$

One can show moreover that such a protected X^\perp can be obtained from an arbitrary X by a simple projection

$$X^\perp = \mathbf{P}X \quad (4)$$

provided \mathbf{P} satisfies $\ker(\mathbf{P}) \supseteq \text{im}(\Sigma_{XZ})$. In words, the projector \mathbf{P} should nullify the column space of the covariance matrix $\Sigma_{XZ} := \text{Cov}[X, Z]$. In general $\mathbf{P} \neq \mathbf{P}^\top$ and thus the projection is oblique and not unique³. We simply use the orthogonal projector on $\text{im}(\Sigma_{XZ})^\perp$. Denoting $V^\parallel = \text{im}(\Sigma_{XZ})$, which has dimension $k - 1$, and V^\perp its orthogonal complement, we decompose the representation space \mathbb{R}^d as $V^\perp \oplus V^\parallel$.

We typically have $k \ll d$ which means that \mathbf{P} erases only a tiny fraction of the information that is available in X , namely that information which could be used to predict Z using a linear predictor. Figure 1 shows the geometric situation when Z has $k = 2$ classes. For a given representation x its component x^\parallel contains information allowing to predict Z (linearly) whereas its component x^\perp does not.

To define our CFR $x_{Z \leftarrow z}$ for an initial representation x we first set $x_{Z \leftarrow z}^\perp := x^\perp$, thus keeping the component without linear information on Z unchanged. Next, we define $x_{Z \leftarrow z}^\parallel$ by linearly regressing x^\parallel on x^\perp , conditioning on the desired target value z . The CFR $x_{Z \leftarrow z}$ will thus be close (in quadratic mean) to representations of real sentences s having $Z(s) = z$ as illustrated in Figure 1. More precisely, we define $x_{Z \leftarrow z}^\parallel$ using one multivalued least square regression for each possible target value z

$$x_{Z \leftarrow z}^\parallel(x^\perp) = \mathbf{W}(z) x^\perp + \mathbf{b}(z). \quad (5)$$

3.3 Relation with Pearl's Framework

We will argue here that the CFR $x_{Z \leftarrow z}$ defined above naturally fits into Pearl's causal inference framework. To see this it is sufficient to exhibit an appropriate structural causal model (SCM) the definition of which we now briefly recall, referring to (Pearl, 2009; Peters et al., 2017), for more detail.

A Markovian SCM associated to a DAG G defines a set O of observable variables O_i , one for each node i of G , a set U of independent noise variables U_i , one for each node i , with a distribution $P(U)$ and a list of functions $\{f_1, \dots, f_n\}$ which describe how $O_i = f_i(\text{PA}_i, U_i)$ depends on its parents PA_i in G and on the noise U_i . Assume we observed that $E = e$ for some variables $E \subset O$. What would have been the distribution of X had we intervened on Z to set its value to z ? The counterfactual distribution $P(X_{Z \leftarrow z}(U) | E = e)$ precisely answers this question. The conditioning of the noise U on the evidence $E = e$ is the abduction step. The intervention $X_{Z \leftarrow z}$ is defined by a mutilated version of the SCM where $Z = f_Z(\cdot)$ is replaced by the constant function $Z \equiv z$. When the evidence e contains sufficient information

³In Belrose et al. (2023) this freedom is used to make $X^\perp = \mathbf{P}X$ as close as possible to the original X in quadratic mean.

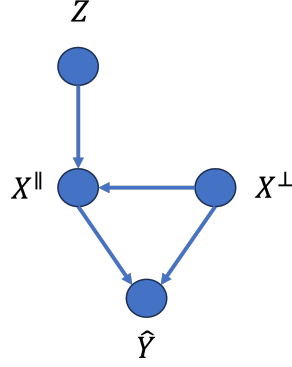


Figure 2: The DAG G which corresponds to the SCM generating model of text documents.

to fully specify the values u of the noise variables there is no randomness left. In such a case the counterfactual $X_{Z \leftarrow z}(u)$ will collapse to a deterministic function of e .

The DAG which corresponds to the SCM of the textual data is shown in Figure 2. The protected variable we act upon to define our CFR is Z , X^\perp represents contextual information which is not impacted by Z and X^\parallel encodes the remaining information in the representation X which is both impacted by Z and X^\perp . A classifier \hat{Y} will in general depend on the full representation $X = (X^\perp, X^\parallel)$ while a fair classifier will depend on X^\perp only.

Assume that the distribution X conditioned on $Z = z$ can be approximated by a normal distribution as in Figure 1

$$X|z \sim \mathcal{N}(\boldsymbol{\mu}(z), \boldsymbol{\Sigma}(z)),$$

$$\boldsymbol{\mu}(z) := \begin{bmatrix} \boldsymbol{\mu}^\perp \\ \boldsymbol{\mu}^\parallel(z) \end{bmatrix}, \quad \boldsymbol{\Sigma}(z) := \begin{bmatrix} \boldsymbol{\Sigma}^{\perp\perp} & \boldsymbol{\Sigma}^{\perp\parallel} \\ \boldsymbol{\Sigma}^{\parallel\perp} & \boldsymbol{\Sigma}^{\parallel\parallel} \end{bmatrix}. \quad (6)$$

The distribution of X^\parallel conditioned on both $X^\perp = x^\perp$ and $Z = z$ is therefore given by a linear-Gaussian model for each z

$$X^\parallel|x^\perp, z \sim \mathcal{N}(\boldsymbol{\mu}^\parallel(x^\perp, z), \boldsymbol{\Sigma}^\parallel(z)),$$

$$\boldsymbol{\mu}^\parallel(x^\perp, z) := \mathbf{W}(z) x^\perp + \mathbf{b}(z), \quad (7)$$

where the notation anticipates the identification of $x_{Z \leftarrow z}^\parallel(x^\perp)$ in (5) with $\boldsymbol{\mu}^\parallel(x^\perp, z)$ in (7). This suggests the following SCM, whose DAG is depicted in Figure 2, with hopefully self-explaining notations

$$\begin{aligned} Z &= U_Z, & U_Z &\sim \text{Cat}, \\ X^\perp &= \boldsymbol{\mu}^\perp + \boldsymbol{\Sigma}^\perp U^\perp, & U^\perp &\sim \mathcal{N}(\mathbf{0}, \mathbf{1}), \\ X^\parallel &= \boldsymbol{\mu}^\parallel(X^\perp, Z) + \boldsymbol{\Sigma}^\parallel(Z) U^\parallel, & U^\parallel &\sim \mathcal{N}(\mathbf{0}, \mathbf{1}), \\ \hat{Y} &= f(X^\perp, X^\parallel). \end{aligned} \quad (8)$$

Suppose now that for some text s we observe the evidence $e := (Z(s), X^\perp(s), X^\parallel(s)) = (z, x^\perp, x^\parallel)$. We can then read off the values of the noise components u^\perp and u^\parallel from (8). This SCM would thus imply the deterministic counterfactual

$$x_{Z \leftarrow z}^\parallel(x^\perp) = \boldsymbol{\mu}^\parallel(x^\perp, z) + \boldsymbol{\Sigma}^\parallel(z) u^\parallel. \quad (9)$$

There is a catch however with the second term in (9) which would imply that u^\parallel simultaneously determines $x_{Z \leftarrow z}^\parallel$ for all values z , a fact for which there is no justification whatsoever in a text generation mechanism. We must thus correct the third equation in (8) and assume that there is a separate noise term, one for each value of z , namely there is a set of k i.i.d. noise sources $U_z^\parallel \sim \mathcal{N}(\mathbf{0}, \mathbf{1})$ for $z = 1, \dots, k$ and replace the variance term in the third equation in (8) with $\boldsymbol{\Sigma}^\parallel(Z) U_z^\parallel$. In words: learning the value of the noise u_z for some value of z teaches us nothing for other values. The corresponding counterfactual variable $X_{Z \leftarrow z}^\parallel$ is thus stochastic (the red stretch in Figure 1) with mean $\boldsymbol{\mu}_{Z \leftarrow z}^\parallel$ for which $x_{Z \leftarrow z}^\parallel$ in (5) is the standard least square estimate.

4 Datasets and training details

To assess our CFR generation model, we conducted a series of experiments on both synthetic and real world datasets. We first introduce a synthetic dataset, named EEEEC+, to provide a ground truth in the form of CFs defined at the text level to which we later compare our CFRs. Next we leverage the real world dataset BiasInBios (De-Arteaga et al., 2019) to challenge our CFRs to provide useful substitutes for CFs in cases these are not available. This will motivate the practical usefulness of our CFRs both as a tool for classifier explainability and for data augmentation.

4.1 Datasets

EEEC+ We introduce a new dataset, EEEEC+, as an extension of the existing EEEEC dataset (Feder et al., 2021). Both are well suited for evaluating the impact of protected attributes (the gender or perceived race of the individual referred to in a text) on downstream mood state classification. We chose to increase the diversity of templates using GPT-3.5 and turned the binary race concept into a ternary one to extend the scope of evaluation of our CFR model.

Each observation is a short two-sentence text built from a gender-, race-, and mood state-neutral template to be filled with indicators of gender, race and mood state like first names, pronouns and adjectives. Each of them is thus labelled with a binary gender (male or female), a ternary race (white American, Afro-American or Asian-American, which incidentally allows to go beyond just flipping a pair of races) and a mood state (joy, fear, sadness, anger or neutral).

We built both a balanced and an aggressive version of EEEEC+. In the balanced version, mood state is uncorrelated with gender or race. In the aggressive version, a correlation has been induced by assigning 80% of 'joy' states and 20% of other mood states one specific value of the protected attribute (female for gender or Afro-American for race). Each observation in the balanced version of EEEEC+ has been assigned one genuine CF generated by randomly selecting a counterfactual value for the protected attribute and editing associated textual indicators. Every EEEEC+ version comprises 40,000 observations distributed across three stratified-by-mood-states splits, with 26,000 training (65%), 6,000 validation (15%), and 8,000 test samples (20%).

BiasInBios This real world dataset is suited for studying gender biases in biography classification tasks (De-Arteaga et al., 2019). It consists of short biographies collected through web scraping and labeled with binary gender and occupation (28 occupations in total). This dataset is notoriously gender-biased. We have used the dataset version introduced in Ravfogel et al. (2020) which contains over 98% of the original dataset, as the full version is no longer available on the web. It comprises 399,423 biographies distributed across three stratified-by-occupation splits, with 255,710 training (65%), 39,369 development (10%), and 98,344 test examples (25%).

4.2 Training details

In the subsequent analysis, each genuine observation is represented by the last hidden state of a frozen non-finetuned BERT (bert-base-uncased) (Devlin et al., 2019) over the [CLS] token and the feature dimension is 768. BERT representations were calculated using Huggingface’s transformers library. The component X^\perp results from an orthogonal projection onto V^\perp . The computation of $\mu^\parallel(x^\perp, z)$ results from a linear regression via stochastic gradient descent with mean squared error objective and L^2 -regularization for each value z of Z .

In EEEEC+, Z either corresponds to gender ($k=2$) or race ($k=3$) and Y to a mood state (5 discrete values). In BiasInBios, Z corresponds to gender ($k=2$) and Y to an occupation (28 discrete values).

Classifiers \hat{Y} and \hat{Z} are trained as one-vs-all logistic regressions with L^2 -regularization. Validation data was used for shallow optimization. For EEEEC+, an aggressive and a balanced training scenario were defined by training the classifier respectively on the aggressive and balanced version of EEEEC+. Evaluations were conducted on test data (on balanced test data for EEEEC+, irrespective of the training data distribution). When available, genuine counterfactuals of test data were used solely for evaluation purposes.

Unless specified, we use the deterministic version of $x_{Z \leftarrow z}^\parallel(x^\perp)$ defined in (5). When $X_{Z \leftarrow z}^\parallel(X^\perp)$ is considered stochastic, 20 CFRs have been sampled and the probability distributions averaged. The label prediction were based on the highest averaged probability.

Table 1: PIP and ATV for EEEEC+ for each training scenario.

Training scenario		$\text{PIP}_{\hat{Y}}$	$\text{ATV}_{\hat{Y}}$	$\text{PIP}_{\hat{Z}}$	$\text{ATV}_{\hat{Z}}$
gender	balanced	82.66%	0.158	93.89%	0.067
gender	aggressive	71.83%	0.237	95.01%	0.057
race	balanced	82.86%	0.161	92.30%	0.105
race	aggressive	73.88%	0.228	91.15%	0.134

Table 2: $\text{ATE}_{\hat{Y}}$ and $\widehat{\text{ATE}}_{\hat{Y}}$ for EEEEC+ for each training scenario.

Training scenario		$\text{ATE}_{\hat{Y}}$	$\widehat{\text{ATE}}_{\hat{Y}}$
gender	balanced	0.159	0.013
gender	aggressive	0.225	0.280
race	balanced	0.161	0.020
race	aggressive	0.192	0.211

5 Evaluation and results

5.1 Direct evaluation of CFRs on synthetic data

On our EEEEC+ synthetic dataset, for which genuine CFs are available, we first evaluate the ability of our CFRs to mimic real observations by comparing the predictions of the \hat{Y} classifier when representations $X(s_{Z \leftarrow z})$ of reference CFs are replaced with their fictional counterpart $X(s)_{Z \leftarrow z}$. One possible metric for this evaluation is the proportion of observations for which predictions coincide. For a finer analysis, we can also evaluate the average distance in total variation between the probability distributions predicted by the classifiers \hat{Y} and \hat{Z} .

Let $\mathcal{S} := \{(s_i, z_i)\}$ be a set of couples of text documents s_i and of CF values $z_i \neq Z(s_i)$. Define the proportion of identical predictions (PIP) by

$$\text{PIP}_{\hat{Y}}[\mathcal{S}] := \frac{1}{|\mathcal{S}|} \sum_{(s,z) \in \mathcal{S}} \mathbf{1} \left[\hat{Y}(X(s_{Z \leftarrow z})) = \hat{Y}(X(s)_{Z \leftarrow z}) \right]. \quad (10)$$

The range of the PIP metric is $[0, 1]$, closer to 1 being better. Similarly, we define $\text{PIP}_{\hat{Z}}[\mathcal{S}]$.

Let $p_{\hat{Y}}(x)$ be the probability distribution over Y -values used by the classifier \hat{Y} . Define the average total variation (ATV) distance by

$$\text{ATV}_{\hat{Y}}[\mathcal{S}] := \frac{1}{|\mathcal{S}|} \sum_{(s,z) \in \mathcal{S}} \underbrace{\frac{1}{2} |p_{\hat{Y}}(X(s_{Z \leftarrow z})) - p_{\hat{Y}}(X(s)_{Z \leftarrow z})|}_{=: \text{TV}_{\hat{Y}}(s,z)}. \quad (11)$$

The range of the ATV metric is $[0, 1]$, closer to 0 being better. Similarly, we define $\text{ATV}_{\hat{Z}}[\mathcal{S}]$.

Results The results are shown in Table 1. For the \hat{Z} classifier, in all cases $\text{PIP}_{\hat{Z}} > 0.9$ and $\text{ATV}_{\hat{Z}}$ is close to 0, indicating that CFs and CFRs are largely processed in a similar way.

For \hat{Y} 's, the results are more nuanced. In the balanced scenarios, CFs and CFRs lead to very similar predictions. However, the ability of CFRs to mimic CFs seems to deteriorate with the strength of the correlation between the predicted variable Y and the attribute Z being manipulated.

Results do not significantly improve if we use the stochastic version of the CFRs which takes into account the variance of the X^{\parallel} component of the CFR in (8).

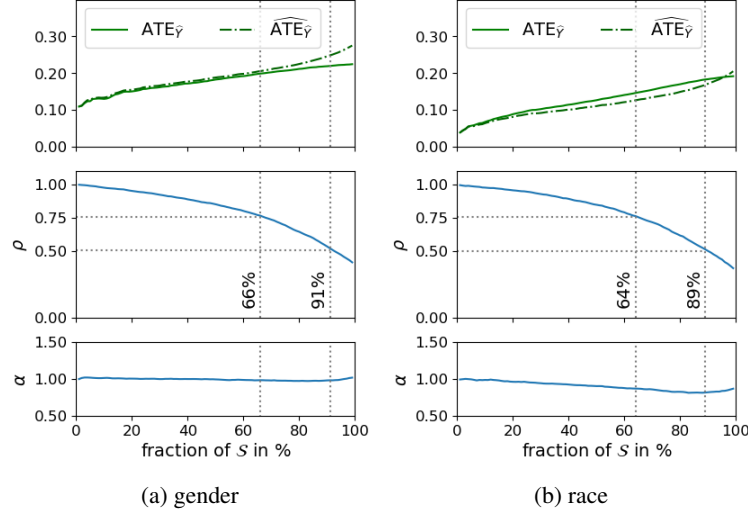


Figure 3: Evolution for aggressive training scenarios of $\text{ATE}_{\hat{Y}}[S_n]$ and $\widehat{\text{ATE}}_{\hat{Y}}[S_n]$ (top) of the correlation coefficient ρ (middle) and the linear regression coefficient α (bottom) between $\text{TE}_{\hat{Y}}$ and $\widehat{\text{TE}}_{\hat{Y}}$ in S_n vs. the fraction $|S_n|/|S|$ (in %) of included observations. The dotted vertical lines corresponds to a maximal fraction of observations above which the correlation ρ falls below 0.75 and 0.5 respectively.

5.2 Treatment effect on synthetic data

In this subsection we use our synthetic dataset EEEEC+ to argue that, in the relevant biased cases, our CFRs provide good estimates for both the average treatment effect (ATE) at the population level S and, more significantly, for the treatment effect (TE) on each individual observation s .

Let's thus define the average treatment effect $\text{ATE}_{\hat{Y}}$, its estimator $\widehat{\text{ATE}}_{\hat{Y}}$ defined using the CFRs and the corresponding individual effects

$$\begin{aligned} \text{ATE}_{\hat{Y}}[S] &:= \frac{1}{|S|} \sum_{(s,z) \in S} \underbrace{\frac{1}{2} |p_{\hat{Y}}(X(s_{Z \leftarrow z}) - p_{\hat{Y}}(X(s)))|}_{=: \text{TE}_{\hat{Y}}(s,z)}, \\ \widehat{\text{ATE}}_{\hat{Y}}[S] &:= \frac{1}{|S|} \sum_{(s,z) \in S} \underbrace{\frac{1}{2} |p_{\hat{Y}}(X(s)_{Z \leftarrow z} - p_{\hat{Y}}(X(s)))|}_{=: \widehat{\text{TE}}_{\hat{Y}}(s,z)}. \end{aligned} \tag{12}$$

The large braces define the individual treatment effects $\text{TE}_{\hat{Y}}(s, z)$ and their estimations $\widehat{\text{TE}}_{\hat{Y}}(s, z)$.

Results Let us first notice that results in Table 2 show, as expected, that aggressive training scenarios yield higher $\text{ATE}_{\hat{Y}}$ and $\widehat{\text{ATE}}_{\hat{Y}}$ than balanced ones. Moreover, when \hat{Y} is not Z -biased the $\widehat{\text{ATE}}_{\hat{Y}}$ is close to 0 while the $\text{ATE}_{\hat{Y}}$ is close to the $\text{ATV}_{\hat{Y}}$ in Table 1 as expected.

In aggressive training scenarios, $\widehat{\text{ATE}}_{\hat{Y}}[S]$ overestimates $\text{ATE}_{\hat{Y}}[S]$ and we suspect that a small fraction of the observations for which CFRs are poor substitutes for CFs degrade the estimator. Our aim is thus to show that there is actually a large fraction of observations in S for which $\widehat{\text{ATE}}_{\hat{Y}}$ is a good estimate of the true $\text{ATE}_{\hat{Y}}$. More precisely, we show that the observations for which the estimate is bad coincide with a tiny fraction for which the $\text{TV}_{\hat{Y}}$ defined in (11) are the largest. We do this by constructing a sequence of $|S|$ nested subsets $S_1 \subset \dots S_n \subset S_{n+1} \subset \dots S_{|S|} = S$ along which $\text{ATV}[S_n] < \text{ATV}[S_{n+1}]$.

Figure 3 shows that for aggressive training scenarios $\widehat{\text{ATE}}_{\hat{Y}}$ is a very good estimator for $\text{ATE}_{\hat{Y}}$ over a large part of the observations in S . This is not by chance but is a consequence of a strong linear correlation between individual effects estimations $\widehat{\text{TE}}_{\hat{Y}}$ and their actual values $\text{TE}_{\hat{Y}}$ within most subsets of S . For gender there are 66% of the observations for which the correlation is very strong, namely $\rho > 0.75$, and 91% for which it is strong, namely $\rho > 0.5$. Moreover

Table 3: Pairs of occupations with the largest values of $\hat{\Pi}_{\text{male},(y_f, y_t)}$ (top) and $\hat{\Pi}_{\text{female},(y_f, y_t)}$ (bottom), i.e., the percentage of men’s (resp. women’s) biographies that are only correctly predicted by a linear classifier as y_t when their gender attribute is swapped for which the predicted label changes from the wrong prediction y_f . In bold, the pairs already identified in (De-Arteaga et al., 2019)

y_f (false prediction)	y_t (true occupation)	$\hat{\Pi}_{\text{male},(y_f, y_t)}$
architect	interior designer	38.46%
attorney	paralegal	33.33%
professor	dietitian	13.95%
professor	psychologist	9.54%
teacher	yoga teacher	7.50%
professor	teacher	6.03%
surgeon	chiropractor	5.88%
photographer	interior designer	5.13%
professor	yoga teacher	5.00%
surgeon	dietitian	4.65%
y_f (false prediction)	y_t (true occupation)	$\hat{\Pi}_{\text{female},(y_f, y_t)}$
physician	surgeon	10.77%
physician	chiropractor	10.53%
teacher	pastor	9.47%
professor	surgeon	9.43%
nurse	dietitian	8.29%
journalist	comedian	7.20%
dietitian	personal trainer	6.54%
model	comedian	6.25%
model	dj	5.88%
nurse	surgeon	5.72%

the regression coefficient α never deviates much from 1. Similar result hold for the race. These facts help build our confidence confidence in using CFRs as substitutes for CFs in practice.

5.3 Explaining predictions on real-world data

In this subsection we investigate the usefulness of our CFRs as a practical tool for providing a detailed bias analysis in a real world example. We select the BiasInBios dataset (De-Arteaga et al., 2019) because it is notoriously biased and approximate genuine counterfactuals can be generated from the observations. The authors create these CFs by simply swapping the gender z for its opposite \bar{z} in each biography⁴. These CFs thus provides us with a ground truth against which we can compare our CFRs.

The bias analysis in De-Arteaga et al. (2019) revolves around a somewhat involved miss-classification rate that we now embark to adapt for our purpose. Let’s fix a gender z and two occupations $y_f \neq y_t$. First consider the subset of sentences s with a gender z which are misclassified as y_f when the classifier \hat{Y} uses the original representation $X(s)$ while it makes a correct prediction y_t when using the CFR $X(s)_{Z \leftarrow \bar{z}}$ for the swapped gender \bar{z} . We next consider the larger subset where we relax the misclassification constraint. We then define a missclassification rate $\hat{\Pi}_{z,(y_f, y_t)}$ as a ratio between the cardinalities of the former to the latter

$$\hat{\Pi}_{z,(y_f, y_t)} := \frac{\left| \left\{ s \mid \hat{Y}(X(s)) = y_f, \hat{Y}(X(s)_{Z \leftarrow \bar{z}}) = Y(s) = y_t, Z(s) = z \right\} \right|}{\left| \left\{ s \mid \hat{Y}(X(s)_{Z \leftarrow \bar{z}}) = Y(s) = y_t, Z(s) = z \right\} \right|}. \quad (13)$$

This missclassification rate $\hat{\Pi}_{z,(y_f, y_t)}$ can be thought of as an estimator for a quantity $\Pi_{z,(y_f, y_t)}$ defined as in (13) except that the representations $X(s_{Z \leftarrow \bar{z}})$ of the genuine CFs are used instead of the CFRs. At last we define $\hat{\Pi}_z^{\max}$ as the maximum of $\hat{\Pi}_{z,(y_f, y_t)}$ over all possible pairs (y_f, y_t) .

⁴These CFs are flawed because other factors correlated with gender are not modified by swapping gender indicators.

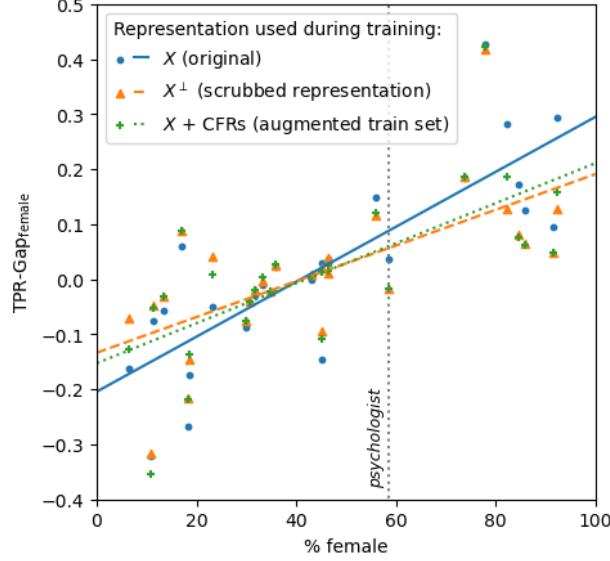


Figure 4: $\text{TPR-Gap}_{\text{female},y}$ vs. the proportion of females for each occupation y for each representation used during classifier training: original X , scrubbed representations X^\perp and the augmented set $X + \text{CFRs}$. Each set of vertically aligned points corresponds to an occupation y (e.g. psychologist). Correlation and regression coefficients: X 0.81, 0.50; X^\perp 0.66, 0.32; $X + \text{CFRs}$ 0.69, 0.36.

Results Results in Table 3 align with those in (De-Arteaga et al., 2019). We recover 8 of the 10 pairs of occupations (y_f, y_t) that were identified in this study when we use our CFRs as substitutes of the genuine CFs. These results qualitatively reflect a tropism that favors the prediction of occupations such as ‘nurse’ for women working in the medical field, or ‘model’ for those in the arts. Similarly, the results clearly reflect a tendency of the classifier to associate a man in the medical field with the occupation of ‘surgeon’, or a man in the education field with the occupation of ‘professor’.

5.4 Downstream fairness on real-world data

In this last subsection we investigate how we can leverage our CFRs to improve the fairness of a classifier in the same the real world example as above (De-Arteaga et al., 2019). The idea is to augment an existing unbalanced train set with an appropriate proportion of CFRs (with respect to the gender Z in this case) to make it more balanced to mitigate the bias of the classifier \hat{Y} .

Gender-bias in BiasInBios is generally reflected in a positive correlation between the true positive rate across gender defined by

$$\text{TPR-Gap}_{z,y} := P[\hat{Y} = y | Z = z, Y = y] - P[\hat{Y} = y | Z = \bar{z}, Y = y], \quad (14)$$

where \bar{z} denotes swapping the binary value of z , and gender imbalance in occupations (De-Arteaga et al., 2019). The lower this correlation, the better the classifier. A good, unbiased train set should thus help mitigate this correlation.

To generate an augmented non-biased train set with respect to gender starting from the original training data in BiasInBios, we incorporated in the train set the single CFR for each observation and assigned it the original occupation label. The augmented dataset therefore comprises half original observations and half CFRs.

An interesting baseline to compare with is to train a classifier on representations X^\perp from which the gender information has been linearly erased as in (Belrose et al., 2023).

Results Results in Figure 4 and Table 4 demonstrate a substantial reduction in gender bias when training on the augmented dataset containing original observations and CFRs, the correlation coefficient dropping from 0.81, when using solely the original data to 0.69, without compromising accuracy. The weighted-by-occupation average TPR-Gap drops from 0.070 to 0.060. $\hat{\Pi}^{\max}$ values near 0 indicate that biases highlighted in section 5.3 and Table 3 are almost completely suppressed. Lastly, $\widehat{\text{ATE}}_{\hat{Y}}$ drops from 0.088 to 0.003.

Table 4: Accuracy, weighted-by-occupation average TPR-Gap, $\hat{\Pi}_z^{\max}$ and $\widehat{ATE}_{\hat{Y}}$ for linear classifiers for each type of representations used for training.

Training repr.	Acc.	TPR-Gap	$\hat{\Pi}_{\text{male}}^{\max}$	$\hat{\Pi}_{\text{female}}^{\max}$	$\widehat{ATE}_{\hat{Y}}$
X	79.32%	0.070	38.46%	10.77%	0.088
X^\perp	79.13%	0.059	0.00%	0.00%	0.000
$X + \text{CFRs}$	79.10%	0.060	0.93%	1.36%	0.003

Training a classifier on a CFR-augmented dataset yields results that are comparable to those obtained by training it on the scrubbed representations X^\perp . By contrast our method does not remove any information, at the cost of higher computation cost however.

This evaluations provide further evidence for the practical usefulness of our CFRs for data augmentation purposes and, indirectly, inspire confidence in their quality.

6 Conclusion

In this paper, we propose a straightforward approach based on linear regressions in the representation space to generate minimally disruptive counterfactual representations (CFRs) for text documents. These CFRs offer an effective way of altering the value of a protected text attribute, even in scenarios where constructing a corresponding meaningful sentence explicitly proves impossible. The theoretical soundness of these CFRs is demonstrated by their alignment with the definition within Pearl’s causal inference framework for a natural SCM.

These CFRs can be harnessed to provide fine-grained explanations for the decisions made by a text classifier. Furthermore, in contexts where the fairness of a text classifier is crucial, CFRs offer a method to augment a training set with additional observations, thereby making it more balanced. Our experiments on the synthetic EEEEC+ dataset indicate that in most cases (in a precise sense) the actual ATE is well approximated by the estimator \widehat{ATE} . Experiments on the real-world BiasInBios dataset clearly demonstrate the utility of our CFRs in mitigating classifier bias, as measured by the correlation between the true positive rate across gender (TPR-Gap) and gender imbalance. This confirms both the practical usefulness and the quality of our CFRs.

An interesting avenue for future research involves enhancing our CFRs by using non-linear regressions. This development is likely to require a parallel exploration of non-linear erasure methods, which is an open problem by itself.

References

- Eldar D Abraham, Karel D’Oosterlinck, Amir Feder, Yair Gat, Atticus Geiger, Christopher Potts, Roi Reichart, and Zhengxuan Wu. CEBaB: Estimating the causal effects of real-world concepts on nlp model behavior. *Advances in Neural Information Processing Systems*, 35:17582–17596, 2022.
- Nora Belrose, David Schneider-Joseph, Shauli Ravfogel, Ryan Cotterell, Edward Raff, and Stella Biderman. LEACE: Perfect linear concept erasure in closed form. In *Thirty-seventh Conference on Neural Information Processing Systems*, 2023.
- Nitay Calderon, Eyal Ben-David, Amir Feder, and Roi Reichart. DoCoGen: Domain counterfactual generation for low resource domain adaptation. In Smaranda Muresan, Preslav Nakov, and Aline Villavicencio, editors, *Proceedings of the 60th Annual Meeting of the Association for Computational Linguistics (Volume 1: Long Papers)*, pages 7727–7746, Dublin, Ireland, May 2022. Association for Computational Linguistics.
- Maria De-Arteaga, Alexey Romanov, Hanna Wallach, Jennifer Chayes, Christian Borgs, Alexandra Chouldechova, Sahin Geyik, Krishnaram Kenthapadi, and Adam Tauman Kalai. Bias in bios: A case study of semantic representation bias in a high-stakes setting. In *proceedings of the Conference on Fairness, Accountability, and Transparency*, pages 120–128, 2019.
- Jacob Devlin, Ming-Wei Chang, Kenton Lee, and Kristina Toutanova. Bert: Pre-training of deep bidirectional transformers for language understanding. In *Proceedings of the 2019 Conference of the North American Chapter of the Association for Computational Linguistics: Human Language Technologies, NAACL-HLT 2019*, volume 1, pages 4171–4186, Minneapolis, MN, USA, 2019. Association for Computational Linguistics.

- Yanai Elazar and Yoav Goldberg. Adversarial removal of demographic attributes from text data. In Ellen Riloff, David Chiang, Julia Hockenmaier, and Jun’ichi Tsujii, editors, *Proceedings of the 2018 Conference on Empirical Methods in Natural Language Processing*, pages 11–21, Brussels, Belgium, October–November 2018. Association for Computational Linguistics. doi: 10.18653/v1/D18-1002. URL <https://aclanthology.org/D18-1002>.
- Yanai Elazar, Shauli Ravfogel, Alon Jacovi, and Yoav Goldberg. Amnesic probing: Behavioral explanation with amnesic counterfactuals. *Transactions of the Association for Computational Linguistics*, 9:160–175, 2021.
- Amir Feder, Nadav Oved, Uri Shalit, and Roi Reichart. CausaLM: Causal model explanation through counterfactual language models. *Computational Linguistics*, 47(2):333–386, 2021.
- Sahaj Garg, Vincent Perot, Nicole Limtiaco, Ankur Taly, Ed H Chi, and Alex Beutel. Counterfactual fairness in text classification through robustness. In *Proceedings of the 2019 AAAI/ACM Conference on AI, Ethics, and Society*, pages 219–226, 2019.
- Divyansh Kaushik, Eduard Hovy, and Zachary Lipton. Learning the difference that makes a difference with counterfactually-augmented data. In *International Conference on Learning Representations*, 2020.
- Divyansh Kaushik, Amrith Setlur, Eduard H Hovy, and Zachary Chase Lipton. Explaining the efficacy of counterfactually augmented data. In *International Conference on Learning Representations*, 2021.
- Matt J Kusner, Joshua Loftus, Chris Russell, and Ricardo Silva. Counterfactual fairness. *Advances in neural information processing systems*, 30, 2017.
- Nishtha Madaan, Inkit Padhi, Naveen Panwar, and Diptikalyan Saha. Generate your counterfactuals: Towards controlled counterfactual generation for text. In *Proceedings of the AAAI Conference on Artificial Intelligence*, volume 35 (15), pages 13516–13524, 2021.
- Ramaravind K Mothilal, Amit Sharma, and Chenhao Tan. Explaining machine learning classifiers through diverse counterfactual explanations. In *Proceedings of the 2020 conference on fairness, accountability, and transparency*, pages 607–617, 2020.
- Judea Pearl. *Causality*. Cambridge university press, 2009.
- Jonas Peters, Dominik Janzing, and Bernhard Schölkopf. *Elements of causal inference: foundations and learning algorithms*. The MIT Press, 2017.
- Shauli Ravfogel, Yanai Elazar, Hila Gonen, Michael Twiton, and Yoav Goldberg. Null it out: Guarding protected attributes by iterative nullspace projection. In Dan Jurafsky, Joyce Chai, Natalie Schluter, and Joel Tetreault, editors, *Proceedings of the 58th Annual Meeting of the Association for Computational Linguistics*, pages 7237–7256, Online, July 2020. Association for Computational Linguistics. doi: 10.18653/v1/2020.acl-main.647. URL <https://aclanthology.org/2020.acl-main.647>.
- Shauli Ravfogel, Yoav Goldberg, and Ryan Cotterell. Log-linear guardedness and its implications. In *Proceedings of the 61st Annual Meeting of the Association for Computational Linguistics (Volume 1: Long Papers)*, pages 9413–9431, 2023.
- Shun Shao, Yftah Ziser, and Shay B. Cohen. Gold doesn’t always glitter: Spectral removal of linear and nonlinear guarded attribute information. In Andreas Vlachos and Isabelle Augenstein, editors, *Proceedings of the 17th Conference of the European Chapter of the Association for Computational Linguistics*, pages 1611–1622, Dubrovnik, Croatia, May 2023. Association for Computational Linguistics. URL <https://aclanthology.org/2023.eacl-main.118>.
- Victor Veitch, Alexander D’Amour, Steve Yadowsky, and Jacob Eisenstein. Counterfactual invariance to spurious correlations in text classification. *Advances in Neural Information Processing Systems*, 34:16196–16208, 2021.
- Qizhe Xie, Zihang Dai, Yulun Du, Eduard Hovy, and Graham Neubig. Controllable invariance through adversarial feature learning. *Advances in neural information processing systems*, 30, 2017.
- Xiangji Zeng, Yunliang Li, Yuchen Zhai, and Yin Zhang. Counterfactual generator: A weakly-supervised method for named entity recognition. In *Proceedings of the 2020 Conference on Empirical Methods in Natural Language Processing (EMNLP)*, pages 7270–7280, 2020.