

# Group Related Phenomena in Wikipedia Edits

M. Burgess  
ChiTek-i AS,  
Oslo, Norway

and

R.I.M. Dunbar  
Department of Experimental Psychology  
University of Oxford  
Radcliffe Quarter  
Oxford OX2 6GG  
UK

February 2, 2024

## Abstract

Human communities have self-organizing properties that give rise to very specific natural grouping patterns, reflected in the Dunbar Number and its layered structure (a Dunbar Graph). Since work-groups are necessarily also social groups, we might expect the same principles to apply here as well. One factor likely to be important in limiting the size of groups is that conflicts typically escalate with the number of people involved. Here we analyse Wikipedia editing histories across a wide range of topics to show that there is an emergent coherence in the size of groups formed transiently to edit the content of subject texts, with two peaks averaging at around  $N = 8$  for the size corresponding to maximal contention, and at around  $N = 4$  as a regular team. These values are consistent with the observed sizes of conversational groups, as well as the hierarchical structuring of Dunbar graphs. We use the Promise Theory of trust to suggest a scaling law that may apply to all group distributions based on seeded attraction. In addition to providing further evidence that even natural communities of strangers are self-organising, the results have important implications for the governance of the Wikipedia commons and for the security of all online social platforms and associations.

## 1 Introduction

Human social groups have a natural hierarchical structure whose layers have very specific values [1]. These layers represent a harmonic series of optima where information flow round the network is optimised [2,3]. The layers are an emergent property of the frequency with which individuals contact each other [4,5] and the way this creates a sense of trust through increasing familiarity, the evaluation of cues of community membership (otherwise known as the Seven Pillars of Friendship [6]) and the exchange of tokens [7,8]. The base number to this series is a grouping of 5, which corresponds closely to the upper limit of 4 on the number of individuals that can take part in a

coherent conversation [9–13]. The limit on conversational group size appears to be set directly by the capacity to manage the mental states, or viewpoints, of other individuals [11].

Wikipedia provides us with an unusual opportunity for a direct test of these claims, since the editing of its pages is, essentially, an online collaboration between large numbers of individuals. Wikipedia provides a particularly suitable context for such a test because it is one of the few online platforms that openly shares the histories of editing interactions on its pages. About 20% of these are editorial: performing administrative functions like labelling, fixing citations and correcting spelling, etc.. Since editors are usually strangers, this allows us to test whether the self-organising principles that structure genuine social groups such as personal social networks also apply to groups of strangers and, by implication, to work-groups.

Wikipedia has a wealth of pages bearing content on a large number of topics, which means that it samples contributions from a wide variety of individuals with different motivations. We can assume that this diversity of topics says something about the high level of entropy of the writing pool, which in turn allows us to study the universal aspects of group phenomena, i.e. those that depend little on context or identity. By selecting topic pages and their editing histories at random we are able to examine basic statistical characteristics across the large reservoir of intentional behaviours exhibited by online users.

The data show an emergent coherence in the sizes of transient groups formed to edit the content of Wikipedia pages, averaging at around  $N = 8$  and peaking in frequency at around  $N = 4$ , with a long tail. We obtain a simple formula for the probability distribution of transient group sizes observed during editing and propose an explanation based on the Promise theory of trust [8].

## 2 Methods

Analysis of timelines is somewhat time consuming, so sampling was performed in batches. After some initial tests to determine the scale for statistical stability, the number of samples was limited to around 800 topics involving around 200,000 separate online contributor identities. The data were then checked for stability by recombining the pages into different subsets to test for stability under sampling. The results, while still noisy, exhibit a robust statistical stability for samples over a hundred topics. Our final results are based on the full merged set of data for completeness.

- We use the high level of entropy of the pages and contributors to parameterize a Monte Carlo approach, sampling random groups of pages and averaging the results. Since analyzing the pages is time consuming, even for a computer, we base our results on the mutual consistency of results from independent random samples, to show invariance under sampling; then we derive the final results from the maximal set of 827 topics and over 260,000 users for maximum significance.
- Users come to edit a topic that they care about more or less *ad hoc*. Once one author has arrived, others will notice the changes and join in. These begin to form a group to either challenge or improve on one another’s contributions, depending on the alignment of their intentions.
- Editing takes place in bursts of activity, punctuated by longer gaps. We can thus identify a series of “episodes” for every page, which we take to be causally independent. Each episode yields a group size and duration and a level of contention that one sees from the signals embedded in the historical record.

- For every topic page there is also a history page which we can read and analyze using appropriate software. The pages show evidence of user identities, which might be transient and even deliberately anonymous but which are assigned regular identifiers by the platform. We can see which edits were contested by others and the sizes, dates, and times of the edits. This allows us to construct a process timeline and to identify contention between individuals. Users can argue and even undo one another’s changes, and these events can be counted.
- There is little evidence of coordination between the contributors across episodes. Coordination is essentially a stigmergic process via the medium of the editing produced. In part, it is also a confrontational process, as we see from the history and discussion pages.
- Contention between users can be identified when one user undoes the contributions of another, rather than adding to them. From even a cursory inspection of results, it’s clear that contention between users is a significant issue in editing on all pages, so special focus was attached to the level of overlap between edits and on cases where one user undid the changes made by another.
- We also note that, in excess of 20% of all edits were made by automated “bots”, some of which are designed to patrol changes for such activity (as well as trivial issues like spelling corrections), so the intentional aspects of behaviour are to some degree invoked by proxy.

It’s trivial to collect basic quantitative measures like the length of text and the number of different user identities from the platform. More interesting are the features which distinguish selective engagement from users merely bumping into one another. One expects the subject matter, language, and semantic content to play a strong role here in attracting users to a specific page. We can show that—over the total sample—subject matter acts mainly as a seed for attracting a particular sample of users. However, this selection eventually gets eliminated as a variable, contributing mainly to noise, as the pool of editors is sufficiently statistically similar to see no particular correlation with behaviour and subject matter. There is as much contention for topics on cabbages or mathematics as for those on politics and celebrity. This is presumably because the reasons for contention and criticism are somewhat similar across all subject areas, just as typical errors of production are common to all forms of manufacturing.

The technique for transmuting semantics into countable results has been described previously in [14, 15]. Briefly, the method selects fragments of language somewhat analogously to a bioinformatic analysis, by fragmenting symbols into n-grams. The relative frequency spectrum of n-grams allows one to identify significant content independently of language. The approach has been tested on European and Chinese texts with similar results, but the final sample of pages was limited to mainly English language pages.

### 3 Natural groupings in Wikipedia editorial clusters

Figure 1 shows how the number of users involved per editing episode varies with the current snapshot length of the main article. The article length may be taken as a proxy for the total time invested by all editors of the page’s history. We see that rate of user comings and goings decays almost imperceptibly with length, suggesting a slow stabilization of topics. However, this is small compared to the level of activity maintained over time. In essence, we see little evidence of pages ever being finished.

All pages appear to be subject to continuous contentious editing. The rate of stabilization with length (time) is extremely slow, as can be seen using the length of the article as a proxy

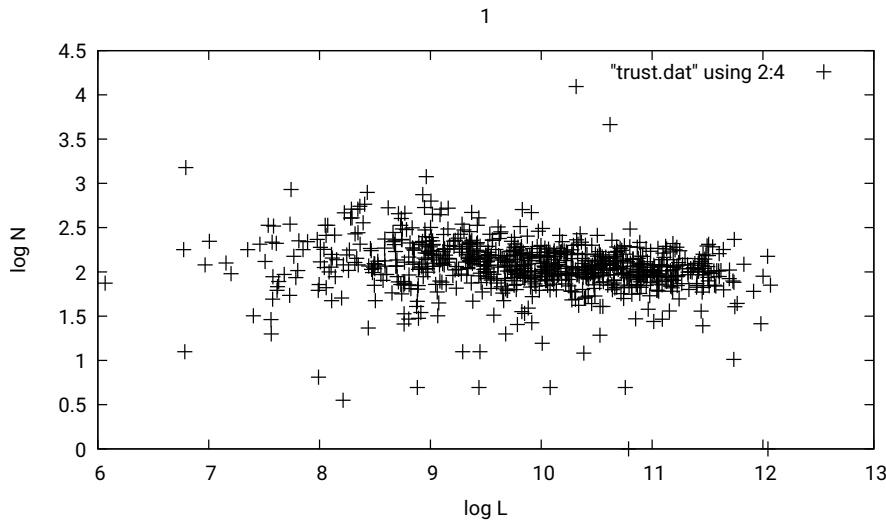


Figure 1: Relationship between the average number of users contributing per episode as a function of article length.  $\langle N \rangle(L)$  is also noisily constant or decays in a weakly exponential manner, suggesting that there is a more or less constant stream of new battles to be fought or issues to be solved. The (natural) log plots show a weak tendency to exponential behaviour, as expected from a probabilistic arrival process. However, the restricted number for  $N$  evident in all the graphs makes this almost insignificant.

to total time elapsed since creation. The bursty nature evident in the data suggests that causal behaviour is limited to individual episodes, so we treat each episodic burst as a separate event.

In terms of longitudinal changes over time, notice that the editing of a document proceeds in episodic bursts of somewhat similar duration. These were measured by computing average durations and identifying the punctuated bursts by the gaps between them. The lifetime over which a group edits is closely bounded in duration, although the bounds are very noisy. Figure 2 shows the existence of at least two distinct classes of episode duration evident in widely separated clusters. This not an artefact of the analysis: the same feature recurs in different sample sets, although most of the activity is in the lower band. In effect, the size of an active editorial group remains surprisingly constant despite considerable turnover in membership over time. It remains to be studied whether there is significant turnover in the groups with very long durations. This would tend to make sense, given that the size of the group remains statistically constant over even exponentially longer interactions.

From the episodic nature of edits, we infer that users are attracted to an editing episode by the initiation of changes made by a user seed. The number of users in a typical episodic event is noticeably clustered. We see this in a few measures, the most interesting of which is the plot of contentious changes versus size of users in an episodic cluster. An average group size associated with contention is around  $N = 8$  (with a variation between 7.75-8.2, depending on how we calculate and sample the average). We take this to be the group size at which contention reaches its maximum limit. Note, however, that upwards of 20% of all users on the platform were approved bots working by proxy on behalf of both the platform and others. If we exclude bot activity, there is a small reduction in average group size that brings the data fit closer to the numbers widely discussed in the literature.

Wherever users come together, they disagree. We can see signals of disagreement from both

the text semantics and the magnitude of the changes editors made. The most obvious signals, however, are those where users undo one another’s changes. If we count such events, without measuring their intensity, we find a fairly constant rate of contentious edits. The contention itself is also bounded, presumably by the size of the editorial group, into a region.

Figure 3 shows an enlargement of the non-empty region of the plot of contentions per event as a function of users per episode. This shows that, although the rate of contention varies somewhat between topics, the size of the group and the level of contention is confined to a relatively predictable region. This tells us both that contention is intrinsic to users and that users form groups of predictable size.

We emphasize here that group sizes cluster predominantly within the range  $N = [0, 15]$ , centred on  $N = 8$ . There are no other clusters evident. This suggests that there is single causal explanation for this cluster size.

The most striking evidence of group size coherence may be seen in the frequency plot, however. In figure 4), crosses show actual data and the dotted line a theoretical fit. This suggests an underlying determinism, albeit on a statistical level. The spectrum of group sizes across all episodes is remarkably free of the noisy artefacts from specific measurements, so we expect it to be quite robust. Error bars are no larger than the crosses. It has a classic decaying exponential tail typical of entropic processes. More significantly, it also has a non-exponential growth feature for small  $N$ , which is where we expect the interesting dynamics to be.

Since we know that users join episodic groups coincidentally by randomly searching and only later following, the story suggested by this spectrum is that users accrete into groups gradually, based on topic and activity, but on reaching a certain critical size they fizzle out. Initially the probability of adding new users to a group begins to falter around a maximum of  $N = 4$ . By the stage at which contention is maximal ( $N = 8$ ), the probability of new attachments is already significantly reduced. Since we know (from the timeline data) that the group episodes terminate, we conclude that the entire group disbands. Thus, the groups themselves decay over their proper time durations, probably as a result of general entropic diffusion. Such exponential decay is a typical statistical feature of high entropy mixing.

## 4 A model of group formation

We now explain the results in terms of a model that combines the roles of user intent and the work effort involved in coming together. To do this, we measure the amount of semantic “novelty” or “attention provoking content” in both the Wikipedia article texts and the supporting editing histories. We define the amount of work done by users according to the length of their text changes in alphabetic characters (for glyphs we can also count the numbers of strokes), since short or easily written words are generally more common.

The amount of work is linked to the amount of attention offered by each agent, and this plays a key role in explaining the results (see below). The presence of contention with activity suggests that activity is stimulated by what we might call mistrust of the changes made by others. We can assume that few if any of the agents know one another. There is little evidence of explicitly cooperative behaviour.

In addition to the article text, which is the reason for users to come together, we can go further with the logs of change histories to see whether contributors altered each other’s contributions deliberately in short succession. Over time, one expects all text might be altered in major and minor ways, but when this occurs in the manner of a duel between two users, it marks a significant semantic interaction. In such a case, we characterize the behaviour as “contentious”.

The arrival and departure of users thus forms a kind of ‘detailed-balance’ model for the

statistical stability of the group spectrum, i.e. the probability of finding a group of size  $N$ . Let us assume that the set of agents affiliated with the Wikipedia platform is large and broad in its characteristics. This can be expressed by saying it has maximum entropy. Now, suppose that a new Wikipedia topic page is started at random by any agent. Eventually another agent will find the changes and be attracted by the seed of a common interest. Indeed, a high proportion of edits is carried out by automated processes that police the platform. Coincidence doesn't imply complete alignment between the agents, and they may contend with one another at a rate proportional to the number of others in the group. This leads to kinetic work activity proportional to  $N - 1$ .

Let us assume that there is a reservoir of agents whose intentions are distributed with high entropy. Wikipedia does not advertise nor incentivize editing in any way, so the arrival of a single agent to edit a page is completely ad hoc. Using Promise Theory [16], we can assume that a topic is represented by a direction in the space of promise outcomes and that there will be a subset of the agents who are aligned with their understanding of this approximate topic.

To determine the rate of attention for the agents, we follow the guidance offered by the dimensions of work/energy for work done by a pressure or force and the resultant kinetic response. Precise details needn't be known to find the rate of temporal evolution as a velocity change from the kinetic work ( $1/2mv^2$ ). Given some level of attractive potential for curious agents, the rate of kinetic attachment would be expected to flatten like the square root of work. From information theory, maximal entropy in a conservative reservoir of agents generates a Boltzmann distribution  $\exp(-\beta E)$ , where  $E$  is a work-energy parameter. We don't actually require the number of possible agents to be conserved, as the number is assumed to be essentially infinite. A parameter  $\beta$  represents the agents' average intolerance for contention 'back pressure'. Choosing the only dimensionless combination of parameters  $\nu \sim \beta(N - 1)/\langle N \rangle_{\overline{T}}$ , where  $N - 1$  is the group size exerting pressure on a newcomer and  $\langle N \rangle_{\overline{T}}$  is contention maximum groups scale, we obtain a probability of

$$Pr(N) = Pr(\text{attachment}) \text{ AND } Pr(\text{dissipation}) \sim \sqrt{\nu} \times \exp(-\beta\nu). \quad (1)$$

From this, we can derive an expression for the probability of finding a group of size  $N$ :

$$\psi(\nu) = \frac{4}{\sqrt{\pi}} \frac{\nu^{\frac{1}{2}} e^{-\nu}}{\langle N \rangle_{\overline{T}}}, \quad \nu = \frac{2\beta(N - 1)}{\langle N \rangle_{\overline{T}}}, \quad (N > 1). \quad (2)$$

The broad narrative implied by this result is that new pages are random events ('event one' of an episode). These events form a seed that attracts the attentions of others. In a group of total size  $N$ ,  $N - 1$  will be stimulated by the seeding to follow the rising square root rate of kinetic attention. This corresponds to 'grooming' work in the language of [17]. As the back-pressure arising from inevitable contention in the group rises, innate limitations on agents' capacity for this work drives them away. The entropy of the total mixture ensures this is exponential on a large scale.

We need to be careful in interpreting statistical distribution laws as causative, because a statistical law does not necessarily have reverse causal implications for individual instances. A tolerance for group size derived statistically may only be a weak indicator of individual behaviour. However, there is something intriguing about this result on a number of levels. There is an 'invisible hand' style shaping of outcomes which is not quite a force, but which could be modelled as one in an effective theory. Indeed, theory suggests that there is a relationship between these outcomes and innate properties.

The distribution relates the tendency for contention in a group to a tendency for neighbours to tolerate one another's presence. Initially, this work seems to be the very essence of the process

of discussing and contending over subject matter editing changes. Later, this progress seems to be overpowered by the tendency for the costs of contention to overcome the perceived benefit. This interpretation makes sense because the contention maximum always lies at larger size than the most common maximum size. In other words, contention is still growing when the group starts to falter.

## 5 Universality of the distribution

Before moving on, it is tantalizing to speculate on the wider behaviour of the curve in figure 4. Implicit in this functional form is a kind of stepping stone hierarchy of scales, determined in detail by the contention cost  $\beta$ . Although we here only have data for  $\langle N \rangle_T = 8$ , but we can nonetheless compare the consequences of the model for other values with data from other sources. If we examine the relationship between the maximum of contention and the maximum equilibrium group size, we see an interesting hierarchy of sizes, reminiscent of the Dunbar hierarchy (5,15,...150,500, etc.). The precise values depend on the choice of  $\beta$ , whose value lies close to 1 for this work, but tolerates minor adjustment to smaller values. The value that generates the usual Dunbar hierarchy of sizes lies between 0.875 and 0.95.

Implicit in the statistical law (2) is a prediction that there is a fission rate for groups with contentious interactions of approximately  $2\beta$  for  $N \gg 2\beta$  (for smaller  $N$  the integral nature of  $N$  precludes a precise analytical expression). The values in this study are consistent with the work on conversations summarized in [18]. These show conversational groups of around  $N = 8$  rapidly partitioning into two separate semi-independent subgroups. The emergence of a contention limit or peak level plays the role of an ‘innate’ characteristic for the bulk of the agents. We should not forget that 20% or more of agents are in fact software bots, with potentially infinite tolerance, whose behaviour is largely triggered by human activity. The role of attractors is a key feature, represented by the factors  $(N - 1)$  in the spectrum.

In the case of the  $\beta = 0.875$ , we have a series close to 5,15,...150, etc. A group that could loosely contend at  $n = 550$  would tend to break up into fragments of 150, and a group of around 15 might break up into smaller groups of order 5 under pressure, and so forth. This suggests an interesting kinetic link between the dominant group scales. Again, we emphasize that these are statistical tendencies not causal rules at the network level. The network causality implicit in the formula is one based on the kinetic work done by the process supported by the local network. The precise numbers are inevitably subject to a degree of statistical uncertainty, but the essence of the story is compatible with the scaling hierarchy of Dunbar numbers known from wider sources. Removing all bot interactions from the data alters average  $N$  slightly to give an effective value of  $\beta = 0.93$ , which is closer to this idealized series.

The square root growth is a consequence of the work/energy invested in attending to the ongoing process. The cognitive cost of increased familiarity is an increased processing time cost [19]. In physics, energy is the complementary variable (and thus generator) of temporal evolution in a system. This relationship is essentially information theoretic on a statistical level. In this respect, information is a cybernetic concept in the sense that it can involve the exchange of actual information about some aspect of the world or some token such as grooming that defines the quality of a relationship (see also West et al. [2,3]). The link between intentions, promises, and trust points to this intentionality as the seed attractor in the explanation of process network dynamics [20]. The attractive ‘force’ during growth is not a network effect but a kinetic attention effect over these networked bonds. Attraction does not therefore necessarily imply proximity in physical spacetime, but rather in intention space (i.e. the alignment is in intention first and in position only as a secondary consequence of attention [20]).

## 6 Discussion

The signature of an apparently universal group dynamics is evident within the data mined from Wikipedia. We did not set out to look for it, yet it seems to dominate the behaviour of contributors and offers a fortuitous opportunity to measure details normally not available to onlookers. We emphasise that the data we analyse here only provides evidence for a single grouping phenomenon with characteristic scales  $n_{\max} \simeq 4$  and  $\langle N \rangle_{\overline{T}} \simeq 8$ . Nonetheless, the present findings suggest that even online editorial cliques approximate, and are subject to, the same rules and constraints as face-to-face conversations. Natural conversations have an upper limit at four members [9–13], with this limit seemingly set by the mentalising capacities of the average adult [11]. This suggests that the remote editing of documents works best if the editors understand each other’s perspectives and likely intentional mindstates.

The question we are left with is what is the seeding force or ”invisible hand” shaping attraction and repulsion in the group processes. Is it the charismatic leader, the threat of predation (animal or human), the need for cooperation, etc. The formula derived from Promise Theory suggests there will be one, eventually represented by the proxy of the group itself. For Wikipedia, it is clearly the suspicion that someone is changing a subject others care enough about to defend. In this sense, the process of ‘grooming’ or maintaining the relationship is with the subject matter rather than the others in the group directly, and it is clearly a kinetic one: the activity is that of a standalone agent, which is therefore limited by the characteristics of the agent, some of which are innate and others a function of state.

One of the motivations for studying user behaviour in informatics is to understand the security of online platforms such as Wikipedia. Such platforms are increasingly prevalent features of our lives. In Informatics, trust is usually handwaved away with very simple questions about identity reliability (trustworthiness), leading to misleading calls for ‘zero trust’ behaviour. Trustworthiness is a trait that an agent or individual may have in some quantity (usually varying probabilistically between 0 and 1) that characterises you as an individual [21]. Trustworthiness (usually recognised by cues of various kinds) can act as a ‘first pass’ basis for action, but it is at best a broad-brush cue based on generalities. Trust, on the other hand is not a trait but a process that is built up over time through repeated interactions: I trust you because I have interacted with you on a number of occasions and found you to be reliable (as an individual). The challenge in using trust as a characteristic in the security of systems is that it represents something taking shape over very large numbers of events. This may well make it useless as a practical tool unless there are truly universal cues that transfer from one case to another.

There has been a tendency to look to ‘complexity science’ to explain phenomena that relate to biological and social systems. We see little of that in the results here. At the scale of bulk measurement, we find remarkable stability. This is an indication of a separation of timescales between interior processes involved in relationship maintenance and the exterior ‘boundary conditions’ of the social network. What is challenging for monitoring systems in general is that the timescales over which significant changes may occur must be faster than the timescale over which statistical learning takes place. This is surely why attentiveness is so expensive and group sizes are constrained in a hierarchy of tradeoffs. Indeed, if we seek to compare singular interactions to an average profile of bulk behaviour, we are faced with a learning challenge if we are to weed out bad actors. This challenge is precisely the reason why brains evolved their phenomenal capabilities in the context of ever larger social groups. Not surprisingly, it is currently under scrutiny in connection with Machine Learning for Artificial Intelligence (AI).

Acknowledgement: MB is grateful to György Buszákai for discussions about the neuroscience. This work was supported by the NLnet Foundation.

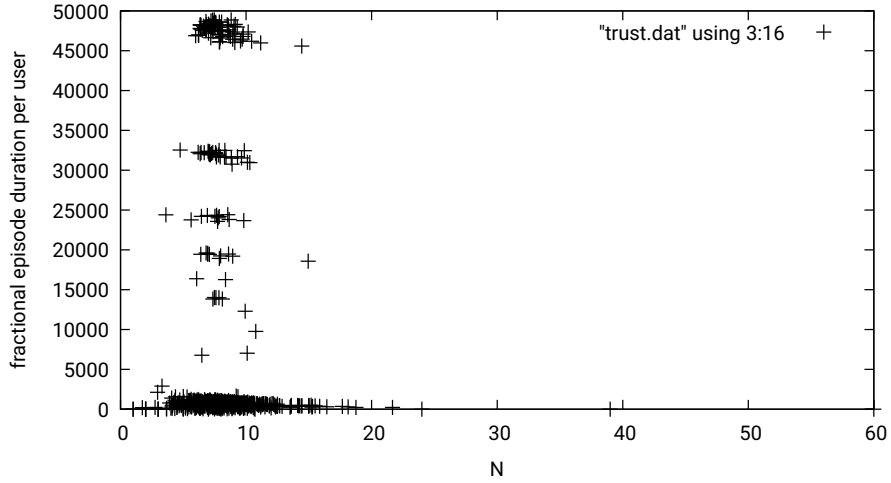


## References

- [1] R.I.M. Dunbar. Structure and function in human and primate social networks: Implications for diffusion, network stability and health. *Proc. R. Soc. London*, 476A:20200446, 2020.
- [2] B.J. West, G.F. Massari, G. Culbreth, R. Failla, M. Bologna, R.I.M. Dunbar, and P. Grigolini. Relating size and functionality in human social networks through complexity. *Proceedings of the National Academy of Sciences*, 117(31):18355–18358, 2020.
- [3] B.J. West, G. Culbreth, R.I.M. Dunbar, and P. Grigolini. Fractal structure of human and primate social networks optimizes information flow, 2023.
- [4] I. Tamarit, J.A. Cuesta, R.I.M. Dunbar, and A. Sánchez. Cognitive resource allocation determines the organization of personal networks. *Proceedings of the National Academy of Sciences*, 115(33):8316–8321, 2018.
- [5] I. Tamarit, A. Sánchez, and J.A. Cuesta. Beyond dunbar circles: a continuous description of social relationships and resource allocation. *Scientific Reports*, 12:1–11, 2022.
- [6] R.I.M. Dunbar. The anatomy of friendship. *Trends in Cognitive Sciences*, 22(1):32–51, 2018.
- [7] A.J. Sutcliffe, R.I.M. Dunbar, J. Binder, and H. Arrow. Relationships and the social brain: integrating psychological and evolutionary perspectives. *Brit. J. Psychol.*, 103:149–168, 2012.
- [8] J.A. Bergstra and M. Burgess. Local and global trust based on the concept of promises. Technical report, arXiv.org/abs/0912.4637 [cs.MA], 2006.
- [9] R.I.M. Dunbar, A. Marriott, and N. Duncan. Human conversational behavior. *Human Nature*, 8:231–246, 09 1997.
- [10] G. Dezechache and R.I.M. Dunbar. Sharing the joke: The size of natural laughter groups. *Evolution and Human Behavior*, 33:775–779, 11 2012.
- [11] J.A. Krems, R.I.M. Dunbar, and S.L. Neuberg. Something to talk about: are conversation sizes constrained by mental modeling abilities? *Evolution and Human Behavior*, 37(6):423–428, 2016.
- [12] C. Robertson, B. Tarr, M. Kempnich, and R.I.M. Dunbar. Rapid partner switching may facilitate increased broadcast group size in dance compared with conversation groups. *Ethology*, 123:736–747, 2017.
- [13] M. Dahmardeh and R.I.M. Dunbar. What shall we talk about in farsi?: Content of everyday conversations in iran. *Human Nature*, 28(4):423–433, 2017.
- [14] M. Burgess. Testing the quantitative spacetime hypothesis using artificial narrative comprehension (i): Bootstrapping meaning from episodic narrative view as a feature landscape. *arXiv:2010.08126 [cs.AI]*, 2020.
- [15] M. Burgess. Testing the quantitative spacetime hypothesis using artificial narrative comprehension (ii): Establishing the geometry of invariant concepts, themes, and namespaces from narrative. *arXiv:2010.08125 [cs.AI]*, 2020.
- [16] J.A. Bergstra and M. Burgess. *Promise Theory: Principles and Applications (second edition)*.  $\chi t$ Axis Press, 2014,2019.

- [17] R. Dunbar. *Grooming, Gossip, and the Evolution of Language*. Faber and Faber, London, 1996.
- [18] R. Dunbar. *Friends: Understanding the Power of our Most Important Relationships*. Little, Brown, 2022.
- [19] T. Dávid-Barrett and R.I.M. Dunbar. Processing power limits social group size: computational evidence for the cognitive costs of sociality. *Proceedings of the Royal Society B: Biological Sciences*, 280, 2013.
- [20] M. Burgess. Notes on trust as a causal basis for social science. *SSRN Archive*, available at <http://dx.doi.org/10.2139/ssrn.4252501> (DOI: 10.2139/ssrn.4252501), August 2022.
- [21] R.A. Barrio, T. Govezensky, R.I.M. Dunbar, G. Iñiguez, and K. Kaski. Dynamics of deceptive interactions in social networks. *Journal of The Royal Society Interface*, 12(112):20150798, nov 2015.

27



29

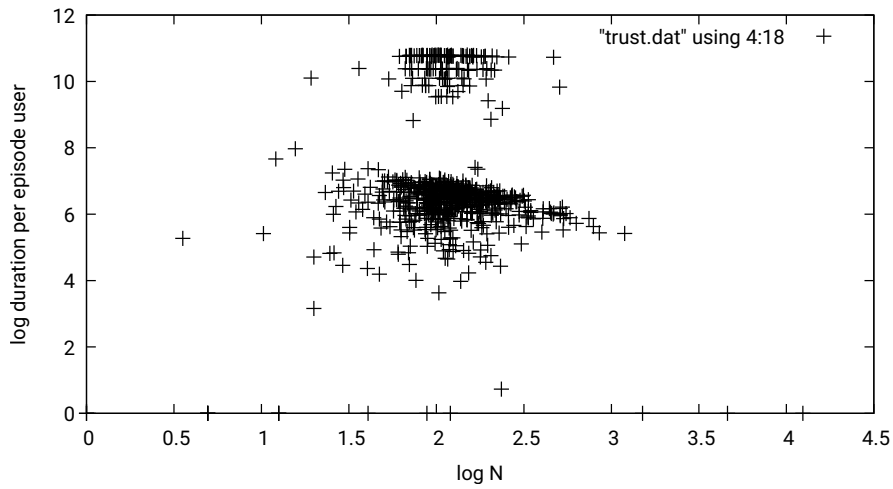


Figure 2: Duration per episode versus  $N$ . This is the average fractional time spent by a single user over an episode. The duration is measured in days. The graph axes (natural logs) all show clustering in a region, rather than a line relationship, suggesting that the tendency to continue interacting (fighting or discussing) decays weakly and exponentially with the number of users, but is almost constant. The number of users itself does not vary much in episodes, so the cluster is narrow.

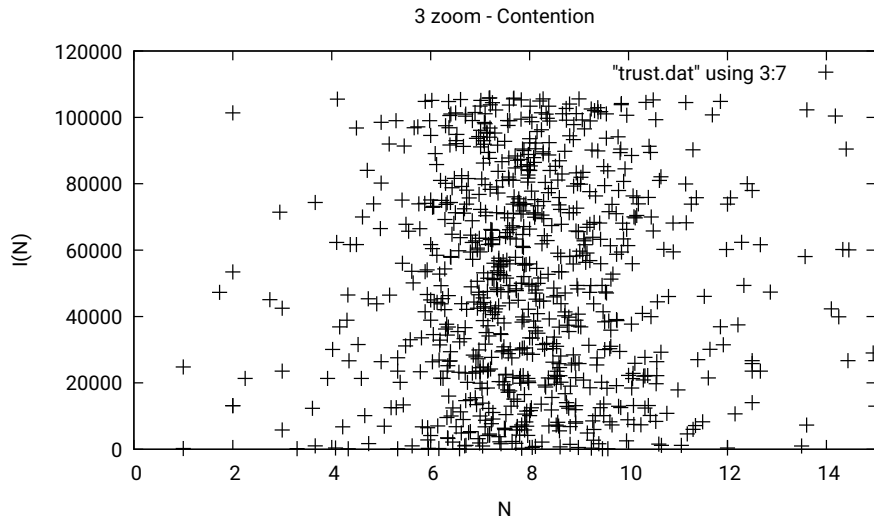


Figure 3: A zoomed view of the contention  $I(N)$  and mistrust, both peak around approximately  $N = 8$ .

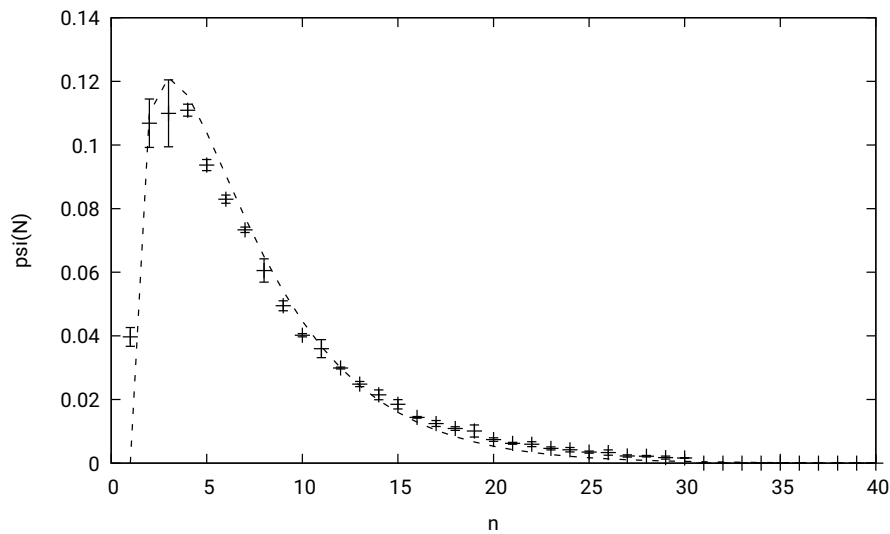


Figure 4: The normalized frequency spectrum of group sizes indicates the probability of finding an episodic group of size  $N$ . We note that the peak near  $N = 4$  is well below the group size that maximizes contention at  $N = 8.2$ . The stippled line shows a theoretical fit for the curve derived from Promise Theory and dimensional considerations (see text below). Crosses indicate estimated error uncertainty.