

Sandra - A Neuro-Symbolic Reasoner Based On Descriptions And Situations

Nicolas Lazzari¹, Stefano De Giorgis¹, Aldo Gangemi¹ and Valentina Presutti¹

¹University of Bologna

{nicolas.lazzari3, stefano.degiorgis2, aldo.gangemi, valentina.presutti}@unibo.it

Abstract

This paper presents *sandra*, a neuro-symbolic reasoner combining vectorial representations with deductive reasoning. *Sandra* builds a vector space constrained by an ontology and performs reasoning over it. The geometric nature of the reasoner allows its combination with neural networks, bridging the gap with symbolic knowledge representations. *Sandra* is based on the Description and Situation (DnS) ontology design pattern, a formalization of frame semantics. Given a set of facts (a situation) it allows to infer all possible perspectives (descriptions) that can provide a plausible interpretation for it, even in presence of incomplete information. We prove that our method is correct with respect to the DnS model. We experiment with two different tasks and their standard benchmarks, demonstrating that, without increasing complexity, *sandra* (i) outperforms all the baselines (ii) provides interpretability in the classification process, and (iii) allows control over the vector space, which is designed a priori.

1 Introduction

Reasoning on perspectives is relevant in many contexts and applications. In very rigorous domains such as medicine or jurisprudence, the same case can be interpreted through more than one description: a patient’s situation can be analyzed through different diagnostic hypotheses; a legal state of affairs can be interpreted by applying different, possibly conflicting, norms. In storytelling techniques, spin doctors can frame the same topic in different ways to support alternative political scenarios: “*Conservatives claim that we need relief from taxes vs. Democrats claim that taxes are investments for us.*” [Vossen and Fokkens, 2022].

Informally, a set of facts (situation) can be described through more than one - potentially conflicting - perspective, which can be inferred even in presence of partial data. This paper proposes a method and a neuro-symbolic reasoner, named *sandra*, able to infer all perspectives that are plausible descriptions for a given situation. Associating different plausible descriptions to a situation requires the capability to reason at both the intensional and the extensional level, i.e.,

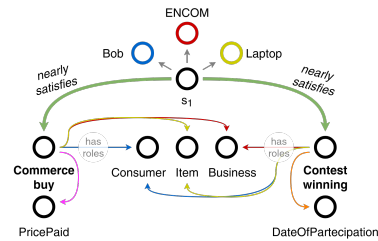


Figure 1: Example of two descriptions (Commerce buy and Contest winning) that are satisfied by a situation that involves the entities Bob, ENCOM, Laptop. The two descriptions define the same roles, hence they provide two different perspectives from which the situation can be interpreted.

with both concepts and facts, posing a challenge on how to formally represent the knowledge required, as well as on the reasoning technique to apply.

From a knowledge representation perspective, the Description and Situation (DnS) [Gangemi and Mika, 2003] ontology design pattern addresses this problem. DnS provides a formalization of frame semantics, generalizing over Fillmore’s [Fillmore and others, 2006] and Minsky’s [Minsky, 1974] proposals. It has been largely used in many ontology projects (mainly using its OWL formalization) [Scherp *et al.*, 2009; Boyan Brodaric and Femke Reitsma and Yi Qiang, 2008; Porzel and Cangalovic, 2020; Bikakis *et al.*, 2021]. DnS defines a general vocabulary for n-ary relations, introducing the concepts of *description* and *situation*. A situation is a set of facts, as it is described by an observer, involving a set of entities. In Figure 1 a situation involving three entities is represented: Bob, ENCOM, and s_1 Laptop. A description is a perspective (a theory, a schema) defining concepts that can classify, hence interpret, the entities observed in a situation. In Figure 1 two descriptions are represented, Commerce buy and Contest winning. With DnS, both descriptions and situations are formalized as first-order entities in an ontology, therefore potentially enabling reasoning over them both at the intensional (description) and extensional (situation) level, in the same domain of discourse. In DnS terms, we say that a situation s satisfies a description d , when d is a plausible or correct interpretation of s . In Figure 1 both descriptions (Commerce buy and Contest winning) are satisfied by the situation s_1 involving Bob, ENCOM, and Laptop,

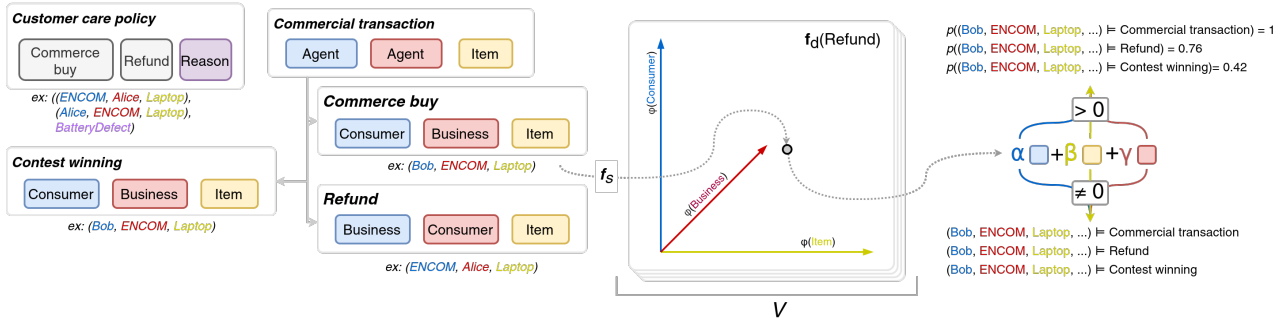


Figure 2: Examples of some descriptions and situations alongside the conversion of a situation into V to detect the satisfied descriptions. The process of deducing which descriptions are satisfied by f_s is shown on the right.

even if they are conceptually incompatible. A perspective-based reasoner shall be able to detect this conceptual difference and yet infer both *satisfies* relations.

To the best of our knowledge, this behaviour is unobtainable with existing logic-based reasoners. Within a traditional logic approach, conflicting concepts (such as *Commerce buy* and *Contest winning*) are correctly modelled as disjoint classes. Therefore, classifying the situation from the example of Figure 1 in both descriptions would lead to an inconsistency. Furthermore, no classification would be provided if the extensional data available is partial. Fuzzy reasoners, such as [Kamide, 2022], may be more tolerant but would show the same problem (inconsistency) adding an issue of possible undecidability. Logic-based representations and reasoning have also benefits: a clear, formal model of descriptions is defined and the inference is always sound and complete with respect to that model. At the same time, the data representing situations must be structured and compliant with such model, requiring significant effort.

Neural Network models are a solution to both obtaining an approximate classification, and being able to inject any type of data (images, text, etc.), not only structured data. Nevertheless, they may need a large sample including both descriptions and situations, and the results may be incompatible with the formal model, for example it might happen that only some of the plausible descriptions are retrieved. In short, logic reasoning lacks inconsistency and partial-data-tolerant deductions, while neural network models lack the completeness of deductive inference.

Neuro-symbolic methods, such as [Manhaeve *et al.*, 2018; Geh *et al.*, 2023; van Krieken *et al.*, 2022], combine important benefits of logic-based and approximate reasoning, and (very important) they can ingest unstructured data. Nevertheless, they rely on the same consistency assumption, which is undesirable in a perspective-reasoning scenario.

The approach proposed in this research (*sandra*) relies on the neuro-symbolic paradigm but addresses this issue. It formalizes and implements the inference of the *satisfies* relation between situations and descriptions and, at the same time, it provides a probability score and a deductive, interpretable inference.

It includes: (i) a theoretical framework formalizing DnS in a differentiable and probabilistic fashion, which we prove to

be correct with respect to DnS. It creates a vector space V isomorphic to a DnS-based ontology (defining a set of descriptions); (ii) the implementation of a neuro-symbolic architecture, where the neural network is constrained to position any detected situation (from any source type) in one or more subspaces of V , each corresponding to a description defined in the ontology. The intuition is that this constraint makes the network less prone to noise. Our formulation allows efficient inference in the DnS domain. Our hypothesis is that by constraining the representation learning process to a DnS-based ontology we can perform perspective-based reasoning without performance loss or increase of computational complexity.

To evaluate our hypothesis we experiment our method on two different tasks: visual reasoning on the I-RAVEN benchmark [Hu *et al.*, 2021] and domain generalization on Fashion-MNIST [Xiao *et al.*, 2017]. For each task, we assess the influence of adding *sandra* to a standard baseline model and find increased performances with polynomial complexity¹.

Our contribution can be summarized as follows: 1. A correct differentiable probabilistic formalization of DnS; 2. A neuro-symbolic reasoner that combines deductive and inductive reasoning to classify arbitrary situations extracted by a neural network into the descriptions (perspectives) that can plausibly interpret them

The rest of the paper provides a formalization of DnS (Section 2) and of our method (Section 3). Section 4 describes our experiments and results, which are further discussed, along with future work in Section 5. Section 6 discusses relevant related work, while Section 7 concludes the paper.

2 Descriptions & Situations

In DnS, descriptions and situations are n -ary relations. We refer to the arguments of a description as *roles*, and to those of a situation as *entities*. For example, in Figure 1, *Business*, *Consumer*, and *Item* are the roles of the *Commerce buy* description, while *ENCOM*, *Bob*, and *Laptop* are the entities of the situation s_1 . A situation s satisfies a description d , if each entity of s can be classified by one role of d /footnoteIn

¹in time and space with respect to the number of entities within an ontology.

the original formalization of DnS this is called maximal satisfaction. Our formalization is able to capture all possible types of satisfaction although the terminology is simplified. For example, s_1 satisfies `Commerce buy` as `Business` classifies `ENCOM`, `Consumer` classifies `Bob`, and `Item` classifies `Laptop`.

A formalization of DnS in First Order Logic is given in [Gangemi and Mika, 2003]. We extend it to allow roles as n-ary relations and provide here the resulting formal semantics. With \mathcal{O} a DnS-based ontology, we define \mathcal{D} as the set of descriptions in the ontology, with \mathcal{R} the set of roles and \mathcal{E} the set of entities and assume that $\mathcal{D} \cup \mathcal{R} \cup \mathcal{E} \subseteq \mathcal{O}$.

Definition 1. A description d is a tuple $d = (r_1, \dots, r_n) \in \mathcal{D}$ with $r_i \in \mathcal{R} \cup (\mathcal{D} - \{d\})$.

For instance, in Figure 2, $Refund \in \mathcal{D}$ with $Consumer, Business, Item \in \mathcal{R}$.

Notice that descriptions can be used as roles as well. For instance, $Customer\ care\ policy = (Commerce\ buy, Refund, Reason) \in \mathcal{D}$, where $Commerce\ buy, Refund \in \mathcal{D}$.

Definition 2. A situation s is a tuple $s = (e_1, \dots, e_n) \in \mathcal{S}$ with $e_i \in \mathcal{D} \cup \mathcal{R} \cup \mathcal{E} \cup \mathcal{S}$.

For example, the tuple $(Bob, ENCOM, Laptop)$ of Figure 2 is a situation.

A situation can also involve other situations as its entities. For example, in Figure 2, the tuple

$$s = ((ENCOM, Alice, Laptop), \\ (Alice, ENCOM, Laptop), \\ BatteryDefect)$$

represents a situation in which *Alice* bought a *Laptop* from *ENCOM*, *ENCOM* received it back from *Alice* and a *BatteryDefect* reason is specified. Both *Alice* buying and *ENCOM* receiving the *Laptop* are two separate situations that are part of another situation, which also involves *BatteryDefect*.

When a description d explains a situation s , we say that s satisfies d , written as $d \models s$.

Definition 3 (satisfaction). With $d \in \mathcal{D}$ and $s \in \mathcal{S}$

$$d \models s \Leftrightarrow \forall r \in d. (\exists e \in s. e \in r) \vee (\exists s' \in s. r \models s')$$

In Figure 2 the situation $s = (Bob, ENCOM, Laptop)$ satisfies the descriptions *Commerce buy* and *Contest winning*. Both descriptions are perspectives from which s can be interpreted.

Assuming that \mathcal{O} asserts that $Consumer, Business \subseteq Agent$ (i.e. *Agent* is a broader role than *Consumer* and *Business*), we have that *Commercial transaction* $\models s$ as well, since the two roles are also *Agents*.

Corollary 1. Given $d, d' \in \mathcal{D}$ with $d' \subseteq d$ and $s \in \mathcal{S}$ then $d' \models s \Rightarrow d \models s$.

Proof to Corollary 1 trivially follows from definition 3.

Definition 3 states the condition such that a perspective is valid for a situation. However, a description can be a plausible perspective for a situation even if only some of its roles are fulfilled. In this case, we say that a description *nearly* satisfies a situation, written as $d \approx s$.

Definition 4 (near-satisfaction). With $d \in \mathcal{D}$ and $s \in \mathcal{S}$,

$$d \approx s \Leftrightarrow \exists r \in d. (\exists e \in s. e \in r) \vee (\exists s' \in s. r \models s')$$

From Definition 4 it follows that if a situation satisfies a description, then it also *nearly*-satisfies it.

Corollary 2. With $d \in \mathcal{D}$ and $s \in \mathcal{S}$, $d \models s \Rightarrow d \approx s$

The proof is trivial and follows from Definitions 3 and 4.

3 Method

With reference to Section 2 we define a vector space V over the field $\mathbb{R}^{|\mathcal{R} \cup \mathcal{D}|}$. For each description $d \in \mathcal{D}$ a subspace V_d is identified by its roles. Assuming that \mathbf{v}_s is a vector representing $s \in \mathcal{S}$ and that $d \models s$ with $d \in \mathcal{D}$, the intuition following from Definition 3 (and 4) is that \mathbf{v}_s must be defined by (some) entities classified by the roles in \mathcal{D} that identify the subspace V_d .

In this section, we describe how a subspace V_d is defined and how to deduce when a description is (*nearly*-)satisfied by a situation. Notation-wise, we assume that $s \in \mathcal{S}$ and for some $d \in \mathcal{D}$, V_d is the subspace associated with d and B_d is the spanning set (span) of V_d .

Subspace definition The set B_d , defined as $B_d = \{\mathbf{b}_1, \dots, \mathbf{b}_n\}$ is a basis for the subspace V_d , i.e. the vectors in B_d form a minimal spanning set for V_d . Hence every $\mathbf{v} \in V_d$ can be expressed as a linear combination (a weighted sum) of the vectors in B_d [Meyer and Stewart, 2023].

Given Definitions 3 and 4, it follows that the vectors in B_d must originate from the description d and its roles $r \in d$. We define \mathbf{f}_d as the function that converts each description $d \in \mathcal{D}$ to a vector $\mathbf{f}_d(d) \in B_d$. Informally, $\mathbf{f}_d(d)$ is obtained by recursively aggregating the vector representations \mathbf{v}_r of the roles $r \in d$. A function ϕ computes \mathbf{v}_r ensuring that $\mathbf{f}_d(d) \in B_d$ and that \mathbf{v}_r reflects subsumption relations between roles.

Definition 5 (\mathbf{f}_d). Given $d \in \mathcal{D}$, the function $\mathbf{f}_d : \mathcal{D} \rightarrow V$ is defined as

$$\mathbf{f}_d(d) = \sum_{r \in d} \begin{cases} \mathbf{f}_d(r) & \text{if } r \in \mathcal{D} \\ [\phi(r, x_1) \parallel \dots \parallel \phi(r, x_n)] & \text{otherwise} \end{cases}$$

where $x_i \in \mathcal{R} \cup \mathcal{D}$ and $\phi : (\mathcal{R} \cup \mathcal{D}) \times (\mathcal{R} \cup \mathcal{D}) \rightarrow \mathbb{R}$ with $\phi(x, y) = \mathbb{1}_{[x \subseteq y]}$

Proposition 1 (\mathbf{f}_d is bijective). With $d \in \mathcal{D}$ and $\alpha, \beta \in V$

$$\mathbf{f}_d(d) = \alpha \wedge \mathbf{f}_d(d) = \beta \Leftrightarrow \alpha = \beta$$

Proof. We prove that \mathbf{f}_d is injective (†) and surjective (‡):

† With $\mathbf{f}_d(d) = \alpha \neq \beta = \mathbf{f}_d(d) \Rightarrow \exists i. \alpha_i \neq \beta_i \xrightarrow{\text{Def. 5}} \exists x, r_i. \phi(x, r_i) \neq \phi(x, r_i) \Rightarrow x \subseteq r_i \wedge x \not\subseteq r_i \rightarrow \perp$

‡ With $\mathbf{f}_d(d) = \mathbf{f}_d(d')$ and $d \neq d' \Rightarrow \forall i \mathbf{f}_d(d)_i = \mathbf{f}_d(d')_i \xrightarrow{\text{Def. 5}} \exists x, x'. \phi(x, x') = \phi(x', x) = 1 \xrightarrow{\text{Def. 5}} x \subseteq x' \wedge x' \subseteq x \Rightarrow x = x' \rightarrow \perp$

Given † and ‡, \mathbf{f}_d is bijective by definition. \square

Proposition 2 (\mathbf{f}_d is a linear function). With $d \in \mathcal{D}$, $\alpha \in \mathbb{R}$

$$\alpha \mathbf{f}_d(d) = \mathbf{f}_d(\alpha d)$$

$$\begin{aligned}
\text{Proof. } \alpha \mathbf{f}_d(d) &= \alpha \sum_{r \in d} [\phi(r, x_1) \parallel \cdots \parallel \phi(r, x_n)] = \\
&\sum_{r \in d} [\alpha \phi(r, x_1) \parallel \cdots \parallel \alpha \phi(r, x_n)] = \mathbf{f}_d(\alpha d) \quad \square
\end{aligned}$$

Theorem 1. Given a description $d \in \mathcal{D}$, the set $B = \{\mathbf{f}_d(r_1), \dots, \mathbf{f}_d(r_n)\}$ with $r_1, \dots, r_n \in d$ is composed of linearly independent vectors and forms a basis for the subspace V_d .

$$\begin{aligned}
\text{Proof. } \alpha_1 \mathbf{f}_d(x_1) + \cdots + \alpha_n \mathbf{f}_d(x_n) = 0 &\stackrel{\text{Prop 2}}{\iff} \mathbf{f}_d(\alpha_1 r_1) + \\
\cdots + \mathbf{f}_d(\alpha_n r_n) = 0 &\stackrel{\text{Prop 2}}{\iff} \mathbf{f}_d(\alpha_1 r_1 + \cdots + \alpha_n r_n) = 0 \stackrel{\text{Prop 1}}{\iff} \\
\alpha_1 + \cdots + \alpha_n = 0 &\quad \square
\end{aligned}$$

It follows that we can find the spanning set B_d (and hence V_d) of any description d within the ontology \mathcal{O} as $B_d = \{\mathbf{f}_d(r_1), \dots, \mathbf{f}_d(r_n)\}$ for all $r_i \in d$.

We assume, without any loss of generality, that \mathcal{O} can be represented as an acyclic directed graph. It follows from Definition 5 that for any $d \in \mathcal{D}$, B_d can be computed in polynomial time $\mathcal{O}(|\mathcal{D}|^2)$. The proof follows from Definition 5: in the worst case for each description we have to loop through every other description.

Situation encoding Given the definition of the subspace V_d , the intuition is that its vectors are those representing all the situations s such that $d \models s$. To obtain $\mathbf{v}_s \in V$, the vector representation of s , we introduce the function \mathbf{f}_s , which maps a situation $s \in \mathcal{S}$ into a vector.

Definition 6. Given $s \in \mathcal{S}$, $e \in \mathcal{E}$ and $r \in \mathcal{R}$, and with $\psi : \mathcal{E} \rightarrow \mathcal{R}$ defined such that $e \in r \Rightarrow \psi(e) = r$, the function $\mathbf{f}_s : \mathcal{S} \rightarrow V$ is defined as

$$\mathbf{f}_s(s) = \sum_{e \in s} \begin{cases} \mathbf{f}_s(e) & \text{if } e \in \mathcal{S} \\ \mathbf{f}_d(\psi(e)) & \text{otherwise} \end{cases}$$

The function ψ can be implemented by a deductive reasoner (e.g. [Glimm *et al.*, 2014]) or provided externally.

The vector \mathbf{v}_s produced by the function \mathbf{f}_s is the aggregation of the vector representation of the roles that classifies the entities in s and its nested situations. Nested situations are recursively converted into a vector using the same function \mathbf{f}_s . Note that \mathbf{f}_s is a positive definite function, i.e. $\mathbf{f}_s(x) \geq 0 \forall s \in \mathcal{S}$. This follows directly from ϕ in Definition 5.

Description satisfaction Given Theorem 1 and function \mathbf{f}_s , we can check whether the vector representation \mathbf{v}_s lies in the subspace V_d by checking whether \mathbf{v}_s is a linear combination of the vectors in B_d .

Consider A_d as the $|\mathcal{R} \cup \mathcal{D}| \times |d|$ matrix whose column-space is B_d (i.e. the columns are formed by all the vectors $\mathbf{b} \in B_d$). The solution \mathbf{x} to the linear system $A_d \mathbf{x} = \mathbf{v}_s$ contains the coefficients to obtain the vector \mathbf{v}_s as the linear combination of the vectors $\mathbf{b} \in B_d$. Since the columns of A_d are linearly independent by definition, it follows that $\text{rank}(A_d) = |d|$. The solution \mathbf{x} is unique and can be computed as $\mathbf{x} = A_d^+ \mathbf{v}_s$ where A_d^+ is the Moore-Penrose pseudo-inverse of A_d [Meyer and Stewart, 2023].

If $x_i \neq 0$ for all $x_i \in \mathbf{x}$ then \mathbf{v}_s can be expressed as a linear combination of the vectors in B_d meaning that $\mathbf{v}_s \in V_d$.

Since B_d is directly defined after the roles of d (Definition 5), then the roles of d must classify the entities in s . Based on this, we define how to deduce the descriptions satisfied by s according to Definition 3.

Theorem 2. Given $s \in \mathcal{S}$, $d \in \mathcal{D}$, and $\mathbf{v}_s = \mathbf{f}_s(s)$ we have that

$$d \models s \iff \mathbf{v}_s \in V_d$$

Proof. With $d \models s$, from Definition 3 (satisfaction), we have that $\forall r \in d. (\exists e \in s. e \in r) \vee (\exists s' \in s. r \models s')$. Consider $e \in s$ with $e \in r$. From definition 6 we have that $\mathbf{v}_s = \mathbf{f}_d(r) + \varepsilon$ where $\varepsilon \in V$ is the residual due to the other entities in s . It follows that \mathbf{v}_s is linear combination of $\mathbf{f}_d(r)$. Given the arbitrary choice of r , this is true for any $r \in d$ with $r \in \mathcal{R}$. From Definition 3 (near-satisfaction) we can assume that $\exists s' \in s. r \models s'$. Hence there must exist a nested situation s' in s that satisfies $r \in \mathcal{D}$. The proof for $r \models s' \Rightarrow \mathbf{v}_{s'} \in V_r$ is the same for $d \models s \Rightarrow \mathbf{v}_s \in V_d$. Thus, by induction, $d \models s \Rightarrow \mathbf{v}_s \in V_d$ holds.

If instead we assume that $\mathbf{v}_s \in V_d$ then, given Theorem 1 and Definition 6, \mathbf{v}_s is a linear combination of $\mathbf{f}_d(r)$ with $r \in d$. Consider $r \in \mathcal{R}$, then given Definition 6, it must hold that $\mathbf{v}_s = \mathbf{f}_d(r) + \varepsilon$ where ε is defined as above with $e \in s$ and $e \in r$. On the other hand, if $r \in \mathcal{D}$ then since \mathbf{v}_s is linear combination of $\mathbf{f}_d(r)$ there must exist a nested situation $s' \in s$ such that $\mathbf{v}_s = \mathbf{v}_{s'} + \varepsilon$ by Definition 6 and $\mathbf{v}_{s'} \in V_r$. It follows by induction that $r \models s'$. Hence $\mathbf{v}_s \in V_d \Rightarrow (\exists e \in s. e \in r) \vee (\exists s' \in s. r \models s')$ for any arbitrary $r \in d$. \square

P-sandra (Probabilistic sandra) According to Theorem 2 each element of the vector \mathbf{x} (with $\mathbf{x} = A_d^+ \mathbf{v}_s$) indicates the presence (or absence) of an entity $e \in s$ with $e \in r$ and $r \in d$. By applying the Heaviside function $\mathbb{1}_{>0}$ to \mathbf{x} we can interpret it as a boolean vector.

We model the satisfaction of a description as a multinomial probability distribution, hence the probability that s satisfies d is

$$p(d \models s) = \frac{\sum_{i=0}^{|d|} \mathbb{1}_{>0}(\mathbf{x})_i}{|d|} \quad (1)$$

Definition 7. Given $d \in \mathcal{D}$, $s \in \mathcal{S}$ and A_d the matrix whose column-space is B_d , we say that s nearly-satisfies d with probability \hat{p} , written as $d \stackrel{\sim}{\models}_{\hat{p}} s$, if $p(d \models s) = \hat{p}$.

Given Definition 7, we can now state Theorem 3, which generalizes Theorem 2 to nearly-satisfied descriptions according to Definition 4.

Theorem 3. With $s \in \mathcal{S}$, $d \in \mathcal{D}$ then $d \stackrel{\sim}{\models}_{\hat{p}} s \Rightarrow d \stackrel{\sim}{\models} s$ with $\hat{p} = p(d \models s) > 0$; $d \stackrel{\sim}{\models}_1 s \Rightarrow d \models s$; $d \stackrel{\sim}{\models}_0 s \Rightarrow d \not\models s$.

Proof. If $d \stackrel{\sim}{\models}_{\hat{p}} s$ then, according to Definition 7, there is some $r \in d$ such that, given the coefficient i that corresponds to r in \mathbf{x} , $(\mathbf{x})_i > 0$. Hence \mathbf{v}_s is a linear combination of $\mathbf{f}_d(r)$. Similarly to proof of Theorem 2, given Definition 6 it can be proven that exists $e \in s$ with $e \in r$. Thus, from Definition 4, $d \stackrel{\sim}{\models} s$.

If $d \stackrel{\sim}{=} s$ then $\sum_{i=0}^{|d|} \mathbb{1}_{[>0]}(\mathbf{x})_i = 1$ and \mathbf{v}_s is linear combination of the vector representation of all the roles $r \in d$. Thus, $d \stackrel{\sim}{=} s$ follows from Theorem 2.

If $d \not\stackrel{\sim}{=} s$ then $\sum_{i=0}^{|d|} \mathbb{1}_{[>0]}(\mathbf{x})_i = 0$ and \mathbf{v}_s can not be expressed as a linear combination of any of the vector representation of the roles $r \in d$. Thus, $d \not\stackrel{\sim}{=} s$ follows from Theorem 2. \square

Theorem 3 enables a crucial property of our formalization: to infer to which degree a description is satisfied by a situation, while retaining correctness with respect to Definitions 3 (satisfaction) and 4 (*near*-satisfaction).

dP-sandra (Differentiable P-sandra) By virtue of Theorem 3, the process of deducing which descriptions are satisfied (or *nearly*-satisfied) by a situation is a function $H : V \rightarrow \mathbb{R}^{|\mathcal{D}|}$, with

$$H(s) = [p(d_1 \stackrel{\sim}{=} s) \cdots p(d_n \stackrel{\sim}{=} s)] \quad (2)$$

with $d_1, \dots, d_n \in \mathcal{D}$.

H is differentiable with respect to the input vector \mathbf{v}_s (it is composition of differentiable functions) and in particular $\nabla H = [\delta(\mathbf{v}_s) \cdots \delta(\mathbf{v}_s)]$ where δ is Dirac’s delta and $d_1, \dots, d_n \in \mathcal{D}$. Due to the use of the Heaviside function, the gradient is zero everywhere except for the descriptions with probability zero, since $\delta(x) = 0 \forall x \neq 0$. This prevents an effective use of H in Machine Learning methods that rely on gradients to learn the model’s parameters, such as in Deep Learning, where the back-propagation algorithm is used [Lecun *et al.*, 2015].

To overcome this issue, we replace the Heaviside function $\mathbb{1}_{>0}(x)$ with the *ReLU* function [Glorot *et al.*, 2011]. We argue, without any loss in generality, that the behaviour of the *ReLU* function is comparable to the Heaviside function in our setting, since $ReLU(x) > 0 \Leftrightarrow x > 0$. Indeed, we can interpret the *ReLU* function as a smooth version of $\mathbb{1}_{>0}(x)$. Other functions could be used for the same purpose, such as continuous approximations of the Heaviside function, *tanh*, logistic function etc. In this case, we rely on *ReLU* since empirically it suffers less from the exploding/vanishing gradient problem. Nonetheless, we will perform a systematic assessment of other functions in the future, as different functions might lead to different useful properties.

3.1 Neuro-symbolic integration

Since dP-sandra is differentiable with respect to its input vector, it can be used as a standard neural network layer. We define the function \tilde{H} by replacing the Heaviside function in H (as defined in Equation 2) with the *ReLU* function. The function \tilde{H} allows a seamless integration of a DnS-based ontology \mathcal{O} within any arbitrary neural network *NN*.

The *NN* approximates the function \mathbf{f}_s . Given \mathbf{x} a vector generated by a neural network, for instance the features extracted by a Convolutional Neural Network (CNN) from an image or the embedding of a sentence computed by a Transformer, $\mathbf{f}_s(\mathbf{x}) \in V$.

Hence, we can check if the situation represented by \mathbf{x} satisfies d by relying on Definition 1. Moreover, since \tilde{H} is fully differentiable with respect to its input, it is possible to define

an objective function that optimizes the output of the *NN* such that the representation learned for \mathbf{x} lies in V_d as if it was produced by \mathbf{f}_s .

We highlight that our experiments (c.f. Section 4) show that the representation learned by *NN* (a vector \mathbf{x} originating from any source) the vector representation of a situation s manually curated for modeling or representing that source, such as in a Knowledge Graph. This provides us with a means to interpret the intermediate output of the *NN*, and better understand its internal representation, without influencing the process to solve the down-stream task. For example, given the image of a lung X-ray, *sandra* infers all the possible diagnoses without compromising the freedom of the model to formulate the final prediction.

4 Experiments

We experiment the integration of dP-sandra in different neural network architectures. Our goal is to assess whether *sandra* allows to perform perspective-based reasoning without any performance loss or increase in computational complexity, as hypothesized in Section 1. We test our method on two benchmarks: I-RAVEN [Hu *et al.*, 2021], a visual reasoning task, and RotatedFashionMNIST, a domain generalisation task based on FashionMNIST [Xiao *et al.*, 2017]. The choice of the tasks is motivated by the suitability of the data to be modeled according to DnS with a reasonable effort. All the experiments have been trained with the AdamW optimizer on a NVIDIA RTX3090 with 24Gb of RAM.

4.1 Visual Reasoning

The I-RAVEN dataset, based on Raven Progressive Matrices (RPMs) is a repository of images for visual reasoning tasks, designed to examine abstract reasoning capabilities in neural networks [Hu *et al.*, 2021]. An RPM is a 3×3 grid of images where the last image has been removed. The task is to predict the removed image among 8 possible alternatives [Małkiński and Mańdziuk, 2022]. Each image might be composed of multiple (nested) figures, which are simple geometric shapes where the color, size and rotation are varied [Hu *et al.*, 2021]. Recent approaches frame the task as a classification problem and tailor the model to the RPM problem. This has been done by structuring the models such that the relationship between the images is captured [Santoro *et al.*, 2017; Barrett *et al.*, 2018; Zhang *et al.*, 2019a; He *et al.*, 2023] or by reasoning upon the extracted visual features through neuro-symbolic methods [Xu *et al.*, 2023; Hersche *et al.*, 2023]. Our approach extends the baseline model proposed by [Zhang *et al.*, 2019a] with *sandra*. The baseline model is composed by an LSTM that combines the visual features extracted by a CNN on each image. Details on the architecture are in the Appendix ². We integrate *sandra* within the baseline model by adding a linear layer W that projects the representation obtained by the CNN in the vector space V . W is meant to approximate the function \mathbf{f}_s .

Given an image within an RPM, s_R is the situation defined accordingly to Definition 1 and $\hat{\mathbf{x}}$ the vector representing the

²Included in the additional material.

	#Params	C	2×2	3×3	O-IC	O-IG	L-R	U-D
Baseline	205k	26.85	14.55	12.15	12.3	13.4	11.85	13.15
<i>sandra</i>	275k	45.75	16.15	14.1	14.8	14.85	13.05	13.15

(a) Results on the accuracy in the I-RAVEN dataset. Number of parameters of the baseline (first column) is compared with the addition of *sandra*. The remaining columns refer to the specific configuration of the I-RAVEN dataset (number of shapes and their position)

Model	A	B	C
CNN	16.02	17.21	43.13
<i>sandra</i>	15.74	18.62	52.49
MLP	14.56	16.64	31.34
<i>sandra</i>	16.96	18.11	32.88

(b) Results on the accuracy in R-FMNIST benchmark. The parameters in the CNN are 30k and 85.6k using *sandra* while 268.7k and 278 using *sandra* in the MLP.

Table 1: Experimental results.

visual features of the image extracted by the CNN. We approximate $f_s(s_R)$ by minimizing the binary cross entropy

$$\mathcal{L}_{BCE}(\hat{H}(f_s(s)), \hat{H}(ReLU(W\hat{x}))) \quad (3)$$

where \hat{H} is computed as explained in Section 3.1.

Our model classifies an image using linear regression on $\hat{x} \parallel \hat{H}(ReLU(W\hat{x}))$. The loss function is hence

$$\mathcal{L} = \mathcal{L}_{CE} + \mathcal{L}_{BCE}(\hat{H}(ReLU(W\hat{x})), H(f_s(s))) \quad (4)$$

where \mathcal{L}_{CE} is the cross-entropy loss as defined in [Zhang *et al.*, 2019a].

Our approach radically differs from the others since, by relying on *sandra*, the visual features extracted from an image are geometrically constrained such that it is possible to infer valid descriptions from them. The model learns to accurately classify an image, while capturing the semantics of the ontology in its internal representation. The influence of *sandra* is a regularization with respect to a DnS-based ontology. We manually compile a DnS-based ontology (detailed in Appendix) that models the RAVEN dataset. Each image is then converted into a situation compliant to the ontology. Relying on *sandra* allows the inference of which shapes are contained within a figure. A comparison of *sandra* with the baseline is shown in Table 1a, we report the number of parameters of the network (first column) and accuracy (the other columns) of the classification. Each model has been trained using a batch size of 32, a learning rate of 0.001 and the gradient is clipped to have a norm ≤ 0.5 . The results show that integrating *sandra* does not compromise performances (improving them in some cases) nor it requires a significant increase in the number of parameters. We also compare *sandra* with other approaches tailored for this task and for the sake of space, the comparison is reported in the Appendix. We remark that, despite its generality, our method is competitive with other methods³.

4.2 Domain Generalization

The domain generalization task aims at testing how a model is able to learn representations that are independent of a specific domain, i.e. they are effective on distributions never seen during the training process [Zhou *et al.*, 2022]. This includes, for examples, correctly classifying images seen from a different angle than the one in the training set. Many approaches

³We remind that our primary goal is to test our hypothesis rather than solving the downstream task.

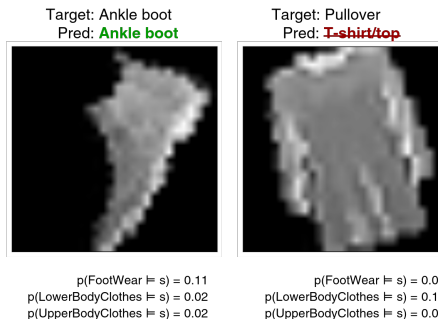


Figure 3: Example of two images and the descriptions they satisfy. The first image has a high probability of satisfying the *FootWear* description, which is reasonable considering the target label. In the second image, we can understand that the wrong classification is associated with the similar probability given to the *LowerBodyClothes* and *UpperBodyClothes* descriptions, leading to an unreliable result.

have been investigated, from learning representations that specifically tackles the problem [Mahajan *et al.*, 2021], to different training techniques [Vedantam *et al.*, 2021]. A wide selection of architectures and techniques is analysed in [Zhou *et al.*, 2023]. Similarly to [Mahajan *et al.*, 2021], we rely on the Rotated-FashionMNIST (R-FMNIST) dataset. R-FMNIST is an image classification task where the training images are rotated in three configurations: $A = \{30^\circ, 45^\circ\}$, $B \equiv A \cup \{60^\circ\}$, $C \equiv B \cup \{15^\circ, 75^\circ\}$. The testing set images are rotated by $\{0^\circ, 90^\circ\}$.

The final prediction is computed using linear regression over the features extracted by a CNN or a MLP. The architectures are described in the Appendix. We manually create a DnS-based ontology, detailed in the Appendix, that models the dataset. Table 1b describes the results in terms of number of parameters of the network (in the caption) and accuracy of the classification. Each model has been trained with a batch size of 32 and a fixed learning rate of $1e^{-4}$. The use of *sandra* proves to be beneficial also in this experiment even though the images of R-FMNIST are only described with a single label, leading to a fairly simple ontology.

These experiments allow us to empirically show the *sandra* improves the interpretability of the model and of its results, as addressed in Section 3. Figure 3 shows the effect of *sandra* in the interpretation of two images, one correctly labeled and one misclassified. By looking at the inferred descriptions, it is possible to interpret the motivation of the mistake.

5 Discussion and Future Works

Sandra approaches the problem of reasoning on different perspectives by formalizing DnS in a vector space. Through the formulation described in Section 3 it is possible to infer the descriptions satisfied by a situation. Most importantly, it is possible to quantify the degree of satisfiability as a probability distribution, enabling the inference of valid interpretations of a situation regardless of their compatibility and of the amount of information available. This is an important aspect that finds application in many domains where rigorous reasoning with limited information is a key requirement such as robotics, medicine or jurisprudence. We discuss some limitations and interesting aspects that are worth further investigation.

DnS-shape Compatibility *Sandra*'s dependency on DnS ontologies, which underpins V , presents a non-trivial limitation. This is relevant if one wants to integrate it with ontologies using different (if any) ODP. However, we argue that it is possible to find an isomorphism between any arbitrary ontology and a DnS ontology. Informally, we can use reification. Each binary predicate (property) p can become a class expressing a n -ary relation, whose arguments are its domain and range. Any axiom involving the property p can be reified as a description including p as role. When reversed - as expected - this transformation may be backward inconsistent, since the inferred satisfied descriptions may correspond to disjoint classes in the original ontology. We will explore how to formally define such isomorphic transformation, alongside its properties and limitations. Another consideration is that the existence of an ontology compatible with DnS does not always guarantee improved performance. We need further research to identify the most effective DnS transformation patterns for integration with *sandra*. We plan to study *sandra*'s behavior with other ontologies, particularly with complex ones, to find correlations between ontology design solutions and *sandra*'s performance.

Ontology Complexity and Scalability Another issue is the inherent computational complexity. The function f_s is linear in space with the dimension of the ontology. While this might seem an ideal condition, as the ontology gets more complex (e.g. thousands of descriptions) this might result in a large overhead, especially if f_s is approximated through a neural network. Further research is required to identify if it is possible to obtain more compact representations, for instance by exploiting the hierarchical structure of the ontology or by exploring methods that pre-process the ontology removing non-essential elements.

Methodological Improvements The definitions of f_d and f_s might be improved to obtain additional useful properties. For instance, our current method overlooks a procedure to retrieve the original situation s from f_s . This precludes useful outcomes, such as uniquely identifying which entity of s has been classified by which role in d . An interesting approach is to extend the method of Section 3 to some parts of Description Logic as well. In that case, it might be possible to benefit from additional features that have been formalized in the ontology but that are unexploited since they are missing in the DnS pattern.

Neurosymbolic integration The results of Section 4 provide a positive insight on how *sandra* can be beneficial to neural architectures. Nonetheless, the variance in performance gains between different tasks requires a systematic analysis, in order to better understand which kind of architectures can benefit the most from *sandra* and how they should be integrated. Investigating the ODPs that lead to increased performances is an important step towards tighter integration between Machine Learning (ML) and Knowledge Representation (KR). Notably, this aspect has the potential to catalyse a novel paradigm in the realm of KR, since different ML techniques might behave differently with different ontologies.

6 Related Works

The idea of using geometric representation for cognitive theory was originally proposed by Peter Gärdenfors [2004] as an intermediate representation layer between sub-symbolic and symbolic knowledge. A conceptual space depicts concepts as convex regions. Each region is shaped by the attributes that characterise that concept. Our method follows the intuition of conceptual spaces. Two main problems on conceptual spaces are highlighted by [Bouraoui *et al.*, 2022]. One is the derivation of region-based representations for concepts that is difficult when data comes from real-world scenarios; another issue is that the representations in conceptual spaces are not amenable to expressing relational knowledge. Given the integration of a neural network as a situation approximator, as proposed in Section 3.1, and the DnS formalization (Section 2), our method overcomes both limitations. Other approaches that implement conceptual spaces, such as [Bouraoui *et al.*, 2022], propose to interpret embeddings as conceptual spaces. Others approximate ontologies based on their graph representation or rely on specific neural architectures, like Logic Tensor Networks to obtain deductive inferences [Chen *et al.*, 2021; Ebrahimi *et al.*, 2021]. Differently to these approaches, our representation is not an approximation of the ontology. The ontology is used to obtain a vector space in which concepts are represented. This is similar to the approach described in [Özçep *et al.*, 2020], where geometrical properties are exploited to obtain sound knowledge representation methods.

Other related approaches integrate symbolic representations in geometrical spaces to support reasoning such as in [Geh *et al.*, 2023] where the authors complement Answer Set Programming with neural networks; in [Manhaeve *et al.*, 2018] ProbLog is extended to the use of neural predicates; and [van Krieken *et al.*, 2022] implements approximate logical inference. These approaches are inherently dependent on probabilistic logic, suffering from a lack of inconsistency tolerance.

7 Conclusion

We contribute a novel neuro-symbolic approach named *sandra* to address perspective-based reasoning based on the DnS ontology design pattern. Our experiments show that *sandra* brings benefits to the representation learning process without loss of performances or increase in computational complexity.

Acknowledgments

This project has received funding from the FAIR – Future Artificial Intelligence Research foundation as part of the grant agreement MUR n. 341 and from the European Union’s Horizon 2020 research and innovation programme under grant agreement No 101004746.

References

- [Asprino *et al.*, 2022] Luigi Asprino, Enrico Daga, Aldo Gangemi, and Paul Mulholland. Knowledge graph construction with a façade: A unified method to access heterogeneous data sources on the web. *ACM Trans. Internet Technol.*, 2022.
- [Barrett *et al.*, 2018] David Barrett, Felix Hill, Adam Santoro, Ari Morcos, and Timothy Lillicrap. Measuring abstract reasoning in neural networks. In *International conference on machine learning*, pages 511–520. PMLR, 2018.
- [Beckett *et al.*, 2014] David Beckett, Tim Berners-Lee, Eric Prud’hommeaux, and Gavin Carothers. Rdf 1.1 turtle. *World Wide Web Consortium*, pages 18–31, 2014.
- [Bikakis *et al.*, 2021] Antonis Bikakis, Beatrice Markhoff, Alessandro Mosca, Stephane Jean, Eero Hyvönen, Francesco Beretta, Antonis Bikakis, Eero Hyvonen, Stéphane Jean, Beatrice Markhoff, and Alessandro Mosca. A challenge for historical research: Making data fair using a collaborative ontology management environment (ontome). *Semant. Web*, 12(2):279–294, jan 2021.
- [Bouraoui *et al.*, 2022] Zied Bouraoui, Victor Gutierrez Basulto, and Steven Schockaert. Integrating ontologies and vector space embeddings using conceptual spaces. *International Research School in Artificial Intelligence in Bergen*, 99:3, 2022.
- [Boyan Brodaric and Femke Reitsma and Yi Qiang, 2008] Boyan Brodaric and Femke Reitsma and Yi Qiang. SKIing with DOLCE : toward an e-Science knowledge infrastructure. In Carola Eschenbach and Michael Gruninger, editor, *Frontiers in Artificial Intelligence and Applications*, volume 183, pages 208–219. IOS Press, 2008.
- [Chen *et al.*, 2021] Jiaoyan Chen, Pan Hu, Ernesto Jiménez-Ruiz, Ole Magnus Holter, Denvar Antonyrajah, and Ian Horrocks. Owl2vec*: embedding of OWL ontologies. *Mach. Learn.*, 110(7):1813–1845, 2021.
- [Ebrahimi *et al.*, 2021] Monireh Ebrahimi, Aaron Eberhart, Federico Bianchi, and Pascal Hitzler. Towards bridging the neuro-symbolic gap: deep deductive reasoners. *Appl. Intell.*, 51(9):6326–6348, 2021.
- [Fillmore and others, 2006] Charles J Fillmore et al. Frame semantics. *Cognitive linguistics: Basic readings*, 34:373–400, 2006.
- [Gangemi and Mika, 2003] Aldo Gangemi and Peter Mika. Understanding the semantic web through descriptions and situations. In *OTM Confederated International Conferences” On the Move to Meaningful Internet Systems”*, pages 689–706. Springer, 2003.
- [Gardenfors, 2004] Peter Gardenfors. *Conceptual spaces: The geometry of thought*. MIT press, 2004.
- [Geh *et al.*, 2023] Renato Lui Geh, Jonas Gonçalves, Igor Cataneo Silveira, Denis Deratani Mauá, and Fabio Gagliardi Cozman. dpasp: A comprehensive differentiable probabilistic answer set programming environment for neurosymbolic learning and reasoning. *arXiv preprint arXiv:2308.02944*, 2023.
- [Glimm *et al.*, 2014] Birte Glimm, Ian Horrocks, Boris Motik, Giorgos Stoilos, and Zhe Wang. Hermit: An OWL 2 reasoner. *J. Autom. Reason.*, 53(3):245–269, 2014.
- [Glorot *et al.*, 2011] Xavier Glorot, Antoine Bordes, and Yoshua Bengio. Deep sparse rectifier neural networks. In Geoffrey J. Gordon, David B. Dunson, and Miroslav Dudík, editors, *Proceedings of the Fourteenth International Conference on Artificial Intelligence and Statistics, AISTATS 2011, Fort Lauderdale, USA, April 11-13, 2011*, volume 15 of *JMLR Proceedings*, pages 315–323. JMLR.org, 2011.
- [He *et al.*, 2023] Wentao He, Jialu Zhang, Jianfeng Ren, Ruibin Bai, and Xudong Jiang. Hierarchical convit with attention-based relational reasoner for visual analogical reasoning. In Brian Williams, Yiling Chen, and Jennifer Neville, editors, *Thirty-Seventh AAAI Conference on Artificial Intelligence, AAAI 2023, Thirty-Fifth Conference on Innovative Applications of Artificial Intelligence, IAAI 2023, Thirteenth Symposium on Educational Advances in Artificial Intelligence, EAAI 2023, Washington, DC, USA, February 7-14, 2023*, pages 22–30. AAAI Press, 2023.
- [Hersche *et al.*, 2023] Michael Hersche, Mustafa Zeqiri, Luca Benini, Abu Sebastian, and Abbas Rahimi. A neuro-vector-symbolic architecture for solving raven’s progressive matrices. *Nat. Mac. Intell.*, 5(4):363–375, 2023.
- [Horridge and Patel-Schneider, 2009] Matthew Horridge and Peter F Patel-Schneider. Owl 2 web ontology language manchester syntax. *W3C Working Group Note*, 2009.
- [Hu *et al.*, 2021] Sheng Hu, Yuqing Ma, Xianglong Liu, Yanlu Wei, and Shihao Bai. Stratified rule-aware network for abstract visual reasoning. In *Proceedings of the AAAI Conference on Artificial Intelligence*, volume 35, pages 1567–1574, 2021.
- [Kamide, 2022] Norihiro Kamide. Reasoning with inconsistency-tolerant fuzzy description logics. In Ana Paula Rocha, Luc Steels, and H. Jaap van den Herik, editors, *Proceedings of the 14th International Conference on Agents and Artificial Intelligence, ICAART 2022, Volume 3, Online Streaming, February 3-5, 2022*, pages 63–74. SCITEPRESS, 2022.
- [LeCun *et al.*, 2015] Yann LeCun, Yoshua Bengio, and Geoffrey E. Hinton. Deep learning. *Nat.*, 521(7553):436–444, 2015.
- [Mahajan *et al.*, 2021] Divyat Mahajan, Shruti Tople, and Amit Sharma. Domain generalization using causal matching. In *International Conference on Machine Learning*, pages 7313–7324. PMLR, 2021.

- [Małkiński and Mańdziuk, 2022] Mikołaj Małkiński and Jacek Mańdziuk. Deep learning methods for abstract visual reasoning: A survey on raven’s progressive matrices. *arXiv preprint arXiv:2201.12382*, 2022.
- [Manhaeve *et al.*, 2018] Robin Manhaeve, Sebastijan Dumancic, Angelika Kimmig, Thomas Demeester, and Luc De Raedt. Deepprolog: Neural probabilistic logic programming. *Advances in neural information processing systems*, 31, 2018.
- [Meyer and Stewart, 2023] Carl D Meyer and Ian Stewart. *Matrix analysis and applied linear algebra*. SIAM, 2023.
- [Minsky, 1974] Marvin Minsky. A framework for representing knowledge, 1974.
- [Özçep *et al.*, 2020] Özgür Lütfü Özçep, Mena Leemhuis, and Diedrich Wolter. Cone semantics for logics with negation. In *IJCAI*, pages 1820–1826, 2020.
- [Porzel and Cangalovic, 2020] Robert Porzel and Vanja Sophie Cangalovic. What say you: An ontological representation of imperative meaning for human-robot interaction. In *Joint Ontology Workshops*, 2020.
- [Santoro *et al.*, 2017] Adam Santoro, David Raposo, David G Barrett, Mateusz Malinowski, Razvan Pascanu, Peter Battaglia, and Timothy Lillicrap. A simple neural network module for relational reasoning. *Advances in neural information processing systems*, 30, 2017.
- [Santoro *et al.*, 2018] Adam Santoro, Felix Hill, David G. T. Barrett, Ari S. Morcos, and Timothy P. Lillicrap. Measuring abstract reasoning in neural networks. In Jennifer G. Dy and Andreas Krause, editors, *Proceedings of the 35th International Conference on Machine Learning, ICML 2018, Stockholmsmässan, Stockholm, Sweden, July 10-15, 2018*, volume 80 of *Proceedings of Machine Learning Research*, pages 4477–4486. PMLR, 2018.
- [Scherp *et al.*, 2009] Ansgar Scherp, Thomas Franz, Carsten Saathoff, and Steffen Staab. F—a model of events based on the foundational ontology dolce+dns ultralight. In *Proceedings of the Fifth International Conference on Knowledge Capture, K-CAP ’09*, page 137–144, New York, NY, USA, 2009. Association for Computing Machinery.
- [van Krieken *et al.*, 2022] Emile van Krieken, Thiviyan Thanapalasingam, Jakub M Tomczak, Frank van Harmelen, and Annette ten Teije. A-nesi: A scalable approximate method for probabilistic neurosymbolic inference. *arXiv preprint arXiv:2212.12393*, 2022.
- [Vedantam *et al.*, 2021] Ramakrishna Vedantam, David Lopez-Paz, and David J. Schwab. An empirical investigation of domain generalization with empirical risk minimizers. In Marc’Aurelio Ranzato, Alina Beygelzimer, Yann N. Dauphin, Percy Liang, and Jennifer Wortman Vaughan, editors, *Advances in Neural Information Processing Systems 34: Annual Conference on Neural Information Processing Systems 2021, NeurIPS 2021, December 6-14, 2021, virtual*, pages 28131–28143, 2021.
- [Vossen and Fokkens, 2022] Piek Vossen and Antske Fokkens. *Creating a More Transparent Internet*. Studies in Natural Language Processing. Cambridge University Press, 2022.
- [Xiao *et al.*, 2017] Han Xiao, Kashif Rasul, and Roland Vollgraf. Fashion-mnist: a novel image dataset for benchmarking machine learning algorithms. *arXiv preprint arXiv:2308.02944*, 2017.
- [Xu *et al.*, 2023] Jingyi Xu, Tushar Vaidya, Yufei Wu, Saket Chandra, Zhangsheng Lai, and Kai Fong Ernest Chong. Abstract visual reasoning: An algebraic approach for solving raven’s progressive matrices. In *Proceedings of the IEEE/CVF Conference on Computer Vision and Pattern Recognition*, pages 6715–6724, 2023.
- [Zhang *et al.*, 2019a] Chi Zhang, Feng Gao, Baoxiong Jia, Yixin Zhu, and Song-Chun Zhu. RAVEN: A dataset for relational and analogical visual reasoning. In *IEEE Conference on Computer Vision and Pattern Recognition, CVPR 2019, Long Beach, CA, USA, June 16-20, 2019*, pages 5317–5327. Computer Vision Foundation / IEEE, 2019.
- [Zhang *et al.*, 2019b] Chi Zhang, Baoxiong Jia, Feng Gao, Yixin Zhu, Hongjing Lu, and Song-Chun Zhu. Learning perceptual inference by contrasting. In Hanna M. Wallach, Hugo Larochelle, Alina Beygelzimer, Florence d’Alché-Buc, Emily B. Fox, and Roman Garnett, editors, *Advances in Neural Information Processing Systems 32: Annual Conference on Neural Information Processing Systems 2019, NeurIPS 2019, December 8-14, 2019, Vancouver, BC, Canada*, pages 1073–1085, 2019.
- [Zhang *et al.*, 2021] Chi Zhang, Baoxiong Jia, Song-Chun Zhu, and Yixin Zhu. Abstract spatial-temporal reasoning via probabilistic abduction and execution. In *IEEE Conference on Computer Vision and Pattern Recognition, CVPR 2021, virtual, June 19-25, 2021*, pages 9736–9746. Computer Vision Foundation / IEEE, 2021.
- [Zheng *et al.*, 2019] Kecheng Zheng, Zheng-Jun Zha, and Wei Wei. Abstract reasoning with distracting features. In Hanna M. Wallach, Hugo Larochelle, Alina Beygelzimer, Florence d’Alché-Buc, Emily B. Fox, and Roman Garnett, editors, *Advances in Neural Information Processing Systems 32: Annual Conference on Neural Information Processing Systems 2019, NeurIPS 2019, December 8-14, 2019, Vancouver, BC, Canada*, pages 5834–5845, 2019.
- [Zhou *et al.*, 2022] Kaiyang Zhou, Ziwei Liu, Yu Qiao, Tao Xiang, and Chen Change Loy. Domain generalization: A survey. *IEEE Transactions on Pattern Analysis and Machine Intelligence*, 2022.
- [Zhou *et al.*, 2023] Kaiyang Zhou, Ziwei Liu, Yu Qiao, Tao Xiang, and Chen Change Loy. Domain generalization: A survey. *IEEE Trans. Pattern Anal. Mach. Intell.*, 45(4):4396–4415, 2023.
- [Zhuo and Kankanhalli, 2021] Tao Zhuo and Mohan S. Kankanhalli. Effective abstract reasoning with dual-contrast network. In *9th International Conference on Learning Representations, ICLR 2021, Virtual Event, Austria, May 3-7, 2021*. OpenReview.net, 2021.
- [Zhuo *et al.*, 2021] Tao Zhuo, Qiang Huang, and Mohan S. Kankanhalli. Unsupervised abstract reasoning for raven’s

problem matrices. *IEEE Trans. Image Process.*, 30:8332–8341, 2021.

Appendix

The Appendix provides the details omitted from the manuscript due to space limitations and the links to the implementations to reproduce the results. In Section A we explain in details the architectures and ontologies used in Section 4 (experiments). The python implementation of *sandra* is available at <https://anonymous.4open.science/t/sandra-C3D3/>.

A Experiments

This section provides additional details on the experiments performed in Section 4. Section A.1 describes the model’s architecture and the ontology used in Section 4.1. Section A.2 we describes the models’ architectures and the ontology used in Section A.2.

A.1 Visual Reasoning

The original I-RAVEN dataset includes three main types of entities: *Matrices*, *Panels*, and *Figures*. In I-RAVEN a *Matrix* is a set of 9 Panels. A *Panel* is a component of the *Matrix*. Each *Panel* has a numeric value (from 1 to 9), which encodes its position in the *Matrix*, from top left to bottom right. A *Panel* could include a number N of *Figures*. Each *Figure* has a *Shape*, a *Rotation Angle*, a *Color*, and a *Size*.




Figure 4: Raven Progressive Matrix example. The RPM is composed by 9 numbered Panels (3×3), the last one will be determined based on the 8 explicit panels. Each *Panel* can include a variable number of *Figures* with some *Shape*, *Rotation Angle*, *Color*, and *Size*.

For example in Figure 4, the *Matrix* is composed of 9 *Panels*. The *Shape* in the first *Panel* is a *Figure* containing a pentagon and composed of 3 small inner circles. The *Color* of the inner circles is black. The outer pentagon is rotated.

I-RAVEN ontology

We reverse-engineer the I-RAVEN conceptual module to model the I-RAVEN intensional layer. We define the set of components that can appear in an image (see Figure 4) based on the I-RAVEN official code⁴. We model a set of descriptions based on these components.

⁴Available at <https://github.com/husheng12345/SRAN/>

Each RPM configurations is modeled as a situation. The situation is compiled starting from the original XML generated alongside the images, which contains structured information on the RPM such as the specific composition of each panel.

We use SPARQL Anything [Asprino *et al.*, 2022] to interpret and transform the XML data into situations, serialized in RDF using Turtle notation [Beckett *et al.*, 2014]. SPARQL Anything is a querying tool for Semantic Web re-engineering. It allows users to query several data formats with the SPARQL query language. Through the use of the CONSTRUCT clause it is possible to compile a Knowledge Graph from the data formats supported by it.

The complexity of the ontology accommodates various meta-levels of deductions pertaining to different situations. For example, according to the above description, we add the axiom `rv:hasComponent some rv:Figure` to the `rv:Panel` class. This results in `Panel` being a description (`rv:Panel ∈ D`) that includes the description `rv:Figure (rv:Figure ∈ D and rv:Figure ∈ rv:Panel)`. `:Figure` is modeled as a description which includes the roles `:Angle`, `:Color` and `:Size`. In order to model the semantics within the I-RAVEN dataset and to allow for better understanding of the data, we model the combinatorial permutation of figures within panels as descriptions as well. For instance, a figure containing a circle satisfies the description `rv:FT5 ∈ D`, with `rv:T5 ∈ rv:FT5`. The role `rv:T5 ∈ R` is instantiated in a situation if the situation (i.e. the figure) contains a circle.

The I-RAVEN ontology models a description by declaring universal restrictions on the classes representing a role. This is done through the use of the `rdfs:subClassOf` predicate. For instance, `rv:FT5 rdfs:subClassOf some rv:T5`, which translates to $(rv:FT5) \sqsubseteq \forall(rdfs:subClassOf).(rv:T5)$ in Description Logic. In total, the ontology contains 144 classes ($|\mathcal{D} \cup \mathcal{R}| = 144$). Table 5 provides a detailed description of all the descriptions and roles in the ontology.

Model Architecture

The model’s architecture used for the visual reasoning experiments is a straightforward CNN followed by a single-layer LSTM. The last hidden state of the LSTM is used to perform the classification using a linear classification head. The architecture is described in detail in Table 2.

3x3 conv., 16 filters, 2 stride, BN, ReLU
3x3 conv., 16 filters, 2 stride, BN, ReLU
3x3 conv., 16 filters, 2 stride, BN, ReLU
3x3 conv., 16 filters, 2 stride, BN, ReLU
Linear layer for projection in <i>sandra</i> ’s V
LSTM, 1 layer, 128 hidden dimension
Linear layer
Total of 205 K parameters
Total of 275 K parameters with <i>sandra</i>

Table 2: Architecture used for the experiments in the I-RAVEN dataset.

Comparison with state of the art models

In Table 6 a comparison of the results of Section 4 with recent works is reported. An estimate of the number of parameters is also described. *Sandra* performs better than the baseline but is outperformed by the other approaches. We remark that the other approaches are optimized to solve the I-RAVEN task and, differently to the baseline and to our method, they implement an architecture that considers all the nuances of the task (e.g. explicitly modeling panels on the same row). As already mentioned, outperforming specific solutions to the I-RAVEN task is out of scope of our research, rather we want to demonstrate that *sandra* is a competitive generalized reasoner, which is supported by its performance results against the baseline.

A.2 Domain Generalisation

In this section we describe the ontology developed for FashionMNIST (Section A.2) and the architectures used for the experiments (Section A.2). The code to reproduce the experiments is available at <https://anonymous.4open.science/r/sandra-fashionmnist-EEF0/>. The original Fashion-MNIST dataset provides 10 labels, one per each type of clothes: *T-shirt/top*, *Trousers*, *Pullover*, *Dress*, *Coat*, *Sandal*, *Shirt*, *Sneaker*, *Bag*, and *Ankle boot*. No further semantics is provided about the entities, therefore the ontology developed for FashionMNIST is a straightforward representation modeled after intuitive and common-sense features of the clothes represented in the dataset.

Fashion-MNIST ontology

We re-engineer the Fashion-MNIST dataset to represent its intensional layer. The 10 types of clothes are represented as `rdfs:subClassOf` four top classes: `:FootWear`, `:LowerBodyClothes`, `:UpperBodyClothes`, and `:Accessories`. The semantics is introduced in the ontology via several object properties, listed in Table 7.

For example, the description `:Pullover ∈ D` has roles `:LongSleeves`, `:Neckhole ∈ R` and it is expressed as a subclass of `:UpperBodyClothes ∈ D`.

Model’s architecture

For the domain generalisation experiments two baseline architectures have been used: a straightforward CNN followed by a linear classification head, described in Table 3, and an MLP described in Table 4.

3x3 conv., 16 filters, 2 padding, BN, ReLU
Max pool
3x3 conv., 32 filters, 2 padding, BN, ReLU
Max pool
<i>Linear layer for projection in sandra’s V</i> Linear layer
Total of 29.0 K parameters
Total of 84.1 K parameters with <i>sandra</i>

Table 3: CNN architecture used for the experiments in the Rotated-FashionMNIST dataset.

Linear layer, 256 hidden dimension, ReLU
Linear layer, 256 hidden dimension, ReLU
<i>Linear layer for projection in sandra’s V</i> Linear layer
Total of 268.7 K parameters
Total of 278 K parameters with <i>sandra</i>

Table 4: MLP architecture used for the experiments in the Rotated-FashionMNIST dataset.

Class	Set	Purpose	Manchester syntax axiom(s)
<code>rv:RavenMatrix</code>	\mathcal{D}	Represents the whole RPM	<code>rv:hasPanelSet</code> some <code>rv:PanelSet</code>
<code>rv:PanelSet</code>	\mathcal{D}	Sequence of 3 panels on a row	<code>rv:hasPanel</code> some <code>rv:Panel</code>
<code>rv:Panel</code>	\mathcal{D}	Represents each of the 9 panels in an RPM (16 if considering the 8 alternatives to choose from) as shown in Figure 4	<code>rv:hasNumberValue</code> some <code>rv:Number</code> , <code>rv:hasComponent</code> some <code>rv:Figure</code>
Classes of the form <code>rv:PFXY</code> where $X \in \{\text{rv:A, rv:C, rv:S, rv:T}\}$ and Y depends on X . For example, <code>rv:A</code> refers to the angle with $X \in \{0, 1, 2, 3, 4, 5, 6, 7\}$.	\mathcal{D}	Implements the possible permutations of elements composing and qualifying the panel	<code>rv:hasComponent</code> some <code>rv:PX</code>
<code>rv:Figure</code>	\mathcal{D}	Represents each figure in each panel. As shown in Figure 4 a figure can vary for several dimensions (color, shape, etc.)	<code>rv:hasAngle</code> some <code>rv:Angle</code> , <code>rv:hasColor</code> some <code>rv:Color</code> , <code>rv:hasShape</code> some <code>rv:Shape</code> , <code>rv:hasSize</code> some <code>rv:Size</code>
<code>rv:Number</code>	\mathcal{R}	Represents the number of the panel in the RPM.	
<code>rv:Color</code>	\mathcal{R}	Represents the color of a figure. There are 10 possible color variations, expressed via 10 subclasses of the <code>rv:Color</code> class.	
<code>rv:Shape</code>	\mathcal{R}	Represents the shape of a figure. There are 5 possible shapes, modeled as subclasses: <code>rv:Triangle</code> , <code>rv:Square</code> , <code>rv:Pentagon</code> , <code>rv:Hexagon</code> , and <code>rv:Circle</code> .	
<code>rv:Angle</code>	\mathcal{R}	Represents the angle orientation of a figure. There are 8 possible orientations, expressed as subclasses of the <code>rv:Angle</code> class.	
<code>rv:Size</code>	\mathcal{R}	Represents the size of a figure. There are 6 possible sizes, expressed as subclasses of the <code>rv:Size</code> class.	

Table 5: Detailed description of each class in the I-RAVEN ontology. The *Set* column describes the type of each description, the purpose comments on the class while the axiomatisation is reported using Manchester syntax [Horridge and Patel-Schneider, 2009].

	#Params	C	2×2	3×3	O-IC	O-IG	L-R	U-D
Baseline [Zhang <i>et al.</i> , 2019a]	205k	26.85	14.55	12.15	12.3	13.4	11.85	13.15
WRen [Santoro <i>et al.</i> , 2018]	> 1.5M	29.4	26.8	23.5	22.5	21.5	21.9	21.4
ResNet [Zhang <i>et al.</i> , 2019a]	> 25M	44.7	29.3	27.9	46.2	35.8	51.2	47.4
ResNet + DRT [Zhang <i>et al.</i> , 2019a]	> 25M	46.5	28.8	27.3	46	34.2	50.1	49.8
LEN [Zheng <i>et al.</i> , 2019]	> 5M	56.4	31.7	29.7	52.1	31.7	44.1	44.2
CoPINet [Zhang <i>et al.</i> , 2019b]	> 5M	54.4	36.8	31.9	52.2	42.8	51.9	52.5
DCNet [Zhuo and Kankanhalli, 2021]	> 5M	57.8	34.1	35.5	57	42.9	58.5	60
NCD [Zhuo <i>et al.</i> , 2021]	> 11M	60	31.2	30	62.4	39	58.9	57.2
SRAN [Hu <i>et al.</i> , 2021]	> 33M	78.2	50.1	42.4	68.2	46.3	70.1	70.3
PrAE [Zhang <i>et al.</i> , 2021] †	> 150k	90.5	85.35	45.60	74.7	99.7	99.5	97.4
ConViT [He <i>et al.</i> , 2023]	> 5M	99.9	96.2	75.5	99.4	99.6	99.5	87.3
[Hersche <i>et al.</i> , 2023] †	> 11M	100	99.5	97.1	100	100	100	96.4
Baseline + <i>sandra</i>	275k	45.75	16.15	14.1	14.8	14.85	13.05	13.15

Table 6: Results on the accuracy in the I-RAVEN dataset. The number of parameters for related works is a rough estimation based on the architecture used - e.g. we assume that when using a ResNet18 the model will have *at least* 11M parameters. It serves as a comparison between the number of parameters of the implemented baseline and those on related works. Results are retrieved from the corresponding papers. Models with † include the use of external solvers, such as planning algorithms.

F-MNIST property	Purpose	Manchester syntax axiom example
:covers	Expresses which part of the body is covered by a piece of clothing, if any	:Dress :covers some :WholeBody, :Sandal :covers some :Feet
:hasClosure	Expresses the type of closure of the piece of clothing (e.g. zip, buttons, laces, etc.), if any	:Coat :hasClosure some :ButtonClosure
:hasShape	Expresses if the entity covers entirely the body part or if it leaves some uncovered parts	:Sandal :hasShape some :OpenShape, :Sneaker :hasShape some :ClosedShape
:hasSleeves	Expresses the entity’s kind of sleeves, if any	:Pullover :hasSleeves some :LongSleeves, :T-shirt_top :hasSleeves some :ShortSleeves
:wearingContext	Expresses the prototypical context in which a certain entity can be worn	:AnkleBoot :wearingContext some :FormalContext, :T-shirt_top :wearingContext some :InformalContext
:wearingPoint	Expresses the part of the body from which an item of clothing is first worn	:Coat :wearingPoint some :SleevesHole, :Pullover :wearingPoint some :NeckHole

Table 7: Details of each property used to axiomatize each description in the ontology. Axioms examples can be seen in the Axiomatization column, written in Manchester syntax [Horridge and Patel-Schneider, 2009].