

Debiased Multivariable Mendelian Randomization

Yinxiang Wu¹, Hyunseung Kang², and Ting Ye¹

¹Department of Biostatistics, University of Washington, Seattle, Washington, U.S.A.

²Department of Statistics, University of Wisconsin-Madison, Madison, Wisconsin, U.S.A.

Abstract

Multivariable Mendelian randomization (MVMR) uses genetic variants as instrumental variables to infer the direct effect of multiple exposures on an outcome. Compared to univariable Mendelian randomization, MVMR is less prone to horizontal pleiotropy and enables estimation of the direct effect of each exposure on the outcome. However, MVMR faces greater challenges with weak instruments – genetic variants that are weakly associated with some exposures conditional on the other exposures. This article focuses on MVMR using summary data from genome-wide association studies (GWAS). We provide a new asymptotic regime to analyze MVMR estimators with many weak instruments, allowing for linear combinations of exposures to have different degrees of instrument strength, and formally show that the popular multivariable inverse-variance weighted (MV-IVW) estimator’s asymptotic behavior is highly sensitive to instruments’ strength. We then propose a multivariable debiased IVW (MV-dIVW) estimator, which effectively reduces the asymptotic bias from weak instruments in MV-IVW, and introduce an adjusted version, MV-adIVW, for improved finite-sample robustness. We establish the theoretical properties of our proposed estimators and extend them to handle balanced horizontal pleiotropy. We conclude by demonstrating the performance of our proposed methods in simulated and real datasets. We implement this method in the R package `mr.divw`.

Keywords: Causal inference; Genetic variation; GWAS; Instrumental variable; Weak instruments

1 Introduction

1.1 Univariable and multivariable Mendelian randomization

Mendelian randomization (MR) is an instrumental variable (IV) method that uses genetic variants, typically single-nucleotide polymorphisms (SNPs), as instruments to estimate the causal effect of a modifiable exposure on an outcome in the presence of unmeasured confounding (Davey Smith and Ebrahim, 2003, 2004; Lawlor et al., 2008; Burgess et al., 2017; Zheng et al., 2017). When multiple exposures are of interest, multivariable MR (MVMR) provides a useful extension to univariable MR by simultaneously studying multiple exposures and estimating the *direct effect* of each exposure on the outcome that is not through the other exposures (Burgess and Thompson, 2015; Sanderson et al., 2019). Therefore, MVMR is particularly useful to distinguish whether multiple exposures directly influence the outcome, or if some of these exposures exert their effects indirectly through other exposures. Beyond its primary use, MVMR has also been creatively applied to study causal effects from time-varying exposures (Sanderson et al., 2022b; Hao et al., 2023), interaction effects (North et al., 2019; Rees et al., 2020), and mediation analysis (Carter et al., 2021; Sanderson, 2020).

MVMR requires a set of SNPs that is at least equal in number to the exposures, and these SNPs must satisfy the following three IV assumptions (also illustrated in Figure 1) (Sanderson et al., 2019): (i) Relevance: the SNPs must be conditionally associated with each exposure given the other exposures; (ii) Independence: the SNPs must be independent of all unmeasured confounders of the exposures and the outcome; (iii) Exclusion restriction: the SNPs affect the outcome only through the exposures. In MVMR, the relevance assumption means that SNPs should be associated with each exposure independently of its association with the other exposures. The independence assumption is considered to hold approximately in a population that shares common ancestry by Mendel’s law of inheritance (Davey Smith and Ebrahim, 2003), especially after adjusting for key demographic variables and the top principal components from a principal component analysis of the genetic variants (Price et al., 2006). The exclusion restriction assumption requires that the SNPs affect the outcome exclusively through one or a combination of the exposures, which is weaker compared to univariable MR, where SNPs must affect the outcome exclusively via a single, specified exposure. Therefore, MVMR is suggested as an approach to account for

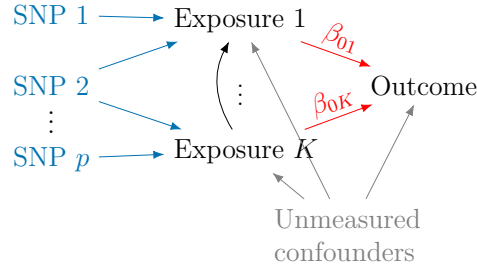


Figure 1: Directed acyclic graph (DAG) of IV assumptions in MVMR. The SNPs must be (i) conditionally associated with each exposure given the other exposures, (ii) independent of all unmeasured confounders, and (iii) affect the outcome only through the exposures.

horizontal pleiotropy (i.e., SNPs affect multiple traits) by incorporating traits from other pathways as additional exposures (Burgess and Thompson, 2015).

However, weak IVs present greater challenges in MVMR compared to univariable MR. In MVMR, weak IVs are SNPs that are weakly associated with some exposures conditional on the other exposures, and can induce bias in the estimation of the causal effect, known as the *weak IV bias* (Staiger and Stock, 1997; Stock and Yogo, 2001). Weak IVs can occur in MVMR even when the SNPs have strong associations with each exposure individually (which implies strong IVs in univariable MR), because it is possible that their effects on each exposure are highly correlated, making them weakly associated with some exposures conditional on the others (Sanderson et al., 2021). This also means that the common practice of selecting SNPs that are marginally associated with each exposure or even all exposures using a p-value cutoff is insufficient in mitigating the weak IV problem in MVMR. Additionally, in MVMR, unlike in univariable MR, weak IVs can bias the estimated effects either toward or away from the null (Sanderson et al., 2021). Moreover, while measuring the IV strength in univariable MR using the first-stage F -statistic is well-established (Stock and Yogo, 2001; Sanderson et al., 2022a), how to measure IV strength in MVMR, summary-data MVMR in particular, is not yet fully established.

1.2 Past work and our contributions

In this article, we focus on MVMR using summary data from genome-wide association studies (GWAS), which is a popular setup in MR. Many well-known univariable MR methods have been extended for MVMR. Examples of these MVMR methods include the multivariable inverse variance weighted (MV-IVW) method (Burgess et al., 2013), MVMR-Median

(Grant and Burgess, 2021), MVMR-Egger (Rees et al., 2017), GRAPPLE (Wang et al., 2021), and minimizing heterogeneity Q -statistic (Sanderson et al., 2021). The MV-IVW estimator is the most widely used among them, though it, along with MVMR-median and MVMR-Egger, are known to be biased with weak IVs. Lorincz-Comi et al. (2023) proposed MRBEE, which aims to remove the weak IV bias in the MV-IVW estimator using bias-corrected estimation equations; however, it only works when IV strength is not too weak and it lacks rigorous theoretical justification. Sanderson et al. (2021), Wang et al. (2021), and Lin et al. (2023) formulated MVMR estimators by optimizing certain objective functions. These estimators are more robust to many weak IVs, but they can be computationally intensive and numerically unstable when the number of exposures increases and the SNPs become weaker. When there is a large number of potentially highly correlated exposures, Zuber et al. (2020) and Grant and Burgess (2022) considered selection of exposures via the Bayesian approach and Lasso-type regularization, respectively. These methods, however, are subject to weak IV bias especially when there are many weak IVs.

The challenges of weak IVs discussed in Section 1.1 highlight the importance of assessing IV strength and studying its influence in MVMR. In the econometrics literature, when individual-level data are available, Cragg and Donald (1993) proposed a test of under-identification. This test was later extended by Stock and Yogo (2001) to test for weak IVs under the Staiger and Stock (1997) *weak IV asymptotics* that assume a finite number of IVs and that all IV-exposure associations are local to zero (i.e., in a $n^{-1/2}$ neighborhood of 0, with n being the sample size). Sanderson and Windmeijer (2016) then proposed a conditional F -test under a different form of weak IV asymptotics that is local to a rank reduction of one. This method was extended to summary-data MVMR by Sanderson et al. (2021) to test whether each exposure is strongly predicted by genetic variants, conditional the other exposures. Chao and Swanson (2005) proposed a different asymptotic framework termed *many weak IV asymptotics* that takes the number of IVs to infinity as a function of n , but requires that all exposures have the same degree of IV strength. An in-depth survey of weak IVs can be found in Andrews and Stock (2005) and Andrews et al. (2019). However, none of these (many) weak IV asymptotics are general enough to allow for linear combinations of exposures to have different degrees of instrument strength, a situation that is common in MVMR applications.

In this paper, our primary objectives are to propose a general asymptotic regime that provides a good approximation of finite-sample behavior when there are many weak IVs, and to propose a debiased estimator that is robust to many weak IVs. Our main contributions can be summarized as follows:

1. We propose a general asymptotic regime to analyze MVMR estimators with many weak IVs. This regime allows for linear combinations of exposures to have different degrees of IV strength, which has not been studied in the MVMR literature to our knowledge. Motivated by this asymptotic regime, we also provide a new metric to assess IV strength in MVMR.
2. We analyze the asymptotic property of the MV-IVW estimator and show that it depends critically on the strength of instruments.
3. We propose a multivariable debiased IVW (MV-dIVW) estimator which effectively reduces the weak IV bias of the MV-IVW estimator. This method extends the univariable dIVW estimator proposed in Ye et al. (2021).
4. To further improve the finite-sample performance of MV-dIVW, we introduce a novel data-adaptive adjustment, leading to an MV-adIVW estimator in Equation (9). We also derive the condition under which the MV-adIVW estimator is consistent and asymptotically normal.
5. We extend our proposed methods to account for a special type of horizontal pleiotropy, balanced horizontal pleiotropy (Burgess and Thompson, 2015).

The subsequent sections of this paper are structured as follows. Section 2 establishes notations, setup, and assumptions. Section 3 describes our proposed asymptotic regime. Section 4 characterizes the consistency and asymptotic normality of the MV-IVW estimator. Section 5 proposes the MV-dIVW estimator and its adjusted version MV-adIVW, and proves their consistency and asymptotic normality. This section also extends these estimators to handle balanced horizontal pleiotropy. Section 6 and 7 present simulation studies and a real data example, respectively. The paper concludes with a summary in Section 8. The Supplementary Materials contain all proofs, additional simulation results, and R scripts for reproducing numerical results. We implement our methods in the R package `mr.divw`, which is posted at <https://github.com/tye27/mr.divw>.

2 Notation and setup

We are interested in estimating the causal effects of K potentially correlated exposures $\mathbf{X} = (X_1, \dots, X_K)^T$ on an outcome Y , but the causal effects are confounded by some unmeasured variables \mathbf{U} . Suppose there are p mutually independent SNPs $\mathbf{Z} = (Z_1, \dots, Z_p)^T$, acquired through linkage disequilibrium (LD) pruning or clumping (Hemani et al., 2018b). These SNPs satisfy the three IV assumptions outlined in Section 1. Following Wang et al. (2021), we adopt the following structural equation models

$$E(X_k|\mathbf{Z}, \mathbf{U}) = f_k(\mathbf{Z}, \mathbf{U}), \quad k = 1, \dots, K, \quad (1)$$

$$Y = \mathbf{X}^T \boldsymbol{\beta}_0 + g(\mathbf{U}, E_Y), \quad (2)$$

where $\boldsymbol{\beta}_0$ denotes the causal parameters of interest, E_Y represents a random noise, (E_Y, \mathbf{U}) is independent of \mathbf{Z} by the second IV assumption, and f_1, \dots, f_K, g are unspecified functions. The exposure model in (1) is unspecified, thus preserving full flexibility of how \mathbf{Z} and \mathbf{U} affect \mathbf{X} . For example, this model accommodates scenarios where individual SNPs have null effects on certain exposures, non-linear associations between (\mathbf{Z}, \mathbf{U}) and \mathbf{X} , interactions between \mathbf{Z} and \mathbf{U} , and direct effects among exposures within \mathbf{X} . On the other hand, the outcome model in (2) assumes linear causal effects of the exposures on the outcome. This model satisfies the third IV assumption, as \mathbf{Z} has no direct effect on Y once we have conditioned on all the exposures. In Section 5.5, we will extend model (2) to accommodate balanced horizontal pleiotropy.

In this paper, we focus on a popular setup known as two-sample summary-data MVMR, where summary-level data on the SNP-exposure and SNP-outcome associations are obtained from two separate GWAS. Concretely, we observe $\{\hat{\boldsymbol{\gamma}}_j, \hat{\Gamma}_j, \Sigma_{X_j}, \sigma_{Y_j}^2, j = 1, \dots, p\}$, where $\hat{\boldsymbol{\gamma}}_j \in \mathbb{R}^K$ is a vector of the ordinary least squares estimate from the marginal regression of each exposure on Z_j , $\Sigma_{X_j} \in \mathbb{R}^{K \times K}$ is the variance-covariance matrix of $\hat{\boldsymbol{\gamma}}_j$, $\hat{\Gamma}_j \in \mathbb{R}$ is the ordinary least squares estimate from the marginal regression of the outcome on Z_j , and $\sigma_{Y_j} \in \mathbb{R}$ is the standard error (SE) of $\hat{\Gamma}_j$. In practice, Σ_{X_j} may not be directly available without access to the individual-level data. Nevertheless, we can estimate it based on summary-level data; see Section S1.3 of the Supplement for details.

A key implication of models (1)-(2) is that $\Gamma_j = \boldsymbol{\gamma}_j^T \boldsymbol{\beta}_0$ holds for $j = 1, \dots, p$, where Γ_j and $\boldsymbol{\gamma}_j$ represent the true marginal SNP-outcome and SNP-exposure associations, re-

spectively. This relationship is derived from the properties of least squares, where $\Gamma_j = \text{var}(Z_j)^{-1}\text{cov}(Y, Z_j)$ and $\gamma_j = \text{var}(Z_j)^{-1}\text{cov}(\mathbf{X}, Z_j)$. Based on the outcome model in (2) and the independence between \mathbf{Z} and (E_Y, \mathbf{U}) , we can show that

$$\Gamma_j = \text{var}(Z_j)^{-1}\text{cov}(Y, Z_j) = \text{var}(Z_j)^{-1}\text{cov}(\mathbf{X}^T \beta_0, Z_j) = \text{var}(Z_j)^{-1}\text{cov}(\mathbf{X}^T, Z_j) \beta_0 = \gamma_j^T \beta_0.$$

This highlights the fact that the relationship $\Gamma_j = \gamma_j^T \beta_0$ holds regardless of the linearity of the SNP-exposure relationship. Hence, we note that even if the SNP-exposure relationship is non-linear, linear regression should still be used to estimate γ_j 's. Moreover, we remark that when Y is binary and follows $\text{logit}(P(Y = 1 | \mathbf{X}, \mathbf{U})) = \mathbf{X}^T \beta_0^* + g(\mathbf{U})$ with $\text{logit}(x) = \log(x/(1-x))$, $\hat{\Gamma}_j$ is usually obtained via logistic regression of Y on Z_j . Then, $\Gamma_j = \gamma_j^T \beta_0$ remains approximately correct, although β_0 represents a conservatively biased version of β_0^* in the logistic model (Zhao et al., 2020; Wang et al., 2021).

We denote the sample sizes for the outcome and each exposure as $n_Y, n_{X_k}, k = 1, \dots, K$, respectively. The samples where different exposures are measured may have no overlap, partial overlap, or complete overlap, but they are assumed to be independent of the samples where the outcome is measured. This will be relaxed in Section S6 of the Supplement to allow for sample overlap between the exposure GWAS and outcome GWAS. Let $\text{diag}(a_1, \dots, a_K)$ denote a $K \times K$ diagonal matrix with diagonal entries a_1, \dots, a_K . The following assumption describes the basic setup of MVMR.

Assumption 1. (i) The sample sizes $n_Y, n_{X_k}, k = 1, \dots, K$ diverge to infinity at the same rate. Let $n = \min(n_Y, n_{X_1}, \dots, n_{X_K})$. The number of exposures K is a finite constant. The number of SNPs p grows to infinity as n increases.

(ii) The $2p$ random vectors (variables) $\{\hat{\gamma}_j, \hat{\Gamma}_j, j = 1, \dots, p\}$ are mutually independent. For each j , $\hat{\gamma}_j \sim N(\gamma_j, \Sigma_{X_j})$, $\hat{\Gamma}_j \sim N(\Gamma_j, \sigma_{Y_j}^2)$, $\Gamma_j = \gamma_j^T \beta_0$, with $\gamma_j = (\gamma_{j1}, \dots, \gamma_{jK})^T$. The $K \times p$ matrix $(\gamma_1, \dots, \gamma_p)$ is of full rank and $K \leq p$.

(iii) The variances $\Sigma_{X_j} = \text{diag}(\sigma_{X_{j1}}, \dots, \sigma_{X_{jK}}) \Sigma \text{diag}(\sigma_{X_{j1}}, \dots, \sigma_{X_{jK}})$ and $\sigma_{Y_j}^2$ are known, where $\sigma_{X_{jk}}$ is the SE of $\hat{\gamma}_{jk}$ and Σ represents a positive definite shared correlation matrix. Moreover, the variance ratios $\sigma_{X_{jk}}^2 / \sigma_{Y_j}^2$ are bounded away from zero and infinity for all $j = 1, \dots, p$ and $k = 1, \dots, K$.

We briefly discuss Assumption 1. In Assumption 1(ii), we assume that for each $j = 1, \dots, p$, both the SNP-exposure effect $\hat{\gamma}_j$ and SNP-outcome effect $\hat{\Gamma}_j$ are normally dis-

tributed, which is reasonable from large sample sizes. The independence between $\hat{\gamma}_j$'s and $\hat{\Gamma}_j$'s is guaranteed by the two-sample design where the exposure and outcome data are non-overlapping. The independence within $\hat{\gamma}_j$'s and $\hat{\Gamma}_j$'s (as well as the boundedness of variance ratios in (iii)) are reasonable because the SNPs are mutually independent from LD pruning or clumping and each SNP accounts for only a small proportion of the total variance in the exposure and outcome variables; see Zhao et al. (2020, Section 2) and Section S3.1 of the Supplement for justifications. The conditions that $K \leq p$ and the matrix $(\gamma_1, \dots, \gamma_p)$ is of full rank are assumed for the identifiability of β_0 , where the full rank condition corresponds to the relevance assumption in Section 1.

In Assumption 1(iii), we assume that the variances are known, meaning that they can be estimated with negligible error. This is reasonable with large sample sizes; see Ye et al. (2021) for theoretical justifications. We also assume the existence of a shared correlation matrix Σ across j , which is reasonable when each genetic effect is small, as discussed in Section S1.3 of the Supplement. The condition of Σ being positive definite holds in the absence of perfect collinearity among the exposure variables.

Throughout the paper, $\gamma_j, \Gamma_j, \Sigma_{Xj}, \sigma_{Yj}, j = 1, \dots, p$ are sequences of real numbers or matrices that can depend on n in order to model many weak IVs, but we omit the n index for ease of notation. For example, many IVs with small effects can be modeled by letting $p \rightarrow \infty$ while shrinking γ_j 's toward a vector of zeros as n increases. When only common variants (i.e., their minor allele frequencies (MAF) are greater than 0.05 (Gibson, 2012; Cirulli and Goldstein, 2010)) are used as IVs, implying that $\text{var}(Z_j) = \Theta(1)$, every entry in Σ_{Xj} and $\sigma_{Yj}^2, j = 1, \dots, p$ are $\Theta(1/n)$ (see Section S3.1 of the Supplement for justifications), where we write $a = \Theta(b)$ if there exists $c > 0$ such that $c^{-1}b \leq |a| \leq cb$. When rare variants, i.e., their MAF are less than 0.05, are used as IVs, $\text{var}(Z_j)$ can be very small, so every entry in Σ_{Xj} and $\sigma_{Yj}^2, j = 1, \dots, p$ can converge to zero at a rate slower than $1/n$.

3 A general asymptotic regime for many weak IVs

Our proposed asymptotic regime is described in the following assumption.

Assumption 2. *There exists a non-random $K \times K$ matrix $S_n = \tilde{S}_n \text{diag}(\sqrt{\mu_{n1}}, \dots, \sqrt{\mu_{nK}})$ that satisfy the following conditions: (i) \tilde{S}_n is bounded element-wise and the smallest eigenvalue of $\tilde{S}_n \tilde{S}_n^T$ is bounded away from 0.*

(ii) $S_n^{-1} \left(\sum_{j=1}^p \gamma_j \gamma_j^T \sigma_{Y_j}^{-2} \right) S_n^{-T}$ is bounded element-wise and its smallest eigenvalue is bounded away from 0.

Assumption 2 provides a general characterization of many weak IVs, and can be viewed as a summary-data version of Newey and Windmeijer (2009, Assumption 1). The S_n defined in Assumption 2 always exists, as shown in Section S3.2 of the Supplement. Crucially, Assumption 2 allows IV strength for different linear combinations of exposures to be of different rates, reflecting a key feature of MVMR that has not been studied in the literature.

To see this, we first re-write $S_n^{-1} \left(\sum_{j=1}^p \gamma_j \gamma_j^T \sigma_{Y_j}^{-2} \right) S_n^{-T}$ as

$$\begin{pmatrix} \frac{1}{\sqrt{\mu_{n1}}} & 0 & 0 \\ 0 & \ddots & 0 \\ 0 & 0 & \frac{1}{\sqrt{\mu_{nK}}} \end{pmatrix} \left(\sum_{j=1}^p \tilde{S}_n^{-1} \gamma_j \gamma_j^T \tilde{S}_n^{-T} \sigma_{Y_j}^{-2} \right) \begin{pmatrix} \frac{1}{\sqrt{\mu_{n1}}} & 0 & 0 \\ 0 & \ddots & 0 \\ 0 & 0 & \frac{1}{\sqrt{\mu_{nK}}} \end{pmatrix},$$

where $\tilde{S}_n^{-1} \gamma_j = \tilde{S}_n^{-1} \text{var}(Z_j)^{-1} \text{cov}(\mathbf{X}, Z_j) = \text{var}(Z_j)^{-1} \text{cov}(\tilde{S}_n^{-1} \mathbf{X}, Z_j)$, which is the marginal association between Z_j and linear transformations of the exposures $\tilde{S}_n^{-1} \mathbf{X}$. Hence, the matrix $\sum_{j=1}^p \tilde{S}_n^{-1} \gamma_j \gamma_j^T \tilde{S}_n^{-T} \sigma_{Y_j}^{-2}$ measures the instruments' strength on K linearly transformed exposures $\tilde{S}_n^{-1} \mathbf{X}$. The respective rates of the individual IV strengths as n grows, denoted by $\mu_{n1}, \dots, \mu_{nK}$, provide a complete, multi-dimensional summary of overall IV strength. The scalar $\mu_{n,\min}$ represents the slowest rate among those linear combinations of exposures. In fact, as shown in Section S3.5 of the Supplement, the minimum eigenvalue of the matrix $\sum_{j=1}^p \gamma_j \gamma_j^T \sigma_{Y_j}^{-2}$ is $\Theta(\mu_{n,\min})$, which means $\mu_{n,\min}$ can be interpreted as the rate at which the IV strength for the weakest direction among all linear combinations of exposures grows.

Although the IV strength for multiple exposures is driven by all μ_{nk} 's, the theorems we develop later (Theorem 1-2) will require $\mu_{n,\min}$ to satisfy certain conditions because we are interested in estimating the entire vector β , and this, by the Cramer-Wold device, is equivalent to accurate estimation of the effects of all linear combinations of the exposures. This motivates us to consider $\mu_{n,\min}$ as a compact scalar measure of overall IV strength for summary-data MVMR. This new metric thus complements the conditional F -statistic proposed by Sanderson et al. (2021), which is used to test whether each exposure is strongly predicted by the IVs, conditional on the other exposures.

To further elucidate Assumption 2, we present a simple example involving two exposures, X_1 and X_2 . For $j = 1, \dots, p$, let γ_{j1} and γ_{j2} denote the marginal associations of SNP

j with X_1 and X_2 , respectively. Assume $\gamma_{j2} = \gamma_{j1} + c/\sqrt{n}$ where c is a constant, $n = n_Y$, \mathbf{Z} has been normalized to have variance one, $\sum_{j=1}^p \gamma_{j1}^2 = \Theta(1)$ and $\sum_{j=1}^p \gamma_{j1} \leq C$ for a constant C , which holds with probability approaching 1 under a model that assumes γ_{j1} is normally distributed (Bulik-Sullivan et al., 2015), and $n/p \rightarrow \infty$. Then, because each individual γ_{j1}, γ_{j2} is very small, σ_{Yj}^2 is approximately $\text{var}(Y)/n$ for all j . In this example, the marginal IV strength of X_1 and X_2 , as measured by $\sum_{j=1}^p \gamma_{j1}^2 \sigma_{Yj}^{-2}$ and $\sum_{j=1}^p \gamma_{j2}^2 \sigma_{Yj}^{-2}$, converge to the same limit as n increases, and both are in the order of $\Theta(n)$. However, because γ_{j1} and γ_{j2} are very similar for all j , the conditional IV strength for one exposure given the other is much weaker. To see that Assumption 2 accommodates this example, we let \tilde{S}_n^{-1} be $\begin{pmatrix} -1 & 1 \\ 1 & 0 \end{pmatrix}$, with each row representing a linear combination of the exposures, and μ_{n1}, μ_{n2} respectively represents the rates at which the IV strength of $X_2 - X_1$ and X_1 grows. Then, with $\mu_{n1} = p$ and $\mu_{n2} = n$,

$$\begin{aligned} S_n^{-1} \left\{ \sum_{j=1}^p \gamma_j \gamma_j^T \sigma_{Yj}^{-2} \right\} S_n^{-T} &= \frac{n}{\text{var}(Y)} \sum_{j=1}^p \begin{pmatrix} \frac{\gamma_{j2} - \gamma_{j1}}{\sqrt{\mu_{n1}}} \\ \frac{\gamma_{j1}}{\sqrt{\mu_{n2}}} \end{pmatrix} \begin{pmatrix} \frac{\gamma_{j2} - \gamma_{j1}}{\sqrt{\mu_{n1}}} & \frac{\gamma_{j1}}{\sqrt{\mu_{n2}}} \end{pmatrix} \\ &= \frac{1}{\text{var}(Y)} \begin{pmatrix} \frac{c^2 p}{\mu_{n1}} & \frac{c\sqrt{n} \sum_{j=1}^p \gamma_{j1}}{\sqrt{\mu_{n1} \mu_{n2}}} \\ \frac{c\sqrt{n} \sum_{j=1}^p \gamma_{j1}}{\sqrt{\mu_{n1} \mu_{n2}}} & \frac{n \sum_{j=1}^p \gamma_{j1}^2}{\mu_{n2}} \end{pmatrix} \end{aligned}$$

is bounded element-wise with the smallest eigenvalue bounded away from 0, as required by Assumption 2 (see Section S3.3 of the Supplement for justifications).

The matrix $\sum_{j=1}^p \gamma_j \gamma_j^T \sigma_{Yj}^{-2}$ has connections to the existing literature. In the case with multiple exposures and access to individual-level data, the *concentration parameter* (the noncentrality parameter of the first-stage F -statistic) is commonly used to quantify IV strength (Stock et al., 2002; Chao and Swanson, 2005). As shown in Section S3.7 of the Supplement, $\sum_{j=1}^p \gamma_j \gamma_j^T \sigma_{Yj}^{-2}$ has the same rate as the concentration parameter (denoted as H_n), in the sense that $S_n^{-1} H_n S_n^{-T}$ is also bounded with the smallest eigenvalue bounded away from 0 almost surely, with the same S_n defined in Assumption 2. This result suggests that $\mu_{n,\min}$ can be also interpreted as the rate at which the minimum eigenvalue of the concentration parameter, also known as the Cragg and Donald statistics, grows as $n \rightarrow \infty$, the latter of which has been used for assessing under-identification and weak IVs in IV regressions (Cragg and Donald, 1993; Stock and Yogo, 2001).

In practical applications, however, the matrix $\sum_{j=1}^p \gamma_j \gamma_j^T \sigma_{Yj}^{-2}$ may not be ideal for the practical assessment of weak IVs for two reasons. First, $\sum_{j=1}^p \gamma_j \gamma_j^T \sigma_{Yj}^{-2}$ is not scale-invariant, meaning that it will change if the units of the exposures are changed. Second, it depends on the outcome. In Section S3.4-3.5 of the Supplement, we show that under Assumptions 1-2 and reasonable approximations, the scale-invariant matrix $\sum_{j=1}^p \Omega_j^{-1} \gamma_j \gamma_j^T \Omega_j^{-T}$ has the same rate as the matrix $\sum_{j=1}^p \gamma_j \gamma_j^T \sigma_{Yj}^{-2}$, where $\Omega_j = \text{diag}(\sigma_{Xj1}, \dots, \sigma_{XjK}) \Sigma^{\frac{1}{2}}$ and $A^{\frac{1}{2}}$ denotes the symmetric square root of a positive semi-definite matrix A . Notably, the minimum eigenvalue $\lambda_{n,\min}$ of $\sum_{j=1}^p \Omega_j^{-1} \gamma_j \gamma_j^T \Omega_j^{-T}$ is also $\Theta(\mu_{n,\min})$. Additionally, we can unbiasedly estimate $\sum_{j=1}^p \Omega_j^{-1} \gamma_j \gamma_j^T \Omega_j^{-T}$ by its sample version, that is, $\sum_{j=1}^p \Omega_j^{-1} \hat{\gamma}_j \hat{\gamma}_j^T \Omega_j^{-T} - pI_K$, where I_K is a $K \times K$ identity matrix. This allows us to use $\hat{\lambda}_{\min}$, the minimum eigenvalue of $\sum_{j=1}^p \Omega_j^{-1} \hat{\gamma}_j \hat{\gamma}_j^T \Omega_j^{-T} - pI_K$, to evaluate the magnitude of $\mu_{n,\min}$ and quantify the IV strength in practice. Furthermore, the matrix $\sum_{j=1}^p \Omega_j^{-1} \gamma_j \gamma_j^T \Omega_j^{-T}$, referred to as the *IV strength matrix* in the following, is a multivariable extension of the IV strength measure in the univariable MR. When there is only one exposure, the matrix $\sum_{j=1}^p \Omega_j^{-1} \gamma_j \gamma_j^T \Omega_j^{-T}$ reduces to the IV strength parameter and $\hat{\lambda}_{\min}$ reduces to the estimated IV strength parameter in univariable MR (i.e., the κp and $\hat{\kappa} p$ in Zhao et al. (2019) and Ye et al. (2021)).

4 IVW estimator in MVMR

The theoretical properties of the IVW estimator in univariable MR have been thoroughly studied in Ye et al. (2021). However, the behavior of MV-IVW remains less understood. In this section, we study the asymptotic properties of MV-IVW.

The MV-IVW estimator, proposed by Burgess and Thompson (2015), is given by

$$\hat{\beta}_{\text{IVW}} = \left\{ \sum_{j=1}^p \hat{\gamma}_j \hat{\gamma}_j^T \sigma_{Yj}^{-2} \right\}^{-1} \left\{ \sum_{j=1}^p \hat{\gamma}_j \hat{\Gamma}_j \sigma_{Yj}^{-2} \right\}. \quad (3)$$

It can be viewed as a weighted least squares estimator that regresses $\hat{\Gamma}_j$ on $\hat{\gamma}_j$ with σ_{Yj}^{-2} as weight. When there is one exposure variable ($K = 1$), $\hat{\beta}_{\text{IVW}}$ in (3) reduces to the IVW estimator used in univariable MR (Burgess et al., 2013). Although MV-IVW is popular for its simplicity, it is known to have weak IV bias (Sanderson et al., 2021). Heuristically, the

weak IV bias can be seen from the following approximation:

$$\begin{aligned} E(\hat{\beta}_{\text{IVW}}) &\approx \left\{ E\left(\sum_{j=1}^p \hat{\gamma}_j \hat{\gamma}_j^T \sigma_{Y_j}^{-2} \right) \right\}^{-1} \left\{ E\left(\sum_{j=1}^p \hat{\gamma}_j \hat{\Gamma}_j \sigma_{Y_j}^{-2} \right) \right\} \\ &= \left\{ \sum_{j=1}^p (M_j + V_j) \right\}^{-1} \left\{ \sum_{j=1}^p M_j \right\} \beta_0, \end{aligned} \quad (4)$$

where $M_j = \gamma_j \gamma_j^T \sigma_{Y_j}^{-2}$ and $V_j = \Sigma_{X_j} \sigma_{Y_j}^{-2}$, and the second line uses the fact that $E(\hat{\gamma}_j \hat{\gamma}_j^T) = \gamma_j \gamma_j^T + \Sigma_{X_j}$. It is clear that MV-IVW is not well-centered around the true causal effect β_0 , and the extent of bias depends on whether the variance component $\sum_{j=1}^p V_j$ is “negligible” compared to the SNP-exposure effects $\sum_{j=1}^p M_j$.

Theorem 1 below describes the theoretical properties of the IVW estimator under varying degrees of IV strength. In the following, \xrightarrow{P} denotes convergence in probability and \xrightarrow{D} denotes convergence in distribution.

Theorem 1. *Assume Assumptions 1-2. When $\beta_0 \neq \mathbf{0}$, the following results hold as $n \rightarrow \infty$:*

- (a) *If $\mu_{n,\min}/p^2 \rightarrow \infty$, and $\max_j(\gamma_{jk}^2 \sigma_{X_{jk}}^{-2})/\mu_{n,\min} \rightarrow 0$ for every $k = 1, \dots, K$, then $\hat{\beta}_{\text{IVW}}$ is consistent and asymptotically normal, i.e.,*

$$\mathbb{V}^{-\frac{1}{2}} \left\{ \sum_{j=1}^p (M_j + V_j) \right\} (\hat{\beta}_{\text{IVW}} - \beta_0) \xrightarrow{D} N(\mathbf{0}, I_K), \quad (5)$$

where $M_j = \gamma_j \gamma_j^T \sigma_{Y_j}^{-2}$, $V_j = \Sigma_{X_j} \sigma_{Y_j}^{-2}$, and $\mathbb{V} = \sum_{j=1}^p \{(1 + \beta_0^T V_j \beta_0)(M_j + V_j) + V_j \beta_0 \beta_0^T V_j\}$. Hence, the asymptotic variance-covariance matrix of $\hat{\beta}_{\text{IVW}}$ is given by

$$\mathcal{V}_{\text{IVW}} = \left\{ \sum_{j=1}^p (M_j + V_j) \right\}^{-1} \mathbb{V} \left\{ \sum_{j=1}^p (M_j + V_j) \right\}^{-1}.$$

- (b) *If $\mu_{n,\min}/p \rightarrow \infty$, then $\hat{\beta}_{\text{IVW}} \xrightarrow{P} \beta_0$.*
(c) *If $\mu_{n,\min}/p \rightarrow \tau \in [0, \infty)$, then $\hat{\beta}_{\text{IVW}} - \left\{ \sum_{j=1}^p (M_j + V_j) \right\}^{-1} \left\{ \sum_{j=1}^p M_j \right\} \beta_0 \xrightarrow{P} \mathbf{0}$.*

When $\beta_0 = \mathbf{0}$, the following results hold as $n \rightarrow \infty$:

- (d) *If $\max_j(\gamma_{jk}^2 \sigma_{X_{jk}}^{-2})/(\mu_{n,\min} + p) \rightarrow 0$ for every $k = 1, \dots, K$, then $\hat{\beta}_{\text{IVW}}$ is consistent and asymptotically normal, i.e., $\hat{\beta}_{\text{IVW}} \xrightarrow{P} \mathbf{0}$ and $\mathbb{V}^{-\frac{1}{2}} \left\{ \sum_{j=1}^p (M_j + V_j) \right\} \hat{\beta}_{\text{IVW}} \xrightarrow{D} N(\mathbf{0}, I_K)$.*

Corollary 1. *Assume Assumptions 1-2. If $\mu_{nk}/p \rightarrow 0$ for all k as $n \rightarrow \infty$, then $\hat{\beta}_{\text{IVW}} \xrightarrow{P} \mathbf{0}$.*

The proof can be found in Section S3.9 of the Supplement. As shown in Theorem 1(a), asymptotic normality requires $\max_j(\gamma_{jk}^2 \sigma_{X_{jk}}^{-2})/\mu_{n,\min} \rightarrow 0$ and $\mu_{n,\min}/p^2 \rightarrow \infty$. The former is used to verify the Lindeberg’s condition for central limit theorem and is satisfied when

no single SNP dominates the IV strength. The latter implies that $nh_k^2/p^2 \rightarrow \infty$ for every k , where h_k^2 is the proportion of variance of X_k explained by the p SNPs (see Section S3.6 of the Supplement), which is almost unattainable in typical MR studies, where the number of independent SNPs, p , is usually around one thousand. Consequently, even when the smallest sample size reaches a million, the ratio nh_k^2/p^2 remains below 1.

Theorem 1(b) shows the condition for consistency. It is clear that even if we forgo asymptotic normality and aim solely for consistency, $\mu_{n,\min}/p \rightarrow \infty$ or $nh_k^2/p \rightarrow \infty$ for all k remains hard to achieve in many MR studies either due to small h_k^2 or not large enough sample sizes. It is worth noting that attaining consistency for the IVW estimator in MVMR is more challenging compared to the univariable MR case. This is because, apart from requiring strong marginal associations between the SNPs and each exposure, the rate condition imposed on $\mu_{n,\min}/p$ also requires strong conditional associations of the SNPs with each exposure given the other exposures.

Since the presence of many weak IVs is a common scenario, most MR studies would fall within regime (c). In this regime, $\hat{\beta}_{\text{IVW}}$ converges to $\{\sum_{j=1}^p (M_j + V_j)\}^{-1} \{\sum_{j=1}^p M_j\} \beta_0$. This result stands in contrast to univariable MR where the IVW estimator is always biased towards zero. The distinction arises because, in MVMR, certain elements within $\{\sum_{j=1}^p (M_j + V_j)\}^{-1} \{\sum_{j=1}^p M_j\} \beta_0$ might be magnified while the others are attenuated. This justifies the assertion that the IVW estimator can be either biased towards or away from 0 in MVMR (Sanderson et al., 2021, 2022b). This can also be seen from Table 1 in our simulation studies. As a special case within this regime, when the IV strength for all the exposures is extremely weak in the sense that when $\mu_{nk}/p \rightarrow 0$ for all k , Corollary 1 indicates that $\hat{\beta}_{\text{IVW}}$ converges to $\mathbf{0}$.

Theorem 1(d) suggests that $\hat{\beta}_{\text{IVW}}$ is robust to many weak IVs in the special case of $\beta_0 = \mathbf{0}$. This highlights that MV-IVW is a robust method for testing the null hypothesis that *all* exposure effects are zero. However, it is important to note that when the goal is to test whether some components of β_0 are 0, $\hat{\beta}_{\text{IVW}}$ is still not robust to weak IVs because the effect estimates of those components can still be subject to weak IV bias, resulting in inflated type I error. For example, to test the null hypothesis that the t th component of β_0 is zero, under regime (c), the t th component of $\hat{\beta}_{\text{IVW}}$ converges to $e_t^T \{\sum_{j=1}^p (M_j + V_j)\}^{-1} \{\sum_{j=1}^p M_j\} \beta_0$ which may not be zero, where e_t is a vector of zeros with the t -th element being 1.

Lastly, in Section S3.9 of the Supplement, we show that result (5) still holds when \mathbb{V} and $\sum_{j=1}^p (M_j + V_j)$ are respectively replaced with $\sum_{j=1}^p \{(1 + \hat{\beta}_{\text{IVW}}^T V_j \hat{\beta}_{\text{IVW}}) \hat{M}_j + V_j \hat{\beta}_{\text{IVW}} \hat{\beta}_{\text{IVW}}^T V_j\}$ and $\sum_{j=1}^p \hat{M}_j$, which gives a consistent variance estimator

$$\hat{\mathcal{V}}_{\text{IVW}} = \left\{ \sum_{j=1}^p \hat{M}_j \right\}^{-1} \left[\sum_{j=1}^p \{(1 + \hat{\beta}_{\text{IVW}}^T V_j \hat{\beta}_{\text{IVW}}) \hat{M}_j + V_j \hat{\beta}_{\text{IVW}} \hat{\beta}_{\text{IVW}}^T V_j\} \right] \left\{ \sum_{j=1}^p \hat{M}_j \right\}^{-1}, \quad (6)$$

where $\hat{M}_j = \hat{\gamma}_j \hat{\gamma}_j^T \sigma_{Y_j}^{-2}$.

5 Debiased IVW (dIVW) in MVMR

5.1 dIVW estimator

In this section, we propose a multivariable debiased IVW (MV-dIVW) estimator and show that it requires much weaker conditions for consistency and asymptotically normality.

Motivated by the expression (4), an intuitive strategy for debiasing MV-IVW is to replace the term $\sum_{j=1}^p \hat{\gamma}_j \hat{\gamma}_j^T \sigma_{Y_j}^{-2}$ with its unbiased estimator, such as $\sum_{j=1}^p (\hat{\gamma}_j \hat{\gamma}_j^T - \Sigma_{X_j}) \sigma_{Y_j}^{-2}$, i.e., $\sum_{j=1}^p \hat{M}_j - V_j$. This leads to the formulation of our MV-dIVW estimator:

$$\begin{aligned} \hat{\beta}_{\text{dIVW}} &= \left\{ \sum_{j=1}^p (\hat{\gamma}_j \hat{\gamma}_j^T - \Sigma_{X_j}) \sigma_{Y_j}^{-2} \right\}^{-1} \left\{ \sum_{j=1}^p \hat{\gamma}_j \hat{\gamma}_j^T \sigma_{Y_j}^{-2} \right\} \\ &= \left(\sum_{j=1}^p \hat{M}_j - V_j \right)^{-1} \left(\sum_{j=1}^p \hat{M}_j \right) \hat{\beta}_{\text{IVW}}. \end{aligned} \quad (7)$$

When $K = 1$, the dIVW estimator $\hat{\beta}_{\text{dIVW}}$ reduces to the univariable dIVW estimator proposed by Ye et al. (2021). Remarkably, this simple formulation ensures consistency and asymptotic normality under a much weaker condition on the IV strength than that required by MV-IVW, as shown later in Theorem 2.

5.2 Adjusted dIVW estimator

In our preliminary investigation, however, we noticed that the MV-dIVW estimator in (7) can exhibit considerable instability in the presence of very weak IVs, e.g., when $\hat{\lambda}_{\min}$ is below 10. The instability arises from the inversion of the matrix $\sum_{j=1}^p \hat{M}_j - V_j$, because this matrix can be close-to-singular when SNPs have very weak conditional effects on one or more exposures, resulting in unstable estimates. A similar issue was observed in the context of the univariable dIVW estimator (Xu et al., 2023). To improve stability, Xu et al. (2023) assumed that the numerator and denominator of the univariable dIVW

estimator follow a bivariate normal distribution, and proposed a penalized dIVW (pIVW) estimator by maximizing a likelihood function penalized for small denominator values. However, it is challenging to apply this idea to MVMR, as assuming a joint distribution for the matrix “denominator” $\sum_{j=1}^p \hat{M}_j - V_j$ and the vector “numerator” $\sum_{j=1}^p \hat{\gamma}_j \hat{\Gamma}_j \sigma_{Y_j}^{-2}$ is no longer straightforward. Nevertheless, their work suggests that stabilizing the inversion of $\sum_{j=1}^p \hat{M}_j - V_j$ appropriately can lead to more robust estimation.

We achieve this by adjusting the matrix “denominator” $\sum_{j=1}^p \hat{M}_j - V_j$ in (7) through

$$R_\phi \left(\sum_{j=1}^p \hat{M}_j - V_j \right) = \sum_{j=1}^p \hat{M}_j - V_j + \phi \left(\sum_{j=1}^p \hat{M}_j - V_j \right)^{-1}, \quad (8)$$

where R_ϕ denotes a matrix operator and $\phi \geq 0$ is a tuning parameter that may depend on observed data, leading to our multivariable adjusted dIVW (MV-adIVW) estimator:

$$\hat{\beta}_{\text{adIVW},\phi} = \left\{ R_\phi \left(\sum_{j=1}^p \hat{M}_j - V_j \right) \right\}^{-1} \left\{ \sum_{j=1}^p \hat{\gamma}_j \hat{\Gamma}_j \sigma_{Y_j}^{-2} \right\}. \quad (9)$$

Our proposed form of adjustment is motivated from an eigen-decomposition of $\sum_{j=1}^p \hat{M}_j - V_j = \hat{Q} \hat{\Lambda} \hat{Q}^T$, where $\hat{\Lambda}$ is a diagonal matrix with entries being eigenvalues $\hat{\lambda}_1, \dots, \hat{\lambda}_K$, and \hat{Q} is the matrix of eigenvectors. Then it follows

$$R_\phi \left(\sum_{j=1}^p \hat{M}_j - V_j \right) = \sum_{j=1}^p \hat{M}_j - V_j + \phi \left(\sum_{j=1}^p \hat{M}_j - V_j \right)^{-1} = \hat{Q} (\hat{\Lambda} + \phi \hat{\Lambda}^{-1}) \hat{Q}^T,$$

where $\hat{\Lambda} + \phi \hat{\Lambda}^{-1}$ is a diagonal matrix with entries being $\hat{\lambda}_1 + \phi \hat{\lambda}_1^{-1}, \dots, \hat{\lambda}_K + \phi \hat{\lambda}_K^{-1}$. For a reasonably sized ϕ , the adjustment adapts based on eigenvalue magnitudes, with small eigenvalues receiving moderate adjustment and large eigenvalues receiving negligible adjustment. In any case, the adjustment ensures that all the eigenvalues of the matrix $\sum_{j=1}^p \hat{M}_j - V_j + \phi (\sum_{j=1}^p \hat{M}_j - V_j)^{-1}$ have absolute values lower bounded by $2\sqrt{\phi}$. Thus, by appropriately choosing ϕ , the MV-adIVW estimator is expected to have improved stability. Note that in this adjustment, we assume no eigenvalues are exactly zero (an event with zero probability), because otherwise the inverse of $\sum_{j=1}^p \hat{M}_j - V_j$ is undefined. In Theorem 2 stated below, we establish a sufficient condition for ϕ along with other conditions to ensure the consistency and asymptotic normality of the MV-adIVW estimator. We also remark that Van Wieringen and Peeters (2016) considered a similar adjustment in the context of estimating high dimensional precision matrices and our adjustment can be seen as a first-order Taylor expansion of their estimator; see Section S3.8 of the Supplement for

details.

5.3 Theoretical properties of MV-dIVW and MV-adIVW

Theorem 2 establishes the consistency and asymptotic normality of MV-adIVW. Theorem 2 also applies to MV-dIVW as it is a special case of MV-adIVW when $\phi = 0$.

Theorem 2. *Assume Assumptions 1-2, $\mu_{n,\min}/\sqrt{p} \rightarrow \infty$, and $\max_j \gamma_{jk}^2 \sigma_{X_{jk}}^{-2}/(\mu_{n,\min} + p) \rightarrow 0$ for all k as $n \rightarrow \infty$. If $\phi = O_P(\mu_{n,\min} + p)$, where $a_n = O_P(b_n)$ means a_n/b_n is bounded in probability, then $\hat{\beta}_{\text{adIVW},\phi}$ in (9) is consistent and asymptotically normal, i.e., as $n \rightarrow \infty$,*

$$\mathbb{V}^{-\frac{1}{2}} \left\{ \sum_{j=1}^p M_j \right\} (\hat{\beta}_{\text{adIVW},\phi} - \beta_0) \xrightarrow{d} N(\mathbf{0}, I_K), \quad (10)$$

where $M_j = \gamma_j \gamma_j^T \sigma_{Y_j}^{-2}$, $V_j = \Sigma_{X_j} \sigma_{Y_j}^{-2}$, and $\mathbb{V} = \sum_{j=1}^p \{ (1 + \beta_0^T V_j \beta_0)(M_j + V_j) + V_j \beta_0 \beta_0^T V_j \}$. Hence, the asymptotic variance-covariance matrix of $\hat{\beta}_{\text{adIVW},\phi}$ is given by

$$\mathcal{V}_{\text{adIVW}} = \left\{ \sum_{j=1}^p M_j \right\}^{-1} \mathbb{V} \left\{ \sum_{j=1}^p M_j \right\}^{-1}.$$

The proof can be found in Section S3.11 of the Supplement. In Theorem 2, we highlight three key conditions for MV-adIVW to be both consistent and asymptotically normal. First, $\mu_{n,\min}/\sqrt{p} \rightarrow \infty$ is a condition on the minimum IV strength across all linear combinations of exposures, which is notably weaker compared to that required for MV-IVW to attain asymptotic normality and consistency. Second, like in Theorem 1, $\max_j \gamma_{jk}^2 \sigma_{X_{jk}}^{-2}/(\mu_{n,\min} + p) \rightarrow 0$ for every $k = 1, \dots, K$ is used to verify Lindeberg's condition and achieve asymptotic normality. Third, $\phi = O_P(\mu_{n,\min} + p)$ is a rate condition on the tuning parameter ϕ . Note that ϕ could depend on the observed data. As a special instance of this theorem, MV-dIVW is also consistent and asymptotically normal under the given conditions. Theorem 2 suggests that MV-adIVW and MV-dIVW are asymptotically equivalent, as long as $\phi = O_P(\mu_{n,\min} + p)$ is satisfied. However, as we will demonstrate later in the simulation studies, MV-adIVW consistently shows superior finite-sample performance compared to MV-dIVW. Lastly, Theorem 2 does not specify the underlying weak IV generating mechanisms. For instance, weak IVs could be due to that all SNPs have weak marginal associations with each exposure, or that many SNPs exhibit no associations with each exposure and a few SNPs have relatively strong associations, or that all SNPs have strong marginal but weak conditional associations with each exposure. Theorem 2

ensures that as long as the overall IV strength, measured by $\mu_{n,\min}/\sqrt{p}$, is not too weak, our proposed estimators have the stated theoretical guarantees.

As shown in Section S3.11 of the Supplement, the result in (10) still holds if we replace \mathbb{V} and $\sum_j M_j$ by $\sum_{j=1}^p \{(1 + \hat{\beta}_{\text{adIVW},\phi}^T V_j \hat{\beta}_{\text{adIVW},\phi}) \hat{M}_j + V_j \hat{\beta}_{\text{adIVW},\phi} \hat{\beta}_{\text{adIVW},\phi}^T V_j\}$ and $R_\phi(\sum_{j=1}^p \hat{M}_j - V_j)$ respectively, leading to

$$\hat{\mathcal{V}}_{\text{adIVW},\phi} = \left\{ R_\phi \left(\sum_{j=1}^p \hat{M}_j - V_j \right) \right\}^{-1} \left[\sum_{j=1}^p \{(1 + \hat{\beta}_{\text{adIVW},\phi}^T V_j \hat{\beta}_{\text{adIVW},\phi}) \hat{M}_j + V_j \hat{\beta}_{\text{adIVW},\phi} \hat{\beta}_{\text{adIVW},\phi}^T V_j\} \right] \left\{ R_\phi \left(\sum_{j=1}^p \hat{M}_j - V_j \right) \right\}^{-1}, \quad (11)$$

as a consistent variance estimator of the MV-dIVW and MV-adIVW estimators.

5.4 Selection of tuning parameter ϕ

Our asymptotic analysis in Theorem 2 requires that the tuning parameter satisfies $\phi = O_P(\mu_{n,\min} + p)$. In practice, to choose a ϕ satisfying this rate condition, we propose to minimize the following objective function:

$$J(\phi) = \sum_{j=1}^p \frac{(\hat{\Gamma}_j - \hat{\gamma}_j^T \hat{\beta}_{\text{adIVW},\phi})^2}{\sigma_{Yj}^2 + \hat{\beta}_{\text{adIVW},\phi}^T \Sigma_{Xj} \hat{\beta}_{\text{adIVW},\phi}}, \quad \text{subject to } \phi \in B, \quad (12)$$

where $\hat{\beta}_{\text{adIVW},\phi}$ is defined in (9) and B represents a pre-specified interval in which every $\phi \in B$ satisfies $\phi = O_P(\mu_{n,\min} + p)$. A choice of B will be discussed below. In Sander-son et al. (2021) and GRAPPLE (Wang et al., 2021), the objective function $\sum_{j=1}^p \{(\hat{\Gamma}_j - \hat{\gamma}_j^T \beta)^2 / (\sigma_{Yj}^2 + \beta^T \Sigma_{Xj} \beta)\}$ is minimized with respect to the entire vector β and its solution has no explicit form. Such minimization can be computationally intensive and numerically unstable, especially when there is a large number of exposures and weak IVs. In comparison, minimizing $J(\phi)$ with respect to a single parameter ϕ is computationally much easier. The minimizer of $J(\phi)$ belongs to the class of MV-adIVW estimators, which offers valid statistical inference as long as the conditions in Theorem 2 are met. As shown in our simulation studies, our proposed estimator shows comparable or superior performance compared to GRAPPLE and other state-of-the-art methods.

Now, we discuss our choice of the interval B . As previously mentioned in Section 2, we can use $\hat{\lambda}_{\min}/\sqrt{p}$ to approximate $\mu_{n,\min}/\sqrt{p}$, where $\hat{\lambda}_{\min}$ is the smallest eigenvalue of the sample IV strength matrix $\sum_{j=1}^p \Omega_j^{-1} \hat{\gamma}_j \hat{\gamma}_j^T \Omega_j^{-T} - pI_K$. Our choice of B is $[0, e^{c(30 - \hat{\lambda}_{\min}/\sqrt{p})}]$,

where c is a positive constant. The rationale behind this upper bound is as follows. First, it is clear that this upper bound approaches 0 in probability as $\mu_{n,\min}/\sqrt{p} \rightarrow \infty$ and thus satisfies the rate condition $O_P(\mu_{n,\min} + p)$. Second, through extensive simulations, we observe that MV-dIVW performs well when $\hat{\lambda}_{\min}/\sqrt{p} \geq 30$. In this case, the upper bound of B is below 1, leading to negligible adjustment, and MV-adIVW is similar to MV-dIVW. Third, if $\hat{\lambda}_{\min}/\sqrt{p} < 30$, the upper bound of B increases exponentially. This ensures that for smaller IV strength, a larger range of ϕ will be considered, enabling the use of the observed data to determine the optimal ϕ in a data-driven way. In our implementation, we set $c = 0.5$ and minimize $J(\phi)$ over a grid of values from B that is $0 \cup \{e^{c(i-\hat{\lambda}_{\min}/\sqrt{p})} : i = 0, \dots, 30\}$.

5.5 Extension to balanced horizontal pleiotropy

Although MVMR is less prone to horizontal pleiotropy than univariable MR, it does not rule out the possibility of its presence. Hence, we further extend MV-dIVW and MV-adIVW to handle one special type of pleiotropy in MR, known as the balanced horizontal pleiotropy (Bowden et al., 2017; Hemani et al., 2018a; Zhao et al., 2020). To achieve this, we generalize our outcome model in (2) to $Y = \mathbf{X}^T \boldsymbol{\beta}_0 + \mathbf{Z}^T \boldsymbol{\alpha} + g(\mathbf{U}, E_Y)$, where $\boldsymbol{\alpha} = (\alpha_1, \dots, \alpha_p)^T$ represent the unknown direct effect of \mathbf{Z} on the outcome. This model implies that $\Gamma_j = \boldsymbol{\gamma}_j^T \boldsymbol{\beta}_0 + \alpha_j$ holds for every j . To incorporate balanced horizontal pleiotropy, we replace Assumption 1 with the following assumption.

Assumption 3. *Suppose Assumption 1 holds, except that conditional on α_j , $\hat{\Gamma}_j \sim N(\alpha_j + \boldsymbol{\gamma}_j^T \boldsymbol{\beta}_0, \sigma_{Yj}^2)$ for every j . Also, $\alpha_j \sim N(0, \tau_0^2)$ for every j and for a constant c_+ , $\tau_0 \leq c_+ \sigma_{Yj}$ for every j .*

As proved in Section S3.12 of the Supplement, MV-dIVW and MV-adIVW maintain their consistency and asymptotic normality under Assumptions 2-3. However, due to the random effects α_j 's, the variance of the estimators becomes larger. Consistent variance estimators and a consistent estimator of τ_0^2 (denoted as $\hat{\tau}_\phi$) under balanced horizontal pleiotropy are given in Section S3.12 of the Supplement. Lastly, for choosing ϕ under balanced horizontal pleiotropy, we use the objective function in Sanderson et al. (2021):

$$J_+(\phi) = \sum_{j=1}^p \frac{(\hat{\Gamma}_j - \hat{\boldsymbol{\gamma}}_j^T \hat{\boldsymbol{\beta}}_{\text{adIVW},\phi})^2}{\sigma_{Yj}^2 + \hat{\boldsymbol{\beta}}_{\text{adIVW},\phi}^T \Sigma_{Xj} \hat{\boldsymbol{\beta}}_{\text{adIVW},\phi} + \hat{\tau}_\phi^2}, \quad \text{subject to } \phi \in B \quad (13)$$

where $\hat{\tau}_\phi$ depends on ϕ through $\hat{\boldsymbol{\beta}}_{\text{adIVW},\phi}$.

6 Simulations

6.1 Simulation study 1: three exposures and summary-data

To evaluate the finite-sample performance of our proposed estimator in the presence of many weak IVs and balanced horizontal pleiotropy, we conduct a simulation study using the `rawdat_mvmmr` dataset available in the `MVMR` package in R (Sanderson et al., 2021). In this dataset, the exposures are low-density lipoprotein cholesterol (LDL-C), high-density lipoprotein cholesterol (HDL-C), and triglycerides (TG), and the outcome is systolic blood pressure (SBP). Summary statistics for LDL-C, HDL-C, and TG are from Global Lipids Genetics Consortium (GLGC), and those for SBP are from the UK Biobank. The data include $p = 145$ uncorrelated SNPs, and provide observed SNP-exposure associations, SNP-outcome associations, and corresponding SEs. These estimates, except the SNP-outcome associations, are used as true parameters. To generate true Γ_j 's without horizontal pleiotropy, we let $\Gamma_j = \gamma_j^T \beta_0$ for every $j = 1, \dots, 145$, where γ_j 's equal the observed summary statistics and $\beta_0 = (\beta_{01}, \beta_{02}, \beta_{03})$ represents the true causal effects.

Our simulation study resembles a factorial design, with the following factors:

1. **Factor 1:** True causal effects. (i) $\beta_0 = (-0.5, -0.7, 0.3)$ or (ii) $\beta_0 = (0, 0.5, -0.5)$.
2. **Factor 2:** Shared correlation matrix Σ for estimated SNP-exposure associations. A compound symmetric correlation matrix is considered with diagonal entries being 1 and off-diagonal entries being (i) $\rho = 0.3$ or (ii) $\rho = 0.7$.
3. **Factor 3:** Relative IV strength across exposures. (i) All exposures have similar IV strength or (ii) the first exposure has much weaker IV strength.
4. **Factor 4:** IV strength parameter λ_{\min}/\sqrt{p} . Different values of λ_{\min}/\sqrt{p} are achieved by dividing the true SNP-exposure associations by a different value D . For Factor 3(i), we divide all the true SNP-exposure associations γ_j 's by D , where $D = (3, 5.5, 6.5)$ if $\rho = 0.3$ and $D = (2.5, 4.5, 5.5)$ if $\rho = 0.7$. For Factor 3(ii), only γ_{j1} 's for exposure 1 are divided by D , where $D = (4.5, 7, 9.25)$ if $\rho = 0.3$ and $D = (4, 6.5, 9)$ if $\rho = 0.7$. As such, the values of D depend on Factors 2-3, which are chosen to ensure comparable λ_{\min}/\sqrt{p} across all settings and that the smallest λ_{\min}/\sqrt{p} is around 7.3.

For each setting, we generate summary-data $\hat{\Gamma}_j$'s and $\hat{\gamma}_j$'s according to Assumption 1. We compare MV-dIVW in (7) and MV-adIVW in (9) with five other MVMR methods: MV-IVW (Burgess et al., 2013), MR-Median (Grant and Burgess, 2021), MR-Egger (Rees

et al., 2017), MRBEE (Lorincz-Comi et al., 2023), and GRAPPLE (Wang et al., 2021). Throughout all the simulation studies, MR-Median and MR-Egger are implemented using the `mr_mvmedian` and `mr_mvegger` functions from the `MendelianRandomization` package; MRBEE using the `MRBEE.IMRP` function from the `MRBEE` package; GRAPPLE using the `grappleRobustEst` function from the `GRAPPLE` package; all with their default settings. We compare simulation mean, standard deviation (SD), average of SEs, and coverage probability (CP) of 95% confidence intervals from normal approximation. Table 1 shows the simulation results with 10,000 repetitions, when $\beta_0 = (-0.5, -0.7, 0.3)$, $\rho = 0.7$, and all three exposures have similar IV strength, and $\lambda_{\min}/\sqrt{p} \approx 35.8, 11.0, 7.4$ corresponding to moderate, small and very small IV strength. Below is a summary of the results.

Across all scenarios, MV-IVW is biased and has inadequate coverage probabilities. This is consistent with our Theorem 1(c) since λ_{\min}/p are small, being respectively 3.0, 0.9 and 0.6. Unlike univariable MR, the bias in MV-IVW can be either towards or away from zero. For instance, MV-IVW shows bias away from 0 for β_{03} and bias towards 0 for β_{01} and β_{02} . The poor coverage probabilities can be due to both estimation bias and inaccurate normal approximations. MVMR-Egger and MVMR-Median have similar performance compared to MV-IVW with slightly larger SD. MRBEE shows large bias and is very unstable when λ_{\min}/\sqrt{p} is 11.0 and 7.4. GRAPPLE generally performs well, except when λ_{\min}/\sqrt{p} is 11.0 and 7.4, the coverage of β_{01} falls slightly below the nominal level.

MV-dIVW shows satisfactory performance when λ_{\min}/\sqrt{p} is 35.8, has small bias when λ_{\min}/\sqrt{p} is 11.0, but it is noticeably biased and has large SD when λ_{\min}/\sqrt{p} drops to 7.4. In comparison, MV-adIVW outperforms MV-dIVW when λ_{\min}/\sqrt{p} is 11 and 7.4, with significant improvements in bias and SD. All SEs based on (11) are close to the simulated SDs of MV-dIVW and MV-adIVW. Among all methods, MV-adIVW has the best overall performance in these scenarios.

Section S1.1 of the Supplement contains additional simulation results for the remaining settings, as well as scenarios with balanced horizontal pleiotropy. Generally, the pattern we observe in Table 1 remains consistent across different settings. We highlight two additional findings. First, in scenarios where only the first exposure is weakly predicted, MV-adIVW remains valid, agreeing with the theoretical analysis. Second, when balanced horizontal pleiotropy is present, MV-adIVW effectively accounts for it and yields SEs that adequately

capture the estimation uncertainty. Overall, GRAPPLE and MV-adIVW have comparable performance and are consistently better than the other methods.

6.2 Simulation study 2: 10-30 exposures and summary-data

In this simulation study, we evaluate our proposed methods with a large number of exposures and SNPs. We use the approach in Wang et al. (2021) to generate true γ_j 's and Γ_j 's. We start with setting true γ_{j1} 's to be the observed SNP-BMI associations from the BMI-CAD dataset ($p = 1119$) in the `mr.raps` R package. To simulate weak IV strength, γ_{j1} 's are scaled by a factor $D = 5.9$. Once γ_{j1} 's are fixed, we generate $\gamma_{jk} = \eta_{jk}\gamma_{j1} + (1 - \eta_{jk})\delta_{jk}$ for $k = 2, \dots, K$, where $\eta_{jk} \sim \text{Binomial}(\pi_k)$, $\delta_{jk} \sim N(0, \tau_k^2)$ and K is the number of exposures. We consider $K = 10, 20, 30$ and set $\tau_k = \sum_{j=1}^p \gamma_{j1}^2 / 10$ and $\pi_k = 0.3$ for every k . According to Wang et al. (2021), π_k controls the genetic correlation between exposure X_1 and X_k . For the choice we make, $\pi_k = 0.3$ corresponds to X_k having a genetic correlation of size 0.49 with X_1 for $k = 2, \dots, K$. We set the estimated SEs for the marginal SNP-BMI association as $\sigma_{X_{jk}}$'s for all k , the estimated SEs for the marginal SNP-CAD association as σ_{Y_j} 's. As in the simulation study 1, we consider a shared compound symmetry correlation matrix Σ with $\rho = 0.3$ when generating Σ_{X_j} 's. With the generated γ_j 's, we let $\Gamma_j = \gamma_j^T \beta_0$, where β_0 is a vector of length K . The numerical values of β_0 for different K are given in Section S1.2 of the Supplement. Lastly, we generate $\hat{\Gamma}_j, \hat{\gamma}_j$ according to Assumption 1. The resulting $\lambda_{\min}/\sqrt{p} \approx 7.4, 7.3, 7.2$ for $K = 10, 20, 30$, respectively.

We are interested in estimating the first exposure's causal effect with the true value being 0.4. Table 2 summarizes the results. Overall, GRAPPLE and MV-adIVW have the smallest bias among the seven methods, while GRAPPLE has larger empirical SEs compared to MV-adIVW. Furthermore, in terms of computation time, when $K = 30$, the median [min, max] run time of MV-adIVW for each repetition is about 1.5 [1.1, 1.9] seconds, compared to 5.6 [1, 60] minutes for GRAPPLE. Therefore, MV-adIVW is computationally much more efficient compared to GRAPPLE, especially when K is large.

6.3 Simulation study 3: three exposures and individual-data

In this simulation study, the goal is to closely mimic the process of generating and analyzing summary-level data in a real MR study. We perform the simulation and analysis as follows:

1. **Generation of independent SNPs:** A set of $p = 2000$ independent SNPs are

simulated from a multinomial distribution with $P(Z_j = 0) = 0.25$, $P(Z_j = 1) = 0.5$, $P(Z_j = 2) = 0.25$ with sample size $n = 10000$.

2. **Generation of exposures and outcome:** Three exposure variables (X_1, X_2, X_3) and an outcome variable (Y) are generated according to the following model: $X_k = \sum_{j=1}^p \gamma_{jk} Z_j + \eta_X U + E_X, k = 1, \dots, K$, and $Y = 10 + \mathbf{X}^T \boldsymbol{\beta}_0 + \eta_Y U + E_Y$, where $\eta_X = \eta_Y = 1, \boldsymbol{\beta}_0 = (1, -1, 0.5)$, $U \sim N(0, 0.6(1-h^2))$ and $E_X, E_Y \sim N(0, 0.4(1-h^2))$ and $K = 3$. For each $k = 1, 2, 3$, we construct $\gamma_{jk} = \phi_j \sqrt{2h^2/s}$ for $j = 1, \dots, s$ and $\gamma_{jk} = 0$ for $j = s+1, \dots, p$, where s is the number of nonnull SNPs, h^2 is the proportion of variance in X that is explained by the s nonnull SNPs, and ϕ_j 's are constants generated once from a standard normal distribution. In this simulation study, we set $s = 1000$ (i.e. 50% null IVs) and $h^2 = 0.1$.
3. **Generation of individual-level data:** Three individual-level datasets are generated according to the data-generating process in Steps 1-2, which are respectively designated as the exposure, outcome, and selection datasets.
4. **Generation of summary statistics:** We generate summary statistics as follows: (i) $\hat{\gamma}_{jk}, \hat{\sigma}_{Xjk}$, for $j = 1, \dots, p$ and $k = 1, \dots, K$ from the exposure dataset; (ii) $\hat{\Gamma}_j, \hat{\sigma}_{Yj}$, for $j = 1, \dots, p$ from the outcome dataset; (iii) $\hat{\gamma}_{jk}^*, \hat{\sigma}_{Xjk}^*, j = 1, \dots, p$ and $k = 1, \dots, K$ from the selection dataset. All the summary statistics are computed through simple linear regression from the three datasets, respectively, where $\hat{\sigma}_{Xjk}, \hat{\sigma}_{Yj}$ and $\hat{\sigma}_{Xjk}^*$ are the corresponding SEs.
5. **IV selection:** The selection dataset is used for IV selection by applying a p-value thresholding approach. A SNP is selected for MR estimation if it is associated with at least one of the three exposures (with a p-value threshold of $0.01/K$).
6. **Estimation of variance-covariance matrices:** We again use the selection dataset to select SNPs whose selection p-values for all exposures are larger than 0.5. Their summary statistics from the exposure dataset are used to estimate the shared correlation matrix Σ using the approach in Wang et al. (2021). The variances Σ_{Xj} 's for SNP-exposure associations are then obtained according to Assumption 1(iii). See Section S1.3 of the Supplement for details.
7. **Causal effect estimation:** The exposure and outcome datasets are restricted to the SNPs selected during Step 5. Causal effects are then estimated using MV-dIVW,

MV-adIVW and the other five methods.

The above procedure (Steps 1-7) is carried out for each simulation run. The results are in Table 3. Again, MV-adIVW performs the best in terms of all metrics. It is worth noting that its SEs adequately capture the variability of the estimates, indicating that ignoring the uncertainty in estimating $\sigma_{X_{jk}}$'s, σ_{Y_j} 's, and Σ has negligible impact on inference.

7 Real data application

In coronary artery disease (CAD) research, it is of interest to explore the potential causal effects of specific lipoprotein subfractions on CAD, independently of the traditional lipid profile comprising HDL-C, LDL-C, and TG levels. Similar to the study by Zhao et al. (2021), we are interested in estimating the direct effects of individual HDL subfraction traits—namely S-HDL-P, S-HDL-TG, M-HDL-P, M-HDL-C, L-HDL-P, and L-HDL-C—on CAD, with adjustments of HDL-C, LDL-C, and TG levels. The subfraction traits of interest are named with three components that are separated by hyphens: the first component indicates the size (S, M, L); the second component indicates the fraction according to the lipoprotein density (HDL); the third component indicates the measurement (C for total cholesterol, P for particle concentration, TG for triglycerides). We use publicly available GWAS summary statistics to form the selection, exposure, and outcome datasets with non-overlapping samples. Details of data sources can be found in Section S4 of the Supplement.

We start with the selection dataset and look for SNPs that are associated with at least one of the investigated exposures with a p-value threshold of 10^{-4} . From these SNPs, we leverage LD clumping techniques to identify a set of 273 uncorrelated SNPs (distance ≥ 10 megabase pairs, LD $r^2 \leq 0.001$). The exposure and outcome datasets are then subset to the selected instruments. We use our proposed estimators and the other five methods covered in the simulation studies to estimate the direct effect of each distinct HDL subfraction on CAD with adjustments of HDL-C, LDL-C and TG levels.

Figure 2 presents the results of the data analysis where the standard errors of MV-dIVW and MV-adIVW are estimated assuming no horizontal pleiotropy. We use $\hat{\lambda}_{\min}/\sqrt{p}$ to represent the overall IV strength, where $\hat{\lambda}_{\min}$ is the minimum eigenvalue of the sample IV strength matrix $\sum_{j=1}^p \Omega_j^{-1} \hat{\gamma}_j \hat{\gamma}_j^T \Omega_j^{-T} - pI_K$. We find that the estimates from all methods have similar directions. However, the point estimates vary a lot between different methods.

Specifically, MV-IVW, MR-Egger, and MR-Median all had point estimates closer to the null than the other methods. Although we do not know the true effects, this pattern likely indicates certain degrees of weak IV bias in these estimators in light of our simulation results with similar magnitudes of IV strength. For all subfractions except for S-HDL-TG, GRAPPLE, MRBEE, MV-dIVW and MV-adIVW produce estimates with similar magnitudes, with MRBEE having the widest confidence intervals. Notably, for S-HDL-TG, the MV-adIVW estimator has the narrowest 95% confidence interval among all the methods. Similar to the findings reported in Zhao et al. (2021), the results from MV-adIVW suggest that S-HDL-P, M-HDL-P, and M-HDL-C have protective effects against CAD, while S-HDL-TG, L-HDL-P, and L-HDL-C may increase CAD risk. Finally, Section S5 of the Supplement includes additional results where the standard errors of MV-dIVW and MV-adIVW are calculated assuming balanced horizontal pleiotropy.

8 Summary and discussion

This paper studies using two-sample summary-data MVMR to estimate the direct causal effects of multiple exposures on an outcome. We propose a general asymptotic regime to analyze MVMR estimators with many weak IVs, which allows for linear combinations of exposures to have different degrees of identification, a situation that is common in MVMR applications but has not been studied before. Using this regime, we analyze the asymptotic property of the MV-IVW estimator and theoretically characterize its weak IV bias. To address the weak IV bias, we propose and analyze the MV-dIVW and MV-adIVW estimators. MV-dIVW is obtained through a simple modification of the widely used MV-IVW estimator, which effectively removes the weak IV bias of MV-IVW in the asymptotic sense. MV-adIVW addresses the instability issue of MV-dIVW through a novel adjustment controlled by a tuning parameter. We conduct a comprehensive theoretical analysis under the proposed asymptotic regime and derive the condition under which the proposed estimators are consistent and asymptotically normal. While MV-dIVW and MV-adIVW are asymptotically equivalent, we have shown that the latter, with our proposed data-adaptive approach for tuning parameter selection, has more robust finite-sample performance against many weak IVs through extensive simulation studies.

Motivated by our theoretical analysis, we introduce $\sum_{j=1}^p \Omega_j^{-1} \boldsymbol{\gamma}_j \boldsymbol{\gamma}_j^T \Omega_j^{-T}$ as an IV strength

matrix for two-sample summary-data MVMR. The minimum eigenvalue of its sample analog, denoted by $\hat{\lambda}_{\min}$, turns out to be quite indicative of the finite-sample performance of MV-dIVW and MV-adIVW. From extensive simulations, we find that MV-dIVW is unbiased when $\hat{\lambda}_{\min}/\sqrt{p}$ is above 20, and MV-adIVW can remain unbiased even when $\hat{\lambda}_{\min}/\sqrt{p}$ is as small as 7, regardless of the underlying weak IV generating mechanisms that we have considered. This result aids practitioners in considering the applicability of the proposed estimators. A limitation is that a small value of $\hat{\lambda}_{\min}/\sqrt{p}$ does not inform which exposures are conditionally weakly predicted by SNPs. Thus, in practice, we recommend looking at this statistic together with the conditional F -statistics (Sanderson et al., 2021) to learn which exposure’s direct effect might be more prone to weak IV bias.

Finally, we remark that our proposed estimators can be easily extended to overlapping exposure and outcome datasets; see Section S6 of the Supplement for details.

References

- Andrews, D. and Stock, J. H. (2005). Inference with weak instruments.
- Andrews, I., Stock, J. H., and Sun, L. (2019). Weak instruments in instrumental variables regression: Theory and practice. *Annual Review of Economics*, 11:727–753.
- Bowden, J., Del Greco M, F., Minelli, C., Davey Smith, G., Sheehan, N., and Thompson, J. (2017). A framework for the investigation of pleiotropy in two-sample summary data Mendelian randomization. *Statistics in Medicine*, 36(11):1783–1802.
- Bulik-Sullivan, B., Finucane, H. K., Anttila, V., Gusev, A., Day, F. R., Loh, P.-R., Consortium, R., Consortium, P. G., for Anorexia Nervosa of the Wellcome Trust Case Control Consortium 3, G. C., Duncan, L., et al. (2015). An atlas of genetic correlations across human diseases and traits. *Nature Genetics*, 47(11):1236–1241.
- Burgess, S., Butterworth, A., and Thompson, S. G. (2013). Mendelian randomization analysis with multiple genetic variants using summarized data. *Genetic Epidemiology*, 37(7):658–665.
- Burgess, S., Small, D. S., and Thompson, S. G. (2017). A review of instrumental variable estimators for Mendelian randomization. *Statistical Methods in Medical Research*, 26(5):2333–2355.
- Burgess, S. and Thompson, S. G. (2015). Multivariable Mendelian randomization: the use of pleiotropic genetic variants to estimate causal effects. *American Journal of Epidemiology*, 181(4):251–260.
- Carter, A. R., Sanderson, E., Hammerton, G., Richmond, R. C., Davey Smith, G., Heron, J., Taylor, A. E., Davies, N. M., and Howe, L. D. (2021). Mendelian randomisation

- for mediation analysis: current methods and challenges for implementation. *European Journal of Epidemiology*, 36(5):465–478.
- Chao, J. C. and Swanson, N. R. (2005). Consistent estimation with a large number of weak instruments. *Econometrica*, 73(5):1673–1692.
- Cirulli, E. T. and Goldstein, D. B. (2010). Uncovering the roles of rare variants in common disease through whole-genome sequencing. *Nature Reviews Genetics*, 11(6):415–425.
- Cragg, J. G. and Donald, S. G. (1993). Testing identifiability and specification in instrumental variable models. *Econometric Theory*, 9(2):222–240.
- Davey Smith, G. and Ebrahim, S. (2003). ‘Mendelian randomization’: can genetic epidemiology contribute to understanding environmental determinants of disease? *International Journal of Epidemiology*, 32(1):1–22.
- Davey Smith, G. and Ebrahim, S. (2004). Mendelian randomization: prospects, potentials, and limitations. *International Journal of Epidemiology*, 33(1):30–42.
- Gibson, G. (2012). Rare and common variants: twenty arguments. *Nature Reviews Genetics*, 13(2):135–145.
- Grant, A. J. and Burgess, S. (2021). Pleiotropy robust methods for multivariable Mendelian randomization. *Statistics in Medicine*, 40(26):5813–5830.
- Grant, A. J. and Burgess, S. (2022). An efficient and robust approach to Mendelian randomization with measured pleiotropic effects in a high-dimensional setting. *Biostatistics*, 23(2):609–625.
- Hao, Y., Xiao, J., Liang, Y., Wu, X., Zhang, H., Xiao, C., Zhang, L., Burgess, S., Wang, N., Zhao, X., et al. (2023). Reassessing the causal role of obesity in breast cancer susceptibility: a comprehensive multivariable Mendelian randomization investigating the distribution and timing of exposure. *International Journal of Epidemiology*, 52(1):58–70.
- Hemani, G., Bowden, J., and Davey Smith, G. (2018a). Evaluating the potential role of pleiotropy in Mendelian randomization studies. *Human Molecular Genetics*, 27(R2):R195–R208.
- Hemani, G., Zheng, J., Elsworth, B., Wade, K. H., Haberland, V., Baird, D., Laurin, C., Burgess, S., Bowden, J., Langdon, R., Tan, V. Y., Yarmolinsky, J., Shihab, H. A., Timpson, N. J., Evans, D. M., Relton, C., Martin, R. M., Davey Smith, G., Gaunt, T. R., Haycock, P. C., and Loos, R. (2018b). The MR-Base platform supports systematic causal inference across the human phenome. *eLife*, 7:e34408.
- Lawlor, D. A., Harbord, R. M., Sterne, J. A. C., Timpson, N., and Davey Smith, G. (2008). Mendelian randomization: Using genes as instruments for making causal inferences in epidemiology. *Statistics in Medicine*, 27(8):1133–1163.
- Lin, Z., Xue, H., and Pan, W. (2023). Robust multivariable Mendelian randomization based on constrained maximum likelihood. *The American Journal of Human Genetics*, 110(4):592–605.

- Lorincz-Comi, N., Yang, Y., Li, G., and Zhu, X. (2023). MRBEE: A novel bias-corrected multivariable Mendelian randomization method. *bioRxiv*, pages 2023–01.
- Newey, W. K. and Windmeijer, F. (2009). Generalized method of moments with many weak moment conditions. *Econometrica*, 77(3):687–719.
- North, T.-L., Davies, N. M., Harrison, S., Carter, A. R., Hemani, G., Sanderson, E., Tilling, K., and Howe, L. D. (2019). Using genetic instruments to estimate interactions in Mendelian randomization studies. *Epidemiology*, 30(6):e33–e35.
- Price, A. L., Patterson, N. J., Plenge, R. M., Weinblatt, M. E., Shadick, N. A., and Reich, D. (2006). Principal components analysis corrects for stratification in genome-wide association studies. *Nature Genetics*, 38(8):904–909.
- Rees, J. M., Foley, C. N., and Burgess, S. (2020). Factorial Mendelian randomization: using genetic variants to assess interactions. *International Journal of Epidemiology*, 49(4):1147–1158.
- Rees, J. M., Wood, A. M., and Burgess, S. (2017). Extending the MR-Egger method for multivariable Mendelian randomization to correct for both measured and unmeasured pleiotropy. *Statistics in Medicine*, 36(29):4705–4718.
- Sanderson, E. (2020). Multivariable Mendelian randomization and mediation. *Cold Spring Harbor Perspectives in Medicine*, page a038984.
- Sanderson, E., Davey Smith, G., Windmeijer, F., and Bowden, J. (2019). An examination of multivariable Mendelian randomization in the single-sample and two-sample summary data settings. *International Journal of Epidemiology*, 48(3):713–727.
- Sanderson, E., Glymour, M. M., Holmes, M. V., Kang, H., Morrison, J., Munafò, M. R., Palmer, T., Schooling, C. M., Wallace, C., Zhao, Q., et al. (2022a). Mendelian randomization. *Nature Reviews Methods Primers*, 2(1):6.
- Sanderson, E., Richardson, T. G., Morris, T. T., Tilling, K., and Smith, G. D. (2022b). Estimation of causal effects of a time-varying exposure at multiple time points through multivariable Mendelian randomization. *PLOS Genetics*, 18(7):1–19.
- Sanderson, E., Spiller, W., and Bowden, J. (2021). Testing and correcting for weak and pleiotropic instruments in two-sample multivariable Mendelian randomization. *Statistics in Medicine*, 40(25):5434–5452.
- Sanderson, E. and Windmeijer, F. (2016). A weak instrument F-test in linear IV models with multiple endogenous variables. *Journal of Econometrics*, 190(2):212–221.
- Staiger, D. and Stock, J. H. (1997). Instrumental variables regression with weak instruments. *Econometrica*, 65(3):557–586.
- Stock, J. and Yogo, M. (2001). Testing for weak instruments in linear IV regression. *Identification and Inference for Econometric Models: Essays in Honor of Thomas Rothenberg*, pages 80–108.

- Stock, J. H., Wright, J. H., and Yogo, M. (2002). A survey of weak instruments and weak identification in generalized method of moments. *Journal of Business & Economic Statistics*, 20(4):518–529.
- Van Wieringen, W. N. and Peeters, C. F. (2016). Ridge estimation of inverse covariance matrices from high-dimensional data. *Computational Statistics & Data Analysis*, 103:284–303.
- Wang, J., Zhao, Q., Bowden, J., Hemani, G., Davey Smith, G., Small, D. S., and Zhang, N. R. (2021). Causal inference for heritable phenotypic risk factors using heterogeneous genetic instruments. *PLOS Genetics*, 17(6):1–24.
- Xu, S., Wang, P., Fung, W. K., and Liu, Z. (2023). A novel penalized inverse-variance weighted estimator for mendelian randomization with applications to COVID-19 outcomes. *Biometrics*, 79(3):2184–2195.
- Ye, T., Shao, J., and Kang, H. (2021). Debiased inverse-variance weighted estimator in two-sample summary-data Mendelian randomization. *The Annals of Statistics*, 49(4):2079–2100.
- Zhao, Q., Chen, Y., Wang, J., and Small, D. S. (2019). Powerful three-sample genome-wide design and robust statistical inference in summary-data Mendelian randomization. *International Journal of Epidemiology*, 48(5):1478–1492.
- Zhao, Q., Wang, J., Hemani, G., Bowden, J., and Small, D. S. (2020). Statistical inference in two-sample summary-data Mendelian randomization using robust adjusted profile score. *Annals of Statistics*, 48(3):1742–1769.
- Zhao, Q., Wang, J., Miao, Z., Zhang, N. R., Hennessy, S., Small, D. S., and Rader, D. J. (2021). A Mendelian randomization study of the role of lipoprotein subfractions in coronary artery disease. *eLife*, 10:e58361.
- Zheng, J., Baird, D., Borges, M.-C., Bowden, J., Hemani, G., Haycock, P., Evans, D. M., and Davey Smith, G. (2017). Recent developments in Mendelian randomization studies. *Current Epidemiology Reports*, 4(4):330–345.
- Zuber, V., Colijn, J. M., Klaver, C., and Burgess, S. (2020). Selecting likely causal risk factors from high-throughput experiments using multivariable Mendelian randomization. *Nature Communications*, 11(1):29.

Table 1: Simulation results for seven MVMR estimators in simulation study 1 with 10,000 repetitions, when Factor 1 = (i), Factor 2 = (ii), Factor 3 = (i). In other words, $\beta_0 = (\beta_{01}, \beta_{02}, \beta_{03}) = (-0.5, -0.7, 0.3)$, $\rho = 0.7$, and all three exposures have similar IV strength. $p = 145$. λ_{\min} is the minimum eigenvalue of the true IV strength matrix $\sum_{j=1}^p \Omega_j^{-1} \gamma_j \gamma_j^T \Omega_j^{-T}$.

λ_{\min}/\sqrt{p}	Estimator	$\beta_{01} = -0.5$				$\beta_{02} = -0.7$				$\beta_{03} = 0.3$			
		Est	SD	SE	CP	Est	SD	SE	CP	Est	SD	SE	CP
35.6	IVW	-0.401	0.025	0.027	0.044	-0.653	0.021	0.022	0.412	0.381	0.029	0.029	0.222
	MR-Egger	-0.427	0.035	0.037	0.488	-0.653	0.021	0.021	0.385	0.384	0.029	0.031	0.214
	MR-Median	-0.404	0.036	0.040	0.308	-0.648	0.028	0.035	0.726	0.379	0.041	0.045	0.585
	GRAPPLE	-0.496	0.034	0.035	0.949	-0.698	0.025	0.025	0.951	0.303	0.039	0.039	0.949
	MRBEE	-0.581	0.099	0.069	0.781	-0.720	0.047	0.033	0.783	0.239	0.088	0.064	0.824
	dIVW	-0.505	0.039	0.039	0.955	-0.702	0.027	0.027	0.949	0.295	0.043	0.043	0.951
	adIVW	-0.505	0.039	0.039	0.955	-0.702	0.027	0.027	0.949	0.295	0.043	0.043	0.951
11.0	IVW	-0.291	0.035	0.036	0.000	-0.586	0.031	0.032	0.063	0.448	0.041	0.040	0.054
	MR-Egger	-0.326	0.052	0.056	0.114	-0.587	0.031	0.033	0.064	0.450	0.041	0.044	0.067
	MR-Median	-0.296	0.051	0.054	0.028	-0.572	0.044	0.055	0.333	0.443	0.058	0.060	0.325
	GRAPPLE	-0.489	0.071	0.070	0.933	-0.695	0.047	0.047	0.944	0.309	0.079	0.080	0.945
	MRBEE	-0.701	1.171	1.305	0.969	-0.753	0.372	0.399	0.930	0.141	1.024	1.152	0.965
	dIVW	-0.524	0.103	0.101	0.960	-0.711	0.058	0.058	0.960	0.277	0.109	0.107	0.963
	adIVW	-0.510	0.081	0.092	0.960	-0.705	0.052	0.056	0.961	0.286	0.090	0.097	0.960
7.4	IVW	-0.250	0.038	0.039	0.000	-0.551	0.034	0.036	0.022	0.460	0.046	0.044	0.061
	MR-Egger	-0.284	0.059	0.062	0.066	-0.552	0.035	0.037	0.023	0.461	0.046	0.049	0.085
	MR-Median	-0.257	0.056	0.057	0.009	-0.531	0.052	0.060	0.171	0.450	0.064	0.063	0.339
	GRAPPLE	-0.485	0.094	0.092	0.927	-0.693	0.059	0.059	0.945	0.311	0.106	0.106	0.939
	MRBEE	1.077	184.235	24935.769	0.960	-0.513	26.385	3564.909	0.941	1.327	124.986	16921.955	0.951
	dIVW	-0.546	0.608	0.426	0.954	-0.718	0.232	0.180	0.963	0.259	0.742	0.494	0.956
	adIVW	-0.493	0.146	0.129	0.953	-0.696	0.078	0.077	0.958	0.288	0.161	0.132	0.950

Abbreviations: Est = estimated causal effect; SD = standard deviation; SE = standard error, CP = coverage probability.

Table 2: Simulation results for seven MVMR estimators in simulation study 2 with 10-30 exposures and summary-data (10,000 repetitions). $p = 1119$. λ_{\min} is the minimum eigenvalue of the true IV strength matrix $\sum_{j=1}^p \Omega_j^{-1} \gamma_j \gamma_j^T \Omega_j^{-T}$. This table only presents the results for the first exposure, whose true causal effect is 0.4.

Estimator	$K = 10$ ($\lambda_{\min}/\sqrt{p} \approx 7.4$)				$K = 20$ ($\lambda_{\min}/\sqrt{p} \approx 7.3$)				$K = 30$ ($\lambda_{\min}/\sqrt{p} \approx 7.2$)			
	Est	SD	SE	CP	Est	SD	SE	CP	Est	SD	SE	CP
IVW	-0.035	0.128	0.127	0.072	-0.059	0.129	0.130	0.058	-0.082	0.134	0.134	0.053
MR-Egger	-0.027	0.199	0.198	0.424	-0.047	0.197	0.200	0.393	-0.076	0.204	0.203	0.347
MR-Median	-0.033	0.166	0.154	0.221	-0.054	0.166	0.156	0.189	-0.079	0.172	0.160	0.163
GRAPPLE	0.377	0.747	0.746	0.955	0.394	0.766	0.771	0.960	0.402	1.479	5.068	0.959
MRBEE	1.062	22.461	182.818	0.865	1.540	34.396	485.945	0.898	-1.231	284.668	12542.229	0.922
dIVW	0.464	0.861	0.838	0.972	0.518	0.927	0.914	0.978	0.561	1.068	1.027	0.979
adIVW	0.381	0.717	0.710	0.949	0.395	0.726	0.727	0.946	0.388	0.760	0.744	0.937

Abbreviations: Est = estimated causal effect; SD = standard deviation; SE = standard error; CP = coverage probability.

Table 3: Simulation results for seven MVMR estimators in simulation study 3 with 10,000 repetitions. $\beta_0 = (\beta_{01}, \beta_{02}, \beta_{03}) = (1, -0.5, 0.5)$. $p = 2000$ (including 50% null IVs). The mean and SD for the number of SNPs selected for causal effect estimation in the simulations are 111 and 10, respectively. Among the selected SNPs, the simulation mean of $\hat{\lambda}_{\min}/\sqrt{p} \approx 8$.

Estimator	$\beta_{01} = 1$				$\beta_{02} = -0.5$				$\beta_{03} = 0.5$			
	Est	SD	SE	CP	Est	SD	SE	CP	Est	SD	SE	CP
IVW	0.663	0.133	0.132	0.280	-0.525	0.133	0.130	0.945	0.298	0.131	0.130	0.648
MR-Egger	0.674	0.216	0.219	0.676	-0.525	0.133	0.134	0.946	0.298	0.131	0.133	0.669
MR-Median	0.663	0.169	0.169	0.476	-0.525	0.165	0.169	0.000	0.300	0.165	0.168	0.782
GRAPPLE	0.929	0.247	0.237	0.923	-0.525	0.250	0.240	0.944	0.458	0.221	0.218	0.939
MRBEE	1.109	0.789	0.534	0.849	-0.475	0.717	0.489	0.829	0.576	0.561	0.407	0.842
dIVW	1.015	2.878	5.211	0.964	-0.542	2.527	4.594	0.958	0.507	1.853	3.408	0.965
adIVW	0.987	0.223	0.244	0.963	-0.514	0.235	0.235	0.953	0.497	0.206	0.218	0.963

Abbreviations: Est = estimated causal effect; SD = standard deviation; SE = standard error; CP = coverage probability.

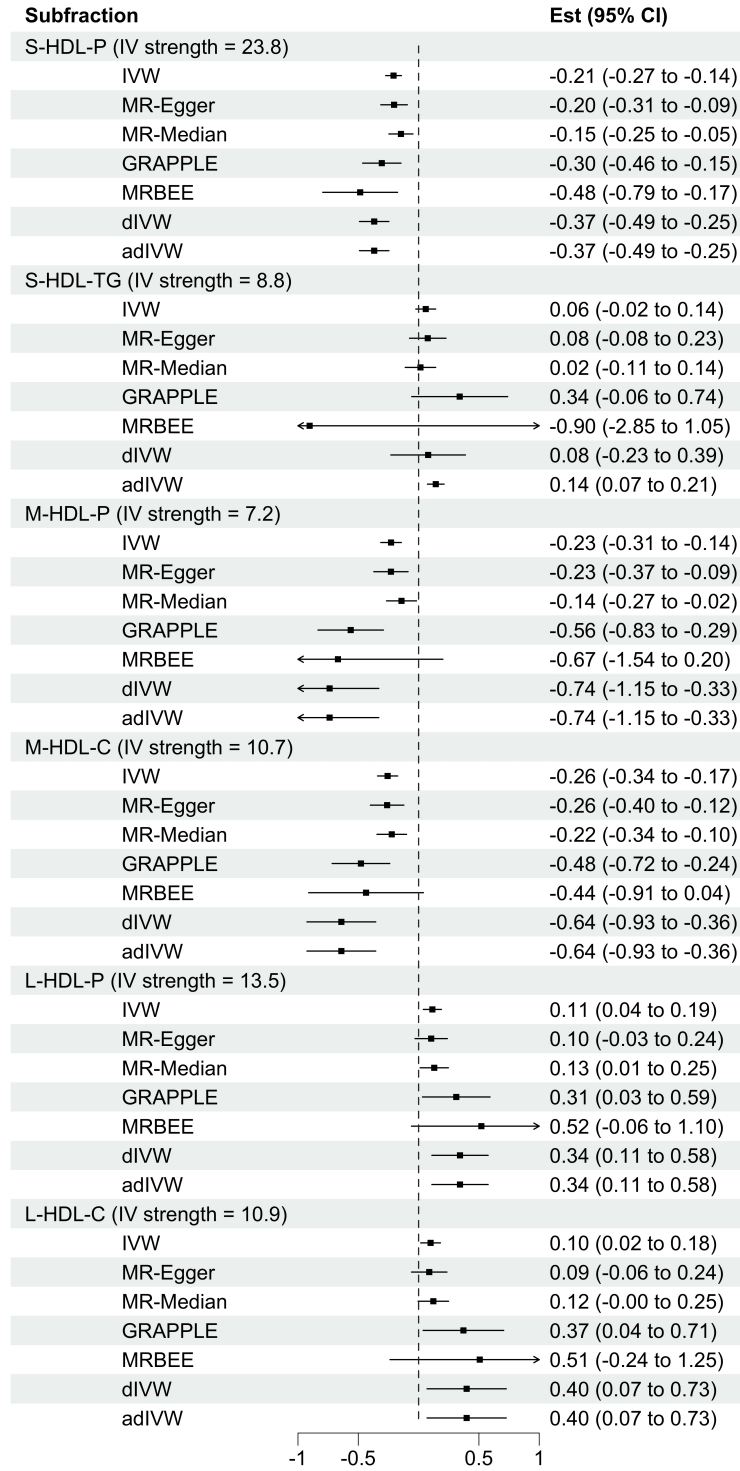


Figure 2: Estimated causal effects of individual HDL subfraction traits on coronary artery disease, controlling for traditional lipid levels (LDL-C, HDL-C, and TG). Seven MVMR methods were used. Point estimates (solid dot) and 95% confidence intervals (horizontal bars) are plotted with numerical estimates presented in the last column of the figure. Note that when estimating the standard errors of MV-dIVW and MV-adIVW, we assume no horizontal pleiotropy. The horizontal axis is on the log odds scale and capped between -1 and 1. In cases where a confidence interval extends beyond these axis limits, arrows are used to indicate this. IV strength is calculated by $\hat{\lambda}_{\min}/\sqrt{p}$.

Supplement to “Debiased Multivariable Mendelian Randomization”

Yinxiang Wu¹, Hyunseung Kang², and Ting Ye¹

¹Department of Biostatistics, University of Washington, Seattle, Washington, U.S.A.

²Department of Statistics, University of Wisconsin-Madison, Madison, Wisconsin, U.S.A.

S1 Additional simulation details and results

S1.1 Simulation study 1: three exposures and summary-data

S1.1.1 Three exposures have similar IV strength

Table S1: Simulation results for seven MVMR estimators in simulation study 1 with 10,000 repetitions, when Factor 1 = (i), Factor 2 = (i), Factor 3 = (i). In other words, $\beta_0 = (\beta_{01}, \beta_{02}, \beta_{03}) = (-0.5, -0.7, 0.3)$, $\rho = 0.3$, and all three exposures have similar IV strength. $p = 145$. λ_{\min} is the minimum eigenvalue of the true IV strength matrix $\sum_{j=1}^p \Omega_j^{-1} \gamma_j \gamma_j^T \Omega_j^{-T}$.

λ_{\min}/\sqrt{p}	Estimator	$\beta_{01} = -0.5$				$\beta_{02} = -0.7$				$\beta_{03} = 0.3$			
		Est	SD	SE	CP	Est	SD	SE	CP	Est	SD	SE	CP
34.8	IVW	-0.407	0.031	0.032	0.181	-0.628	0.025	0.027	0.235	0.326	0.036	0.035	0.881
	MR-Egger	-0.427	0.043	0.045	0.631	-0.628	0.025	0.025	0.199	0.328	0.036	0.037	0.885
	MR-Median	-0.418	0.041	0.044	0.524	-0.611	0.036	0.041	0.410	0.313	0.047	0.050	0.959
	GRAPPLE	-0.497	0.042	0.043	0.949	-0.698	0.031	0.031	0.946	0.300	0.048	0.049	0.954
	MRBEE	-0.579	0.113	0.076	0.779	-0.723	0.055	0.038	0.777	0.258	0.100	0.070	0.833
	dIVW	-0.505	0.046	0.046	0.948	-0.703	0.033	0.033	0.950	0.297	0.051	0.051	0.953
10.4	adIVW	-0.505	0.046	0.046	0.948	-0.703	0.033	0.033	0.950	0.297	0.051	0.051	0.953
	IVW	-0.291	0.044	0.044	0.007	-0.510	0.036	0.039	0.004	0.316	0.049	0.047	0.933
	MR-Egger	-0.316	0.066	0.068	0.223	-0.510	0.036	0.039	0.002	0.317	0.050	0.052	0.946
	MR-Median	-0.314	0.058	0.055	0.094	-0.460	0.056	0.057	0.013	0.286	0.064	0.062	0.935
	GRAPPLE	-0.491	0.092	0.094	0.949	-0.692	0.059	0.060	0.944	0.301	0.107	0.110	0.958
	MRBEE	-0.737	2.672	6.842	0.961	-0.775	0.673	1.657	0.895	0.162	2.092	5.397	0.943
7.4	dIVW	-0.525	0.122	0.122	0.963	-0.715	0.075	0.075	0.962	0.285	0.129	0.129	0.972
	adIVW	-0.505	0.095	0.108	0.963	-0.705	0.066	0.072	0.962	0.292	0.108	0.113	0.967
	IVW	-0.253	0.046	0.045	0.002	-0.461	0.038	0.042	0.001	0.300	0.052	0.049	0.941
	MR-Egger	-0.276	0.071	0.073	0.133	-0.462	0.038	0.042	0.000	0.301	0.052	0.055	0.958
	MR-Median	-0.278	0.061	0.057	0.039	-0.401	0.061	0.058	0.002	0.268	0.068	0.063	0.896
	GRAPPLE	-0.487	0.121	0.121	0.946	-0.689	0.074	0.073	0.937	0.304	0.138	0.143	0.963
7.4	MRBEE	-0.604	108.176	15728.277	0.959	-0.807	32.827	4835.507	0.930	0.167	94.300	13983.959	0.944
	dIVW	-0.548	0.237	0.200	0.968	-0.727	0.114	0.108	0.966	0.272	0.248	0.211	0.976
	adIVW	-0.492	0.153	0.143	0.966	-0.698	0.088	0.094	0.965	0.292	0.172	0.149	0.972

Table S2: Simulation results for seven MVMR estimators in simulation study 1 with 10,000 repetitions, when Factor 1 = (ii), Factor 2 = (i), Factor 3 = (i). In other words, $\beta_0 = (\beta_{01}, \beta_{02}, \beta_{03}) = (0, 0.5, -0.5)$, $\rho = 0.3$, and all three exposures have similar IV strength. $p = 145$. λ_{\min} is the minimum eigenvalue of the true IV strength matrix $\sum_{j=1}^p \Omega_j^{-1} \gamma_j \gamma_j^T \Omega_j^{-T}$.

λ_{\min}/\sqrt{p}	Estimator	$\beta_{01} = 0$				$\beta_{02} = 0.5$				$\beta_{03} = -0.5$			
		Est	SD	SE	CP	Est	SD	SE	CP	Est	SD	SE	CP
34.8	IVW	0.012	0.025	0.025	0.921	0.459	0.020	0.020	0.477	-0.437	0.028	0.028	0.385
	MR-Egger	0.009	0.034	0.035	0.944	0.460	0.020	0.019	0.449	-0.437	0.028	0.028	0.387
	MR-Median	0.014	0.031	0.035	0.954	0.443	0.028	0.034	0.632	-0.427	0.037	0.043	0.617
	GRAPPLE	0.001	0.032	0.033	0.955	0.499	0.023	0.023	0.955	-0.498	0.036	0.037	0.951
	MRBEE	-0.007	0.070	0.046	0.839	0.505	0.036	0.025	0.792	-0.521	0.067	0.047	0.830
	dIVW	0.000	0.033	0.033	0.951	0.502	0.024	0.024	0.954	-0.502	0.038	0.038	0.951
	adIVW	0.000	0.033	0.033	0.951	0.502	0.024	0.024	0.954	-0.502	0.038	0.038	0.951
10.4	IVW	0.018	0.036	0.035	0.910	0.384	0.029	0.032	0.049	-0.344	0.039	0.040	0.036
	MR-Egger	0.011	0.054	0.054	0.944	0.384	0.029	0.031	0.037	-0.344	0.040	0.041	0.034
	MR-Median	0.025	0.045	0.045	0.915	0.339	0.045	0.047	0.073	-0.315	0.054	0.055	0.083
	GRAPPLE	0.001	0.073	0.075	0.962	0.496	0.045	0.046	0.953	-0.495	0.081	0.082	0.957
	MRBEE	-0.018	0.733	2.766	0.920	0.519	0.117	0.167	0.838	-0.570	0.759	2.725	0.926
	dIVW	-0.005	0.082	0.082	0.969	0.508	0.051	0.052	0.960	-0.515	0.096	0.097	0.967
	adIVW	0.005	0.074	0.078	0.966	0.504	0.049	0.051	0.962	-0.497	0.083	0.091	0.964
7.4	IVW	0.018	0.039	0.038	0.917	0.350	0.032	0.034	0.013	-0.307	0.042	0.043	0.012
	MR-Egger	0.010	0.059	0.059	0.945	0.350	0.032	0.034	0.006	-0.307	0.043	0.044	0.010
	MR-Median	0.025	0.049	0.048	0.912	0.298	0.049	0.049	0.020	-0.275	0.058	0.056	0.029
	GRAPPLE	0.001	0.098	0.099	0.962	0.494	0.056	0.058	0.955	-0.492	0.107	0.107	0.956
	MRBEE	0.148	15.683	1405.608	0.954	0.539	2.358	77.808	0.882	-0.392	19.011	1908.709	0.959
	dIVW	-0.010	0.132	0.127	0.978	0.511	0.067	0.070	0.968	-0.525	0.151	0.149	0.973
	adIVW	0.008	0.098	0.104	0.965	0.503	0.059	0.065	0.970	-0.489	0.108	0.121	0.954

Table S3: Simulation results for seven MVMR estimators in simulation study 1 with 10,000 repetitions, when Factor 1 = (ii), Factor 2 = (ii), Factor 3 = (i). In other words, $\beta_0 = (\beta_{01}, \beta_{02}, \beta_{03}) = (0, 0.5, -0.5)$, $\rho = 0.7$, and all three exposures have similar IV strength. $p = 145$. λ_{\min} is the minimum eigenvalue of the true IV strength matrix $\sum_{j=1}^p \Omega_j^{-1} \gamma_j \gamma_j^T \Omega_j^{-T}$.

λ_{\min}/\sqrt{p}	Estimator	$\beta_{01} = 0$				$\beta_{02} = 0.5$				$\beta_{03} = -0.5$			
		Est	SD	SE	CP	Est	SD	SE	CP	Est	SD	SE	CP
35.6	IVW	0.000	0.018	0.018	0.949	0.486	0.014	0.015	0.829	-0.484	0.020	0.021	0.868
	MR-Egger	0.000	0.025	0.025	0.945	0.486	0.014	0.014	0.812	-0.484	0.021	0.020	0.867
	MR-Median	0.001	0.023	0.030	0.990	0.481	0.020	0.028	0.960	-0.481	0.027	0.037	0.971
	GRAPPLE	0.000	0.022	0.023	0.955	0.500	0.016	0.016	0.954	-0.500	0.025	0.025	0.956
	MRBEE	0.001	0.045	0.030	0.832	0.502	0.024	0.016	0.783	-0.503	0.044	0.030	0.826
	dIVW	0.000	0.023	0.022	0.950	0.501	0.016	0.016	0.952	-0.501	0.025	0.025	0.952
	adIVW	0.000	0.023	0.022	0.950	0.501	0.016	0.016	0.952	-0.501	0.025	0.025	0.952
11.0	IVW	0.000	0.028	0.028	0.951	0.456	0.024	0.025	0.566	-0.452	0.032	0.032	0.672
	MR-Egger	-0.002	0.041	0.041	0.947	0.456	0.024	0.024	0.543	-0.452	0.032	0.032	0.675
	MR-Median	0.003	0.036	0.042	0.978	0.441	0.034	0.044	0.778	-0.441	0.043	0.051	0.827
	GRAPPLE	0.000	0.048	0.050	0.960	0.499	0.030	0.031	0.956	-0.499	0.053	0.055	0.959
	MRBEE	0.002	0.289	0.374	0.897	0.507	0.091	0.112	0.836	-0.515	0.279	0.361	0.891
	dIVW	0.000	0.051	0.052	0.961	0.502	0.031	0.031	0.956	-0.503	0.057	0.057	0.964
	adIVW	0.003	0.049	0.051	0.963	0.501	0.031	0.031	0.955	-0.498	0.054	0.056	0.966
7.4	IVW	-0.001	0.032	0.032	0.952	0.437	0.029	0.029	0.420	-0.432	0.037	0.037	0.537
	MR-Egger	-0.003	0.047	0.047	0.948	0.437	0.029	0.028	0.396	-0.432	0.037	0.037	0.542
	MR-Median	0.004	0.041	0.046	0.971	0.415	0.041	0.049	0.597	-0.416	0.049	0.055	0.682
	GRAPPLE	0.000	0.065	0.068	0.964	0.498	0.039	0.040	0.957	-0.498	0.072	0.074	0.960
	MRBEE	0.016	1.359	7.095	0.943	0.516	0.392	1.879	0.876	-0.510	1.241	6.501	0.943
	dIVW	-0.001	0.079	0.079	0.975	0.503	0.042	0.043	0.958	-0.505	0.087	0.086	0.973
	adIVW	0.005	0.068	0.073	0.974	0.501	0.041	0.042	0.958	-0.495	0.075	0.080	0.973

S1.1.2 Three exposures have varying IV strength: exposure 1 has much weaker IV strength than the other two exposures.

Table S4: Simulation results for seven MVMR estimators in simulation study 1 with 10,000 repetitions, when Factor 1 = (i), Factor 2 = (i), Factor 3 = (ii). In other words, $\beta_0 = (\beta_{01}, \beta_{02}, \beta_{03}) = (-0.5, -0.7, 0.3)$, $\rho = 0.3$, and all three exposures have similar IV strength. $p = 145$. λ_{\min} is the minimum eigenvalue of the true IV strength matrix $\sum_{j=1}^p \Omega_j^{-1} \gamma_j \gamma_j^T \Omega_j^{-T}$.

λ_{\min}/\sqrt{p}	Estimator	$\beta_{01} = -0.5$				$\beta_{02} = -0.7$				$\beta_{03} = 0.3$			
		Est	SD	SE	CP	Est	SD	SE	CP	Est	SD	SE	CP
29.9	IVW	-0.324	0.045	0.047	0.044	-0.690	0.009	0.009	0.802	0.316	0.013	0.013	0.748
	MR-Egger	-0.353	0.063	0.064	0.364	-0.690	0.009	0.009	0.782	0.317	0.013	0.013	0.757
	MR-Median	-0.328	0.061	0.065	0.242	-0.690	0.012	0.014	0.913	0.316	0.017	0.019	0.899
	GRAPPLE	-0.492	0.066	0.067	0.946	-0.700	0.010	0.010	0.953	0.301	0.015	0.015	0.956
	MRBEE	-0.647	0.202	0.143	0.829	-0.706	0.018	0.013	0.801	0.285	0.030	0.022	0.850
	dIVW	-0.509	0.076	0.075	0.953	-0.700	0.010	0.010	0.953	0.299	0.016	0.016	0.954
	adIVW	-0.509	0.076	0.075	0.953	-0.700	0.010	0.010	0.953	0.299	0.016	0.016	0.954
12.8	IVW	-0.196	0.058	0.059	0.003	-0.690	0.009	0.009	0.787	0.317	0.012	0.012	0.671
	MR-Egger	-0.229	0.085	0.084	0.116	-0.690	0.009	0.008	0.776	0.318	0.012	0.012	0.702
	MR-Median	-0.195	0.078	0.079	0.029	-0.690	0.011	0.013	0.918	0.318	0.016	0.018	0.867
	GRAPPLE	-0.483	0.120	0.119	0.940	-0.700	0.010	0.010	0.955	0.301	0.016	0.016	0.949
	MRBEE	-0.785	0.851	0.739	0.957	-0.706	0.026	0.022	0.878	0.282	0.064	0.057	0.941
	dIVW	-0.529	0.161	0.155	0.960	-0.701	0.011	0.011	0.953	0.298	0.018	0.017	0.955
	adIVW	-0.505	0.129	0.145	0.960	-0.700	0.010	0.010	0.953	0.300	0.016	0.017	0.956
7.4	IVW	-0.111	0.065	0.065	0.000	-0.690	0.008	0.008	0.785	0.316	0.011	0.011	0.692
	MR-Egger	-0.138	0.098	0.095	0.044	-0.690	0.008	0.008	0.773	0.316	0.011	0.012	0.726
	MR-Median	-0.110	0.084	0.084	0.005	-0.690	0.011	0.013	0.924	0.316	0.015	0.017	0.884
	GRAPPLE	-0.474	0.182	0.180	0.936	-0.700	0.010	0.010	0.958	0.301	0.016	0.017	0.952
	MRBEE	-24.776	2349.691	3948748.254	0.940	-1.242	52.039	87431.754	0.919	-0.826	107.562	180757.851	0.943
	dIVW	-0.793	22.529	253.236	0.955	-0.699	0.228	2.564	0.964	0.286	1.046	11.757	0.965
	adIVW	-0.472	0.216	0.220	0.941	-0.700	0.010	0.010	0.960	0.301	0.017	0.018	0.957

Table S5: Simulation results for seven MVMR estimators in simulation study 1 with 10,000 repetitions, when Factor 1 = (i), Factor 2 = (ii), Factor 3 = (ii). In other words, $\beta_0 = (\beta_{01}, \beta_{02}, \beta_{03}) = (-0.5, -0.7, 0.3)$, $\rho = 0.7$, and all three exposures have similar IV strength. $p = 145$. λ_{\min} is the minimum eigenvalue of the true IV strength matrix $\sum_{j=1}^p \Omega_j^{-1} \gamma_j \gamma_j^T \Omega_j^{-T}$.

λ_{\min}/\sqrt{p}	Estimator	$\beta_{01} = -0.5$				$\beta_{02} = -0.7$				$\beta_{03} = 0.3$			
		Est	SD	SE	CP	Est	SD	SE	CP	Est	SD	SE	CP
33.1	IVW	-0.305	0.038	0.041	0.004	-0.691	0.009	0.009	0.804	0.328	0.012	0.012	0.347
	MR-Egger	-0.339	0.053	0.057	0.185	-0.691	0.009	0.008	0.800	0.329	0.012	0.013	0.363
	MR-Median	-0.298	0.055	0.061	0.070	-0.692	0.011	0.013	0.943	0.330	0.016	0.019	0.668
	GRAPPLE	-0.492	0.056	0.057	0.947	-0.700	0.010	0.010	0.952	0.301	0.015	0.015	0.952
	MRBEE	-0.656	0.182	0.133	0.816	-0.707	0.019	0.013	0.803	0.279	0.032	0.024	0.845
	dIVW	-0.510	0.068	0.068	0.956	-0.700	0.010	0.010	0.951	0.298	0.016	0.016	0.952
	adIVW	-0.510	0.068	0.068	0.956	-0.700	0.010	0.010	0.951	0.298	0.016	0.016	0.952
	IVW	-0.138	0.049	0.052	0.000	-0.691	0.008	0.008	0.791	0.329	0.011	0.011	0.212
	MR-Egger	-0.182	0.073	0.076	0.014	-0.691	0.008	0.008	0.810	0.330	0.011	0.012	0.253
	MR-Median	-0.116	0.070	0.075	0.000	-0.693	0.010	0.013	0.967	0.333	0.015	0.018	0.545
13.8	GRAPPLE	-0.481	0.105	0.103	0.928	-0.700	0.010	0.010	0.953	0.302	0.016	0.016	0.944
	MRBEE	-0.802	1.161	0.800	0.975	-0.707	0.046	0.031	0.900	0.276	0.109	0.074	0.963
	dIVW	-0.533	0.151	0.148	0.959	-0.701	0.011	0.011	0.955	0.297	0.018	0.018	0.960
	adIVW	-0.515	0.123	0.140	0.959	-0.701	0.011	0.011	0.955	0.298	0.017	0.018	0.960
	IVW	-0.011	0.055	0.056	0.000	-0.692	0.007	0.007	0.794	0.327	0.010	0.010	0.196
7.4	MR-Egger	-0.047	0.086	0.086	0.001	-0.692	0.007	0.007	0.822	0.328	0.010	0.011	0.256
	MR-Median	0.009	0.076	0.081	0.000	-0.694	0.009	0.013	0.976	0.330	0.013	0.017	0.597
	GRAPPLE	-0.468	0.166	0.161	0.915	-0.700	0.010	0.010	0.958	0.302	0.016	0.016	0.945
	MRBEE	-1.057	28.134	516.713	0.952	-0.706	0.343	4.540	0.939	0.268	1.751	32.390	0.951
	dIVW	-0.598	0.398	0.333	0.952	-0.701	0.012	0.012	0.969	0.294	0.027	0.025	0.962
	adIVW	-0.469	0.165	0.214	0.945	-0.700	0.010	0.010	0.964	0.301	0.016	0.018	0.955
	IVW	-0.011	0.055	0.056	0.000	-0.692	0.007	0.007	0.794	0.327	0.010	0.010	0.196

Table S6: Simulation results for seven MVMR estimators in simulation study 1 with 10,000 repetitions, when Factor 1 = (ii), Factor 2 = (i), Factor 3 = (ii). In other words, $\beta_0 = (\beta_{01}, \beta_{02}, \beta_{03}) = (0, 0.5, -0.5)$, $\rho = 0.3$, and all three exposures have similar IV strength. $p = 145$. λ_{\min} is the minimum eigenvalue of the true IV strength matrix $\sum_{j=1}^p \Omega_j^{-1} \gamma_j \gamma_j^T \Omega_j^{-T}$.

λ_{\min}/\sqrt{p}	Estimator	$\beta_{01} = 0$				$\beta_{02} = 0.5$				$\beta_{03} = -0.5$			
		Est	SD	SE	CP	Est	SD	SE	CP	Est	SD	SE	CP
29.9	IVW	0.003	0.036	0.037	0.954	0.495	0.007	0.007	0.895	-0.492	0.010	0.010	0.876
	MR-Egger	0.001	0.051	0.050	0.947	0.495	0.007	0.007	0.874	-0.492	0.010	0.010	0.878
	MR-Median	0.004	0.046	0.053	0.977	0.493	0.010	0.012	0.958	-0.491	0.014	0.017	0.959
	GRAPPLE	-0.001	0.051	0.053	0.958	0.500	0.007	0.008	0.952	-0.500	0.011	0.012	0.954
	MRBEE	-0.002	0.125	0.078	0.823	0.501	0.012	0.008	0.790	-0.502	0.020	0.014	0.832
	dIVW	0.000	0.052	0.053	0.957	0.500	0.007	0.007	0.951	-0.500	0.011	0.012	0.951
	adIVW	0.000	0.052	0.053	0.957	0.500	0.007	0.007	0.951	-0.500	0.011	0.012	0.951
12.8	IVW	0.001	0.048	0.049	0.953	0.495	0.007	0.007	0.894	-0.493	0.010	0.010	0.886
	MR-Egger	0.001	0.071	0.069	0.943	0.495	0.007	0.007	0.870	-0.493	0.010	0.010	0.883
	MR-Median	0.003	0.061	0.067	0.969	0.493	0.010	0.012	0.960	-0.492	0.013	0.016	0.961
	GRAPPLE	0.001	0.095	0.097	0.958	0.500	0.007	0.008	0.956	-0.500	0.012	0.012	0.954
	MRBEE	0.036	3.568	27.868	0.880	0.501	0.059	0.459	0.811	-0.500	0.191	1.488	0.876
	dIVW	0.001	0.102	0.103	0.963	0.500	0.008	0.008	0.951	-0.500	0.012	0.012	0.956
	adIVW	0.002	0.097	0.098	0.961	0.500	0.008	0.008	0.951	-0.500	0.012	0.012	0.955
7.4	IVW	-0.002	0.056	0.056	0.954	0.495	0.007	0.007	0.899	-0.493	0.010	0.010	0.887
	MR-Egger	-0.003	0.083	0.080	0.940	0.495	0.007	0.007	0.877	-0.493	0.010	0.010	0.889
	MR-Median	0.000	0.070	0.074	0.961	0.493	0.010	0.012	0.961	-0.492	0.013	0.016	0.965
	GRAPPLE	-0.001	0.150	0.153	0.961	0.500	0.008	0.008	0.954	-0.500	0.013	0.013	0.959
	MRBEE	-0.050	15.365	636.379	0.948	0.500	0.241	8.764	0.881	-0.501	0.529	21.027	0.935
	dIVW	-0.002	0.187	0.185	0.977	0.500	0.008	0.008	0.958	-0.500	0.014	0.014	0.964
	adIVW	0.001	0.143	0.138	0.964	0.500	0.008	0.008	0.955	-0.500	0.013	0.013	0.959

Table S7: Simulation results for seven MVMR estimators in simulation study 1 with 10,000 repetitions, when Factor 1 = (ii), Factor 2 = (ii), Factor 3 = (ii). In other words, $\beta_0 = (\beta_{01}, \beta_{02}, \beta_{03}) = (0, 0.5, -0.5)$, $\rho = 0.7$, and all three exposures have similar IV strength. $p = 145$. λ_{\min} is the minimum eigenvalue of the true IV strength matrix $\sum_{j=1}^p \Omega_j^{-1} \gamma_j \gamma_j^T \Omega_j^{-T}$.

λ_{\min}/\sqrt{p}	Estimator	$\beta_{01} = 0$				$\beta_{02} = 0.5$				$\beta_{03} = -0.5$			
		Est	SD	SE	CP	Est	SD	SE	CP	Est	SD	SE	CP
33.1	IVW	-0.006	0.027	0.028	0.949	0.498	0.006	0.006	0.928	-0.498	0.009	0.009	0.943
	MR-Egger	-0.005	0.038	0.038	0.948	0.498	0.006	0.006	0.915	-0.498	0.009	0.009	0.942
	MR-Median	-0.005	0.035	0.047	0.992	0.497	0.008	0.012	0.991	-0.497	0.011	0.016	0.994
	GRAPPLE	-0.001	0.037	0.039	0.960	0.500	0.006	0.006	0.953	-0.500	0.010	0.010	0.953
	MRBEE	0.005	0.086	0.054	0.827	0.500	0.009	0.006	0.791	-0.500	0.016	0.011	0.833
	dIVW	0.000	0.038	0.038	0.956	0.500	0.006	0.006	0.949	-0.500	0.010	0.010	0.954
	adIVW	0.000	0.038	0.038	0.956	0.500	0.006	0.006	0.949	-0.500	0.010	0.010	0.954
13.8	IVW	-0.012	0.038	0.038	0.943	0.498	0.006	0.006	0.932	-0.498	0.008	0.008	0.942
	MR-Egger	-0.012	0.056	0.055	0.939	0.498	0.006	0.006	0.919	-0.498	0.008	0.008	0.939
	MR-Median	-0.011	0.048	0.061	0.986	0.497	0.008	0.012	0.993	-0.497	0.011	0.016	0.993
	GRAPPLE	0.000	0.071	0.074	0.959	0.500	0.006	0.006	0.956	-0.500	0.010	0.010	0.954
	MRBEE	0.018	0.221	0.156	0.874	0.501	0.010	0.007	0.817	-0.499	0.021	0.016	0.870
	dIVW	0.002	0.075	0.076	0.963	0.500	0.006	0.006	0.954	-0.500	0.010	0.010	0.953
	adIVW	0.002	0.073	0.074	0.962	0.500	0.006	0.006	0.954	-0.500	0.010	0.010	0.953
7.4	IVW	-0.017	0.045	0.045	0.940	0.498	0.006	0.006	0.930	-0.498	0.008	0.008	0.943
	MR-Egger	-0.016	0.067	0.066	0.937	0.498	0.006	0.006	0.918	-0.498	0.008	0.008	0.945
	MR-Median	-0.016	0.057	0.069	0.981	0.497	0.008	0.012	0.991	-0.497	0.011	0.016	0.993
	GRAPPLE	0.002	0.140	0.136	0.960	0.500	0.006	0.006	0.952	-0.500	0.012	0.012	0.958
	MRBEE	0.119	28.174	1502.851	0.947	0.500	0.306	14.763	0.879	-0.494	1.903	99.871	0.935
	dIVW	0.006	0.156	0.152	0.977	0.500	0.006	0.007	0.953	-0.500	0.012	0.012	0.965
	adIVW	0.003	0.117	0.115	0.964	0.500	0.006	0.006	0.951	-0.500	0.011	0.011	0.958

S1.1.3 Balanced horizontal pleiotropy

We conduct this simulation study to evaluate the performance of our proposed estimators under balanced horizontal pleiotropy. The simulation setup and settings are identical to Simulation study 1 presented in the main paper, except now we only consider the case where all exposures have similar IV strength. To introduce balanced horizontal pleiotropy, we let $\Gamma_j = \beta_0^T \gamma_j + \alpha_j$ for $j = 1, \dots, p$, where $\alpha_j \sim N(0, \tau_0^2)$ with $\tau_0 = 2p^{-1} \sum_{j=1}^p \sigma_{Yj}$.

Table S8: Simulation results for seven MVMR estimators in simulation study 1 with 10,000 repetitions, when Factor 1 = (i), Factor 2 = (i), Factor 3 = (i). In other words, $\beta_0 = (\beta_{01}, \beta_{02}, \beta_{03}) = (-0.5, -0.7, 0.3)$, $\rho = 0.3$, and all three exposures have similar IV strength. $p = 145$. **Assuming balanced horizontal pleiotropy.** λ_{\min} is the minimum eigenvalue of the true IV strength matrix $\sum_{j=1}^p \Omega_j^{-1} \gamma_j \gamma_j^T \Omega_j^{-T}$.

λ_{\min}/\sqrt{p}	Estimator	$\beta_{01} = -0.5$				$\beta_{02} = -0.7$				$\beta_{03} = 0.3$			
		Est	SD	SE	CP	Est	SD	SE	CP	Est	SD	SE	CP
34.8	IVW	-0.407	0.075	0.032	0.331	-0.628	0.050	0.027	0.341	0.326	0.080	0.035	0.586
	MR-Egger	-0.428	0.104	0.103	0.888	-0.628	0.050	0.058	0.785	0.329	0.080	0.084	0.947
	MR-Median	-0.414	0.097	0.062	0.624	-0.616	0.074	0.053	0.607	0.318	0.108	0.072	0.802
	GRAPPLE	-0.507	0.098	0.096	0.946	-0.704	0.054	0.051	0.939	0.297	0.100	0.097	0.941
	MRBEE	-0.899	0.387	0.174	0.314	-0.785	0.110	0.061	0.609	0.090	0.294	0.140	0.524
	dIVW	-0.505	0.098	0.097	0.947	-0.702	0.058	0.057	0.945	0.298	0.104	0.103	0.948
	adIVW	-0.505	0.098	0.097	0.947	-0.702	0.058	0.057	0.945	0.298	0.104	0.103	0.948
10.4	IVW	-0.293	0.112	0.044	0.153	-0.509	0.083	0.040	0.104	0.315	0.122	0.048	0.556
	MR-Egger	-0.320	0.167	0.166	0.805	-0.509	0.084	0.095	0.477	0.316	0.122	0.127	0.955
	MR-Median	-0.305	0.147	0.092	0.449	-0.483	0.126	0.086	0.357	0.299	0.164	0.105	0.789
	GRAPPLE	-0.531	0.243	0.231	0.944	-0.715	0.115	0.107	0.940	0.283	0.248	0.233	0.940
	MRBEE	-0.996	1.823	2.726	0.838	-0.840	0.443	0.612	0.861	0.084	1.421	2.127	0.859
	dIVW	-0.529	0.238	0.235	0.963	-0.714	0.129	0.127	0.951	0.284	0.260	0.253	0.957
	adIVW	-0.511	0.210	0.216	0.961	-0.704	0.124	0.124	0.951	0.289	0.228	0.230	0.954
7.4	IVW	-0.253	0.124	0.047	0.115	-0.460	0.093	0.043	0.067	0.304	0.132	0.051	0.544
	MR-Egger	-0.275	0.184	0.186	0.767	-0.461	0.093	0.107	0.368	0.305	0.133	0.139	0.959
	MR-Median	-0.267	0.164	0.100	0.404	-0.434	0.139	0.095	0.293	0.289	0.177	0.113	0.795
	GRAPPLE	-0.550	0.437	0.344	0.937	-0.725	0.163	0.145	0.940	0.276	0.438	0.347	0.940
	MRBEE	-1.137	9.024	93.019	0.902	-0.882	1.762	16.498	0.910	-0.005	7.467	78.681	0.897
	dIVW	-0.548	0.382	0.385	0.969	-0.726	0.175	0.175	0.966	0.278	0.407	0.418	0.970
	adIVW	-0.487	0.266	0.265	0.947	-0.684	0.145	0.155	0.961	0.282	0.276	0.279	0.956

Table S9: Simulation results for seven MVMR estimators in simulation study 1 with 10,000 repetitions, when Factor 1 = (i), Factor 2 = (ii), Factor 3 = (i). In other words, $\beta_0 = (\beta_{01}, \beta_{02}, \beta_{03}) = (-0.5, -0.7, 0.3)$, $\rho = 0.7$, and all three exposures have similar IV strength. $p = 145$. **Assuming balanced horizontal pleiotropy.** λ_{\min} is the minimum eigenvalue of the true IV strength matrix $\sum_{j=1}^p \Omega_j^{-1} \gamma_j \gamma_j^T \Omega_j^{-T}$.

λ_{\min}/\sqrt{p}	Estimator	$\beta_{01} = -0.5$				$\beta_{02} = -0.7$				$\beta_{03} = 0.3$			
		Est	SD	SE	CP	Est	SD	SE	CP	Est	SD	SE	CP
35.6	IVW	-0.401	0.063	0.027	0.235	-0.653	0.042	0.022	0.438	0.380	0.068	0.030	0.357
	MR-Egger	-0.428	0.088	0.087	0.863	-0.653	0.042	0.049	0.871	0.382	0.068	0.072	0.795
	MR-Median	-0.407	0.082	0.054	0.551	-0.649	0.061	0.045	0.715	0.375	0.092	0.062	0.676
	GRAPPLE	-0.508	0.081	0.079	0.939	-0.702	0.044	0.042	0.939	0.292	0.083	0.079	0.939
	MRBEE	-0.876	0.296	0.159	0.297	-0.777	0.092	0.057	0.646	0.046	0.231	0.135	0.485
	dIVW	-0.506	0.081	0.080	0.946	-0.702	0.047	0.046	0.945	0.293	0.086	0.085	0.943
	adIVW	-0.506	0.081	0.080	0.946	-0.702	0.047	0.046	0.945	0.293	0.086	0.085	0.943
11.0	IVW	-0.290	0.097	0.037	0.092	-0.586	0.070	0.032	0.236	0.448	0.105	0.041	0.248
	MR-Egger	-0.325	0.142	0.142	0.758	-0.587	0.070	0.083	0.751	0.450	0.105	0.112	0.741
	MR-Median	-0.300	0.128	0.082	0.376	-0.576	0.104	0.078	0.611	0.440	0.142	0.096	0.618
	GRAPPLE	-0.527	0.191	0.178	0.934	-0.711	0.091	0.085	0.936	0.276	0.191	0.176	0.935
	MRBEE	-0.968	1.032	1.190	0.882	-0.813	0.271	0.294	0.891	-0.038	0.942	1.059	0.905
	dIVW	-0.523	0.190	0.187	0.962	-0.710	0.098	0.097	0.954	0.279	0.202	0.197	0.957
	adIVW	-0.513	0.175	0.178	0.961	-0.706	0.095	0.095	0.954	0.285	0.186	0.187	0.956
7.4	IVW	-0.251	0.110	0.040	0.072	-0.553	0.083	0.037	0.194	0.461	0.120	0.045	0.258
	MR-Egger	-0.289	0.164	0.164	0.744	-0.555	0.084	0.098	0.704	0.462	0.121	0.129	0.767
	MR-Median	-0.261	0.146	0.093	0.345	-0.538	0.123	0.092	0.558	0.449	0.164	0.108	0.639
	GRAPPLE	-0.556	0.300	0.256	0.931	-0.723	0.126	0.115	0.940	0.250	0.302	0.254	0.931
	MRBEE	-0.674	22.917	467.320	0.907	-0.645	15.319	308.794	0.921	0.256	21.750	444.385	0.907
	dIVW	-0.556	0.317	0.293	0.969	-0.723	0.141	0.138	0.960	0.249	0.331	0.308	0.968
	adIVW	-0.499	0.220	0.227	0.956	-0.695	0.119	0.124	0.956	0.275	0.227	0.233	0.954

Table S10: Simulation results for seven MVMR estimators in simulation study 1 with 10,000 repetitions, when Factor 1 = (ii), Factor 2 = (i), Factor 3 = (i). In other words, $\beta_0 = (\beta_{01}, \beta_{02}, \beta_{03}) = (0, 0.5, -0.5)$, $\rho = 0.3$, and all three exposures have similar IV strength. $p = 145$. **Assuming balanced horizontal pleiotropy.** λ_{\min} is the minimum eigenvalue of the true IV strength matrix $\sum_{j=1}^p \Omega_j^{-1} \gamma_j \gamma_j^T \Omega_j^{-T}$.

λ_{\min}/\sqrt{p}	Estimator	$\beta_{01} = 0$				$\beta_{02} = 0.5$				$\beta_{03} = -0.5$			
		Est	SD	SE	CP	Est	SD	SE	CP	Est	SD	SE	CP
34.8	IVW	0.012	0.072	0.025	0.492	0.460	0.048	0.020	0.451	-0.438	0.077	0.028	0.411
	MR-Egger	0.009	0.101	0.099	0.942	0.460	0.048	0.055	0.917	-0.438	0.077	0.081	0.888
	MR-Median	0.013	0.093	0.056	0.751	0.451	0.071	0.048	0.723	-0.434	0.103	0.066	0.694
	GRAPPLE	0.000	0.095	0.094	0.944	0.503	0.048	0.045	0.929	-0.504	0.095	0.091	0.936
	MRBEE	-0.038	0.495	0.126	0.333	0.506	0.113	0.043	0.549	-0.592	0.348	0.110	0.402
	dIVW	0.000	0.092	0.092	0.947	0.502	0.054	0.052	0.940	-0.504	0.100	0.098	0.946
	adIVW	0.000	0.092	0.092	0.947	0.502	0.054	0.052	0.940	-0.504	0.100	0.098	0.946
10.4	IVW	0.017	0.112	0.036	0.470	0.384	0.080	0.032	0.255	-0.345	0.117	0.042	0.253
	MR-Egger	0.009	0.163	0.161	0.945	0.384	0.081	0.092	0.779	-0.344	0.117	0.123	0.760
	MR-Median	0.021	0.146	0.086	0.742	0.363	0.119	0.080	0.568	-0.331	0.156	0.100	0.554
	GRAPPLE	-0.009	0.242	0.234	0.934	0.509	0.102	0.098	0.939	-0.520	0.236	0.223	0.935
	MRBEE	-0.021	1.529	4.587	0.713	0.541	0.338	0.993	0.797	-0.686	1.221	3.395	0.804
	dIVW	-0.008	0.224	0.218	0.953	0.508	0.117	0.115	0.949	-0.518	0.246	0.240	0.956
	adIVW	0.008	0.208	0.203	0.948	0.502	0.113	0.113	0.952	-0.489	0.221	0.221	0.951
7.4	IVW	0.016	0.123	0.039	0.459	0.352	0.093	0.036	0.200	-0.307	0.129	0.045	0.207
	MR-Egger	0.007	0.181	0.180	0.949	0.352	0.093	0.104	0.714	-0.307	0.130	0.135	0.707
	MR-Median	0.020	0.159	0.094	0.749	0.330	0.137	0.090	0.511	-0.295	0.173	0.108	0.509
	GRAPPLE	-0.008	0.578	0.572	0.939	0.516	0.167	0.182	0.941	-0.525	0.571	0.543	0.936
	MRBEE	0.051	13.557	173.770	0.844	0.568	1.204	13.794	0.867	-0.668	11.495	152.306	0.900
	dIVW	-0.009	0.403	0.410	0.966	0.516	0.162	0.171	0.954	-0.522	0.491	0.485	0.967
	adIVW	0.018	0.270	0.262	0.950	0.492	0.140	0.145	0.959	-0.452	0.292	0.283	0.912

Table S11: Simulation results for seven MVMR estimators in simulation study 1 with 10,000 repetitions, when Factor 1 = (ii), Factor 2 = (ii), Factor 3 = (i). In other words, $\beta_0 = (\beta_{01}, \beta_{02}, \beta_{03}) = (0, 0.5, -0.5)$, $\rho = 0.7$, and all three exposures have similar IV strength. $p = 145$. **Assuming balanced horizontal pleiotropy.** λ_{\min} is the minimum eigenvalue of the true IV strength matrix $\sum_{j=1}^p \Omega_j^{-1} \gamma_j \gamma_j^T \Omega_j^{-T}$.

λ_{\min}/\sqrt{p}	Estimator	$\beta_{01} = 0$				$\beta_{02} = 0.5$				$\beta_{03} = -0.5$			
		Est	SD	SE	CP	Est	SD	SE	CP	Est	SD	SE	CP
35.6	IVW	0.000	0.061	0.018	0.446	0.486	0.039	0.015	0.506	-0.484	0.064	0.021	0.464
	MR-Egger	-0.002	0.084	0.082	0.942	0.486	0.039	0.046	0.971	-0.484	0.063	0.068	0.957
	MR-Median	0.000	0.078	0.047	0.762	0.484	0.057	0.040	0.816	-0.483	0.086	0.056	0.789
	GRAPPLE	-0.001	0.077	0.076	0.947	0.501	0.038	0.035	0.930	-0.501	0.075	0.073	0.938
	MRBEE	0.016	0.420	0.099	0.281	0.507	0.097	0.033	0.481	-0.511	0.298	0.083	0.345
	dIVW	-0.001	0.075	0.074	0.945	0.501	0.042	0.041	0.943	-0.501	0.078	0.077	0.950
	adIVW	-0.001	0.075	0.074	0.945	0.501	0.042	0.041	0.943	-0.501	0.078	0.077	0.950
	IVW	-0.001	0.094	0.029	0.439	0.456	0.067	0.025	0.460	-0.451	0.101	0.033	0.437
11.0	MR-Egger	-0.002	0.138	0.136	0.945	0.457	0.067	0.080	0.952	-0.452	0.101	0.108	0.937
	MR-Median	-0.001	0.122	0.074	0.765	0.449	0.097	0.071	0.797	-0.446	0.138	0.090	0.756
	GRAPPLE	-0.001	0.185	0.184	0.944	0.503	0.077	0.074	0.943	-0.502	0.179	0.173	0.936
	MRBEE	0.156	10.136	309.363	0.620	0.560	3.193	95.859	0.774	-0.407	9.566	293.060	0.722
	dIVW	-0.001	0.167	0.165	0.957	0.503	0.084	0.084	0.953	-0.502	0.178	0.175	0.953
	adIVW	0.005	0.162	0.160	0.955	0.501	0.083	0.083	0.954	-0.492	0.171	0.169	0.950
	IVW	-0.002	0.108	0.033	0.452	0.437	0.081	0.030	0.421	-0.432	0.117	0.038	0.419
	MR-Egger	-0.005	0.160	0.159	0.949	0.437	0.081	0.095	0.931	-0.432	0.118	0.124	0.928
7.4	MR-Median	0.001	0.141	0.086	0.769	0.426	0.118	0.084	0.763	-0.424	0.156	0.102	0.744
	GRAPPLE	-0.002	0.300	0.278	0.941	0.504	0.111	0.106	0.948	-0.508	0.288	0.261	0.937
	MRBEE	-0.106	6.393	50.525	0.812	0.497	1.237	9.402	0.870	-0.661	5.412	44.050	0.862
	dIVW	-0.002	0.260	0.248	0.971	0.504	0.119	0.117	0.960	-0.506	0.277	0.264	0.965
	adIVW	0.017	0.216	0.210	0.955	0.491	0.107	0.110	0.962	-0.461	0.230	0.218	0.922
	IVW	-0.002	0.108	0.033	0.452	0.437	0.081	0.030	0.421	-0.432	0.117	0.038	0.419

S1.2 Simulation study 2

In this simulation study, we create a vector of length 30, denoted as β_* . The first entry of β_* is 0.4. The rest of the entries are generated from a normal distribution with mean 0 and standard deviation 0.15, followed by rounding to 1 decimal place. Specifically,

$$\begin{aligned} \beta_* = & (0.4, -0.1, 0.1, -0.2, 0.2, 0.0, 0.1, 0.1, 0.3, 0.0, \\ & 0.2, 0.2, 0.0, 0.1, 0.0, -0.1, 0.0, 0.0, -0.1, -0.1, \\ & 0.1, 0.2, -0.1, 0.0, 0.0, -0.3, 0.2, 0.2, 0.0, -0.1) \end{aligned}$$

For different values of K , we set β_0 to be the first K components of β_* . For instance, when $K = 10$, $\beta_0 = (0.4, -0.1, 0.1, -0.2, 0.2, 0.0, 0.1, 0.1, 0.3, 0.0)$; when $K = 30$, $\beta_0 = \beta_*$.

S1.3 Simulation study 3

S1.3.1 Estimation of Σ_{X_j} 's

In practice, since Σ_{X_j} is not directly available, we adopt the approach from Wang et al. (2021) to estimate it. As shown in Bulik-Sullivan et al. (2015) and S2 Text in the supporting information of Wang et al. (2021), when each genetic effect is very small,

$$\text{Cor}(\hat{\gamma}_{jt}, \hat{\gamma}_{js}) \approx \frac{n_{ts}}{\sqrt{n_t n_s}} \text{Cor}(X_t, X_s)$$

where n_s is the sample size for the s -th exposure variable, n_{ts} is the number of shared samples between the datasets for exposure variables X_t and X_s . This suggests that $\hat{\gamma}_j$'s all share the same correlation, which makes it reasonable to assume

$$\Sigma_{X_j} = \text{diag}(\sigma_{X_{j1}}, \dots, \sigma_{X_{jk}}) \Sigma \text{diag}(\sigma_{X_{j1}}, \dots, \sigma_{X_{jk}})$$

in our Assumption 1, where Σ is a shared correlation matrix.

We adopt the approach in Wang et al. (2021) to estimate the shared correlation matrix Σ from summary statistics. We first choose SNPs whose selection p-values $p_{jk} \geq 0.5$ for all exposures, where p_{jk} is the p-value for the marginal SNP-exposure association between SNP j and exposure X_k . For these selected SNPs, denote the corresponding Z-values of $\hat{\gamma}_{jk}$'s in the exposure dataset as matrix $Z_{T \times K}$, where T is the number of selected SNPs. Then we calculate the sample correlation matrix of $Z_{T \times K}$ as $\hat{\Sigma}$. Lastly, for any SNP j selected for MVMR estimation, we obtain $\hat{\Sigma}_{X_j}$ as

$$\hat{\Sigma}_{X_j} = \text{diag}(\hat{\sigma}_{X_{j1}}, \dots, \hat{\sigma}_{X_{jk}}) \hat{\Sigma} \text{diag}(\hat{\sigma}_{X_{j1}}, \dots, \hat{\sigma}_{X_{jk}}). \quad (\text{S1})$$

where $\hat{\sigma}_{X_{jk}}$ is the standard error estimate of $\hat{\gamma}_{jk}$ from the marginal linear regression of exposure k on Z_j .

S2 Notations, useful results and lemmas

Throughout the Supplement, $\mathbf{0}$ denotes a vector or a matrix of all zeros, I_K denotes an $K \times K$ identity matrix, a matrix $A \geq 0$ mean that A is a positive semi-definite matrix, with strict inequality if A is positive definite. We refer to the entry located at t -th row and s -th column of a matrix A as the (t, s) element of that matrix, denoted as $A_{[t,s]}$. We let λ_{\min} and λ_{\max} denote the smallest and largest eigenvalue of a square matrix. We use c to denote a generic positive constant. For two sequences of real numbers a_n and b_n indexed by n , we write $a_n = O(b_n)$ if $|a_n| \leq c|b_n|$ for all n and a constant c , $a_n = o(b_n)$ if $a_n/b_n \rightarrow 0$ as $n \rightarrow \infty$, $a_n = \Theta(b_n)$ if $c^{-1}b_n \leq |a_n| \leq cb_n$ for all n and a constant c . We say a sequence of matrices is $O(1)$ or $\Theta(1)$ if every entry is so. We use \xrightarrow{P} to denote convergence in probability and \xrightarrow{D} to denote convergence in distribution. For random variables X and Y , we denote $X = o_p(Y)$ if $X/Y \xrightarrow{P} 0$, $X = O_p(Y)$ if X/Y is bounded in probability. To ease the notation, unless otherwise specified, we use \sum_j to denote $\sum_{j=1}^p$.

Also recall the following definitions: $M_j = \gamma_j \gamma_j^T \sigma_{Y_j}^{-2}$, $\hat{M}_j = \hat{\gamma}_j \hat{\gamma}_j^T \sigma_{Y_j}^{-2}$, $V_j = \Sigma_{X_j} \sigma_{Y_j}^{-2}$, $\mathbb{V} = \sum_j \{(1 + \beta_0^T V_j \beta_0)(M_j + V_j) + V_j \beta_0 \beta_0^T V_j\}$.

In the following, we present some useful results and establish lemmas that will be repeatedly used in the proofs. We start with some useful results that can be directly

derived using probability theory and algebras:

$$E \left\{ \sum_j \hat{M}_j \right\} = \sum_j (M_j + V_j) \quad (\text{S2})$$

$$E \left\{ \sum_j (\hat{\gamma}_j \hat{\Gamma}_j \sigma_{Y_j}^{-2} - \hat{M}_j \beta_0) \right\} = - \sum_j V_j \beta_0 \quad (\text{S3})$$

and

$$\text{Cov} \left\{ \sum_j (\hat{\gamma}_j \hat{\Gamma}_j \sigma_{Y_j}^{-2} - \hat{M}_j \beta_0) \right\} = \mathbb{V}. \quad (\text{S4})$$

Next, we establish several useful lemmas.

Lemma S1. *Let $A \in \mathbb{R}^{p \times q}$ be a real-valued matrix and $B \in \mathbb{R}^{q \times q}$ be a positive definite matrix. Then, we have $\lambda_{\min}(ABA^T) \geq \lambda_{\min}(B)\lambda_{\min}(AA^T)$, and $\lambda_{\max}(ABA^T) \leq \lambda_{\max}(B)\lambda_{\max}(AA^T)$.*

Proof. By definition, the minimum eigenvalue of a symmetric $p \times p$ matrix M satisfies

$$\lambda_{\min}(M) = \min_{x \in \mathbb{R}^p} \left(\frac{x^T M x}{x^T x} \right),$$

where $x \in \mathbb{R}^p$. Take any $x \in \mathbb{R}^p$, then

$$x^T ABA^T x \geq \lambda_{\min}(B) x^T AA^T x \geq \lambda_{\min}(B) \lambda_{\min}(AA^T) x^T x$$

Hence, $\lambda_{\min}(ABA^T) = \min_{x \in \mathbb{R}^p} (x^T ABA^T x / x^T x) \geq \lambda_{\min}(B) \lambda_{\min}(AA^T)$

On the other hand, by definition, the maximum eigenvalue of a symmetric $p \times p$ matrix M satisfies

$$\lambda_{\max}(M) = \max_{x \in \mathbb{R}^p} \left(\frac{x^T M x}{x^T x} \right),$$

where $x \in \mathbb{R}^p$. Take any $x \in \mathbb{R}^p$,

$$x^T ABA^T x \leq \lambda_{\max}(B) x^T AA^T x \leq \lambda_{\max}(B) \lambda_{\max}(AA^T) x^T x$$

Hence, $\lambda_{\max}(ABA^T) = \max_{x \in \mathbb{R}^p} (x^T ABA^T x / x^T x) \leq \lambda_{\max}(B) \lambda_{\max}(AA^T)$ \square

Lemma S2. *Let $T_n = \tilde{S}_n \text{diag}(\sqrt{\mu_{n1} + p}, \dots, \sqrt{\mu_{nK} + p})$. Under Assumptions 1-2, $T_n^{-1}(\sum_j M_j + V_j)T_n^{-T}$ and $T_n^{-1} \mathbb{V} T_n^{-T}$ are bounded element-wise with minimum eigenvalues bounded away from 0.*

Proof. Define $\mu_{n,\min} = \min\{\mu_{n1}, \dots, \mu_{nK}\}$ and $\mu_{n,\max} = \max\{\mu_{n1}, \dots, \mu_{nK}\}$. We first show that $T_n^{-1}(\sum_j M_j + V_j)T_n^{-T}$ is element-wise bounded, and its minimum eigenvalue is bounded away from 0. To establish this, it suffices to consider three scenarios: (1) $\frac{\mu_{n,\min}}{p} \rightarrow \tau$ for some $\tau \in (0, \infty]$, (2) $\frac{\mu_{n,\max}}{p} \rightarrow 0$, and (3) assuming, without loss of generality, there exists an index l (where $1 \leq l \leq K-1$) such that for all $k \leq l$, $\frac{\mu_{nk}}{p} \rightarrow \tau_k$ with $\tau_k \in (0, \infty]$, and for all $k > l$, $\frac{\mu_{nk}}{p} \rightarrow 0$. In the third scenario, we categorize the indices based on the convergence rates of their respective μ_k 's.

Let $\tilde{\gamma}_j = \tilde{S}_n^{-1} \gamma_j$ and $\tilde{M}_j = \tilde{\gamma}_j \tilde{\gamma}_j^T \sigma_{Y_j}^{-2}$. Then, $S_n^{-1}(\sum_j M_j) S_n^{-T}$ being bounded (Assumption 2(iii)) is equivalent to that

$$\text{diag}\left(\frac{1}{\sqrt{\mu_{n1}}}, \dots, \frac{1}{\sqrt{\mu_{nK}}}\right) \left(\sum_j \tilde{M}_j\right) \text{diag}\left(\frac{1}{\sqrt{\mu_{n1}}}, \dots, \frac{1}{\sqrt{\mu_{nK}}}\right)$$

is bounded. Thus, the (t, s) entry of the matrix $\sum_j \tilde{M}_j$ satisfies $\sum_j \tilde{\gamma}_{jt} \tilde{\gamma}_{js} \sigma_{Yj}^{-2} = O(\sqrt{\mu_{nt} \mu_{ns}})$.

For the scenario (1), note that

$$T_n^{-1} \left(\sum_j M_j \right) T_n^{-T} = \text{diag} \left(\frac{1}{\sqrt{\mu_{n1} + p}}, \dots, \frac{1}{\sqrt{\mu_{nk} + p}} \right) \left(\sum_j \tilde{M}_j \right) \text{diag} \left(\frac{1}{\sqrt{\mu_{n1} + p}}, \dots, \frac{1}{\sqrt{\mu_{nk} + p}} \right)$$

Then, using Lemma S1, we have

$$\begin{aligned} & \lambda_{\min}(T_n^{-1} \left(\sum_j M_j \right) T_n^{-T}) \\ &= \lambda_{\min} \left(\text{diag} \left(\sqrt{\frac{\mu_{n1}}{\mu_{n1} + p}}, \dots, \sqrt{\frac{\mu_{n1}}{\mu_{n1} + p}} \right) \{ S_n^{-1} \left(\sum_j M_j \right) S_n^{-T} \} \text{diag} \left(\sqrt{\frac{\mu_{n1}}{\mu_{n1} + p}}, \dots, \sqrt{\frac{\mu_{n1}}{\mu_{n1} + p}} \right) \right) \\ &\geq \Theta(\lambda_{\min}(S_n^{-1} \left(\sum_j M_j \right) S_n^{-T})) > 0 \end{aligned}$$

Similarly, by applying Lemma S1, we have

$$\lambda_{\max}(T_n^{-1} \left(\sum_j M_j \right) T_n^{-T}) \leq \Theta(\lambda_{\max}(S_n^{-1} \left(\sum_j M_j \right) S_n^{-T})) < \infty$$

To analyze the term $T_n^{-1}(\sum_j V_j)T_n^{-T}$, we let $\tilde{V}_j = \tilde{S}_n^{-1} V_j \tilde{S}_n^{-T}$. Based on Assumptions 1-2, we know \tilde{V}_j is also positive definite and bounded. In particular, the minimum and maximum eigenvalue of \tilde{V}_j are $\Theta(1)$. Thus, $\sum_j \tilde{V}_j$ is always positive definite with every entry of rate $O(p)$. Furthermore, we know, by Weyl's inequality, the maximum and minimum eigenvalue of $\sum_j \tilde{V}_j$ are $\Theta(p)$. Then, note that

$$T_n^{-1} \left(\sum_j V_j \right) T_n^{-T} = \text{diag} \left(\frac{1}{\sqrt{\mu_{n1} + p}}, \dots, \frac{1}{\sqrt{\mu_{nk} + p}} \right) \left(\sum_j \tilde{V}_j \right) \text{diag} \left(\frac{1}{\sqrt{\mu_{n1} + p}}, \dots, \frac{1}{\sqrt{\mu_{nk} + p}} \right).$$

Under the current scenario that $p = O(\mu_{nk})$ for every k , $T_n^{-1}(\sum_j V_j)T_n^{-T}$ is bounded and positive semi-definite. Thus, $T_n^{-1}(\sum_j M_j + V_j)T_n^{-T}$ is bounded with eigenvalues bounded away from 0 as $n \rightarrow \infty$.

In scenario (2), where $\mu_{n,\max} = o(p)$, it is observed that $T_n^{-1}(\sum_j M_j)T_n^{-T}$ converges to a zero matrix. However, $T_n^{-1}(\sum_j V_j)T_n^{-T}$ becomes the dominant factor and remains bounded, with its eigenvalues bounded away from zero. Consequently, as $n \rightarrow \infty$, $T_n^{-1}(\sum_j M_j + V_j)T_n^{-T}$ is also bounded, with eigenvalues bounded away from zero.

Lastly, we study scenario (3). For the term $T_n^{-1}(\sum_j M_j)T_n^{-T}$, based on similar reasoning as above, we know the upper left block with row and column indices from 1 to l is bounded and its smallest and maximum eigenvalues are bounded between 0 and ∞ . For the entries not appearing in the upper left block, we know they will converge to 0, as $\sum_j \tilde{\gamma}_{jt} \tilde{\gamma}_{js} \sigma_{Yj}^{-2} / \sqrt{(\mu_{nt} + p)(\mu_{ns} + p)} = O(\sqrt{\frac{\mu_{nt} \mu_{ns}}{(\mu_{nt} + p)(\mu_{ns} + p)}}) = o(1)$ for at least one of t and s belonging to the index set $\{l + 1, \dots, K\}$. For the term $T_n^{-1}(\sum_j V_j)T_n^{-T}$, we know from scenarios (1) and (2) that it is always bounded and positive semi-definite. Therefore, $T_n^{-1}(\sum_j M_j + V_j)T_n^{-T}$ is a block diagonal matrix that is bounded and has eigenvalues bounded between 0 and ∞ as $n \rightarrow \infty$.

To show that $T_n^{-1} \mathbb{V} T_n^{-T}$ is also bounded and its minimum eigenvalue is bounded away from 0, note that

$$T_n^{-1} \mathbb{V} T_n^{-T}$$

$$= T_n^{-1} \left(\sum_j M_j + V_j \right) T_n^{-T} + T_n^{-1} \left(\sum_j (\beta_0^T V_j \beta_0) (M_j + V_j) \right) T_n^{-T} + T_n^{-1} \left(\sum_j V_j \beta_0 \beta_0^T V_j \right) T_n^{-T}$$

We have shown that $T_n^{-1}(\sum_j M_j + V_j)T_n^{-T}$ is bounded with minimum eigenvalue bounded away from 0. Following similar arguments as above, we can show both

$T_n^{-1} \left\{ \sum_j (\beta_0^T V_j \beta_0) (M_j + V_j) \right\} T_n^{-T}$ and $T_n^{-1}(\sum_j V_j \beta_0 \beta_0^T V_j)T_n^{-T}$ are bounded and positive semi-definite. Because the sum of positive definite matrices and positive semi-definite matrices is positive definite, we conclude that $T_n^{-1} \mathbb{V} T_n^{-T}$ is also bounded with minimum eigenvalue bounded away from 0. \square

Lemma S3. Under Assumptions 1-2, $T_n^{-1}(\sum_j \hat{M}_j - (M_j + V_j))T_n^{-T} \xrightarrow{P} \mathbf{0}$ regardless of the relative rates between μ_{nk} 's and p , where T_n is defined in Lemma S2.

Proof. Recall the definitions $\tilde{\gamma}_j = \tilde{S}_n^{-1} \gamma_j$ and $\tilde{M}_j = \tilde{\gamma}_j \tilde{\gamma}_j^T \sigma_{Y_j}^{-2}$. Let $\hat{\gamma}_j = \tilde{S}_n^{-1} \hat{\gamma}_j$, which satisfies $\hat{\gamma}_j \sim N(\tilde{\gamma}_j, \tilde{\Sigma}_{X_j})$ and

$$\tilde{\Sigma}_{X_j} = \tilde{S}_n^{-1} \Sigma_{X_j} \tilde{S}_n^{-T} = \begin{pmatrix} \tilde{\sigma}_{j11}^2 & \cdots & \tilde{\sigma}_{j1K}^2 \\ \vdots & \ddots & \vdots \\ \tilde{\sigma}_{jK1}^2 & \cdots & \tilde{\sigma}_{jKK}^2 \end{pmatrix}.$$

Note that

$$\begin{aligned} & T_n^{-1} \left\{ \sum_j \hat{M}_j - (M_j + V_j) \right\} T_n^{-T} \\ &= \text{diag} \left(\sqrt{\frac{1}{\mu_{n1} + p}}, \dots, \sqrt{\frac{1}{\mu_{nK} + p}} \right) \tilde{S}_n^{-1} \left\{ \sum_j \hat{M}_j - (M_j + V_j) \right\} \tilde{S}_n^{-T} \text{diag} \left(\sqrt{\frac{1}{\mu_{n1} + p}}, \dots, \sqrt{\frac{1}{\mu_{nK} + p}} \right) \\ &= \text{diag} \left(\sqrt{\frac{1}{\mu_{n1} + p}}, \dots, \sqrt{\frac{1}{\mu_{nK} + p}} \right) \left\{ \sum_j \hat{\gamma}_j \hat{\gamma}_j^T \sigma_{Y_j}^{-2} - \sum_j (\tilde{\gamma}_j \tilde{\gamma}_j^T + \tilde{\Sigma}_{X_j}) \sigma_{Y_j}^{-2} \right\} \text{diag} \left(\sqrt{\frac{1}{\mu_{n1} + p}}, \dots, \sqrt{\frac{1}{\mu_{nK} + p}} \right). \end{aligned}$$

Consider the (t, s) element of the above matrix. For any $\epsilon > 0$, applying the Chebyshev's inequality, we have

$$\begin{aligned} & P \left(\left| \frac{1}{\sqrt{(\mu_{nt} + p)(\mu_{ns} + p)}} \sum_j \{ (\hat{\gamma}_{jt} \hat{\gamma}_{js} - \tilde{\gamma}_{jt} \tilde{\gamma}_{js} + \tilde{\sigma}_{jts}^2) \sigma_{Y_j}^{-2} \} \right| \geq \epsilon \right) \\ & \leq \frac{1}{\epsilon^2} \text{Var} \left(\frac{1}{\sqrt{(\mu_{nt} + p)(\mu_{ns} + p)}} \sum_j \hat{\gamma}_{jt} \hat{\gamma}_{js} \sigma_{Y_j}^{-2} \right) \end{aligned}$$

Using the moment properties of normal distributions, we have

$$\text{Var}(\hat{\gamma}_{jt} \hat{\gamma}_{js} \sigma_{Y_j}^{-2}) = \left\{ \hat{\gamma}_{jt}^2 \tilde{\sigma}_{jss}^2 + \hat{\gamma}_{js}^2 \tilde{\sigma}_{jtt}^2 + \tilde{\sigma}_{jss}^2 \tilde{\sigma}_{jtt}^2 + 2 \tilde{\gamma}_{jt} \tilde{\gamma}_{js} \tilde{\sigma}_{jst}^2 + \tilde{\sigma}_{jst}^4 \right\} \sigma_{Y_j}^{-4}.$$

By the boundedness of \tilde{S}_n and the boundedness of ratios between $\sigma_{X_{jk}}^2$ and $\sigma_{Y_j}^2$ for every j and k , we have $\tilde{\sigma}_{jst}^2 \sigma_{Y_j}^{-2} = O(1)$. Then, applying Cauchy-Schwarz inequality to the term $\tilde{\gamma}_{jt} \tilde{\gamma}_{js} \tilde{\sigma}_{jst}^2$, we can show that

$$\text{Var} \left(\frac{1}{\sqrt{(\mu_{nt} + p)(\mu_{ns} + p)}} \sum_j \hat{\gamma}_{jt} \hat{\gamma}_{js} \sigma_{Y_j}^{-2} \right) \leq O \left(\frac{p(\tilde{\kappa}_t + \tilde{\kappa}_s) + p}{(\mu_{nt} + p)(\mu_{ns} + p)} \right)$$

where $p\tilde{\kappa}_k = \sum_j \tilde{\gamma}_{jk}^2 \sigma_{Y_j}^{-2}$. Because $S_n^{-1}(\sum_j M_j)S_n^{-T}$ is bounded with the minimum eigenvalue bounded away from 0, we have $\sum_j \tilde{\gamma}_{jk}^2 \sigma_{Y_j}^{-2} = \Theta(\mu_{nk})$ for every k . Hence, $O(\frac{p(\tilde{\kappa}_t + \tilde{\kappa}_s) + p}{(\mu_{nt} + p)(\mu_{ns} + p)})$ can be further simplified as $O(\frac{\mu_{nt} + \mu_{ns} + p}{(\mu_{nt} + p)(\mu_{ns} + p)})$, which converges to 0 as $p \rightarrow \infty$. This im-

plies that $\text{Var}(\sum_j \hat{\gamma}_{jt} \hat{\gamma}_{js} \sigma_{Yj}^{-2} / \sqrt{(\mu_{nt} + p)(\mu_{ns} + p)}) \rightarrow 0$ for every (t, s) entry, completing the proof. \square

Lemma S4. *Under Assumptions 1-2, $(\sum_j V_j) \mathbb{V}^{-1} (\sum_j V_j) \rightarrow \mathbf{0}$ if $\mu_{n,\min}/p^2 \rightarrow \infty$.*

Proof. Recall that $T_n = \tilde{S}_n \text{diag}(\sqrt{\mu_{n1} + p}, \dots, \sqrt{\mu_{nk} + p})$. Note that

$$(\sum_j V_j) \mathbb{V}^{-1} (\sum_j V_j) = (\sum_j V_j) T_n^{-T} (T_n^{-1} \mathbb{V} T_n^{-T})^{-1} T_n^{-1} (\sum_j V_j)$$

By Lemma S2, $T_n^{-1} \mathbb{V} T_n^{-T}$ is bounded with eigenvalues bounded away from 0. Because \tilde{S}_n is bounded, $\mu_{n,\min}/p^2 \rightarrow \infty$, and every entry of $\sum_j V_j$ is of rate $O(p)$, we have $T_n^{-1} (\sum_j V_j) \rightarrow \mathbf{0}$. Hence, we have the desired result. \square

Lemma S5. *Under Assumptions 1-2, $\mathbb{V}_{\text{IVW}} = (\sum_j M_j + V_j)^{-1} \mathbb{V} (\sum_j M_j + V_j)^{-1} \rightarrow \mathbf{0}$ regardless of the relative rates between μ_{nk} 's and p .*

Proof. Recall that $T_n = \tilde{S}_n \text{diag}(\sqrt{\mu_{n1} + p}, \dots, \sqrt{\mu_{nk} + p})$. Note that

$$\begin{aligned} & (\sum_j M_j + V_j)^{-1} \mathbb{V} (\sum_j M_j + V_j)^{-1} \\ &= T_n^{-T} \left(T_n^{-1} (\sum_j M_j + V_j) T_n^{-T} \right)^{-1} \left(T_n^{-1} \mathbb{V} T_n^{-T} \right) \left(T_n^{-1} (\sum_j M_j + V_j) T_n^{-T} \right)^{-1} T_n^{-1} \end{aligned}$$

By Lemma S2, both $\left(T_n^{-1} (\sum_j M_j + V_j) T_n^{-T} \right)^{-1}$ and $T_n^{-1} \mathbb{V} T_n^{-T}$ are bounded. The desired result follows because T_n^{-1} converges to a zero matrix. \square

Lemma S6. *Under Assumptions 1-2, if $\max_j (\gamma_{jk}^2 \sigma_{Xjk}^{-2}) / (\mu_{n,\min} + p) \rightarrow 0$ for every $k = 1, \dots, K$, $\mathbb{V}^{-\frac{1}{2}} (\sum_j \hat{\gamma}_j \hat{\Gamma}_j \sigma_{Yj}^{-2} - \hat{M}_j \beta_0 + V_j \beta_0) \xrightarrow{D} N(0, I_K)$.*

Proof. The proof uses the Lindeberg Central Limit Theorem and Cramer-Wald device. Pick any $\mathbf{c} \in \mathbb{R}^K$ such that $\mathbf{c}^T \mathbf{c} = 1$. Write $\mathbb{V} = \sum_j \mathbb{V}_j$. Let

$$\begin{aligned} s_p &= \mathbf{c}^T \mathbb{V}^{-\frac{1}{2}} (\sum_j \hat{\gamma}_j \hat{\Gamma}_j \sigma_{Yj}^{-2} - \hat{M}_j \beta_0 + V_j \beta_0) \\ &= \sum_j \mathbf{c}^T \mathbb{V}^{-\frac{1}{2}} \{ (\hat{\gamma}_j \hat{\Gamma}_j - \hat{\gamma}_j \hat{\gamma}_j^T \beta_0) \sigma_{Yj}^{-2} + V_j \beta_0 \} \\ &= \sum_j \mathbf{c}^T \mathbb{V}^{-\frac{1}{2}} \mathbb{V}_j^{\frac{1}{2}} \mathbb{V}_j^{-\frac{1}{2}} \{ (\hat{\gamma}_j \hat{\Gamma}_j - \hat{\gamma}_j \hat{\gamma}_j^T \beta_0) \sigma_{Yj}^{-2} + V_j \beta_0 \} \\ &= \sum_j \mathbf{d}_j^T \hat{\mathbf{r}}_j \in \mathbb{R} \end{aligned}$$

where for every j , $\mathbf{d}_j^T = \mathbf{c}^T \mathbb{V}^{-\frac{1}{2}} \mathbb{V}_j^{\frac{1}{2}}$, $\hat{\mathbf{r}}_j = \mathbb{V}_j^{-\frac{1}{2}} \{ (\hat{\gamma}_j \hat{\Gamma}_j - \hat{\gamma}_j \hat{\gamma}_j^T \beta_0) \sigma_{Yj}^{-2} + V_j \beta_0 \}$.

Note that $E(s_p) = \sum_j \mathbf{d}_j^T E(\hat{\mathbf{r}}_j) = 0$ and $\text{Var}(s_p) = \sum_j \mathbf{d}_j^T \text{Cov}(\hat{\mathbf{r}}_j) \mathbf{d}_j = \sum_j \mathbf{c}^T \mathbb{V}^{-\frac{1}{2}} \mathbb{V}_j^{\frac{1}{2}} \mathbb{V}_j^{\frac{1}{2}} \mathbb{V}^{-\frac{1}{2}} \mathbf{c} = \mathbf{c}^T \mathbb{V}^{-\frac{1}{2}} (\sum_j \mathbb{V}_j) \mathbb{V}^{-\frac{1}{2}} \mathbf{c} = \mathbf{c}^T \mathbf{c} = 1$ because $\text{Cov}(\hat{\mathbf{r}}_j) = I_K$ for every j . To verify Lindeberg's condition, take any $\epsilon > 0$,

$$\sum_j E((\mathbf{d}_j^T \hat{\mathbf{r}}_j)^2 \mathbb{1}\{|\mathbf{d}_j^T \hat{\mathbf{r}}_j| \geq \epsilon\}) = \sum_j \mathbf{d}_j^T E(\hat{\mathbf{r}}_j \hat{\mathbf{r}}_j^T \mathbb{1}\{|\mathbf{d}_j^T \hat{\mathbf{r}}_j| \geq \epsilon\}) \mathbf{d}_j$$

$$\begin{aligned}
&\leq \sum_j \mathbf{d}_j^T E(\hat{\mathbf{r}}_j \hat{\mathbf{r}}_j^T \mathbb{1}\{\hat{\mathbf{r}}_j^T \hat{\mathbf{r}}_j > \frac{\epsilon}{\mathbf{d}_j^T \mathbf{d}_j}\}) \mathbf{d}_j \text{ by Cauchy Schwartz inequality} \\
&\leq \max_j \lambda_{\max} E(\hat{\mathbf{r}}_j \hat{\mathbf{r}}_j^T \mathbb{1}\{\hat{\mathbf{r}}_j^T \hat{\mathbf{r}}_j > \frac{\epsilon}{\mathbf{d}_j^T \mathbf{d}_j}\}) \sum_j \mathbf{d}_j^T \mathbf{d}_j \\
&\leq \max_j \lambda_{\max} E(\hat{\mathbf{r}}_j \hat{\mathbf{r}}_j^T \mathbb{1}\{\hat{\mathbf{r}}_j^T \hat{\mathbf{r}}_j > \frac{\epsilon}{\max_j \mathbf{d}_j^T \mathbf{d}_j}\})
\end{aligned}$$

Let $T_n = \tilde{S}_n \text{diag}(\sqrt{\mu_{n1} + p}, \dots, \sqrt{\mu_{nk} + p})$. Note that

$$\begin{aligned}
\mathbf{d}_j^T \mathbf{d}_j &= \mathbf{c}^T \mathbb{V}^{-\frac{1}{2}} \mathbb{V}_j \mathbb{V}^{-\frac{1}{2}} \mathbf{c} \\
&\leq \lambda_{\max}(\mathbb{V}^{-\frac{1}{2}} \mathbb{V}_j \mathbb{V}^{-\frac{1}{2}}) \\
&= \lambda_{\max}(\mathbb{V}^{-\frac{1}{2}} T_n T_n^{-1} \mathbb{V}_j T_n^{-T} T_n^T \mathbb{V}^{-\frac{1}{2}}) \\
&\leq \lambda_{\max}\{(\mathbb{V}^{\frac{1}{2}} T_n^{-T} T_n^{-1} \mathbb{V}^{\frac{1}{2}})^{-1}\} \lambda_{\max}\{T_n^{-1} \mathbb{V}_j T_n^{-T}\} \\
&\leq \text{trace}\{(\mathbb{V}^{\frac{1}{2}} T_n^{-T} T_n^{-1} \mathbb{V}^{\frac{1}{2}})^{-1}\} \lambda_{\max}\{T_n^{-1} \mathbb{V}_j T_n^{-1}\} \\
&= \text{trace}\{\mathbb{V}^{-\frac{1}{2}} T_n T_n^T \mathbb{V}^{-\frac{1}{2}}\} \lambda_{\max}\{T_n^{-1} \mathbb{V}_j T_n^{-1}\} \\
&= \text{trace}\{T_n^T \mathbb{V}^{-1} T_n\} \lambda_{\max}\{T_n^{-1} \mathbb{V}_j T_n^{-1}\} \\
&= \text{trace}\{(T_n^{-1} \mathbb{V} T_n^{-T})^{-1}\} \lambda_{\max}\{T_n^{-1} \mathbb{V}_j T_n^{-1}\} \\
&\leq \text{trace}\{(T_n^{-1} \mathbb{V} T_n^{-T})^{-1}\} \lambda_{\max}(\mathbb{V}_j) / (\mu_{n,\min} + p)
\end{aligned}$$

where the first inequality uses the definition of maximum eigenvalue, and the second and the last inequality use Lemma S1, and the third inequality uses the fact that $\mathbb{V}^{\frac{1}{2}} T_n^{-T} T_n^{-1} \mathbb{V}^{\frac{1}{2}}$ is also positive definite. Because $T_n^{-1} \mathbb{V} T_n^{-T}$ is bounded by Lemma S2, $\text{trace}\{(T_n^{-1} \mathbb{V} T_n^{-T})^{-1}\}$ is bounded between 0 and ∞ . $\lambda_{\max}(\mathbb{V}_j) / (\mu_{n,\min} + p) \rightarrow 0$ by the assumption that $\max_j \frac{\gamma_{jk}^2}{\sigma_{X_{jk}}^2} / (\mu_{n,\min} + p) \rightarrow 0$ for every $k = 1, \dots, K$ i.e. all diagonal entries of \mathbb{V}_j grow at a rate slower than $\mu_{n,\min} + p$. Thus, $\max_j \mathbf{d}_j^T \mathbf{d}_j = o(1)$. Since $E(\hat{\mathbf{r}}_j \hat{\mathbf{r}}_j^T) = I$, we have

$$E(\hat{\mathbf{r}}_j \hat{\mathbf{r}}_j^T \mathbb{1}\{|\hat{\mathbf{r}}_j^T \hat{\mathbf{r}}_j| > \frac{\epsilon}{\max_j \mathbf{d}_j^T \mathbf{d}_j}\}) \rightarrow \mathbf{0}$$

for every j by the dominated convergence theorem. Because eigenvalues of a matrix are continuous functions of its entries, we have

$$\max_j \lambda_{\max} E(\hat{\mathbf{r}}_j \hat{\mathbf{r}}_j^T \mathbb{1}\{|\hat{\mathbf{r}}_j^T \hat{\mathbf{r}}_j| > \frac{\epsilon}{\max_j \mathbf{d}_j^T \mathbf{d}_j}\}) \rightarrow 0$$

Therefore, by the Lindeberg-CLT theorem, we have $s_p \xrightarrow{D} N(0, 1)$ holds as $p \rightarrow \infty$ for any $\mathbf{c} \in \mathbb{R}^K$ such that $\mathbf{c}^T \mathbf{c} = 1$. The desired result follows by applying the Cramer-Wald device theorem. \square

Lemma S7. Under Assumptions 1-2, if $\mu_{n,\min} / \sqrt{p} \rightarrow \infty$, $S_n^{-1}(\sum_j \hat{M}_j - (M_j + V_j)) S_n^{-T} \xrightarrow{P} \mathbf{0}$.

Proof. The proof is similar to that of Lemma S3. Recall the definitions $\tilde{\gamma}_j = \tilde{S}_n^{-1} \gamma_j$ and $\tilde{M}_j = \tilde{\gamma}_j \tilde{\gamma}_j^T \sigma_{Y_j}^{-2}$, and $\hat{\gamma}_j = \tilde{S}_n^{-1} \hat{\gamma}_j$, which satisfies $\hat{\gamma}_j \sim N(\tilde{\gamma}_j, \tilde{\Sigma}_{Xj})$ and

$$\tilde{\Sigma}_{Xj} = \tilde{S}_n^{-1} \Sigma_{Xj} \tilde{S}_n^{-T} = \begin{pmatrix} \tilde{\sigma}_{j11}^2 & \cdots & \tilde{\sigma}_{j1K}^2 \\ \vdots & \ddots & \vdots \\ \tilde{\sigma}_{jK1}^2 & \cdots & \tilde{\sigma}_{jKK}^2 \end{pmatrix}.$$

Note that

$$\begin{aligned}
& S_n^{-1} \left(\sum_j \hat{M}_j - (M_j + V_j) \right) S_n^{-T} = \\
& \text{diag} \left(\sqrt{\frac{1}{\mu_{n1}}}, \dots, \sqrt{\frac{1}{\mu_{nK}}} \right) \tilde{S}_n^{-1} \left\{ \sum_j \hat{M}_j - (M_j + V_j) \right\} \tilde{S}_n^{-T} \text{diag} \left(\sqrt{\frac{1}{\mu_{n1}}}, \dots, \sqrt{\frac{1}{\mu_{nK}}} \right) \\
& = \text{diag} \left(\sqrt{\frac{1}{\mu_{n1}}}, \dots, \sqrt{\frac{1}{\mu_{nK}}} \right) \left\{ \sum_j \hat{\gamma}_j \hat{\gamma}_j^T \sigma_{Y_j}^{-2} - \sum_j (\tilde{\gamma}_j \tilde{\gamma}_j^T + \tilde{\Sigma}_{X_j}) \right\} \text{diag} \left(\sqrt{\frac{1}{\mu_{n1}}}, \dots, \sqrt{\frac{1}{\mu_{nK}}} \right).
\end{aligned}$$

Consider its (t, s) element of the above matrix. For any $\epsilon > 0$, applying the Chebyshev's inequality, we have

$$P \left(\left| \frac{1}{\sqrt{\mu_{nt}\mu_{ns}}} \sum_j \{ \hat{\gamma}_{jt} \hat{\gamma}_{js} - (\tilde{\gamma}_{jt} \tilde{\gamma}_{js} + \tilde{\sigma}_{Y_j}^2) \} \right| \geq \epsilon \right) \leq \frac{1}{\epsilon^2} \text{Var} \left(\frac{1}{\sqrt{\mu_{nt}\mu_{ns}}} \sum_j \hat{\gamma}_{jt} \hat{\gamma}_{js} \sigma_{Y_j}^{-2} \right)$$

Using the moment properties of normal distributions and Cauchy-Schwarz inequality (see Lemma S3 for more details), we can show that

$$\text{Var} \left(\frac{1}{\sqrt{\mu_{nt}\mu_{ns}}} \sum_j \hat{\gamma}_{jt} \hat{\gamma}_{js} \sigma_{Y_j}^{-2} \right) \leq O \left(\frac{p(\tilde{\kappa}_t + \tilde{\kappa}_s) + p}{\mu_{nt}\mu_{ns}} \right)$$

where $p\tilde{\kappa}_t = \sum_j \tilde{\gamma}_{jt}^2 \sigma_{Y_j}^{-2}$. Because $p\tilde{\kappa}_k = \Theta(\mu_{nk})$ for every $k = 1, \dots, K$ (for the same reasoning as in the proof of Lemma S3), $O(\frac{p(\tilde{\kappa}_t + \tilde{\kappa}_s) + p}{\mu_{nt}\mu_{ns}})$ can be simplified to $O(\frac{\mu_{nt} + \mu_{ns} + p}{\mu_{nt}\mu_{ns}})$. Now because $\mu_{n,\min}$ grows faster than \sqrt{p} , we have $\text{Var}(\sum_j \hat{\gamma}_{jt} \hat{\gamma}_{js} \sigma_{Y_j}^{-2} / \sqrt{\mu_{nt}\mu_{ns}}) \rightarrow 0$ for every (t, s) entry. This completes the proof. \square

Lemma S8. Under Assumptions 1-2, if $\mu_{n,\min}/\sqrt{p} \rightarrow \infty$, $\mathcal{V}_{\text{adIVW}} = (\sum_j M_j)^{-1} \mathbb{V}(\sum_j M_j)^{-1} \rightarrow \mathbf{0}$

Proof. Let $T_n = \tilde{S}_n \text{diag}(\sqrt{\mu_{n1} + p}, \dots, \sqrt{\mu_{nK} + p})$. Note that

$$\begin{aligned}
& \left(\sum_j M_j \right)^{-1} \mathbb{V} \left(\sum_j M_j \right)^{-1} \\
& = S_n^{-T} \left(S_n^{-1} \left(\sum_j M_j \right) S_n^{-T} \right)^{-1} \left(S_n^{-1} \mathbb{V} S_n^{-T} \right) \left(S_n^{-1} \left(\sum_j M_j \right) S_n^{-T} \right)^{-1} S_n^{-1} \\
& = \tilde{S}_n^{-T} \text{diag} \left(\frac{1}{\sqrt{\mu_{n1}}}, \dots, \frac{1}{\sqrt{\mu_{nK}}} \right) \underbrace{\left(S_n^{-1} \left(\sum_j M_j \right) S_n^{-T} \right)^{-1} \text{diag} \left(\sqrt{\frac{\mu_{n1} + p}{\mu_{n1}}}, \dots, \sqrt{\frac{\mu_{nK} + p}{\mu_{nK}}} \right) (T_n^{-1} \mathbb{V} T_n^{-T})}_{A_1} \\
& \underbrace{\text{diag} \left(\sqrt{\frac{\mu_{n1} + p}{\mu_{n1}}}, \dots, \sqrt{\frac{\mu_{nK} + p}{\mu_{nK}}} \right) \left(S_n^{-1} \left(\sum_j M_j \right) S_n^{-T} \right)^{-1} \text{diag} \left(\frac{1}{\sqrt{\mu_{n1}}}, \dots, \frac{1}{\sqrt{\mu_{nK}}} \right) \tilde{S}_n^{-1}}_{A_1^T}
\end{aligned}$$

We know \tilde{S}_n^{-T} , \tilde{S}_n^{-1} , and $(S_n^{-1}(\sum_j M_j)S_n^{-T})^{-1}$ are all bounded by Assumption 2. By Lemma S2, $T_n^{-1} \mathbb{V} T_n^{-T}$ is also bounded. It then suffices to show A_1 and A_1^T are $o(1)$. Consider any (t, s) entry of the matrix A_1 , for $t, s = 1, \dots, K$. $A_{1[t,s]} = O(\sqrt{(\mu_{ns} + p)/(\mu_{ns}\mu_{nt})})$, which is $o(1)$ if $\mu_{n,\min}/\sqrt{p} \rightarrow \infty$. Thus, $(\sum_j M_j)^{-1} \mathbb{V}(\sum_j M_j)^{-1} \rightarrow \mathbf{0}$. \square

S3 Proofs

S3.1 The rate of σ_{Xjk}^2 and σ_{Yj}^2 , and justification for the boundedness of variance ratios $\sigma_{Xjk}^2/\sigma_{Yj}^2$

In Section 2 of the main text, we state that when only common variants are used, every entry in Σ_{Xj} and $\sigma_{Yj}^2, j = 1, \dots, p$ are $\Theta(1/n)$, where $n = \min(n_Y, n_{X1}, \dots, n_{XK})$. We now provide justifications. Similar argument can be used to show that when rare variants are used, entries in Σ_{Xj} and σ_{Yj}^2 converge to 0 at a rate slower than $1/n$.

From marginal regression, we have

$$\sigma_{Yj}^2 = \frac{\text{Var}(Y) - \Gamma_j^2 \text{Var}(Z_j)}{n_Y \text{Var}(Z_j)}, \quad \sigma_{Xjk}^2 = \frac{\text{Var}(X_k) - \gamma_{jk}^2 \text{Var}(Z_j)}{n_{Xk} \text{Var}(Z_j)} \quad (\text{S5})$$

Because $\text{Var}(Y) \geq \sum_j \Gamma_j^2 \text{Var}(Z_j)$ and $\text{Var}(X_k) \geq \sum_j \gamma_{jk}^2 \text{Var}(Z_j)$ holds for every $k = 1, \dots, K$, the approximations $\sigma_{Yj}^2 \approx \frac{\text{Var}(Y)}{n_Y \text{Var}(Z_j)}$ and $\sigma_{Xjk}^2 \approx \frac{\text{Var}(X_k)}{n_{Xk} \text{Var}(Z_j)}$ for $k = 1, \dots, K$ are reasonable when p is large and no single IV dominates the summation over j .

When only common variants are used, $\text{Var}(Z_j) = \Theta(1)$. $\text{Var}(Y)$ and $\text{Var}(X_k), k = 1, \dots, K$ are also $\Theta(1)$. Provided that the sample sizes $n_Y, n_{Xk}, k = 1, \dots, K$ diverge to infinity at the same rate, which is assumed in Assumption 1(i), we get $\sigma_{Yj}^2 = \Theta(1/n)$ and $\sigma_{Xjk}^2 = \Theta(1/n)$. In the general case with either common or rare variants, we can see that the ratio between σ_{Yj}^2 and σ_{Xjk}^2 is bounded between 0 and infinity, provided that $\text{Var}(Y)$ and $\text{Var}(X_k), k = 1, \dots, K$ are bounded and the sample sizes $n_Y, n_{Xk}, k = 1, \dots, K$ diverge to infinity at the same rate. This makes it reasonable to assume the boundedness of the variance ratios $\sigma_{Xjk}^2/\sigma_{Yj}^2$.

S3.2 Existence of an S_n satisfying Assumption 2

In this subsection, we want to show there is always an S_n matrix that satisfies Assumption 2.

Take the eigen-decomposition of $\sum_j \gamma_j \gamma_j^T \sigma_{Yj}^{-2} = U_n \Lambda_n U_n^T$, where $\Lambda_n = \text{diag}(\lambda_{n1}, \dots, \lambda_{nK})$ and $\lambda_{n1} \geq \dots \geq \lambda_{nK}$. We argue that $S_n = U_n \text{diag}(\sqrt{\lambda_{n1}}, \dots, \sqrt{\lambda_{nK}})$ satisfies the two conditions in Assumption 2.

First, $\tilde{S}_n = U_n$ is bounded elementwise because U_n is the matrix of eigenvectors. Because $U_n U_n^T = I_K$, the smallest eigenvalue of $\tilde{S}_n \tilde{S}_n^T$ is always 1, and hence is bounded away from 0.

Second, $S_n^{-1} \sum_j \gamma_j \gamma_j^T \sigma_{Yj}^{-2} S_n^{-T} = I_K$. Hence, it is bounded and its minimum eigenvalue is bounded away from 0.

S3.3 Positive definiteness of $S_n^{-1} \left\{ \sum_{j=1}^p \gamma_j \gamma_j^T \sigma_{Yj}^{-2} \right\} S_n^{-T}$ in the illustrative example for Assumption 2

In the main text, we consider an example where two exposures X_1 and X_2 are both strongly predicted by a common set of SNPs, but either one of them has weak conditional associations with the SNPs given the other. To complete this example, we show that when

$\mu_{n1} = p$ and $\mu_{n2} = n$,

$$S_n^{-1} \left\{ \sum_{j=1}^p \gamma_j \gamma_j^T \sigma_{Yj}^{-2} \right\} S_n^{-T} = \frac{1}{\text{var}(Y)} \begin{pmatrix} \frac{c^2 p}{\mu_{n1}} & \frac{c\sqrt{n} \sum_{j=1}^p \gamma_{j1}}{\sqrt{\mu_{n1} \mu_{n2}}} \\ \frac{c\sqrt{n} \sum_{j=1}^p \gamma_{j1}}{\sqrt{\mu_{n1} \mu_{n2}}} & \frac{n \sum_{j=1}^p \gamma_{j1}^2}{\mu_{n2}} \end{pmatrix} = \frac{1}{\text{var}(Y)} \begin{pmatrix} c^2 & \frac{c \sum_{j=1}^p \gamma_{j1}}{\sqrt{p}} \\ \frac{c \sum_{j=1}^p \gamma_{j1}}{\sqrt{p}} & \sum_{j=1}^p \gamma_{j1}^2 \end{pmatrix}$$

is bounded element-wise with the smallest eigenvalue bounded away from 0.

The element-wise boundedness is from the condition that $\sum_{j=1}^p \gamma_{j1}^2 = \Theta(1)$ and $\sum_{j=1}^p \gamma_{j1} \leq C$. Moreover, the determinant of $S_n^{-1} \left\{ \sum_{j=1}^p \gamma_j \gamma_j^T \sigma_{Yj}^{-2} \right\} S_n^{-T}$ is

$$\frac{c^2}{\text{var}(Y)} \left[\sum_{j=1}^p \gamma_{j1}^2 - \frac{1}{p} \left(\sum_{j=1}^p \gamma_{j1} \right)^2 \right] \geq 0$$

by the Cauchy-Schwarz inequality, with equality holds when all γ_{j1} 's are equal to each other, which cannot be true under the condition that $\sum_{j=1}^p \gamma_{j1}^2 = \Theta(1)$ and $\sum_{j=1}^p \gamma_{j1} \leq C$. Hence, the determinant must be positive, implying that the smallest eigenvalue of that matrix is bounded away from 0.

S3.4 Connection between $\sum_j \gamma_j \gamma_j^T \sigma_{Yj}^{-2}$ and $\sum_j \Omega_j^{-1} \gamma_j \gamma_j^T \Omega_j^{-T}$

We establish the connection between $\sum_j \gamma_j \gamma_j^T \sigma_{Yj}^{-2}$ and $\sum_j \Omega_j^{-1} \gamma_j \gamma_j^T \Omega_j^{-T}$, the latter of which is referred to as the IV strength matrix in Section 3 of the main text. Specifically, we aim to show that for any S_n satisfying Assumption 2, if $S_n^{-1} \left(\sum_j \gamma_j \gamma_j^T \sigma_{Yj}^{-2} \right) S_n^{-T}$ is bounded element-wise and its minimum eigenvalue is bounded away from zero, then $Q_n^{-1} \left(\sum_j \Omega_j^{-1} \gamma_j \gamma_j^T \Omega_j^{-T} \right) Q_n^{-T}$ is also bounded element-wise and its minimum eigenvalue is bounded away from 0, where

$$Q_n = \tilde{Q}_n \text{diag}(\sqrt{\mu_{n1}}, \dots, \sqrt{\mu_{nK}}) = \Sigma^{-\frac{1}{2}} D_n^{-1} \tilde{S}_n \text{diag}(\sqrt{\mu_{n1}}, \dots, \sqrt{\mu_{nK}})$$

and

$$D_n = \text{diag}\left(\sqrt{\frac{n_Y \text{Var}(X_1)}{n_{X1} \text{Var}(Y)}}, \dots, \sqrt{\frac{n_Y \text{Var}(X_K)}{n_{XK} \text{Var}(Y)}}\right),$$

and Σ is the shared correlation matrix.

We now justify this claim. First, the matrix \tilde{Q}_n satisfies Assumption 2(i). \tilde{Q}_n is bounded because $\Sigma^{-\frac{1}{2}}$, D_n^{-1} and \tilde{S}_n are all bounded. The boundedness of D_n^{-1} is by Assumption 1 that all sample sizes diverge to infinity at the same rate. Furthermore, $\tilde{Q}_n \tilde{Q}_n^T$ has the minimum eigenvalue bounded away from 0. This is because,

$$\begin{aligned} \lambda_{\min}(\tilde{Q}_n \tilde{Q}_n^T) &= \lambda_{\min}(\Sigma^{-\frac{1}{2}} D_n^{-1} \tilde{S}_n \tilde{S}_n^T D_n^{-1} \Sigma^{-\frac{1}{2}}) \\ &\geq \lambda_{\min}(\tilde{S}_n \tilde{S}_n^T) \lambda_{\min}(D_n^{-1} D_n^{-1}) \lambda_{\min}(\Sigma^{-1}) > 0 \end{aligned}$$

where we use Lemma S1 twice and Assumption 2(i) that $\tilde{S}_n \tilde{S}_n^T$ has minimum eigenvalue bounded away from 0, and that D_n and Σ are both positive definite and bounded.

Next, we show that $Q_n^{-1} \left(\sum_j \Omega_j^{-1} \gamma_j \gamma_j^T \Omega_j^{-T} \right) Q_n^{-T}$ is bounded element-wise and its minimum eigenvalue is bounded away from 0. Note that

$$Q_n^{-1} \left(\sum_j \Omega_j^{-1} \gamma_j \gamma_j^T \Omega_j^{-T} \right) Q_n^{-T} = Q_n^{-1} \left(\sum_j (\Omega_j \sigma_{Yj}^{-1})^{-1} \gamma_j \gamma_j^T \sigma_{Yj}^{-2} (\Omega_j \sigma_{Yj}^{-1})^{-1} \right) Q_n^{-T}$$

$$\begin{aligned}
&= S_n^{-1} D_n \Sigma^{\frac{1}{2}} \left(\sum_j \Sigma^{-\frac{1}{2}} D_j^{-1} \gamma_j \gamma_j^T \sigma_{Yj}^{-2} D_j^{-1} \Sigma^{-\frac{1}{2}} \right) \Sigma^{\frac{1}{2}} D_n S_n^{-T} \\
&= S_n^{-1} D_n \left(\sum_j D_j^{-1} \gamma_j \gamma_j^T \sigma_{Yj}^{-2} D_j^{-1} \right) D_n S_n^{-T}
\end{aligned}$$

where $D_j = \text{diag}(\sigma_{Xj1}/\sigma_{Yj}, \dots, \sigma_{XjK}/\sigma_{Yj})$. By Assumption 1 and the result from Section S3.1, $\sigma_{Xjk}/\sigma_{Yj} \approx \sqrt{(n_Y \text{Var}(X_k))/(n_{Xk} \text{Var}(Y))}$ and it is bounded between 0 and infinity for every j and k . That is, we have $D_j \approx D_n$ for every j . Hence,

$$\begin{aligned}
Q_n^{-1} \left(\sum_j \Omega_j^{-1} \gamma_j \gamma_j^T \Omega_j^{-T} \right) Q_n^{-T} &= S_n^{-1} D_n \left(\sum_j D_j^{-1} \gamma_j \gamma_j^T \sigma_{Yj}^{-2} D_j^{-1} \right) D_n S_n^{-T} \\
&\approx S_n^{-1} \left(\sum_j \gamma_j \gamma_j^T \sigma_{Yj}^{-2} \right) S_n^{-T}
\end{aligned}$$

The boundedness of entries in $Q_n^{-1} \left(\sum_j \Omega_j^{-1} \gamma_j \gamma_j^T \Omega_j^{-T} \right) Q_n^{-T}$ and the boundedness of its minimum eigenvalue follows from the condition that $S_n^{-1} \left(\sum_j \gamma_j \gamma_j^T \sigma_{Yj}^{-2} \right) S_n^{-T}$ is bounded element-wise and its minimum eigenvalue is bounded away from zero.

Note that the sequence $\mu_{n1}, \dots, \mu_{nK}$ are shared in the definition of S_n and Q_n . Therefore, the above result suggests that $\sum_j \gamma_j \gamma_j^T \sigma_{Yj}^{-2}$ and $\sum_j \Omega_j^{-1} \gamma_j \gamma_j^T \Omega_j^{-T}$ have the same rates of divergence.

S3.5 Proof of the minimum eigenvalues of $\sum_j \gamma_j \gamma_j^T \sigma_{Yj}^{-2}$ and $\sum_j \Omega_j^{-1} \gamma_j \gamma_j^T \Omega_j^{-T}$ are $\Theta(\mu_{n,\min})$

In this subsection, we prove that the minimum eigenvalue $\lambda_{n,\min}$ of $\sum_j \gamma_j \gamma_j^T \sigma_{Yj}^{-2}$ is $\Theta(\mu_{n,\min})$ by contradiction.

First take the eigen-decomposition of $\sum_j \gamma_j \gamma_j^T \sigma_{Yj}^{-2} = U_n \Lambda_n U_n^T$, where $\Lambda_n = \text{diag}(\lambda_{n1}, \dots, \lambda_{nK})$ and $\lambda_{n1} \geq \dots \geq \lambda_{nK} = \lambda_{n,\min}$. Then,

$$\begin{aligned}
S_n^{-1} \left(\sum_j \gamma_j \gamma_j^T \sigma_{Yj}^{-2} \right) S_n^{-T} &= \text{diag}\left(\frac{1}{\sqrt{\mu_{n,1}}}, \dots, \frac{1}{\sqrt{\mu_{n,K}}}\right) \tilde{S}_n^{-1} U_n \Lambda_n U_n^T \tilde{S}_n^{-T} \text{diag}\left(\frac{1}{\sqrt{\mu_{n,1}}}, \dots, \frac{1}{\sqrt{\mu_{n,K}}}\right) \\
&= \text{diag}\left(\frac{1}{\sqrt{\mu_{n,1}}}, \dots, \frac{1}{\sqrt{\mu_{n,K}}}\right) \left(\sum_{k=1}^K \lambda_{nk} \mathbf{v}_k \mathbf{v}_k^T \right) \text{diag}\left(\frac{1}{\sqrt{\mu_{n,1}}}, \dots, \frac{1}{\sqrt{\mu_{n,K}}}\right)
\end{aligned}$$

where $\mathbf{v}_k = (v_{k1}, \dots, v_{kK})$ corresponds to the k -th column of the matrix $\tilde{S}_n^{-1} U_n$. We further simplify the above display as

$$S_n^{-1} \left(\sum_j \gamma_j \gamma_j^T \sigma_{Yj}^{-2} \right) S_n^{-T} = \sum_{k=1}^K \lambda_{nk} \bar{\mathbf{v}}_k \bar{\mathbf{v}}_k^T$$

where $\bar{\mathbf{v}}_k = (v_{k1}/\sqrt{\mu_{n1}}, \dots, v_{kK}/\sqrt{\mu_{nK}})$.

Now consider two scenarios: (1) $\lambda_{n,\min}/\mu_{n,\min} \rightarrow \infty$ and (2) $\lambda_{n,\min} = o(\mu_{n,\min})$. Let m^*

denote the index such that $\mu_{nm^*} = \mu_{n,min}$

For scenario (1), the (m^*, m^*) -entry of $S_n^{-1} \left(\sum_j \gamma_j \gamma_j^T \sigma_{Yj}^{-2} \right) S_n^{-T}$ is $\sum_{k=1}^K \lambda_{nk} v_{km^*}^2 / \mu_{nm^*}$. By the boundedness of \tilde{S}_n in Assumption 2 and the boundedness of eigenvectors U_n , \mathbf{v}_k is bounded for all k . Now, because we assume $\lambda_{n,min} / \mu_{n,min} \rightarrow \infty$ (i.e., $\lambda_{nk} / \mu_{nm^*} \rightarrow \infty$ for all k), we have $\sum_{k=1}^K \lambda_{nk} v_{km^*}^2 / \mu_{nm^*} \rightarrow \infty$, which contradicts Assumption 2 that $S_n^{-1} \left(\sum_j \gamma_j \gamma_j^T \sigma_{Yj}^{-2} \right) S_n^{-T}$ is bounded.

For scenario (2), if $\lambda_{n,min} = o(\mu_{n,min})$ (i.e., $\lambda_{nK} = o(\mu_{n,min})$), $\lambda_{nK} / \mu_{nk} \rightarrow 0$ for all k . Because \mathbf{v}_k is bounded for all k , we have $\lambda_{nK} \bar{\mathbf{v}}_K \bar{\mathbf{v}}_K^T \rightarrow \mathbf{0}$. Then,

$$S_n^{-1} \left(\sum_j \gamma_j \gamma_j^T \sigma_{Yj}^{-2} \right) S_n^{-T} = \sum_{k=1}^{K-1} \lambda_{nk} \bar{\mathbf{v}}_k \bar{\mathbf{v}}_k^T + o(1)$$

which is the sum of $K-1$ rank-one $K \times K$ matrices and a remainder matrix whose entries are $o(1)$. We know the minimum eigenvalue of $\sum_{k=1}^{K-1} \lambda_{nk} \bar{\mathbf{v}}_k \bar{\mathbf{v}}_k^T$ is 0 and the maximum eigenvalue of the remainder matrix is $o(1)$. As a result, by Weyl's inequality, the minimum eigenvalue of $S_n^{-1} \left(\sum_j \gamma_j \gamma_j^T \sigma_{Yj}^{-2} \right) S_n^{-T}$ goes to 0 as $p \rightarrow \infty$, which contradicts Assumption 2 that the minimum eigenvalue of $S_n^{-1} \left(\sum_j \gamma_j \gamma_j^T \sigma_{Yj}^{-2} \right) S_n^{-T}$ is bounded away from 0. Therefore, it has to be true that $\lambda_{n,min} = \Theta(\mu_{n,min})$.

To show the minimum eigenvalue of $\sum_j \Omega_j^{-1} \gamma_j \gamma_j^T \Omega_j^{-T}$ is $\Theta(\mu_{n,min})$, we utilize the result from S3.4, and then the proof is almost identical and hence omitted.

S3.6 Proof of $\mu_{n,min} \rightarrow \infty$ implying that $nh_k^2 \rightarrow \infty$ for every k , where h_k^2 is the proportion of variance of X_k explained by the p SNPs

As discussed after Assumption 2 and justified in Section S3.5, the minimum eigenvalue λ_{min} of $\sum_j \gamma_j \gamma_j^T \sigma_{Yj}^{-2}$ is $\Theta(\mu_{n,min})$. By the definition of the minimum eigenvalue of a symmetric matrix (see Lemma S1), we know $\lambda_{min} \leq e_k^T \left(\sum_j \gamma_j \gamma_j^T \sigma_{Yj}^{-2} \right) e_k = \sum_j \gamma_{jk}^2 \sigma_{Yj}^{-2}$ for every k , where e_k is a vector of zeros with the k -th entry being 1. Thus, $\sum_j \gamma_{jk}^2 \sigma_{Yj}^{-2} \geq \Theta(\mu_{n,min})$ for every k . Then, because $\sigma_{Xjk}^2 / \sigma_{Yj}^2$ is bounded away from 0 and ∞ , $\sum_j \gamma_{jk}^2 / \sigma_{Xjk}^2 = \Theta(\sum_j \gamma_{jk}^2 \sigma_{Yj}^{-2}) \rightarrow \infty$ as $\mu_{n,min} \rightarrow \infty$ holds for every k .

Next, using the equations in (S5), we have for every k

$$\sum_j \frac{\gamma_{jk}^2}{\sigma_{Xjk}^2} = n_{Xk} \sum_j \frac{\gamma_{jk}^2 \text{Var}(Z_j)}{\text{Var}(X_k) - \gamma_{jk}^2 \text{Var}(Z_j)} \approx n_{Xk} \sum_j \frac{\gamma_{jk}^2 \text{Var}(Z_j)}{\text{Var}(X_k)} = n_{Xk} h_k^2 = \Theta(n) h_k^2$$

Therefore, $\mu_{n,min} \rightarrow \infty$ implies $nh_k^2 \rightarrow \infty$ for every k . The approximation is reasonable because each $\gamma_{jk}^2 \text{Var}(Z_j)$ is small compared with $\text{Var}(X_k)$.

S3.7 Connection of Assumption 2 to the concentration parameter in the individual-level data setting

To draw the connection, we assume the following simultaneous equations model (Chao and Swanson (2005)):

$$X_n = Z_n \Pi_n + V_n \quad (\text{S6})$$

$$y_n = X_n \beta_0 + u_n \quad (\text{S7})$$

where y_n is an $n \times 1$ vector of observations on the outcome, X_n is an $n \times K$ matrix of observations of the exposures, Z_n is an $n \times p$ matrix of observations on the p instrument variables, Π_n is an $p \times K$ coefficient matrix, and u_n and V_n are, respectively, an $n \times 1$ vector and an $n \times K$ matrix of random noises. We assume that the vector $(u_i, v_i)^T$, where u_i and v_i^T are respectively the i th component of u_n and the i th row of V_n , are independent and identically distributed with mean $\mathbf{0}$ and the positive definite variance-covariance matrix which can be partitioned as

$$\begin{pmatrix} \sigma_{uu} & \sigma_{uV}^T \\ \sigma_{Vu} & \Sigma_{VV} \end{pmatrix}.$$

We want to establish that for any S_n satisfying Assumption 2, if $S_n^{-1} \sum_j \gamma_j \gamma_j^T \sigma_{Yj}^{-2} S_n^{-T}$ is element-wise bounded with smallest eigenvalue bounded away from 0, then $S_n^{-1} \Pi_n^T Z_n^T Z_n \Pi_n S_n^{-T}$ is also bounded with smallest eigenvalue bounded away from 0 almost surely. This can further imply that the smallest eigenvalue of the concentration parameter $\Sigma_{VV}^{-\frac{1}{2}} \Pi_n^T Z_n^T Z_n \Pi_n \Sigma_{VV}^{-\frac{1}{2}}$ grows at a rate of $\mu_{n,\min}$ (defined in Assumption 2) almost surely. Thus, we can interpret $\mu_{n,\min}$ as the rate at which the smallest eigenvalue of the concentration parameter grows as n increases.

Next, we prove the above claims under model (S6)-(S7) and the following conditions:

- (1) For $j = 1, \dots, p$, σ_{Yj}^2 is known and $\sigma_{Yj}^2 \approx \frac{\text{Var}(Y)}{n \text{Var}(Z_j)}$ as shown in Section S3.1.
- (2) $\text{Var}(Y) = \Theta(1)$
- (3) p IVs are independent
- (4) There exists constants C_1 and C_2 such that $0 < C_1 \leq \underline{\lim}_{n \rightarrow \infty} (\min_{j \in [p]} \text{Var}(Z_j)) \leq \overline{\lim}_{n \rightarrow \infty} (\max_{j \in [p]} \text{Var}(Z_j)) \leq C_2 < \infty$, where $[p]$ denotes the set $\{1, \dots, p\}$
- (5) There exists constants D_1 and D_2 such that $0 < D_1 \leq \underline{\lim}_{n \rightarrow \infty} \lambda_{\min}(\frac{Z_n^T Z_n}{n}) \leq \overline{\lim}_{n \rightarrow \infty} \lambda_{\max}(\frac{Z_n^T Z_n}{n}) \leq D_2 < \infty$ almost surely.

First, when all IVs are independent, $\Pi_n^T = (\gamma_1, \dots, \gamma_p)$, and thus $S_n^{-1} \sum_j \gamma_j \gamma_j^T \sigma_{Yj}^{-2} S_n^{-T} = S_n^{-1} \Pi_n^T W \Pi_n S_n^{-T}$, where $W = \text{diag}(\sigma_{Y1}^{-2}, \dots, \sigma_{Yp}^{-2})$ denotes a diagonal matrix with diagonal entries being $\sigma_{Yj}^{-2}, j = 1, \dots, p$. According to Assumption 2 that $S_n^{-1} \Pi_n^T W \Pi_n S_n^{-T}$ has the smallest eigenvalue bounded away from 0, we know, there exist constants D_3, D_4 such that $0 < D_3 \leq \underline{\lim}_{n \rightarrow \infty} \lambda_{\min}(S_n^{-1} \Pi_n^T W \Pi_n S_n^{-T}) \leq \overline{\lim}_{n \rightarrow \infty} \lambda_{\max}(S_n^{-1} \Pi_n^T W \Pi_n S_n^{-T}) \leq D_4 < \infty$.

Next, note that $S_n^{-1} \Pi_n^T Z_n^T Z_n \Pi_n S_n^{-T} = S_n^{-1} \Pi_n^T W^{\frac{1}{2}} W^{-\frac{1}{2}} Z_n^T Z_n W^{-\frac{1}{2}} W^{\frac{1}{2}} \Pi_n S_n^{-T}$. Consider the inner matrix $W^{-\frac{1}{2}} Z_n^T Z_n W^{-\frac{1}{2}}$ which is of size $p \times p$. The (t, s) element of it

is $\sum_{i=1}^n Z_{it}Z_{is}\sigma_{Yt}\sigma_{Ys}$, where $t, s \in \{1, \dots, p\}$. Since $\sigma_{Yj}^2 \approx \frac{\text{Var}(Y)}{n\text{Var}(Z_j)}$ as shown in Section S3.1, we have that $W^{-\frac{1}{2}}Z_n^T Z_n W^{-\frac{1}{2}}$ can be approximated by $\text{Var}(Y)W_z^{-\frac{1}{2}}(\frac{1}{n}Z_n^T Z_n)W_z^{-\frac{1}{2}}$, where

$$W_z = \begin{pmatrix} \text{Var}(Z_1) & & \\ & \ddots & \\ & & \text{Var}(Z_p) \end{pmatrix}.$$

By the condition (4) and (5), we know for any $0 < \epsilon < \min(C_1, C_2, D_1, D_2)$, when n is large enough, we have

$$\begin{aligned} \lambda_{\min}(W_z^{-\frac{1}{2}}(\frac{1}{n}Z_n^T Z_n)W_z^{-\frac{1}{2}}) &\geq \lambda_{\min}(\frac{Z_n^T Z_n}{n})\lambda_{\min}(W_z^{-1}) \\ &= \lambda_{\min}(\frac{Z_n^T Z_n}{n})/\lambda_{\max}(W_z) \\ &> (D_1 - \epsilon)/(C_2 + \epsilon) > 0 \text{ a.s.}, \end{aligned}$$

and

$$\begin{aligned} \lambda_{\max}(W_z^{-\frac{1}{2}}(\frac{1}{n}Z_n^T Z_n)W_z^{-\frac{1}{2}}) &\leq \lambda_{\max}(\frac{Z_n^T Z_n}{n})\lambda_{\max}(W_z^{-1}) \\ &= \lambda_{\max}(\frac{Z_n^T Z_n}{n})/\lambda_{\min}(W_z) \\ &< (D_2 + \epsilon)/(C_1 - \epsilon) < \infty \text{ a.s.} \end{aligned}$$

The above derivations use Lemma S1. Since ϵ is arbitrary and $\text{Var}(Y) = \Theta(1)$, it follows that there exist constants D'_1 and D'_2 such that,

$$\begin{aligned} 0 < D'_1 &\leq \varliminf_{n \rightarrow \infty} \lambda_{\min}(W^{-\frac{1}{2}}Z_n^T Z_n W^{-\frac{1}{2}}) \\ &\leq \varlimsup_{n \rightarrow \infty} \lambda_{\max}(W^{-\frac{1}{2}}Z_n^T Z_n W^{-\frac{1}{2}}) \leq D'_2 < \infty \text{ a.s.} \end{aligned}$$

Then, for any $\epsilon > 0$, $\epsilon < \min(D'_1, D_3)$, when n is large enough, we have,

$$\begin{aligned} \lambda_{\min}(S_n^{-1}\Pi_n^T Z_n^T Z_n \Pi_n S_n^{-T}) &= \lambda_{\min}(S_n^{-1}\Pi_n^T W^{\frac{1}{2}}W^{-\frac{1}{2}}Z_n^T Z_n W^{-\frac{1}{2}}W^{\frac{1}{2}}\Pi_n S_n^{-T}) \\ &\geq \lambda_{\min}(S_n^{-1}\Pi_n^T W \Pi_n S_n^{-T})\lambda_{\min}(W^{-\frac{1}{2}}Z_n^T Z_n W^{-\frac{1}{2}}) \\ &> (D'_1 - \epsilon)(D_3 - \epsilon) > 0 \text{ a.s.} \end{aligned}$$

where the first inequality uses Lemma S1. It follows that $S_n^{-1}\Pi_n^T Z_n^T Z_n \Pi_n S_n^{-T}$ has smallest eigenvalue bounded away from 0 almost surely.

We next show that $S_n^{-1}\Pi_n^T Z_n^T Z_n \Pi_n S_n^{-T}$ is bounded almost surely. We use the fact that $\lambda_{\max}(S_n^{-1}\Pi_n^T W \Pi_n S_n^{-T})$ is bounded and $\lambda_{\max}(W^{-\frac{1}{2}}Z_n^T Z_n W^{-\frac{1}{2}})$ is bounded almost surely. Note that

$$\begin{aligned} \lambda_{\max}(S_n^{-1}\Pi_n^T Z_n^T Z_n \Pi_n S_n^{-T}) &= \lambda_{\max}(S_n^{-1}\Pi_n^T W^{\frac{1}{2}}W^{-\frac{1}{2}}Z_n^T Z_n W^{-\frac{1}{2}}W^{\frac{1}{2}}\Pi_n S_n^{-T}) \\ &\leq \lambda_{\max}(S_n^{-1}\Pi_n^T W \Pi_n S_n^{-T})\lambda_{\max}(W^{-\frac{1}{2}}Z_n^T Z_n W^{-\frac{1}{2}}) \\ &< \infty \end{aligned}$$

holds almost surely for large enough n .

Let e_t be a vector of length K with t th entry being 1 and the other entries being 0. We write the (t, s) entry of $S_n^{-1}\Pi_n^T Z_n^T Z_n \Pi_n S_n^{-T}$ as $e_t^T S_n^{-1}\Pi_n^T Z_n^T Z_n \Pi_n S_n^{-T} e_s$, and

$$\begin{aligned} |e_t^T S_n^{-1}\Pi_n^T Z_n^T Z_n \Pi_n S_n^{-T} e_s| &\leq \sqrt{e_t^T (S_n^{-1}\Pi_n^T Z_n^T Z_n \Pi_n S_n^{-T}) e_t} \sqrt{e_s^T (S_n^{-1}\Pi_n^T Z_n^T Z_n \Pi_n S_n^{-T}) e_s} \\ &\leq \lambda_{\max}(S_n^{-1}\Pi_n^T Z_n^T Z_n \Pi_n S_n^{-T}) \end{aligned}$$

$< \infty$

holds almost surely for large enough n . The first inequality follows from the Cauchy-Schwartz inequality.

Next, we want to establish that the concentration parameter $\Sigma_{VV}^{-\frac{1}{2}} \Pi_n^T Z_n^T Z_n \Pi_n \Sigma_{VV}^{-\frac{1}{2}}$ has the same rates of divergence as the $\sum_j \gamma_j \gamma_j^T \sigma_{Yj}^{-2}$, in the sense that there exists \tilde{Q}_n such that $Q_n = \tilde{Q}_n \text{diag}(\sqrt{\mu_{n1}}, \dots, \sqrt{\mu_{nK}})$ and $Q_n^{-1} \Sigma_{VV}^{-\frac{1}{2}} \Pi_n^T Z_n^T Z_n \Pi_n \Sigma_{VV}^{-\frac{1}{2}} Q_n^{-T}$ is bounded with smallest eigenvalue bounded away from 0 almost surely. To show this, we let $\tilde{Q}_n = \Sigma_{VV}^{-\frac{1}{2}} \tilde{S}_n$. Note that

$$Q_n^{-1} \Sigma_{VV}^{-\frac{1}{2}} \Pi_n^T Z_n^T Z_n \Pi_n \Sigma_{VV}^{-\frac{1}{2}} Q_n^{-T} = S_n^{-1} \Pi_n^T Z_n^T Z_n \Pi_n S_n^{-T},$$

where the right-hand side is bounded with the smallest eigenvalue bounded away from 0 almost surely as showed above.

Finally, following the same arguments as in S3.5 (i.e., first taking eigen-decomposition on $\Sigma_{VV}^{-\frac{1}{2}} \Pi_n^T Z_n^T Z_n \Pi_n \Sigma_{VV}^{-\frac{1}{2}}$ and then giving proof by contradiction), we can show that the smallest eigenvalue of $\Sigma_{VV}^{-\frac{1}{2}} \Pi_n^T Z_n^T Z_n \Pi_n \Sigma_{VV}^{-\frac{1}{2}}$ and $\mu_{n,min}$ have the same rate of divergence.

S3.8 Connection of our adjustment to Van Wieringen and Peeters (2016)

In the estimation of high dimensional precision matrices, when the dimension of the covariates is close to or exceeds the sample size, the sample covariance matrix faces a similar singularity issue as MV-dIVW's "denominator" $\sum_j \hat{M}_j - V_j$. Van Wieringen and Peeters (2016) introduced a precision matrix estimator $S/2 + \sqrt{S^2/4 + \phi}I$, where S is a positive semi-definite sample covariance matrix and I is the identity matrix. An eigen-decomposition demonstrates that their estimator essentially adjusts each eigenvalue λ of S to $\lambda/2 + \sqrt{\lambda^2/4 + \phi}$. In our case, the matrix $\sum_j \hat{M}_j - V_j$ takes the role of S . Interestingly, if we view this adjustment as a function of ϕ , our proposed adjustment (adjusting each eigenvalue λ to $\lambda + \phi\lambda^{-1}$) can be viewed as a first-order Taylor expansion of their adjustment.

S3.9 Proof of Theorem 1

In this section, we give proofs for Theorem 1 in the main paper.

S3.9.1 Proof of Theorem 1(a)

We aim to show that when $\mu_{n,min}/p^2 \rightarrow \infty$, $\mathbb{V}^{-\frac{1}{2}}(\sum_j M_j + V_j)(\hat{\beta}_{IVW} - \beta_0) \xrightarrow{D} N(\mathbf{0}, I_K)$ and $\hat{\beta}_{IVW}$ is consistent. Note that

$$\begin{aligned} \mathbb{V}^{-\frac{1}{2}}(\sum_j M_j + V_j)(\hat{\beta}_{IVW} - \beta_0) &= \mathbb{V}^{-\frac{1}{2}}(\sum_j M_j + V_j)(\sum_j \hat{M}_j)^{-1}(\sum_j \hat{\gamma}_j \hat{\Gamma}_j \sigma_{Yj}^{-2} - \hat{M}_j \beta_0 + V_j \beta_0) \\ &\quad - \mathbb{V}^{-\frac{1}{2}}(\sum_j M_j + V_j)(\sum_j \hat{M}_j)^{-1}(\sum_j V_j) \beta_0 \end{aligned}$$

$$\begin{aligned}
&= \underbrace{\mathbb{V}^{-\frac{1}{2}} \left(\sum_j M_j + V_j \right) \left(\sum_j \hat{M}_j \right)^{-1} \mathbb{V}^{\frac{1}{2}} \mathbb{V}^{-\frac{1}{2}} \left(\sum_j \hat{\gamma}_j \hat{\Gamma}_j \sigma_{Y_j}^{-2} - \hat{M}_j \beta_0 + V_j \beta_0 \right)}_{A_1} \\
&\quad - \underbrace{\mathbb{V}^{-\frac{1}{2}} \left(\sum_j M_j + V_j \right) \left(\sum_j \hat{M}_j \right)^{-1} \left(\sum_j V_j \right) \beta_0}_{A_2}
\end{aligned}$$

We analyze these two terms separately, and we aim to show that A_1 converges in distribution to $N(\mathbf{0}, I_K)$ and A_2 converges in probability to $\mathbf{0}$. Then, the asymptotic normality of the MV-IVW estimator follows by the Slutsky's theorem.

For A_1 , we have shown in Lemma S6 that $\mathbb{V}^{-\frac{1}{2}} \left(\sum_j \hat{\gamma}_j \hat{\Gamma}_j \sigma_{Y_j}^{-2} - \hat{M}_j \beta_0 + V_j \beta_0 \right) \xrightarrow{D} N(\mathbf{0}, I_K)$. We now show that

$$\mathbb{V}^{-\frac{1}{2}} \left(\sum_j M_j + V_j \right) \left(\sum_j \hat{M}_j \right)^{-1} \mathbb{V}^{\frac{1}{2}} \xrightarrow{P} I_K. \quad (\text{S8})$$

Note that

$$\mathbb{V}^{-\frac{1}{2}} \left(\sum_j \hat{M}_j \right) \left(\sum_j M_j + V_j \right)^{-1} \mathbb{V}^{\frac{1}{2}} = \mathbb{V}^{-\frac{1}{2}} \left(\sum_j \hat{M}_j - (M_j + V_j) \right) \left(\sum_j M_j + V_j \right)^{-1} \mathbb{V}^{\frac{1}{2}} + I_K$$

It suffices to show the first term on the right of above equation converges in probability to $\mathbf{0}$. Expand it as follows:

$$\mathbb{V}^{-\frac{1}{2}} T_n \left\{ T_n^{-1} \left(\sum_j \hat{M}_j - (M_j + V_j) \right) T_n^{-T} \right\} \left\{ T_n^{-1} \left(\sum_j M_j + V_j \right) T_n^{-T} \right\}^{-1} T_n^{-1} \mathbb{V}^{\frac{1}{2}}$$

We know from Lemma S2 that $(T_n^{-1} \left(\sum_j M_j + V_j \right) T_n^{-T})^{-1}$ is bounded, from Lemma S3 that $T_n^{-1} \left(\sum_j \hat{M}_j - (M_j + V_j) \right) T_n^{-T}$ converges in probability to $\mathbf{0}$. Because $T_n^{-1} \mathbb{V} T_n^{-T}$ is bounded with eigenvalues bounded away from 0 by Lemma S2, $\mathbb{V}^{-\frac{1}{2}} T_n$ and $T_n^{-1} \mathbb{V}^{\frac{1}{2}}$ are also bounded. Hence, $\mathbb{V}^{-\frac{1}{2}} \left(\sum_j \hat{M}_j \right) \left(\sum_j M_j + V_j \right)^{-1} \mathbb{V}^{\frac{1}{2}}$ converges in probability to I_K . By the continuous mapping theorem, we have $\mathbb{V}^{-\frac{1}{2}} \left(\sum_j M_j + V_j \right) \left(\sum_j \hat{M}_j \right)^{-1} \mathbb{V}^{\frac{1}{2}}$ also converges in probability to I_K . Lastly, by Slutsky's theorem, we have A_1 converges in distribution to $N(\mathbf{0}, I_K)$.

For A_2 , note that

$$\mathbb{V}^{-\frac{1}{2}} \left(\sum_j M_j + V_j \right) \left(\sum_j \hat{M}_j \right)^{-1} \left(\sum_j V_j \right) = \mathbb{V}^{-\frac{1}{2}} \left(\sum_j M_j + V_j \right) \left(\sum_j \hat{M}_j \right)^{-1} \mathbb{V}^{\frac{1}{2}} \mathbb{V}^{-\frac{1}{2}} \left(\sum_j V_j \right)$$

We have just shown in (S8) that $\mathbb{V}^{-\frac{1}{2}} \left(\sum_j M_j + V_j \right) \left(\sum_j \hat{M}_j \right)^{-1} \mathbb{V}^{\frac{1}{2}}$ converges in probability to I_K . By Lemma S4, we know $\mathbb{V}^{-\frac{1}{2}} \left(\sum_j V_j \right)$ converges to $\mathbf{0}$. Thus, the entire second term converges in probability to $\mathbf{0}$.

Applying the Slutsky's theorem, we get the desired asymptotic normality result. Consistency follows directly from Lemma S5 i.e., $\mathbb{V}_{\text{IVW}} = \left(\sum_j M_j + V_j \right)^{-1} \mathbb{V} \left(\sum_j M_j + V_j \right)^{-1} \rightarrow \mathbf{0}$.

S3.9.2 Consistency of variance estimators

We next prove $\mathbb{V}^{-\frac{1}{2}} \left(\sum_j M_j + V_j \right) (\hat{\beta}_{\text{IVW}} - \beta_0) \xrightarrow{D} N(\mathbf{0}, I_K)$ still holds if we replace $\sum_j M_j + V_j$ and \mathbb{V} respectively by $\sum_j \hat{M}_j$ and

$$\hat{\mathbb{V}} = \sum_j \{ (1 + \hat{\beta}_{\text{IVW}}^T V_j \hat{\beta}_{\text{IVW}}) \hat{M}_j + V_j \hat{\beta}_{\text{IVW}} \hat{\beta}_{\text{IVW}}^T V_j \}$$

Note that

$$\begin{aligned}
& \hat{\mathbb{V}}^{-1/2} \left(\sum_j \hat{M}_j \right) \left(\hat{\beta}_{\text{IVW}} - \beta_0 \right) \\
&= \hat{\mathbb{V}}^{-1/2} \left(\sum_j \hat{M}_j \right) \left(\sum_j M_j + V_j \right)^{-1} \mathbb{V}^{\frac{1}{2}} \mathbb{V}^{-\frac{1}{2}} \left(\sum_j M_j + V_j \right) \left(\hat{\beta}_{\text{IVW}} - \beta_0 \right) \\
&= \underbrace{\hat{\mathbb{V}}^{-1/2} \mathbb{V}^{\frac{1}{2}}}_{B_1} \underbrace{\mathbb{V}^{-\frac{1}{2}} \left(\sum_j \hat{M}_j \right) \left(\sum_j M_j + V_j \right)^{-1} \mathbb{V}^{\frac{1}{2}}}_{B_2} \underbrace{\mathbb{V}^{-\frac{1}{2}} \left(\sum_j M_j + V_j \right)}_{B_3} \left(\hat{\beta}_{\text{IVW}} - \beta_0 \right)
\end{aligned}$$

We have just shown in Section S3.9.1 that $B_2 \xrightarrow{P} I_K$ and $B_3 \xrightarrow{D} N(\mathbf{0}, I_K)$. It remains to show $B_1 \xrightarrow{P} I_K$.

Before that, we first show that $\mathbb{V}^{-\frac{1}{2}} \hat{\mathbb{V}} \mathbb{V}^{-\frac{1}{2}}$ converges in probability to I_K . Let $\hat{\mathbb{V}}' = \sum_j \{(1 + \beta_0^T V_j \beta_0) \hat{M}_j + V_j \beta_0 \beta_0^T V_j\}$. It is sufficient to show that $\mathbb{V}^{-\frac{1}{2}} \hat{\mathbb{V}}' \mathbb{V}^{-\frac{1}{2}}$ converges in probability to I_K , because the desired result follows by replacing β_0 with its consistent estimator $\hat{\beta}_{\text{IVW}}$, the consistency of which has already been established under the current setting. We can expand $\mathbb{V}^{-\frac{1}{2}} \hat{\mathbb{V}}' \mathbb{V}^{-\frac{1}{2}}$ as follows:

$$\mathbb{V}^{-\frac{1}{2}} \hat{\mathbb{V}}' \mathbb{V}^{-\frac{1}{2}} = \mathbb{V}^{-\frac{1}{2}} T_n \left\{ T_n^{-1} \hat{\mathbb{V}}' T_n^{-T} \right\} T_n^T \mathbb{V}^{-\frac{1}{2}}$$

Note that

$$T_n^{-1} \hat{\mathbb{V}}' T_n^{-T} = T_n^{-1} \mathbb{V} T_n^{-T} + T_n^{-1} \left\{ \sum_j (1 + \beta_0^T V_j \beta_0) (\hat{M}_j - (M_j + V_j)) \right\} T_n^{-T}$$

Then,

$$\mathbb{V}^{-\frac{1}{2}} \hat{\mathbb{V}}' \mathbb{V}^{-\frac{1}{2}} = I_K + \mathbb{V}^{-\frac{1}{2}} T_n \left\{ T_n^{-1} \left\{ \sum_j (1 + \beta_0^T V_j \beta_0) (\hat{M}_j - (M_j + V_j)) \right\} T_n^{-T} \right\} T_n^T \mathbb{V}^{-\frac{1}{2}}$$

Because $(1 + \beta_0^T V_j \beta_0) = \Theta(1)$ by Assumption 1 (i.e., $V_j = O(1)$), there exists a positive constant c such that $1 \leq 1 + \beta_0^T V_j \beta_0 \leq c$ for every j . Then, consider any (t, s) entry of $T_n^{-1} \left\{ \sum_j (\hat{M}_j - (M_j + V_j)) \right\} T_n^{-T}$ and $T_n^{-1} \left\{ \sum_j (1 + \beta_0^T V_j \beta_0) (\hat{M}_j - (M_j + V_j)) \right\} T_n^{-T}$, denoted respectively as $D_{1[t,s]}$ and $D_{2[t,s]}$. We know $|D_{1[t,s]}| \leq |D_{2[t,s]}| \leq c |D_{1[t,s]}|$. By Lemma S3, $D_{1[t,s]} \xrightarrow{P} 0$ for every $t, s = 1, \dots, K$. Thus, $T_n^{-1} \left\{ \sum_j (1 + \beta_0^T V_j \beta_0) (\hat{M}_j - (M_j + V_j)) \right\} T_n^{-T}$ converges in probability to $\mathbf{0}$ as well. Finally, because $\mathbb{V}^{-\frac{1}{2}} T_n$ is bounded, $\mathbb{V}^{-\frac{1}{2}} \hat{\mathbb{V}}' \mathbb{V}^{-\frac{1}{2}}$ converges in probability to I_K . Hence, $\mathbb{V}^{-\frac{1}{2}} \hat{\mathbb{V}} \mathbb{V}^{-\frac{1}{2}} \xrightarrow{P} I_K$.

Then, applying the continuous mapping theorem, we have $\mathbb{V}^{\frac{1}{2}} \hat{\mathbb{V}}^{-1} \mathbb{V}^{\frac{1}{2}} \xrightarrow{P} I_K$. That is, $B_1 B_1^T \xrightarrow{P} I_K$. In other words, B_1 is an orthogonal matrix with probability tending 1. As a result, $B_1^{-1} = B_1^T$ with probability tending 1. This implies

$$B_1^{-1} = \mathbb{V}^{-\frac{1}{2}} \hat{\mathbb{V}}^{1/2} = \mathbb{V}^{\frac{1}{2}} \hat{\mathbb{V}}^{-1/2} = B_1^T$$

with probability tending 1. From this equality, we conclude that $\mathbb{V} = \hat{\mathbb{V}}$ with probability tending 1. Therefore, $B_1 \xrightarrow{P} I_K$. This concludes the proof.

S3.9.3 Proof of Theorem 1(b)

We aim to show $\hat{\beta}_{\text{IVW}} - \beta_0 \xrightarrow{P} 0$ when $\mu_{n,\min}/p \rightarrow \infty$. Note that

$$\begin{aligned} \hat{\beta}_{\text{IVW}} - \beta_0 &= \left(\sum_j M_j + V_j \right)^{-1} \mathbb{V}^{\frac{1}{2}} \mathbb{V}^{-\frac{1}{2}} \left(\sum_j M_j + V_j \right) (\hat{\beta}_{\text{IVW}} - \beta_0) \\ &= \underbrace{\left(\sum_j M_j + V_j \right)^{-1} \mathbb{V}^{\frac{1}{2}} \mathbb{V}^{-\frac{1}{2}} \left(\sum_j M_j + V_j \right) \left(\sum_j \hat{M}_j \right)^{-1} \mathbb{V}^{\frac{1}{2}} \mathbb{V}^{-\frac{1}{2}} \left(\sum_j \hat{\gamma}_j \hat{\Gamma}_j \sigma_{Y_j}^{-2} - \hat{M}_j \beta_0 + V_j \beta_0 \right)}_{A_1} \\ &\quad - \underbrace{\left(\sum_j \hat{M}_j \right)^{-1} \left(\sum_j V_j \right) \beta_0}_{A_2} \end{aligned}$$

We want to show that both A_1 and A_2 converge in probability to $\mathbf{0}$. For A_1 , from (S8) in the proof of Theorem 1(a), $\mathbb{V}^{-\frac{1}{2}} \left(\sum_j M_j + V_j \right) \left(\sum_j \hat{M}_j \right)^{-1} \mathbb{V}^{\frac{1}{2}}$ converges in probability to I_K . Let $\hat{\theta} = \mathbb{V}^{-\frac{1}{2}} \left(\sum_j \hat{\gamma}_j \hat{\Gamma}_j \sigma_{Y_j}^{-2} - \hat{M}_j \beta_0 + V_j \beta_0 \right)$. We know $E(\hat{\theta}) = \mathbf{0}$ and $\text{Var}(\hat{\theta}) = I_K$. Then, for any $\epsilon > 0$, there exists a large enough constant M such that

$$P(\|\hat{\theta}\|_2^2 > M) \leq \frac{E(\hat{\theta}^T \hat{\theta})}{M} = \frac{K}{M} < \epsilon$$

where the first inequality uses the Markov inequality, so $\hat{\theta}$ is bounded in probability, i.e., $O_p(1)$. Because $\mathbb{V}_{\text{IVW}} \rightarrow \mathbf{0}$ by Lemma S5, we have $\left(\sum_j M_j + V_j \right)^{-1} \mathbb{V}^{\frac{1}{2}} \rightarrow \mathbf{0}$ and hence A_1 converges in probability to $\mathbf{0}$.

To show A_2 also converges to $\mathbf{0}$, first note that $\left(\sum_j V_j \right) \beta_0 / p = O(1)$ by the boundedness of variance ratios between $\sigma_{X_{jk}}^2$ and $\sigma_{Y_j}^2$ from Assumption 1. Hence, it suffices to show that $p \left(\sum_j \hat{M}_j \right)^{-1} \xrightarrow{P} \mathbf{0}$. To this end, we write $p \left(\sum_j \hat{M}_j \right)^{-1}$ as

$$\begin{aligned} p \left(\sum_j \hat{M}_j \right)^{-1} &= p T_n^{-T} \left\{ T_n^{-1} \left(\sum_j \hat{M}_j \right) T_n^{-T} \right\}^{-1} T_n^{-1} \\ &= (\sqrt{p} T_n^{-T}) \left\{ T_n^{-1} \left(\sum_j \hat{M}_j - (M_j + V_j) \right) T_n^{-T} + T_n^{-1} \left(\sum_j M_j + V_j \right) T_n^{-T} \right\}^{-1} (\sqrt{p} T_n^{-1}) \end{aligned}$$

By Lemma S2, we know $T_n^{-1} \left(\sum_j M_j + V_j \right) T_n^{-T}$ is bounded with minimum eigenvalue bounded away from 0. By Lemma S3, we know $T_n^{-1} \left(\sum_j \hat{M}_j - (M_j + V_j) \right) T_n^{-T}$ converges in probability to $\mathbf{0}$. Hence, $T_n^{-1} \left(\sum_j \hat{M}_j \right) T_n^{-T}$ is bounded in probability with the smallest eigenvalue bounded away from 0 with probability tending 1. Lastly, both terms $\sqrt{p} T_n^{-T}$ and $\sqrt{p} T_n^{-1}$ go to $\mathbf{0}$ when $\mu_{n,\min}/p \rightarrow \infty$, because,

$$\sqrt{p} T_n^{-T} = \tilde{S}_n^{-T} \text{diag} \left(\sqrt{\frac{p}{\mu_{n1} + p}}, \dots, \sqrt{\frac{p}{\mu_{nK} + p}} \right) \quad (\text{S9})$$

Therefore, $p \left(\sum_j \hat{M}_j \right)^{-1} \xrightarrow{P} \mathbf{0}$, and hence A_2 also converges in probability to $\mathbf{0}$. This establishes the consistency.

S3.9.4 Proof of Theorem 1(c)

We aim to show that when $\mu_{n,\min}/p \rightarrow \tau \in [0, \infty)$, $\hat{\beta}_{\text{IVW}} - (\sum_j M_j + V_j)^{-1}(\sum_j M_j)\beta_0 \xrightarrow{P} \mathbf{0}$. Note that

$$\begin{aligned} \hat{\beta}_{\text{IVW}} - (\sum_j M_j + V_j)^{-1}(\sum_j M_j)\beta_0 &= \hat{\beta}_{\text{IVW}} - \beta_0 + (\sum_j \hat{M}_j)^{-1}(\sum_j V_j)\beta_0 - (\sum_j \hat{M}_j)^{-1}(\sum_j V_j)\beta_0 + (\sum_j M_j + V_j)^{-1}(\sum_j V_j)\beta_0 \\ &= \underbrace{\hat{\beta}_{\text{IVW}} - \beta_0 + (\sum_j \hat{M}_j)^{-1}(\sum_j V_j)\beta_0}_{A_1} + \underbrace{\left\{ (\sum_j M_j + V_j)^{-1} - (\sum_j \hat{M}_j)^{-1} \right\}(\sum_j V_j)\beta_0}_{A_2} \end{aligned}$$

From Theorem 1(b), we know A_1 converges in probability to $\mathbf{0}$. This is true even when $\mu_{n,\min}/p \rightarrow \tau \in [0, \infty)$. It then suffices to show A_2 converges in probability to $\mathbf{0}$. Since $(\sum_j V_j)\beta_0/p = O(1)$, we want to establish

$$p \left\{ (\sum_j M_j + V_j)^{-1} - (\sum_j \hat{M}_j)^{-1} \right\} \xrightarrow{P} \mathbf{0}$$

Expand the left hand side as follows:

$$(\sqrt{p}T_n^{-T}) \left\{ (T_n^{-1}(\sum_j M_j + V_j)T_n^{-T})^{-1} - (T_n^{-1}\sum_j \hat{M}_j T_n^{-T})^{-1} \right\} (\sqrt{p}T_n^{-1})$$

Note that $T_n^{-1}\sum_j \hat{M}_j T_n^{-T} = T_n^{-1}\sum_j (\hat{M}_j - (M_j + V_j))T_n^{-T} + T_n^{-1}(\sum_j M_j + V_j)T_n^{-T}$. We known from Lemma S2 that $T_n^{-1}(\sum_j M_j + V_j)T_n^{-T}$ is bounded with the smallest eigenvalue bounded away from 0 and from Lemma S3 that $T_n^{-1}\sum_j (\hat{M}_j - (M_j + V_j))T_n^{-T}$ converges in probability to $\mathbf{0}$. Thus, $(T_n^{-1}(\sum_j M_j + V_j)T_n^{-T})^{-1} - (T_n^{-1}\sum_j \hat{M}_j T_n^{-T})^{-1}$ converges in probability to $\mathbf{0}$. We further know that $\sqrt{p}T_n^{-T} = O(1)$ in light of (S9). Hence, A_2 converges in probability to $\mathbf{0}$. Consequently, $\hat{\beta}_{\text{IVW}} - (\sum_j M_j + V_j)^{-1}(\sum_j M_j)\beta_0 \xrightarrow{P} \mathbf{0}$.

S3.9.5 Proof of Theorem 1(d)

When $\beta_0 = \mathbf{0}$, and $\max_j \frac{\gamma_{jk}^2}{\sigma_{xjk}^2}/(\mu_{n,\min} + p) \rightarrow 0$ for every $k = 1, \dots, K$ as $p \rightarrow \infty$, we have $\hat{\beta}_{\text{IVW}}$ is still asymptotically normal and consistent, regardless of relative rates between μ_{nk} 's and p .

For asymptotic normality, we note from the proof of Theorem 1(a) that

$$\begin{aligned} \mathbb{V}^{-\frac{1}{2}}(\sum_j M_j + V_j)\hat{\beta}_{\text{IVW}} &= \mathbb{V}^{-\frac{1}{2}}(\sum_j M_j + V_j)(\sum_j \hat{M}_j)^{-1}(\sum_j \hat{\gamma}_j \hat{\Gamma}_j \sigma_{Yj}^{-2}) \\ &= \mathbb{V}^{-\frac{1}{2}}(\sum_j M_j + V_j)(\sum_j \hat{M}_j)^{-1} \mathbb{V}^{\frac{1}{2}} \mathbb{V}^{-\frac{1}{2}}(\sum_j \hat{\gamma}_j \hat{\Gamma}_j \sigma_{Yj}^{-2}) \end{aligned}$$

where $\mathbb{V}^{-\frac{1}{2}}(\sum_j M_j + V_j)(\sum_j \hat{M}_j)^{-1} \mathbb{V}^{\frac{1}{2}} \xrightarrow{P} I_K$ from (S8) and $\mathbb{V}^{-\frac{1}{2}}(\sum_j \hat{\gamma}_j \hat{\Gamma}_j \sigma_{Yj}^{-2}) \xrightarrow{D} N(0, I_K)$ from Lemma S6. Thus, asymptotic normality follows by Slutsky's theorem.

For consistency, we know from the proof of Theorem 1(b) and 1(c) that

$$\hat{\beta}_{\text{IVW}} - (\sum_j M_j + V_j)^{-1}(\sum_j M_j)\beta_0$$

$$\begin{aligned}
&= \hat{\beta}_{\text{IVW}} - \beta_0 + \underbrace{\left(\sum_j \hat{M}_j \right)^{-1} \left(\sum_j V_j \right) \beta_0}_{A_1} - \underbrace{\left(\sum_j \hat{M}_j \right)^{-1} \left(\sum_j V_j \right) \beta_0 + \left(\sum_j M_j + V_j \right)^{-1} \left(\sum_j V_j \right) \beta_0}_{A_2} \\
&= \hat{\beta}_{\text{IVW}} - \beta_0 + \underbrace{\left(\sum_j \hat{M}_j \right)^{-1} \left(\sum_j V_j \right) \beta_0}_{A_1} + \underbrace{\left\{ \left(\sum_j M_j + V_j \right)^{-1} - \left(\sum_j \hat{M}_j \right)^{-1} \right\} \left(\sum_j V_j \right) \beta_0}_{A_2}
\end{aligned}$$

where A_1 converges in probability to $\mathbf{0}$ even when $\mu_{n,\min}/p \rightarrow \tau \in [0, \infty)$ and A_2 is $\mathbf{0}$ when $\beta_0 = \mathbf{0}$. Thus, $\hat{\beta}_{\text{IVW}} \xrightarrow{P} \mathbf{0}$.

Lastly, from the asymptotic normality result, we conclude that \mathbb{V}_{IVW} has the same form with $\beta_0 = \mathbf{0}$.

S3.10 Corollary 1

In light of Theorem 1(c), it suffices to show $(\sum_j M_j + V_j)^{-1}(\sum_j M_j) \rightarrow \mathbf{0}$ if $\mu_{nk}/p \rightarrow 0$ for all k . Expand it as follows:

$$\begin{aligned}
&T_n^{-T} \left(T_n^{-1} \left(\sum_j M_j + V_j \right) T_n^{-T} \right)^{-1} T_n^{-1} S_n (S_n^{-1} \sum_j M_j S_n^{-T}) S_n^T = \\
&\tilde{S}_n^{-T} \text{diag} \left(\frac{1}{\sqrt{\mu_{n1} + p}}, \dots, \frac{1}{\sqrt{\mu_{nK} + p}} \right) \left(T_n^{-1} \left(\sum_j M_j + V_j \right) T_n^{-T} \right)^{-1} \text{diag} \left(\frac{\sqrt{\mu_{n1}}}{\sqrt{\mu_{n1} + p}}, \dots, \frac{\sqrt{\mu_{nK}}}{\sqrt{\mu_{nK} + p}} \right) \\
&(S_n^{-1} \sum_j M_j S_n^{-T}) \text{diag}(\sqrt{\mu_{n1}}, \dots, \sqrt{\mu_{nK}}) \tilde{S}_n
\end{aligned}$$

We know $\left(T_n^{-1} (\sum_j M_j + V_j) T_n^{-T} \right)^{-1}$ is bounded by Lemma S2, and \tilde{S}_n and $S_n^{-1} \sum_j M_j S_n^{-T}$ are bounded by Assumption 2. When $\mu_{nk}/p \rightarrow 0$ for all k , $\sqrt{\mu_{nk}}/\sqrt{\mu_{nk} + p} \rightarrow 0$ for all k . Therefore, $(\sum_j M_j + V_j)^{-1}(\sum_j M_j) \rightarrow \mathbf{0}$.

S3.11 Proof of Theorem 2

S3.11.1 Main proof

Note that

$$\begin{aligned}
&\mathbb{V}^{-\frac{1}{2}} \left(\sum_j M_j \right) \left(\hat{\beta}_{\text{adIVW}, \phi} - \beta_0 \right) \\
&= \underbrace{\mathbb{V}^{-\frac{1}{2}} \left(\sum_j M_j \right) R_\phi^{-1} \left(\sum_j \hat{M}_j - V_j \right)}_{A_1} \underbrace{\mathbb{V}^{\frac{1}{2}} \mathbb{V}^{-\frac{1}{2}} \left(\sum_j \hat{\gamma}_j \hat{\Gamma}_j \sigma_{Y_j}^{-2} - \hat{M}_j \beta_0 + V_j \beta_0 \right)}_{A_2} \\
&\quad - \underbrace{\mathbb{V}^{-\frac{1}{2}} \left(\sum_j M_j \right) R_\phi^{-1} \left(\sum_j \hat{M}_j - V_j \right)}_{A_1} \underbrace{\mathbb{V}^{\frac{1}{2}} \mathbb{V}^{-\frac{1}{2}} \phi \left(\sum_j \hat{M}_j - V_j \right)^{-1} \beta_0}_{A_3}
\end{aligned}$$

where $R_\phi^{-1}(\cdot) := (R_\phi(\cdot))^{-1}$.

By Lemma S6, we have that A_2 converges in distribution to $N(\mathbf{0}, I_K)$. Hence, we aim

to show that A_1 converges in probability to I_K , and A_3 converges in probability to $\mathbf{0}$. Once these are proved, the desired asymptotic normality result follows by applying Slutsky's theorem.

We first establish that

$$A_1 = \mathbb{V}^{-\frac{1}{2}} \left(\sum_j M_j \right) R_\phi^{-1} \left(\sum_j \hat{M}_j - V_j \right) \mathbb{V}^{\frac{1}{2}} \xrightarrow{P} I_K \quad (\text{S10})$$

We study the inverse of the left-hand side i.e., A_1^{-1} , in (S10) and write it as follows:

$$\begin{aligned} \mathbb{V}^{-\frac{1}{2}} R_\phi \left(\sum_j \hat{M}_j - V_j \right) \left(\sum_j M_j \right)^{-1} \mathbb{V}^{\frac{1}{2}} &= \mathbb{V}^{-\frac{1}{2}} \left(\sum_j (\hat{M}_j - V_j) + \phi \left(\sum_j \hat{M}_j - V_j \right)^{-1} \right) \left(\sum_j M_j \right)^{-1} \mathbb{V}^{\frac{1}{2}} \\ &= I_K + \mathbb{V}^{-\frac{1}{2}} \left(\sum_j (\hat{M}_j - (M_j + V_j)) + \phi \left(\sum_j \hat{M}_j - V_j \right)^{-1} \right) \left(\sum_j M_j \right)^{-1} \mathbb{V}^{\frac{1}{2}} \\ &= I_K + \underbrace{\mathbb{V}^{-\frac{1}{2}} \left(\sum_j (\hat{M}_j - (M_j + V_j)) \right) \left(\sum_j M_j \right)^{-1} \mathbb{V}^{\frac{1}{2}}}_{B_1} + \underbrace{\phi \mathbb{V}^{-\frac{1}{2}} \left(\sum_j \hat{M}_j - V_j \right)^{-1} \left(\sum_j M_j \right)^{-1} \mathbb{V}^{\frac{1}{2}}}_{B_2} \end{aligned}$$

For the term B_1 , we further write it as follows:

$$\begin{aligned} &\mathbb{V}^{-\frac{1}{2}} \left(\sum_j (\hat{M}_j - (M_j + V_j)) \right) \left(\sum_j M_j \right)^{-1} \mathbb{V}^{\frac{1}{2}} \\ &= \mathbb{V}^{-\frac{1}{2}} S_n \left(S_n^{-1} \sum_j (\hat{M}_j - (M_j + V_j)) S_n^{-T} \right) \left(S_n^{-1} \sum_j M_j S_n^{-T} \right)^{-1} S_n^{-1} \mathbb{V}^{\frac{1}{2}} \\ &= \mathbb{V}^{-\frac{1}{2}} T_n \text{diag} \left(\sqrt{\frac{\mu_{n1}}{\mu_{n1} + p}}, \dots, \sqrt{\frac{\mu_{nK}}{\mu_{nK} + p}} \right) \left(S_n^{-1} \sum_j (\hat{M}_j - (M_j + V_j)) S_n^{-T} \right) \\ &\quad \left(S_n^{-1} \sum_j M_j S_n^{-T} \right)^{-1} \text{diag} \left(\sqrt{\frac{\mu_{n1} + p}{\mu_{n1}}}, \dots, \sqrt{\frac{\mu_{nK} + p}{\mu_{nK}}} \right) T_n^{-1} \mathbb{V}^{\frac{1}{2}} \end{aligned} \quad (\text{S11})$$

where $T_n = \tilde{S}_n \text{diag}(\sqrt{\mu_{n1} + p}, \dots, \sqrt{\mu_{nK} + p})$. To establish that B_1 converges in probability to $\mathbf{0}$, we note that for any $t, s = 1, \dots, K$, the (t, s) entry of the inner matrix (the matrix between $\mathbb{V}^{-\frac{1}{2}} T_n$ and $T_n^{-1} \mathbb{V}^{\frac{1}{2}}$ in (S11)) is

$$\sqrt{\frac{\mu_{nt}}{\mu_{nt} + p}} \sqrt{\frac{\mu_{ns} + p}{\mu_{ns}}} D_{[t,s]} \text{ where } D = \underbrace{\left(S_n^{-1} \sum_j (\hat{M}_j - (M_j + V_j)) S_n^{-T} \right)}_{D_1} \underbrace{\left(S_n^{-1} \sum_j M_j S_n^{-T} \right)^{-1}}_{D_2}$$

Note that $D_{[t,s]} = \sum_{l=1}^K D_{1[t,l]} D_{2[l,s]}$. By Assumption 2, D_2 is bounded. Hence, we aim to show that, for every $l = 1, \dots, K$,

$$\sqrt{\frac{\mu_{nt}}{\mu_{nt} + p}} \sqrt{\frac{\mu_{ns} + p}{\mu_{ns}}} D_{1[t,l]} \xrightarrow{P} 0 \quad (\text{S12})$$

From the proof of Lemma S7, we have $\text{Var}(D_{1[t,l]}) \leq O((\mu_{nt} + \mu_{nl} + p)/(\mu_{nt}\mu_{nl}))$. Then,

for any $\epsilon > 0$,

$$\begin{aligned}
P(|\sqrt{\frac{\mu_{nt}}{\mu_{nt}+p}}\sqrt{\frac{\mu_{ns}+p}{\mu_{ns}}}D_{1[t,l]}| \geq \epsilon) &\leq \frac{1}{\epsilon} \text{Var}(\sqrt{\frac{\mu_{nt}}{\mu_{nt}+p}}\sqrt{\frac{\mu_{ns}+p}{\mu_{ns}}}D_{1[t,l]}) \\
&\leq O(\frac{\mu_{nt}}{\mu_{nt}+p} \frac{\mu_{ns}+p}{\mu_{ns}} \frac{\mu_{nt}+\mu_{nl}+p}{\mu_{nt}\mu_{nl}}) \\
&= O(\frac{\mu_{ns}\mu_{nt} + \mu_{ns}\mu_{nl} + \mu_{ns}p + \mu_{nt}p + \mu_{nl}p + p^2}{(\mu_{nt}+p)\mu_{ns}\mu_{nl}}) \\
&= O(\frac{\mu_{nt}}{(\mu_{nt}+p)\mu_{nl}} + \frac{1}{\mu_{nt}+p} + \frac{p}{(\mu_{nt}+p)\mu_{nl}} + \frac{\mu_{nt}p}{(\mu_{nt}+p)\mu_{ns}\mu_{nl}} + \frac{p}{(\mu_{nt}+p)\mu_{ns}} + \frac{p^2}{(\mu_{nt}+p)\mu_{ns}\mu_{nl}}) \\
&\rightarrow 0
\end{aligned}$$

where $\mu_{nk} \rightarrow \infty$ for all k and $p/(\mu_{ns}\mu_{nl}) \rightarrow 0$ for every s and l , which are implied by $\mu_{n,\min}/\sqrt{p} \rightarrow \infty$, and $\mu_{nt}/(\mu_{nt}+p) = O(1)$, and $p/(\mu_{nt}+p) = O(1)$. Hence, we have $\sqrt{\frac{\mu_{nt}}{\mu_{nt}+p}}\sqrt{\frac{\mu_{ns}+p}{\mu_{ns}}}D_{1[t,s]}$ converges in probability to 0 for any $t, s = 1, \dots, K$. Lastly, because $\mathbb{V}^{-\frac{1}{2}}T_n$ and $T_n^{-1}\mathbb{V}^{\frac{1}{2}}$ are bounded by Lemma S2, we have A_1 converges in probability to $\mathbf{0}$.

For the term B_2 , we expand it as follows:

$$\begin{aligned}
B_2 &= \phi \mathbb{V}^{-\frac{1}{2}} (\sum_j \hat{M}_j - V_j)^{-1} (\sum_j M_j)^{-1} \mathbb{V}^{\frac{1}{2}} = \\
&\underbrace{\sqrt{\phi} \mathbb{V}^{-\frac{1}{2}} (\sum_j M_j)^{-1} \mathbb{V}^{\frac{1}{2}}}_{C_1} \underbrace{\mathbb{V}^{-\frac{1}{2}} (\sum_j M_j) (\sum_j \hat{M}_j - V_j)^{-1} \mathbb{V}^{\frac{1}{2}}}_{C_2} \underbrace{\sqrt{\phi} \mathbb{V}^{-\frac{1}{2}} (\sum_j M_j)^{-1} \mathbb{V}^{\frac{1}{2}}}_{C_1}
\end{aligned}$$

Note that $C_2^{-1} = I_K + B_1$. We have just shown that B_1 converges in probability to $\mathbf{0}$ when $\mu_{n,\min}/\sqrt{p} \rightarrow \infty$. Hence, C_2 converges in probability to I_K by the continuous mapping theorem.

It remains to show $C_1 \xrightarrow{P} \mathbf{0}$. Note that

$$\begin{aligned}
C_1 &= \sqrt{\phi} \mathbb{V}^{-\frac{1}{2}} S_n S_n^{-1} S_n^{-T} (S_n^{-1} \sum_j M_j S_n^{-T})^{-1} S_n^{-1} \mathbb{V}^{\frac{1}{2}} \\
&= \sqrt{\phi} \mathbb{V}^{-\frac{1}{2}} T_n \text{diag}(\sqrt{\frac{\mu_{n1}}{\mu_{n1}+p}}, \dots, \sqrt{\frac{\mu_{nK}}{\mu_{nK}+p}}) S_n^{-1} S_n^{-T} (S_n^{-1} \sum_j M_j S_n^{-T})^{-1} \\
&\quad \text{diag}(\sqrt{\frac{\mu_{n1}+p}{\mu_{n1}}}, \dots, \sqrt{\frac{\mu_{nK}+p}{\mu_{nK}}}) T_n^{-1} \mathbb{V}^{\frac{1}{2}} \\
&= \sqrt{\phi} \mathbb{V}^{-\frac{1}{2}} T_n \text{diag}(\sqrt{\frac{\mu_{n1}}{\mu_{n1}+p}}, \dots, \sqrt{\frac{\mu_{nK}}{\mu_{nK}+p}}) E \text{diag}(\sqrt{\frac{\mu_{n1}+p}{\mu_{n1}}}, \dots, \sqrt{\frac{\mu_{nK}+p}{\mu_{nK}}}) T_n^{-1} \mathbb{V}^{\frac{1}{2}} \tag{S13}
\end{aligned}$$

Consider any (t, s) entry of the inner matrix (the matrix between $\mathbb{V}^{-\frac{1}{2}}T_n$ and $T_n^{-1}\mathbb{V}^{\frac{1}{2}}$ in (S13)), which is equal to

$$\sqrt{\frac{\mu_{nt}}{\mu_{nt}+p}} \sqrt{\frac{\mu_{ns}+p}{\mu_{ns}}} E_{ts} \text{ where } E = \underbrace{S_n^{-1} S_n^{-T}}_{E_1} \underbrace{(S_n^{-1} \sum_j M_j S_n^{-T})^{-1}}_{E_2}$$

Note that $E_{ts} = \sum_{l=1}^K E_{1[t,l]} E_{2[l,s]}$. By Assumption 2, E_2 is bounded. Hence, we aim to

show that, for every $l = 1, \dots, K$,

$$\sqrt{\phi} \sqrt{\frac{\mu_{nt}}{\mu_{nt} + p}} \sqrt{\frac{\mu_{ns} + p}{\mu_{ns}}} E_{1[t,l]} \xrightarrow{P} 0 \quad (\text{S14})$$

By Assumption 2, $E_{1[t,l]} = O(1/\sqrt{\mu_{nt}\mu_{nl}})$. Then, we have

$$\begin{aligned} \sqrt{\phi} \sqrt{\frac{\mu_{nt}}{\mu_{nt} + p}} \sqrt{\frac{\mu_{ns} + p}{\mu_{ns}}} E_{1[t,l]} &= \sqrt{\phi O\left(\frac{\mu_{nt}(\mu_{ns} + p)}{(\mu_{nt} + p)\mu_{ns}\mu_{nt}\mu_{nl}}\right)} \\ &= \sqrt{\phi O\left(\frac{1}{(\mu_{nt} + p)\mu_{nl}} + \frac{p}{(\mu_{nt} + p)\mu_{ns}\mu_{nl}}\right)} \end{aligned}$$

Because $\phi = O_p(\mu_{n,\min} + p)$ and $\mu_{n,\min}/\sqrt{p} \rightarrow \infty$, (S14) holds for every l . As a result, $\sqrt{\phi} \sqrt{\frac{\mu_{nt}}{\mu_{nt} + p}} \sqrt{\frac{\mu_{ns} + p}{\mu_{ns}}} E_{ts} \xrightarrow{P} 0$ for every (t, s) . Now, because $\mathbb{V}^{-\frac{1}{2}} T_n$ and $T_n^{-1} \mathbb{V}^{\frac{1}{2}}$ are bounded by Lemma S2, we have C_1 converges in probability to $\mathbf{0}$. As a result, B_2 converges in probability to $\mathbf{0}$.

Putting the above results together, we have (S10) holds for any $\phi = O_p(\mu_{n,\min} + p)$. That is, $A_1 \xrightarrow{P} I_K$.

To conclude the proof of asymptotic normality of the MV-adIVW estimator, it remains to show $A_3 = \phi \mathbb{V}^{-\frac{1}{2}} (\sum_j \hat{M}_j - V_j)^{-1} \xrightarrow{P} \mathbf{0}$. Note that

$$\begin{aligned} A_3 &= \phi \mathbb{V}^{-\frac{1}{2}} \left(\sum_j \hat{M}_j - V_j \right)^{-1} \\ &= \underbrace{\sqrt{\phi} \mathbb{V}^{-\frac{1}{2}} \left(\sum_j M_j \right)^{-1} \mathbb{V}^{\frac{1}{2}}}_{C_1} \underbrace{\mathbb{V}^{-\frac{1}{2}} \left(\sum_j M_j \right) \left(\sum_j \hat{M}_j - V_j \right)^{-1} \mathbb{V}^{\frac{1}{2}}}_{C_2} \sqrt{\phi} \mathbb{V}^{-\frac{1}{2}}. \end{aligned}$$

We have just shown from the analysis of B_2 that $C_1 \xrightarrow{P} \mathbf{0}$, and $C_2 \xrightarrow{P} I_K$. Now, note that

$$\begin{aligned} \sqrt{\phi} \mathbb{V}^{-\frac{1}{2}} &= \sqrt{\phi} \mathbb{V}^{-\frac{1}{2}} T_n T_n^{-1} \\ &= \mathbb{V}^{-\frac{1}{2}} T_n \text{diag}\left(\sqrt{\frac{\phi}{\mu_{n1} + p}}, \dots, \sqrt{\frac{\phi}{\mu_{nK} + p}}\right) \tilde{S}_n^{-1} \end{aligned}$$

By Lemma S2, $\mathbb{V}^{-\frac{1}{2}} T_n$ is bounded, and by Assumption 2, \tilde{S}_n is also bounded. Combining it with the assumption that $\phi = O_p(\mu_{n,\min} + p)$, we have that $\sqrt{\phi} \mathbb{V}^{-\frac{1}{2}} = O_p(1)$. Thus, $A_3 \xrightarrow{P} \mathbf{0}$.

So far, we have shown that under Theorem 2's conditions, $A_1 \xrightarrow{P} I_K$, $A_2 \xrightarrow{D} N(\mathbf{0}, I_K)$, and $A_3 \xrightarrow{P} \mathbf{0}$. Because $\mathbb{V}^{-\frac{1}{2}} (\sum_j M_j) \left(\hat{\beta}_{\text{adIVW}, \phi} - \beta_0 \right) = A_1 A_2 - A_1 A_3$, it thus converges in distribution to $N(\mathbf{0}, I_K)$ by the Slutsky's theorem. Consistency follows directly from Lemma S8 that $\mathcal{V}_{\text{adIVW}} \rightarrow \mathbf{0}$.

S3.11.2 Consistency of variance estimators

Lastly, we want to show that $\mathbb{V}^{-\frac{1}{2}} (\sum_j M_j) \left(\hat{\beta}_{\text{adIVW}, \phi} - \beta_0 \right) \xrightarrow{D} N(\mathbf{0}, I_K)$ holds if we replace $\sum_j M_j$ and \mathbb{V} with respectively $R_\phi \left(\sum_j \hat{M}_j - V_j \right)$ and

$$\hat{\mathbb{V}}_\phi = \sum_j \{ (1 + \hat{\beta}_{\text{adIVW}, \phi}^T V_j \hat{\beta}_{\text{adIVW}, \phi}) \hat{M}_j + V_j \hat{\beta}_{\text{adIVW}, \phi} \hat{\beta}_{\text{adIVW}, \phi}^T V_j \}.$$

Note that

$$\begin{aligned}
& \hat{\mathbb{V}}_\phi^{-1/2} R_\phi \left(\sum_j \hat{M}_j - V_j \right) \left(\hat{\beta}_{\text{adIVW}, \phi} - \beta_0 \right) \\
&= \hat{\mathbb{V}}_\phi^{-1/2} R_\phi \left(\sum_j \hat{M}_j - V_j \right) \left(\sum_j M_j \right)^{-1} \mathbb{V}^{\frac{1}{2}} \mathbb{V}^{-\frac{1}{2}} \left(\sum_j M_j \right) \left(\hat{\beta}_{\text{adIVW}, \phi} - \beta_0 \right) \\
&= \underbrace{\hat{\mathbb{V}}_\phi^{-1/2} \mathbb{V}^{\frac{1}{2}}}_{F_1} \underbrace{\mathbb{V}^{-\frac{1}{2}} R_\phi \left(\sum_j \hat{M}_j - V_j \right) \left(\sum_j M_j \right)^{-1} \mathbb{V}^{\frac{1}{2}}}_{F_2} \underbrace{\mathbb{V}^{-\frac{1}{2}} \left(\sum_j M_j \right) \left(\hat{\beta}_{\text{adIVW}, \phi} - \beta_0 \right)}_{F_3}
\end{aligned}$$

Using (S10) and the continuous mapping theorem, we have $F_2 \xrightarrow{P} I_K$. By Lemma S6, $F_3 \xrightarrow{D} N(\mathbf{0}, I_K)$. It remains to show $F_1 \xrightarrow{P} I_K$.

Following almost the same argument as in the proof of Theorem 1(a) and using the fact that $\hat{\beta}_{\text{adIVW}, \phi}$ is consistent under Theorem 2's conditions, we can first show that $\mathbb{V}^{-\frac{1}{2}} \hat{\mathbb{V}}_\phi \mathbb{V}^{-\frac{1}{2}} \xrightarrow{P} I_K$. Then, by the continuous mapping theorem, we have $\mathbb{V}^{\frac{1}{2}} \hat{\mathbb{V}}_\phi^{-1} \mathbb{V}^{\frac{1}{2}} \xrightarrow{P} I_K$. This implies $F_1 F_1^T \xrightarrow{P} I_K$. In other words, F_1 is an orthogonal matrix with probability tending 1. As a result, $F_1^{-1} = F_1^T$ with probability tending 1. This implies

$$F_1^{-1} = \mathbb{V}^{-\frac{1}{2}} \hat{\mathbb{V}}_\phi^{1/2} = \mathbb{V}^{\frac{1}{2}} \hat{\mathbb{V}}_\phi^{-1/2} = F_1^T$$

with probability tending 1. From this equality, we conclude that $\mathbb{V} = \hat{\mathbb{V}}_\phi$ with probability tending 1. Therefore, $F_1 \xrightarrow{P} I_K$. This completes the proof.

S3.12 Extension of MV-dIVW and MV-adIVW to Balanced horizontal pleiotropy

We show that the MV-dIVW and MV-adIVW estimators are still asymptotically normal and consistent under balanced horizontal pleiotropy. The proof basically mirrors the proof of Theorem 2, and is based on slight modifications of several established results.

We first state without proof those results and some important facts under balanced horizontal pleiotropy. Under the balanced horizontal pleiotropy, we have $\hat{\Gamma}_j \sim N(\gamma_j^T \beta_0, \sigma_{Yj}^2 + \tau_0^2)$ and $\sigma_{Xjk}^2 / (\sigma_{Yj}^2 + \tau_0^2) = \Theta(1)$ for every j, k . In addition, we have

$$\text{Cov} \left(\sum_j \hat{\gamma}_j \hat{\Gamma}_j \sigma_{Yj}^{-2} - \hat{M}_j \beta_0 \right) = \mathbb{U} \quad (\text{S15})$$

where $\mathbb{U} = \sum_{j=1}^p \{ (1 + \tau_0^2 \sigma_{Yj}^{-2} + \beta_0^T V_j \beta_0) (M_j + V_j) + V_j \beta_0 \beta_0^T V_j \}$.

Under Theorem 2's conditions, replacing Assumption 1 with Assumption 3, we have the following intermediate results:

- (1) $T_n^{-1} \mathbb{U} T_n^{-T}$ is bounded with the minimum eigenvalue bounded away from 0.
- (2) $T_n^{-1} \{ \sum_j (1 + \tau_0^2 \sigma_{Yj}^{-2} + \beta_0^T V_j \beta_0) (\hat{M}_j - (M_j + V_j)) \} T_n^{-T} \xrightarrow{P} \mathbf{0}$.
- (3) When $\max_j \frac{\gamma_{jk}^2}{\sigma_{Xjk}^2} / (\mu_{n, \min} + p) \rightarrow 0$ for every $k = 1, \dots, K$, $\mathbb{U}^{-\frac{1}{2}} (\sum_j \hat{\gamma}_j \hat{\Gamma}_j \sigma_{Yj}^{-2} - \hat{M}_j \beta_0 + V_j \beta_0) \xrightarrow{D} N(\mathbf{0}, I_K)$.

$$(4) \quad \mathcal{V}_{\text{adIVW}} = (\sum_j M_j)^{-1} \mathbb{U} (\sum_j M_j)^{-1} \rightarrow \mathbf{0}$$

$$(5) \quad \mathbb{U}^{-\frac{1}{2}} (\sum_j M_j) R_\phi^{-1} \left(\sum_j \hat{M}_j - V_j \right) \mathbb{U}^{\frac{1}{2}} \xrightarrow{P} I_K$$

$$(6) \quad \phi \mathbb{U}^{-\frac{1}{2}} (\sum_j \hat{M}_j - V_j)^{-1} \xrightarrow{P} \mathbf{0}$$

The proof of these results is almost identical to their counterparts (with \mathbb{U} replaced by \mathbb{V}) presented in earlier sections, by simply utilizing the fact that $1 + \tau_0^2 \sigma_{Y_j}^{-2} + \beta_0^T V_j \beta_0 = \Theta(1)$ for all j . That is, this additional term $\tau_0^2 \sigma_{Y_j}^{-2}$ has negligible impacts on the main arguments of the existing proofs.

Next, we show that

$$\mathbb{U}^{-\frac{1}{2}} \left(\sum_j M_j \right) \left(\hat{\beta}_{\text{adIVW}, \phi} - \beta_0 \right) \xrightarrow{D} N(\mathbf{0}, I_K)$$

Note that

$$\begin{aligned} & \mathbb{U}^{-\frac{1}{2}} \left(\sum_j M_j \right) \left(\hat{\beta}_{\text{adIVW}} - \beta_0 \right) \\ &= \underbrace{\mathbb{U}^{-\frac{1}{2}} \left(\sum_j M_j \right) R_\phi^{-1} \left(\sum_j \hat{M}_j - V_j \right)}_{A_1} \underbrace{\mathbb{U}^{\frac{1}{2}} \mathbb{U}^{-\frac{1}{2}} \left(\sum_j \hat{\gamma}_j \hat{\Gamma}_j \sigma_{Y_j}^{-2} - \hat{M}_j \beta_0 + V_j \beta_0 \right)}_{A_2} \\ &= \underbrace{\mathbb{U}^{-\frac{1}{2}} \left(\sum_j M_j \right) R_\phi^{-1} \left(\sum_j \hat{M}_j - V_j \right)}_{A_1} \underbrace{\mathbb{U}^{\frac{1}{2}} \mathbb{U}^{-\frac{1}{2}} \phi \left(\sum_j \hat{M}_j - V_j \right)^{-1} \beta_0}_{A_3} \end{aligned}$$

Using the above results (3), (5) and (6), we have $A_1 \xrightarrow{P} I_K$, $A_2 \xrightarrow{D} N(\mathbf{0}, I_K)$, and $A_3 \xrightarrow{P} \mathbf{0}$. Then, applying Slutsky's theorem, we conclude that the MV-adIVW estimator is asymptotically normal under balanced horizontal pleiotropy. This result suggests the asymptotic variance of the MV-adIVW estimator is given by $\mathcal{V}_{\text{adIVW}} = (\sum_j M_j)^{-1} \mathbb{U} (\sum_j M_j)^{-1}$. The consistency of the MV-adIVW estimator follows from that $\mathcal{V}_{\text{adIVW}} \rightarrow \mathbf{0}$.

For the rest of this section, we show that $\mathbb{U}^{-\frac{1}{2}} (\sum_j M_j) \left(\hat{\beta}_{\text{adIVW}, \phi} - \beta_0 \right) \xrightarrow{D} N(\mathbf{0}, I_K)$ holds if $\sum_j M_j$ and \mathbb{U} are replaced with respectively $R_\phi (\sum_j \hat{M}_j - V_j)$ and $\hat{\mathbb{U}}_\phi$, where

$$\begin{aligned} \hat{\mathbb{U}}_\phi &= \sum_{j=1}^p \left\{ \left(1 + \hat{\tau}_\phi^2 \sigma_{Y_j}^{-2} + \hat{\beta}_{\text{adIVW}, \phi}^T V_j \hat{\beta}_{\text{adIVW}, \phi} \right) \hat{M}_j + V_j \hat{\beta}_{\text{adIVW}, \phi} \hat{\beta}_{\text{adIVW}, \phi}^T V_j \right\}, \quad \text{and} \\ \hat{\tau}_\phi^2 &= \frac{1}{\sum_{j=1}^p \sigma_{Y_j}^{-2}} \left\{ \sum_{j=1}^p \left((\hat{\Gamma}_j - \hat{\gamma}_j^T \hat{\beta}_{\text{adIVW}, \phi})^2 - \sigma_{Y_j}^2 - \hat{\beta}_{\text{adIVW}, \phi}^T \Sigma_{X_j} \hat{\beta}_{\text{adIVW}, \phi} \right) \sigma_{Y_j}^{-2} \right\}. \end{aligned}$$

This result implies that a consistent estimator of $\mathcal{V}_{\text{adIVW}}$ is given by $\hat{\mathcal{V}}_{\text{adIVW}} = R_\phi^{-1} (\sum_j \hat{M}_j - V_j) \hat{\mathbb{U}}_\phi R_\phi^{-1} (\sum_j \hat{M}_j - V_j)$.

Note that

$$\hat{\mathbb{U}}_\phi^{-1/2} R_\phi \left(\sum_j \hat{M}_j - V_j \right) \left(\hat{\beta}_{\text{adIVW}, \phi} - \beta_0 \right)$$

$$\begin{aligned}
&= \hat{\mathbb{U}}_\phi^{-1/2} R_\phi \left(\sum_j \hat{M}_j - V_j \right) \left(\sum_j M_j \right)^{-1} \mathbb{U}^{\frac{1}{2}} \mathbb{U}^{-\frac{1}{2}} \left(\sum_j M_j \right) \left(\hat{\beta}_{\text{adIVW}, \phi} - \beta_0 \right) \\
&= \underbrace{\hat{\mathbb{U}}_\phi^{-1/2} \mathbb{U}^{\frac{1}{2}} \mathbb{U}^{-\frac{1}{2}}}_{F_1} R_\phi \underbrace{\left(\sum_j \hat{M}_j - V_j \right) \left(\sum_j M_j \right)^{-1} \mathbb{U}^{\frac{1}{2}} \mathbb{U}^{-\frac{1}{2}}}_{F_2} \underbrace{\left(\sum_j M_j \right) \left(\hat{\beta}_{\text{adIVW}, \phi} - \beta_0 \right)}_{F_3}
\end{aligned}$$

Using (S10) and the continuous mapping theorem, we have $F_2 \xrightarrow{P} I_K$. By Lemma S6, $F_3 \xrightarrow{D} N(\mathbf{0}, I_K)$. It remains to show $F_1 \xrightarrow{P} I_K$.

Before that, we first show $\mathbb{U}^{-\frac{1}{2}} \hat{\mathbb{U}}_\phi \mathbb{U}^{-\frac{1}{2}} \xrightarrow{P} I_K$. Let $\hat{\mathbb{U}}' = \sum_j \{(1 + \tau_0^2 \sigma_{Yj}^{-2} + \beta_0^T V_j \beta_0) \hat{M}_j + V_j \beta_0 \beta_0^T V_j\}$. It is sufficient to show that $\mathbb{U}^{-\frac{1}{2}} \hat{\mathbb{U}}' \mathbb{U}^{-\frac{1}{2}}$ converges in probability to I_K , because the desired result follows by replacing β_0 and τ_0^2 with respectively their consistent estimator $\hat{\beta}_{\text{adIVW}, \phi}$ and $\hat{\tau}_\phi^2$. The consistency of $\hat{\beta}_{\text{adIVW}, \phi}$ has already been established under the current setting. We will show the consistency of $\hat{\tau}_\phi^2$ at the end of this proof.

To show $\mathbb{U}^{-\frac{1}{2}} \hat{\mathbb{U}}' \mathbb{U}^{-\frac{1}{2}} \xrightarrow{P} I_K$, we can expand $\mathbb{U}^{-\frac{1}{2}} \hat{\mathbb{U}}' \mathbb{U}^{-\frac{1}{2}}$ as follows:

$$\mathbb{U}^{-\frac{1}{2}} \hat{\mathbb{U}}' \mathbb{U}^{-\frac{1}{2}} = \mathbb{U}^{-\frac{1}{2}} T_n \left\{ T_n^{-1} \hat{\mathbb{U}}' T_n^{-T} \right\} T_n^T \mathbb{U}^{-\frac{1}{2}}$$

Note that

$$T_n^{-1} \hat{\mathbb{U}}' T_n^{-T} = T_n^{-1} \mathbb{U} T_n^{-T} + T_n^{-1} \left\{ \sum_j (1 + \tau_0^2 \sigma_{Yj}^{-2} + \beta_0^T V_j \beta_0) (\hat{M}_j - (M_j + V_j)) \right\} T_n^{-T}$$

Then,

$$\mathbb{U}^{-\frac{1}{2}} \hat{\mathbb{U}}' \mathbb{U}^{-\frac{1}{2}} = I_K + \mathbb{U}^{-\frac{1}{2}} T_n \left\{ T_n^{-1} \left\{ \sum_j (1 + \tau_0^2 \sigma_{Yj}^{-2} + \beta_0^T V_j \beta_0) (\hat{M}_j - (M_j + V_j)) \right\} T_n^{-T} \right\} T_n^T \mathbb{U}^{-\frac{1}{2}}$$

Since $(1 + \tau_0^2 \sigma_{Yj}^{-2} + \beta_0^T V_j \beta_0) = \Theta(1)$, by the same argument as in the proof of Lemma S3, we can show that $T_n^{-1} \left\{ \sum_j (1 + \tau_0^2 \sigma_{Yj}^{-2} + \beta_0^T V_j \beta_0) (\hat{M}_j - (M_j + V_j)) \right\} T_n^{-T}$ converges in probability to $\mathbf{0}$. Because $\mathbb{U}^{-\frac{1}{2}} T_n$ is bounded, $\mathbb{U}^{-\frac{1}{2}} \hat{\mathbb{U}}' \mathbb{U}^{-\frac{1}{2}}$ converges in probability to I_K . Hence, given that $\hat{\beta}_{\text{adIVW}, \phi}$ and $\hat{\tau}_\phi^2$ are consistent (the consistency of $\hat{\tau}_\phi^2$ will be proved soon), $\mathbb{U}^{-\frac{1}{2}} \hat{\mathbb{U}}_\phi \mathbb{U}^{-\frac{1}{2}} \xrightarrow{P} I_K$.

Then, by the continuous mapping theorem, we have $\mathbb{U}^{\frac{1}{2}} \hat{\mathbb{U}}_\phi^{-1} \mathbb{U}^{\frac{1}{2}} \xrightarrow{P} I_K$. This implies $F_1 F_1^T \xrightarrow{P} I_K$. In other words, F_1 is an orthogonal matrix with probability tending 1. As a result, $F_1^{-1} = F_1^T$ with probability tending 1. This implies

$$F_1^{-1} = \mathbb{U}^{-\frac{1}{2}} \hat{\mathbb{U}}_\phi^{1/2} = \mathbb{U}^{\frac{1}{2}} \hat{\mathbb{U}}_\phi^{-1/2} = F_1^T$$

with probability tending 1. From this equality, we conclude that $\mathbb{U} = \hat{\mathbb{U}}_\phi$ with probability tending 1. Therefore, $F_1 \xrightarrow{P} I_K$.

To complete the proof, it remains to show that $\hat{\tau}_\phi^2$ is a consistent estimator of τ_0^2 . We only prove consistency in the case where $\phi = 0$, because the MV-dIVW and MV-adIVW estimators are asymptotically equivalent as long as $\phi = O_p(\mu_{n, \min} + p)$. We hereafter drop the subscript ϕ in $\hat{\tau}_\phi^2$ to ease the notation. Recall that

$$\hat{\tau}^2 = \frac{1}{\sum_j \sigma_{Yj}^{-2}} \left\{ \sum_j \left((\hat{\Gamma}_j - \hat{\gamma}_j^T \hat{\beta}_{\text{dIVW}})^2 - \sigma_{Yj}^2 - \hat{\beta}_{\text{dIVW}}^T \Sigma_{Xj} \hat{\beta}_{\text{dIVW}} \right) \sigma_{Yj}^{-2} \right\}$$

We then define $\tilde{\tau}$ as an analogue of $\hat{\tau}^2$ with $\hat{\beta}_{\text{divw}}$ replaced by β_0 i.e.

$$\tilde{\tau}^2 = \frac{1}{\sum_j \sigma_{Yj}^{-2}} \left\{ \sum_j \left((\hat{\Gamma}_j - \hat{\gamma}_j^T \beta_0)^2 - \sigma_{Yj}^2 - \beta_0^T \Sigma_{Xj} \beta_0 \right) \sigma_{Yj}^{-2} \right\}$$

Some algebra shows that

$$E(\tilde{\tau}^2) = \tau_0^2$$

$$\text{Var}(\tilde{\tau}^2) = \frac{2 \sum_j (1 + \beta_0^T V_j \beta_0 + \tau_0^2 \sigma_{Yj}^{-2})^2}{(\sum_j \sigma_{Yj}^{-2})^2} = \frac{\Theta(p)}{(\sum_j \sigma_{Yj}^{-2})^2}$$

In this proof, for a random variable X with finite second moments, we can write $X = E(X) + O_P((\text{Var}(X))^{1/2})$. With this, we can then write

$$(\sum_j \sigma_{Yj}^{-2})(\tilde{\tau}^2 - \tau_0^2) = O_p(\sqrt{p})$$

Furthermore, some algebra reveals that

$$\begin{aligned} (\sum_j \sigma_{Yj}^{-2})(\hat{\tau}^2 - \tilde{\tau}^2) &= -2(\hat{\beta}_{\text{divw}} - \beta_0)^T \left\{ \sum_j \hat{\gamma}_j \hat{\Gamma}_j \sigma_{Yj}^{-2} - \hat{M}_j \beta_0 + V_j \beta_0 \right\} \\ &\quad + (\hat{\beta}_{\text{divw}} - \beta_0)^T (\sum_j \hat{M}_j - V_j) (\hat{\beta}_{\text{divw}} - \beta_0) \\ &= - \left\{ \sum_j \hat{\gamma}_j \hat{\Gamma}_j \sigma_{Yj}^{-2} - \hat{M}_j \beta_0 + V_j \beta_0 \right\}^T (\sum_j \hat{M}_j - V_j)^{-1} \left\{ \sum_j \hat{\gamma}_j \hat{\Gamma}_j \sigma_{Yj}^{-2} - \hat{M}_j \beta_0 + V_j \beta_0 \right\} \\ &= - \left\{ \sum_j \hat{\gamma}_j \hat{\Gamma}_j \sigma_{Yj}^{-2} - \hat{M}_j \beta_0 + V_j \beta_0 \right\}^T \mathbb{U}^{-\frac{1}{2}} \mathbb{U}^{\frac{1}{2}} (\sum_j \hat{M}_j - V_j)^{-1} \mathbb{U}^{\frac{1}{2}} \mathbb{U}^{-\frac{1}{2}} \left\{ \sum_j \hat{\gamma}_j \hat{\Gamma}_j \sigma_{Yj}^{-2} - \hat{M}_j \beta_0 + V_j \beta_0 \right\} \end{aligned}$$

We know $\mathbb{U}^{-\frac{1}{2}} \left\{ \sum_j \hat{\gamma}_j \hat{\Gamma}_j \sigma_{Yj}^{-2} - \hat{M}_j \beta_0 + V_j \beta_0 \right\}$ is asymptotically normal and hence $O_p(1)$

(see the proof of Theorem 1(b) for more details). It remains to study $\mathbb{U}^{\frac{1}{2}} (\sum_j \hat{M}_j - V_j)^{-1} \mathbb{U}^{\frac{1}{2}}$. Expand it as follows:

$$\begin{aligned} &\mathbb{U}^{\frac{1}{2}} S_n^{-T} \left(S_n^{-1} (\sum_j \hat{M}_j - (M_j + V_j)) S_n^{-T} + S_n^{-1} \sum_j M_j S_n^{-T} \right)^{-1} S_n^{-1} \mathbb{U}^{\frac{1}{2}} \\ &= \mathbb{U}^{\frac{1}{2}} T_n^{-T} \text{diag} \left(\sqrt{\frac{\mu_{n1} + p}{\mu_{n1}}}, \dots, \sqrt{\frac{\mu_{nK} + p}{\mu_{nK}}} \right) \underbrace{\left(S_n^{-1} (\sum_j \hat{M}_j - (M_j + V_j)) S_n^{-T} + S_n^{-1} \sum_j M_j S_n^{-T} \right)^{-1}}_B \\ &\text{diag} \left(\sqrt{\frac{\mu_{n1} + p}{\mu_{n1}}}, \dots, \sqrt{\frac{\mu_{nK} + p}{\mu_{nK}}} \right) T_n^{-1} \mathbb{U}^{\frac{1}{2}} \end{aligned}$$

Consider any (t, s) entry of the inner matrix (the matrix between $\mathbb{U}^{\frac{1}{2}} T_n^{-T}$ and $T_n^{-1} \mathbb{U}^{\frac{1}{2}}$ in the above display), which is equal to

$$\sqrt{\frac{(\mu_{nt} + p)(\mu_{ns} + p)}{\mu_{nt} \mu_{ns}}} B_{ts}$$

By Lemma S7 and Assumption 2, B is bounded in probability. Hence, when $\mu_{n,\min}/\sqrt{p} \rightarrow$

∞ ,

$$\sqrt{\frac{(\mu_{nt} + p)(\mu_{ns} + p)}{\mu_{nt}\mu_{ns}}} B_{ts} = O_p\left(\sqrt{\frac{(\mu_{nt} + p)(\mu_{ns} + p)}{\mu_{nt}\mu_{ns}}}\right) = o_p(\sqrt{p}) \quad (\text{S16})$$

That is, $\mathbb{U}^{\frac{1}{2}}(\sum_j \hat{M}_j - V_j)^{-1} \mathbb{U}^{\frac{1}{2}} = o_p(\sqrt{p})$. Because $T_n^{-1} \mathbb{U}^{\frac{1}{2}}$ is bounded, we have $(\sum_j \sigma_{Yj}^{-2})(\hat{\tau}^2 - \tilde{\tau}^2) = o_p(\sqrt{p})$. Consequently,

$$\sum_j \sigma_{Yj}^{-2}(\hat{\tau}^2 - \tau_0^2) = \sum_j \sigma_{Yj}^{-2}(\hat{\tau}^2 - \tilde{\tau}_0^2) + \sum_j \sigma_{Yj}^{-2}(\tilde{\tau}_0^2 - \tau_0^2) = o_p(\sqrt{p}) + O_p(\sqrt{p}) = O_p(\sqrt{p})$$

Finally, because $\sigma_{Yj}^2 = \Theta(\frac{1}{n})$ for every j (see S3.1), $\sum_j \sigma_{Yj}^{-2} = \Theta(np)$, which leads to

$$\hat{\tau}^2 - \tau_0^2 = O_p\left(\frac{1}{n\sqrt{p}}\right) = o_p(1)$$

This completes the proof.

S4 Data availability for the real data application

The table below contains the data sources for the real data analysis.

Phenotype	1st	PubMed	URL to summary dataset
	Author	ID	
Traditional lipids	Hoffman	29507422	https://www.ebi.ac.uk/gwas/studies/GCST007141
Traditional lipids	Willer	24097068	http://csg.sph.umich.edu/abecasis/public/lipids2013/
Subfractions	Davis	29084231	http://csg.sph.umich.edu/boehnke/public/metsim-2017-lipoproteins/
Subfractions	Kettunen	27005778	http://www.computationalmedicine.fi/data/#NMR_GWAS
CAD	Nelson	28714975	http://www.cardiogramplusc4d.org/data-downloads/

References are listed at the end of this document

We use the summary statistics from Hoffman (GERA) and Davis (METSIM) to construct the selection dataset, and that from Willer (GLGC) and Kettunen to construct the exposure dataset, and that from Nelson (CARDIoGRAM & UKBB) to construct the outcome dataset. The raw data can be downloaded from <https://www.dropbox.com/scl/fo/om369vou15v4j0y7r7sm7/h?rlkey=mig1purkxm4say8135ixle63j&dl=0>. Visit <https://github.com/tye27/mr.divw/> for details of data preprocessing.

S5 Additional real data analysis results

In this section, we present the real data analysis results where we estimate the standard errors of MV-dIVW and MV-adIVW assuming balanced horizontal pleiotropy.

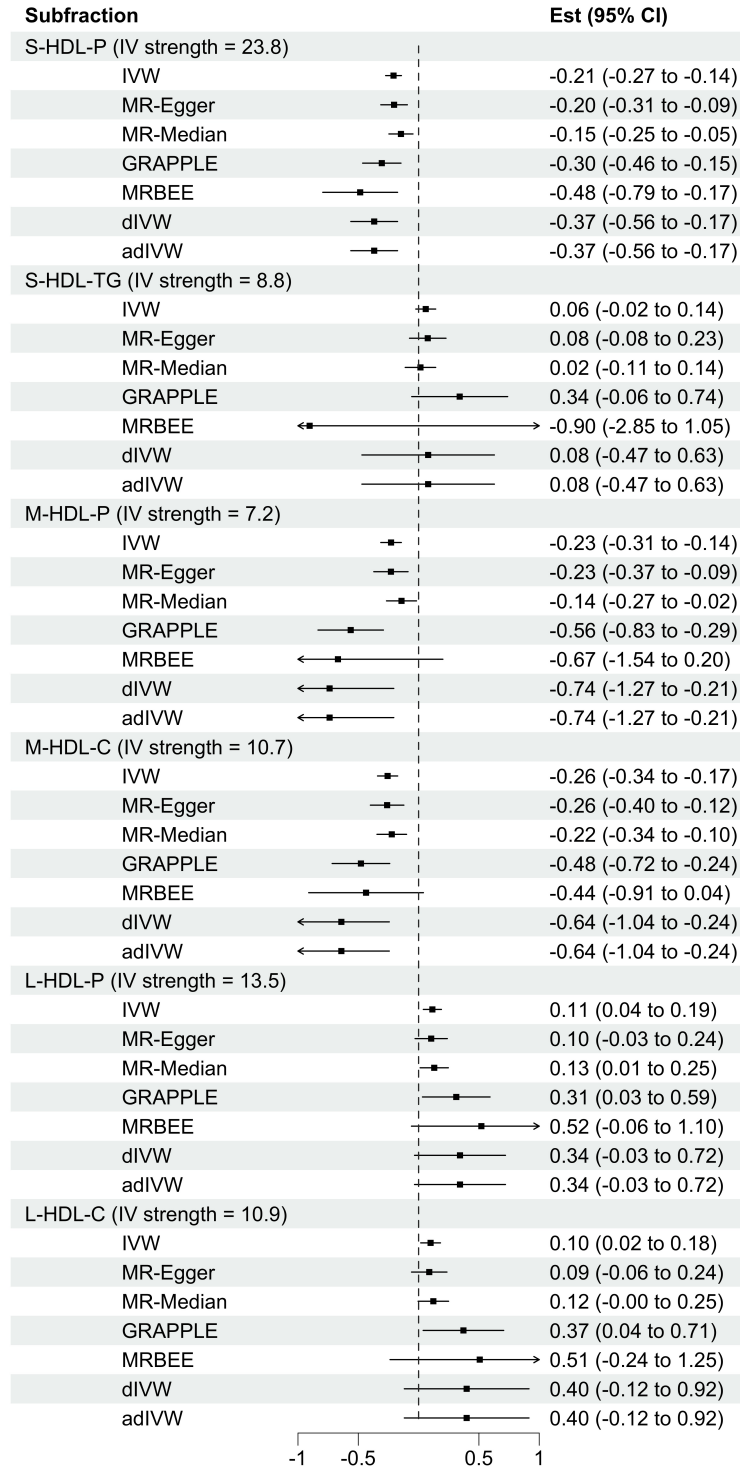


Figure 3: Estimated causal effects of individual HDL subfraction traits on coronary artery disease, controlling for traditional lipid levels (LDL-C, HDL-C, and TG). Seven MVMR methods were used. Point estimates (solid dot) and 95% confidence intervals (horizontal bars) are plotted with numerical estimates presented in the last column of the figure. Note that when estimating the standard errors of MV-dIVW and MV-adIVW, we assume balanced horizontal pleiotropy. The horizontal axis is on the log odds scale and capped between -1 and 1. In cases where a confidence interval extends beyond these axis limits, arrows are used to indicate this. IV strength is calculated by $\hat{\lambda}_{\min}/\sqrt{p}$.

S6 Extension to non-independent exposure and outcome datasets

Our proposed methods can be easily extended to non-independent exposure and outcome datasets. In this section, we sketch this direction of extension.

First, we relax Assumption 1 to allow for correlation between $\hat{\Gamma}_j$ and $\hat{\gamma}_j$. Specifically, we assume

$$\begin{pmatrix} \hat{\gamma}_j \\ \hat{\Gamma}_j \end{pmatrix} \sim N \left(\begin{pmatrix} \gamma_j \\ \Gamma_j \end{pmatrix}, \Xi_j \right), \quad (\text{S17})$$

where

$$\Xi_j = \text{diag}(\sigma_{Xj1}, \dots, \sigma_{XjK}, \sigma_{Yj}) \Sigma_{\text{overlap}} \text{diag}(\sigma_{Xj1}, \dots, \sigma_{XjK}, \sigma_{Yj}) = \begin{pmatrix} \Sigma_{Xj} & \Sigma_{XYj} \\ \Sigma_{XYj}^T & \sigma_{Yj}^2 \end{pmatrix},$$

Σ_{overlap} is the positive definite correlation matrix shared across j and Σ_{XYj} is a vector representing the known covariance between $\hat{\gamma}_j$ and $\hat{\Gamma}_j$.

We then note that due to the correlation between $\hat{\gamma}_j$ and $\hat{\Gamma}_j$, $E\left(\sum_j \hat{\gamma}_j \hat{\Gamma}_j \sigma_{Yj}^{-2}\right)$ no longer equals $\sum_j M_j \beta_0$. Instead, we have

$$E\left(\sum_j \hat{\gamma}_j \hat{\Gamma}_j \sigma_{Yj}^{-2}\right) = \sum_j \Sigma_{XYj} \sigma_{Yj}^{-2} + \sum_j M_j \beta_0 \quad (\text{S18})$$

This induces bias to the “numerator” of the MV-dIVW and MV-adIVW estimator. A straightforward way to correct for this bias is modifying the “numerator” to be $\sum_j (\hat{\gamma}_j \hat{\Gamma}_j - \Sigma_{XYj}) \sigma_{Yj}^{-2}$, leading to the following general formulation of the MV-adIVW estimator:

$$\hat{\beta}_{\text{adIVW}, \phi} = \left\{ R_\phi \left(\sum_{j=1}^p \hat{M}_j - V_j \right) \right\}^{-1} \left\{ \sum_{j=1}^p (\hat{\gamma}_j \hat{\Gamma}_j - \Sigma_{XYj}) \sigma_{Yj}^{-2} \right\}. \quad (\text{S19})$$

with the variance-covariance matrix given by

$$\begin{aligned} \mathcal{V}_{\text{adIVW}} = & \left\{ \sum_{j=1}^p M_j \right\}^{-1} \left[\sum_{j=1}^p \left\{ (1 + \beta_0^T V_j \beta_0 - 2\beta_0^T W_j)(M_j + V_j) + V_j \beta_0 \beta_0^T V_j \right. \right. \\ & \left. \left. - V_j \beta_0 W_j^T - W_j \beta_0^T V_j + (1 + 4\beta_0^T W_j) W_j W_j^T \right\} \right] \left\{ \sum_{j=1}^p M_j \right\}^{-1}. \end{aligned}$$

where $W_j = \Sigma_{XYj} \sigma_{Yj}^{-2}$. When there is no overlap between exposure and outcome datasets, i.e., $\Sigma_{XYj} = 0$, the above formula reduces to the formulas in the main article. A consistent estimator of $\mathcal{V}_{\text{adIVW}}$ can be obtained by replacing $\sum_{j=1}^p M_j$ and β_0 with respectively $R_\phi(\sum_{j=1}^p \hat{M}_j - V_j)$ and $\hat{\beta}_{\text{adIVW}, \phi}$.

In practice, Σ_{Xj} 's and Σ_{XYj} 's are typically unknown. We can follow the strategy outlined in S1.3.1 to estimate it based on summary data (Wang et al. (2021)). To choose ϕ with overlapping datasets, we can minimize the following objective function:

$$J_\times(\phi) = \sum_{j=1}^p \frac{(\hat{\Gamma}_j - \hat{\gamma}_j^T \hat{\beta}_{\text{adIVW}, \phi})^2}{\sigma_{Yj}^2 + \hat{\beta}_{\text{adIVW}, \phi}^T \Sigma_{Xj} \hat{\beta}_{\text{adIVW}, \phi} - 2\hat{\beta}_{\text{adIVW}, \phi}^T \Sigma_{XYj}}, \quad \text{subject to } \phi \in B_n,$$

where B_n can take the same form as described in the main text.

We now perform some simulations to evaluate the performance of this new estimator. Following almost the same simulation setting as in Table 1, we first perform a simulation study to investigate the performance of the new MV-adIVW estimator on handling overlapping samples when overall IV strength is relatively large. In this simulation study, we do not scale the true SNP-exposure associations, but we consider three different true values of β_0 . We next repeat the simulation study in Table 1 in the main text to evaluate the performance with weak IVs. In both simulation studies, we generate summary statistics from (S17) with Σ_{overlap} being a compound symmetric matrix with off-diagonal terms being 0.7. We compare the MV-adIVW estimator presented in Equation (9) of the main paper (ignoring the overlap), the new MV-adIVW estimator in (S19) and GRAPPLE which can also handle overlapping datasets (Wang et al. (2021)).

From Table S13-S15, we can see that ignoring the overlap between exposure and outcome datasets leads to biased estimates and poor coverage probabilities of 95% confidence intervals from the standard MV-adIVW estimator. In comparison, the new MV-adIVW estimator effectively corrects for the bias due to the overlap and yields coverage probabilities close to the nominal level of 0.95. GRAPPLE has similar performance to the new MV-adIVW estimator with slightly worse coverage probabilities. Similar observations apply to Table S16.

Table S13: Simulation results for three MVMR estimators in simulation study 1 with 10,000 repetitions, when Factor 1 = (i), Factor 2 = (i), Factor 3 = (i), Factor 4 takes $\mathbf{D} = \mathbf{1}$. In other words, $\beta_0 = (\beta_{01}, \beta_{02}, \beta_{03}) = (0.6, 0.1, -0.2)$, $\rho = 0.7$, and all three exposures have similar IV strength. $p = 145$. λ_{\min} is the minimum eigenvalue of the true IV strength matrix $\sum_{j=1}^p \Omega_j^{-1} \gamma_j \gamma_j^T \Omega_j^{-T}$.

λ_{\min}/\sqrt{p}	Estimator	$\beta_{01} = -0.6$				$\beta_{02} = 0.1$				$\beta_{03} = -0.2$			
		Est	SD	SE	CP	Est	SD	SE	CP	Est	SD	SE	CP
222.4	adIVW in (9)	0.611	0.006	0.010	0.905	0.104	0.004	0.007	0.991	-0.188	0.006	0.011	0.933
	adIVW in (S19)	0.600	0.006	0.006	0.957	0.100	0.004	0.004	0.950	-0.200	0.006	0.007	0.958
	GRAPPLE	0.600	0.006	0.006	0.950	0.100	0.004	0.004	0.953	-0.200	0.006	0.006	0.955

Table S14: Simulation results for three MVMR estimators in simulation study 1 with 10,000 repetitions, when Factor 1 = (i), Factor 2 = (i), Factor 3 = (i), Factor 4 takes $\mathbf{D} = \mathbf{1}$, and when exposure and outcome datasets are overlapping. In other words, $\beta_0 = (\beta_{01}, \beta_{02}, \beta_{03}) = (-0.2, 0.1, -0.2)$, $\rho = 0.7$, and all three exposures have similar IV strength. $p = 145$. λ_{\min} is the minimum eigenvalue of the true IV strength matrix $\sum_{j=1}^p \Omega_j^{-1} \gamma_j \gamma_j^T \Omega_j^{-T}$.

λ_{\min}/\sqrt{p}	Estimator	$\beta_{01} = -0.2$				$\beta_{02} = 0.1$				$\beta_{03} = -0.2$			
		Est	SD	SE	CP	Est	SD	SE	CP	Est	SD	SE	CP
222.4	adIVW in (9)	-0.189	0.009	0.007	0.646	0.104	0.007	0.005	0.824	-0.189	0.010	0.008	0.669
	adIVW in (S19)	-0.200	0.009	0.009	0.946	0.100	0.007	0.007	0.949	-0.200	0.011	0.011	0.947
	GRAPPLE	-0.199	0.009	0.010	0.950	0.100	0.007	0.007	0.953	-0.199	0.011	0.011	0.953

Table S15: Simulation results for three MVMR estimators in simulation study 1 with 10,000 repetitions, when Factor 1 = (i), Factor 2 = (i), Factor 3 = (i), Factor 4 takes $\mathbf{D} = \mathbf{1}$, and when exposure and outcome datasets are overlapping. In other words, $\beta_0 = (\beta_{01}, \beta_{02}, \beta_{03}) = (0, 0, 0)$, $\rho = 0.7$, and all three exposures have similar IV strength. $p = 145$. λ_{\min} is the minimum eigenvalue of the true IV strength matrix $\sum_{j=1}^p \Omega_j^{-1} \gamma_j \gamma_j^T \Omega_j^{-T}$.

λ_{\min}/\sqrt{p}	Estimator	$\beta_{01} = 0$				$\beta_{02} = 0$				$\beta_{03} = 0$			
		Est	SD	SE	CP	Est	SD	SE	CP	Est	SD	SE	CP
222.4	adIVW in (9)	0.011	0.006	0.007	0.615	0.004	0.005	0.005	0.884	0.011	0.007	0.007	0.666
	adIVW in (S19)	0.000	0.007	0.007	0.949	0.000	0.005	0.005	0.951	0.000	0.008	0.007	0.946
	GRAPPLE	0.000	0.007	0.007	0.950	0.000	0.005	0.005	0.954	0.000	0.008	0.008	0.951

Table S16: Simulation results for three MVMR estimators in simulation study 1 with 10,000 repetitions, when Factor 1 = (i), Factor 2 = (ii), Factor 3 = (i) and when exposure and outcome datasets are overlapping. In other words, $\beta_0 = (\beta_{01}, \beta_{02}, \beta_{03}) = (-0.5, -0.7, 0.3)$, $\rho = 0.7$, and all three exposures have similar IV strength. $p = 145$. λ_{\min} is the minimum eigenvalue of the true IV strength matrix $\sum_{j=1}^p \Omega_j^{-1} \gamma_j \gamma_j^T \Omega_j^{-T}$.

λ_{\min}/\sqrt{p}	estimator	$\beta_{01} = -0.5$				$\beta_{02} = -0.7$				$\beta_{03} = 0.3$			
		Est	SD	SE	CP	Est	SD	SE	CP	Est	SD	SE	CP
35.6	adIVW in (9)	-0.437	0.043	0.035	0.522	-0.679	0.030	0.024	0.779	0.367	0.048	0.038	0.537
	adIVW in (S19)	-0.508	0.051	0.048	0.949	-0.703	0.034	0.034	0.954	0.292	0.055	0.053	0.945
	GRAPPLE	-0.494	0.043	0.043	0.940	-0.697	0.031	0.032	0.952	0.305	0.049	0.049	0.947
11.0	adIVW in (9)	-0.292	0.081	0.066	0.192	-0.629	0.049	0.041	0.513	0.518	0.090	0.070	0.201
	adIVW in (S19)	-0.516	0.102	0.111	0.951	-0.708	0.066	0.069	0.959	0.282	0.115	0.117	0.945
	GRAPPLE	-0.481	0.085	0.083	0.919	-0.693	0.058	0.058	0.943	0.318	0.096	0.096	0.931
7.4	adIVW in (9)	-0.184	0.129	0.098	0.107	-0.593	0.059	0.053	0.372	0.633	0.137	0.102	0.123
	adIVW in (S19)	-0.487	0.311	0.169	0.941	-0.695	0.104	0.095	0.954	0.288	0.281	0.165	0.929
	GRAPPLE	-0.474	0.111	0.106	0.906	-0.690	0.071	0.071	0.944	0.324	0.126	0.124	0.925

References for the Supplement

- Bulik-Sullivan, B., Finucane, H. K., Anttila, V., Gusev, A., Day, F. R., Loh, P.-R., Consortium, R., Consortium, P. G., for Anorexia Nervosa of the Wellcome Trust Case Control Consortium 3, G. C., Duncan, L., et al. (2015). An atlas of genetic correlations across human diseases and traits. *Nature Genetics*, 47(11):1236–1241.
- Chao, J. C. and Swanson, N. R. (2005). Consistent estimation with a large number of weak instruments. *Econometrica*, 73(5):1673–1692.
- Davis, J. P., Huyghe, J. R., Locke, A. E., Jackson, A. U., Sim, X., Stringham, H. M., Teslovich, T. M., Welch, R. P., Fuchsberger, C., Narisu, N., et al. (2017). Common, low-frequency, and rare genetic variants associated with lipoprotein subclasses and triglyceride measures in Finnish men from the METSIM study. *PLOS genetics*, 13(10):e1007079.

- Global Lipids Genetics Consortium (2013). Discovery and refinement of loci associated with lipid levels. *Nature Genetics*, 45(11):1274–1283.
- Hoffmann, T. J., Theusch, E., Halder, T., Ranatunga, D. K., Jorgenson, E., Medina, M. W., Kvale, M. N., Kwok, P.-Y., Schaefer, C., Krauss, R. M., et al. (2018). A large electronic-health-record-based genome-wide study of serum lipids. *Nature Genetics*, 50(3):401–413.
- Kettunen, J., Demirkan, A., Würtz, P., Draisma, H. H., Haller, T., Rawal, R., Vaarhorst, A., Kangas, A. J., Lyytikäinen, L.-P., Pirinen, M., et al. (2016). Genome-wide study for circulating metabolites identifies 62 loci and reveals novel systemic effects of LPA. *Nature Communications*, 7(1):11122.
- Nelson, C. P., Goel, A., Butterworth, A. S., Kanoni, S., Webb, T. R., Marouli, E., Zeng, L., Ntalla, I., Lai, F. Y., Hopewell, J. C., et al. (2017). Association analyses based on false discovery rate implicate new loci for coronary artery disease. *Nature Genetics*, 49(9):1385–1391.
- the CARDIoGRAMplusC4D Consortium, Nikpay, M., Goel, A., Won, H.-H., Hall, L. M., Willenborg, C., and et al. (2015). A comprehensive 1000 genomes-based genome-wide association meta-analysis of coronary artery disease. *Nature Genetics*, 47:1121–1130.
- Van Wieringen, W. N. and Peeters, C. F. (2016). Ridge estimation of inverse covariance matrices from high-dimensional data. *Computational Statistics & Data Analysis*, 103:284–303.
- Wang, J., Zhao, Q., Bowden, J., Hemani, G., Davey Smith, G., Small, D. S., and Zhang, N. R. (2021). Causal inference for heritable phenotypic risk factors using heterogeneous genetic instruments. *PLOS Genetics*, 17(6):1–24.