

Eberhard Karls Universität Tübingen
Mathematisch-Naturwissenschaftliche Fakultät
Wilhelm-Schickard-Institut für Informatik

Master Thesis

Context-Sensitive Abstract Interpretation of Dynamic Languages

Franciszek Piszcz

May 5, 2023

Reviewers

Jun. Prof. Jonathan Immanuel
Brachthäuser
Software Engineering
Wilhelm-Schickard-Institut für Informatik
Universität Tübingen

Prof. Klaus Ostermann
Programming Languages
Wilhelm-Schickard-Institut für Informatik
Universität Tübingen

Advisors

Dr. Philipp Schuster
Programming Languages
Wilhelm-Schickard-Institut für Informatik
Universität Tübingen

Jun. Prof. Jonathan Immanuel
Brachthäuser
Software Engineering
Wilhelm-Schickard-Institut für Informatik
Universität Tübingen

Piszc, Franciszek:

Context-Sensitive Abstract Interpretation of Dynamic
Languages

Master Thesis Machine Learning

Eberhard Karls Universität Tübingen

Thesis period: 15.11.2022 - 15.05.2023

Abstract

There is a vast gap in the quality of IDE tooling between static languages like Java and dynamic languages like Python or JavaScript. Modern frameworks and libraries in these languages heavily use their dynamic capabilities to achieve the best ergonomics and readability. This has a side effect of making the current generation of IDEs blind to control flow and data flow, which often breaks navigation, autocompletion and refactoring.

In this thesis we propose an algorithm that can bridge this gap between tooling for dynamic and static languages by statically analyzing dynamic metaprogramming and runtime reflection in programs. We use a technique called abstract interpretation to partially execute programs and extract information that is usually only available at runtime. Our algorithm has been implemented in a prototype analyzer that can analyze programs written in a subset of JavaScript.

Acknowledgements

I would like to thank Dr. Philipp Schuster and Prof. Jonathan Brachthäuser for giving me ideas and encouraging me to pursue them.

Contents

1	Introduction	1
1.1	Contents	2
2	TinyScript - a subset of JavaScript	3
2.1	Syntax	5
2.2	Semantics of TinyScript ⁺	7
2.3	Closure conversion	13
2.4	Semantics of TinyScript	13
3	Program analysis	17
3.1	Problem statement	17
3.2	Collecting semantics of TinyScript	17
3.3	Abstract interpretation as a framework for building program analyzers	18
4	A naive approach	21
4.1	Abstract domains	22
4.2	Analysis algorithm	26
5	Context-sensitive analysis	31
5.1	Calling contexts	31
5.2	Value lattice	37
5.3	Examples of context-sensitivity	42
5.4	Revisiting allocation-site abstraction	44

5.5	Abstract states	49
5.6	Analysis algorithm	52
6	Implementation	58
7	Conclusions and future work	61
	Appendix: Closure Conversion	63
	Bibliography	67

Chapter 1

Introduction

Dynamic languages, such as Python, JavaScript or R, offer a lot of flexibility in the way programs are structured. Modern libraries and frameworks leverage it to introduce declarative ways of writing code, tailored to their domain. The result is concise, readable code, ergonomic APIs and little boilerplate. This style of writing software is prevalent in the ecosystems of dynamic languages. As a side effect, it is common that program components are wired up at runtime according to some declarative description. This in turn makes the current generation of IDEs and related tools completely blind to control flow and data flow. There is a vast gap in tooling quality between dynamic languages like Python and static languages like Java.

Most efforts to bridge this gap concentrate on designing static type systems to model common dynamic patterns. However, retrofitting static typing to languages whose main strength lies in their flexibility feels wrong. To benefit from this approach, programmers need to adapt their coding style to the type system, and write some type annotations. This is not why they had chosen a dynamically-typed language in the first place. Many instances of dynamic metaprogramming are hard to express in the language of types, so these type systems make exceptions for the most popular frameworks and treat them in a special way. For example, in MyPy it is achieved by extending the type checker with plugins.

In this thesis we propose an algorithm that can lift the quality of IDE support for dynamic languages to the level commonly seen in statically-typed ones. Our approach is general and does not rely on type annotations or special treatment of common patterns. We use a technique called abstract interpretation to partially execute programs and extract information that is usually only available at runtime. This enables our analysis to see all control flow and data flow, even when it is buried deep in the internals of some framework and obfuscated by the use of metaprogramming or runtime reflection. Our algorithm has been implemented in a prototype analyzer that can analyze programs written

in a subset of JavaScript.

1.1 Contents

In Chapter 2 we formally describe a minimal subset of JavaScript. Illustrating our algorithms in terms of a small language allows us to focus on principles and abstract away from technical details. Chapter 3 describes static analysis of programs as a specific computational problem and introduces the theory of abstract interpretation. In Chapter 4 we get familiar with the framework of abstract interpretation by defining a naive static analysis. Chapter 5 contains our main contribution, where we develop a context-sensitive analysis with heap cloning, along with underlying theory and abstract domains. Finally, in Chapter 6 we talk about our prototype implementation.

Chapter 2

TinyScript - a subset of JavaScript

Our goal is to discuss and implement algorithms that can analyze code written in dynamic languages. In particular, we are interested in methods that can accurately model dynamic behaviour, such as:

- runtime reflection,
- dynamic class creation,
- computed properties,
- overwriting methods of a class at runtime.

Languages such as JavaScript or Python, in addition to these dynamic capabilities, also have complex object models and offer a rich variety of builtin types and operations. For example, Python has:

- metaclasses - ability to customize class creation
- `__init_class__` - another, more lightweight way to customize class creation
- `__slots__` - a way for classes to define their memory layout to optimize space usage
- multiple inheritance with complex rules for determining method resolution order
- a mechanism to define class attributes that run custom code on read and write (property getters and setters)
- another mechanism to intercept all attribute reads and writes at the level of a class (`__getattr__` and `__setattr__`)

- a way to intercept all attribute reads and writes of a module (global `__getattr__` and `__setattr__`)
- overloading operators for user-defined types
- inheriting from builtin types such as `int` or `list`
- etc.

On the other hand, JavaScript also has a quite elaborate data model:

- `getset` descriptors run arbitrary code on property reads and writes, like property getters and setters in Python
- properties have a set of flags that control whether they can be enumerated, modified or redefined
- a few different ways to define classes and methods, depending on language version (ES5 / ES6 / ES7)
- 2 ways to define functions, with subtly different semantics when used as a method
- special proxy objects that intercept all property accesses (like `__getattr__` and `__setattr__` in Python)
- a few different ways to define and import modules (commonjs, AMD, UMD, ES6, `<script>` tags)
- etc.

Therefore, the task of analyzing code written in these languages naturally leads to two distinct subproblems:

1. Design of general methods to simulate dynamic behaviour during analysis
2. Encoding all intricacies of a particular language's data model

In this thesis we want to focus on the first one - on the essence - and we want to abstract away from technical details. To do this, we will pick a "minimum viable subset" of JavaScript. This subset is capable of expressing most of commonly occurring dynamic patterns.

2.1 Syntax

Intermediate representation

To further simplify the design of analysis algorithms, we define two variants of TinyScript. A high-level surface language and a simpler intermediate language. There are two considerations that together make this split a desirable choice:

1. First-class functions, and in particular their ability to capture variables in a lexical closure, are a central element of many dynamic patterns. Therefore, it is important to support these constructs.
2. On the other hand, these lexical closures can be nested arbitrarily many times. Keeping track of which variable belongs to which lexical scope would be a great source of accidental complexity in an analysis algorithm. As we will see, program analysis is already a complex problem, so it's worth disentangling it from other aspects that can be handled separately.

Therefore, we introduce a preprocessing step, *closure conversion*, that converts the surface language TinyScript⁺ into the intermediate language TinyScript. This step rewrites all variable-capturing functions to explicitly take the outer environment (a closure) as an argument, and changes their runtime representation into a pair of closure and code. This results in programs that are easier to analyze: all data flow is explicit because reified environments are first-class citizens.

Grammar

We define the grammar of TinyScript⁺ and TinyScript in a BNF-like notation:

$int \in \mathbf{Int}$	$::=$	$0 \mid 1 \mid -1 \mid 2 \mid -2 \mid \dots$	integer literals
$str \in \mathbf{Str}$	$::=$	$" \mid "abc" \mid "123" \mid \dots$	string literals
$bool \in \mathbf{Bool}$	$::=$	$\mathbf{true} \mid \mathbf{false}$	boolean literals
$id \in \mathbf{Id}$	$::=$	$a \mid b \mid \mathbf{foo} \mid \mathbf{bar} \mid \dots$	identifiers
$e \in \mathbf{Expr}$	$::=$	$int \mid str \mid bool \mid \mathbf{null}$	constants
		$\mid id$	variables
		$\mid e.id$	properties
		$\mid e_1[e_2]$	array elements
		$\mid id = e$	variable assignments
		$\mid e_1.id = e_2$	property assignments

	$e_1[e_2] = e_3$	array element assignments
	$e_1 + e_2$ $e_1 - e_2$	
	$e_1 * e_2$ e_1 / e_2	binary operators
	$e_0(e_1, e_2, \dots)$	function calls
	$\{id_1: e_1, id_2: e_2, \dots\}$	object literals
	$[e_1, e_2, \dots]$	array literals
	bind-closure id	reify current environment as a lexical closure cl , create bound function object (cl, id) , where id is a name of some global function declaration
$e \in \mathbf{Expr}^+$	$::= e \in (\mathbf{Expr} \setminus \{\mathbf{bind-closure} \ id\})$	basic expressions excluding reified closures
	function $(id_1, id_2, \dots) \{$ $s; \text{ return } e$ $\}$	lambda functions
$s \in \mathbf{Stmt}$	$::= \langle \text{empty} \rangle$	no-ops
	e	expression statements
	$s_1; s_2$	compound statements
	var $id = e$	variable declarations
	if $(e) \{ s_1 \}$ else $\{ s_2 \}$	conditionals
	for $(\text{var } id \text{ in } e) \{ s \}$	for loops
	while $(e) \{ s \}$	while loops
$s \in \mathbf{Stmt}^+$	$::= s \in \mathbf{Stmt}$	basic statements
	function $id_0(id_1, id_2, \dots) \{$ $s; \text{ return } e$ $\}$	function declarations
$d \in \mathbf{Decl}$	$::= \text{function } id_0(id_1, id_2, \dots) \{$ $s; \text{ return } e$ $\}$	global function declarations
$p \in \mathbf{Prog}$	$::= (s, d_1 d_2 \dots d_n)$	programs in the intermediate representation consist of an entry

point, which is a statement, and
a sequence of global declarations

$$p \in \mathbf{Prog}^+ ::= s$$

surface-level programs are simply
(sequences of) statements

Note that in the above we made a small notational shortcut. By

$$\begin{aligned} s \in \mathbf{Stmt}^+ &::= s \in \mathbf{Stmt} \mid \langle \text{additions} \rangle \\ e \in \mathbf{Expr}^+ &::= e \in (\mathbf{Expr} \setminus \{\text{bind-closure } id\}) \mid \langle \text{additions} \rangle \end{aligned}$$

we mean that we are extending the set of *productions* that generate **Stmt** and **Expr** with new $\langle \text{additions} \rangle$. This means that \mathbf{Stmt}^+ is *not* defined in terms of **Stmt**. The two definitions are independent and both are recursive, and the set of productions that generate \mathbf{Stmt}^+ is equal to the set of productions that generate **Stmt** extended with $\langle \text{additions} \rangle$.

2.2 Semantics of TinyScript⁺

Semantic domains

A running TinyScript program will be operating on some area of memory, which in particular will include stack and heap-allocated data. For the purposes of defining the semantics of TinyScript, we will call this memory a **Store**. A store is a function that assigns a value to each memory location that belongs to the program, and a special value `null` to all other (invalid) memory locations:

$$\mathbf{Store} = \mathbf{Loc} \rightarrow \mathbf{Val}$$

Because usually primitive types are passed by value and composite types are passed by reference (they are sometimes called *boxed types*), it is beneficial to distinguish between 2 types of locations in the store:

$$\mathbf{Loc} = \langle \text{locations to store values of primitive types} \\ \text{and references to composite types} \rangle$$

$$\mathbf{Box} = \langle \text{locations to store payloads of composite types} \rangle$$

$$\mathbf{Store} = (\mathbf{Loc} \rightarrow \mathbf{Val}) \text{ or } (\mathbf{Box} \rightarrow \mathbf{Payload}), \text{ depending on the context}$$

Special functions *alloc* and *allocbox* generate a fresh memory location and make it accessible for the program to manipulate:

$$\begin{aligned} \text{alloc} &: \mathbf{Store} \rightarrow \mathbf{Loc} \\ \text{allocbox} &: \mathbf{Store} \rightarrow \mathbf{Box} \end{aligned}$$

Values manipulated by the program can be either primitive - integers, strings, booleans, functions and nulls, or they can be references to *boxed* composite types - objects and arrays:

$$\begin{aligned}\mathbf{Val} &= \mathbf{Int} \cup \mathbf{Str} \cup \mathbf{Bool} \cup \mathbf{Fun} \cup \{\mathbf{null}\} \cup \mathbf{Box} \\ \mathbf{Payload} &= \mathbf{Obj} \cup \mathbf{Arr} \cup \{\mathbf{null}\}\end{aligned}$$

Objects in TinyScript are functions that assign values to the names of their properties, and nulls to all other identifiers:

$$\mathbf{Obj} = \mathbf{Id} \rightarrow \mathbf{Val}$$

Arrays are finite sequences of values:

$$\mathbf{Arr} = \mathbf{Val}^*$$

Functions in TinyScript can have side effects, so they map tuples of (arguments, memory state before the call) into tuples of (result, memory state after the call):

$$\mathbf{Fun} = \mathbf{Val}^* \rightarrow \mathbf{Store} \rightarrow \mathbf{Val} \times \mathbf{Store}$$

There is one more semantic domain that we will need: lexical environments. They map variable names into memory locations in the store:

$$\mathbf{Env} = \mathbf{Id} \rightarrow \mathbf{Loc} \cup \{\mathbf{null}\}$$

Semantic functions

We will describe semantics of TinyScript in a denotational style. A set of mutually recursive partial functions map program and its input into memory state at the end of successful execution. We need partial functions because some program runs will never terminate, and some will encounter an unrecoverable runtime error. We define these partial functions using a system of equations. We define these equations only for well-behaved programs. Whenever one of these partial functions is not defined for a given combination of arguments (there is no matching equation), this means that a program has encountered an unrecoverable runtime error. Whenever an attempt to determine a value of a function using these equations leads to an infinite number of reasoning steps, or a circular dependency on itself, this means that a corresponding execution does not terminate. A program input is a single string, which is placed in a global variable called `input` before the start of a program. For simplicity we don't define any builtin operations for printing outputs and we treat memory state at the end as the output.

$$\mathit{PROG}[\![\cdot]\!] : \mathbf{Prog}^+ \longrightarrow \mathbf{Str} \rightarrow \mathbf{Env} \times \mathbf{Store}$$

To allow for mutually recursive definitions in our programs, we split semantics of statements into 2 phases. In the first phase, \mathcal{H} , we scan the code for declarations of functions and variables (in JavaScript this is known as *hoisting*) and gather them into a lexical environment. A second phase, \mathcal{S} , executes code inside this lexical environment.

$$\begin{aligned}\mathcal{H}[\cdot] &: \mathbf{Stmt}^+ \longrightarrow \mathbf{Env} \rightarrow \mathbf{Store} \rightarrow \mathbf{Env} \\ \mathcal{S}[\cdot] &: \mathbf{Stmt}^+ \longrightarrow \mathbf{Env} \rightarrow \mathbf{Store} \rightarrow \mathbf{Store}\end{aligned}$$

Finally, we define semantics of expressions (which can have side effects) as functions that map lexical environment and memory state before evaluating the expression into memory state afterwards and the computed value:

$$\mathcal{E}[\cdot] : \mathbf{Expr}^+ \longrightarrow \mathbf{Env} \rightarrow \mathbf{Store} \rightarrow \mathbf{Val} \times \mathbf{Store}$$

Denotations of programs and statements

$\mathcal{PROG}[s] \text{ in} = (\rho_2, \sigma_2)$ where

$$\begin{aligned}\rho_\emptyset : \mathbf{Env} &= \lambda x. \mathbf{null} \\ \sigma_\emptyset : \mathbf{Store} &= \lambda x. \mathbf{null} \\ loc : \mathbf{Loc} &= alloc \sigma_\emptyset \\ \rho_1 : \mathbf{Env} &= \rho_\emptyset[\mathbf{input} \mapsto loc] \\ \sigma_1 : \mathbf{Store} &= \sigma_\emptyset[loc \mapsto in] \\ \rho_2 : \mathbf{Env} &= \mathcal{H}[s] \rho_1 \sigma_1 \\ \sigma_2 : \mathbf{Store} &= \mathcal{S}[s] \rho_2 \sigma_1\end{aligned}$$

$$\mathcal{H}[\langle empty \rangle] \rho \sigma = \rho$$

$$\mathcal{H}[e] \rho \sigma = \rho$$

$\mathcal{H}[s_1; s_2] \rho \sigma = \rho_2$ where

$$\begin{aligned}\rho_1 : \mathbf{Env} &= \mathcal{H}[s_1] \rho \sigma \\ \rho_2 : \mathbf{Env} &= \mathcal{H}[s_2] \rho_1 \sigma\end{aligned}$$

$$\mathcal{H}[\mathbf{var} \text{ } id = e] \rho \sigma = \rho[id \mapsto alloc \sigma]$$

$\mathcal{H}[\mathbf{if} (e) \{ s_1 \} \mathbf{else} \{ s_2 \}] \rho \sigma = \rho_2$ where

$$\begin{aligned}\rho_1 : \mathbf{Env} &= \mathcal{H}[s_1] \rho \sigma \\ \rho_2 : \mathbf{Env} &= \mathcal{H}[s_2] \rho_1 \sigma\end{aligned}$$

$$\mathcal{H}[\mathbf{for} (\mathbf{var} \text{ } id \text{ in } e) \{ s \}] \rho \sigma = (\mathcal{H}[s] \rho \sigma)[id \mapsto alloc \sigma]$$

$$\mathcal{H}[\mathbf{while} (e) \{ s \}] \rho \sigma = \mathcal{H}[s] \rho \sigma$$

$$\mathcal{H}[\text{function } id_0(id_1, id_2, \dots) \{ s; \text{return } e \}] \rho \sigma = \rho[id_0 \mapsto alloc \sigma]$$

$$\mathcal{S}[\langle empty \rangle] \rho \sigma = \sigma$$

$$\mathcal{S}[e] \rho \sigma = \sigma_1 \text{ where}$$

$$(_, \sigma_1) : \mathbf{Val} \times \mathbf{Store} = \mathcal{E}[e] \rho \sigma$$

$$\mathcal{S}[s_1; s_2] \rho \sigma = \sigma_2 \text{ where}$$

$$\sigma_1 : \mathbf{Store} = \mathcal{S}[s_1] \rho \sigma$$

$$\sigma_2 : \mathbf{Store} = \mathcal{S}[s_2] \rho \sigma_1$$

$$\mathcal{S}[\text{var } id = e] \rho \sigma = \sigma_1[\rho id \mapsto v] \text{ where}$$

$$(v, \sigma_1) : \mathbf{Val} \times \mathbf{Store} = \mathcal{E}[e] \rho \sigma$$

$$\mathcal{S}[\text{if } (e) \{ s_1 \} \text{ else } \{ s_2 \}] \rho \sigma = \sigma_2 \text{ where}$$

$$(v, \sigma_1) : \mathbf{Val} \times \mathbf{Store} = \mathcal{E}[e] \rho \sigma$$

$$\sigma_2 : \mathbf{Store} = \begin{cases} \mathcal{S}[s_2] \rho \sigma_1 & \text{when } v \in \{\text{false}, \text{null}, 0, ""\} \\ \mathcal{S}[s_1] \rho \sigma_1 & \text{otherwise} \end{cases}$$

$$\mathcal{S}[\text{for } (\text{var } id \text{ in } e) \{ s \}] \rho \sigma = f(arr) \sigma_1 \text{ where}$$

$$(v, \sigma_1) : \mathbf{Val} \times \mathbf{Store} = \mathcal{E}[e] \rho \sigma$$

$$arr : \mathbf{Val}^* = \sigma_1 v \text{ when } v \in \mathbf{Box} \text{ and } \sigma_1 v \in \mathbf{Arr}$$

$$f : \mathbf{Val}^* \rightarrow \mathbf{Store} \rightarrow \mathbf{Store}$$

$$f(v_1 \dots v_n) \sigma = \begin{cases} \sigma & \text{when } n = 0 \\ f(v_2 \dots v_n)(\mathcal{S}[s] \rho(\sigma[\rho id \mapsto v_1])) & \text{otherwise} \end{cases}$$

$$\mathcal{S}[\text{while } (e) \{ s \}] \rho \sigma = \sigma_2 \text{ where}$$

$$(v, \sigma_1) : \mathbf{Val} \times \mathbf{Store} = \mathcal{E}[e] \rho \sigma$$

$$\sigma_2 : \mathbf{Store} = \begin{cases} \sigma_1 & \text{when } v \in \{\text{false}, \text{null}, 0, ""\} \\ \mathcal{S}[\text{while } (e) \{ s \}] \rho(\mathcal{S}[s] \rho \sigma_1) & \text{otherwise} \end{cases}$$

$$\mathcal{S}[\text{function } id_0(id_1, \dots, id_n) \{ s; \text{return } e \}] \rho \sigma_0 = \sigma_0[\rho id_0 \mapsto f]$$

with $f : \mathbf{Fun}$, $f(v_1 \dots v_n) \sigma = \mathcal{E}[e] \rho_2 \sigma_2$ where

$$\rho_1 : \mathbf{Env} = \rho[id_1 \mapsto alloc \sigma] \dots [id_n \mapsto alloc \sigma]$$

$$\rho_2 : \mathbf{Env} = \mathcal{H}[s] \rho_1 \sigma$$

$$\sigma_1 : \mathbf{Store} = \sigma[\rho_2 id_1 \mapsto v_1] \dots [\rho_2 id_n \mapsto v_n]$$

$$\sigma_2 : \mathbf{Store} = \mathcal{S}[s] \rho_2 \sigma_1$$

Denotations of expressions

$$\mathcal{E}[\![v]\!] \rho \sigma = (v, \sigma) \text{ when } v \in \mathbf{Int} \cup \mathbf{Str} \cup \mathbf{Bool} \cup \{\mathbf{null}\}$$

$$\mathcal{E}[\![id]\!] \rho \sigma = (\sigma(\rho id), \sigma)$$

$$\mathcal{E}[\![e.id]\!] \rho \sigma = (oid, \sigma_1) \text{ where}$$

$$(v, \sigma_1) : \mathbf{Val} \times \mathbf{Store} = \mathcal{E}[\![e]\!] \rho \sigma$$

$$o : \mathbf{Obj} = \sigma_1 v \text{ when } v \in \mathbf{Box} \text{ and } \sigma_1 v \in \mathbf{Obj}$$

$$\mathcal{E}[\![e_1[e_2]]\!] \rho \sigma = (a_i, \sigma_2) \text{ where}$$

$$(v_1, \sigma_1) : \mathbf{Val} \times \mathbf{Store} = \mathcal{E}[\![e_1]\!] \rho \sigma$$

$$(v_2, \sigma_2) : \mathbf{Val} \times \mathbf{Store} = \mathcal{E}[\![e_2]\!] \rho \sigma_1$$

$$a : \mathbf{Arr} = \sigma_2 v_1 \text{ when } v_1 \in \mathbf{Box} \text{ and } \sigma_2 v_1 \in \mathbf{Arr}$$

$$i : \mathbf{Int} = v_2 \text{ when } v_2 \in \mathbf{Int}$$

$$\mathcal{E}[\![id = e]\!] \rho \sigma = (v, \sigma_1[\rho id \mapsto v]) \text{ where}$$

$$(v, \sigma_1) : \mathbf{Val} \times \mathbf{Store} = \mathcal{E}[\![e]\!] \rho \sigma$$

$$\mathcal{E}[\![e_1.id = e_2]\!] \rho \sigma = (v_2, \sigma_3) \text{ where}$$

$$(v_1, \sigma_1) : \mathbf{Val} \times \mathbf{Store} = \mathcal{E}[\![e_1]\!] \rho \sigma$$

$$(v_2, \sigma_2) : \mathbf{Val} \times \mathbf{Store} = \mathcal{E}[\![e_2]\!] \rho \sigma_1$$

$$b : \mathbf{Box} = v_1 \text{ when } v_1 \in \mathbf{Box}$$

$$o : \mathbf{Obj} = \sigma_2 b \text{ when } \sigma_2 b \in \mathbf{Obj}$$

$$\sigma_3 : \mathbf{Store} = \sigma_2[b \mapsto o[id \mapsto v_2]]$$

$$\mathcal{E}[\![e_1[e_2] = e_3]\!] \rho \sigma = (v_3, \sigma_4) \text{ where}$$

$$(v_1, \sigma_1) : \mathbf{Val} \times \mathbf{Store} = \mathcal{E}[\![e_1]\!] \rho \sigma$$

$$(v_2, \sigma_2) : \mathbf{Val} \times \mathbf{Store} = \mathcal{E}[\![e_2]\!] \rho \sigma_1$$

$$(v_3, \sigma_3) : \mathbf{Val} \times \mathbf{Store} = \mathcal{E}[\![e_3]\!] \rho \sigma_2$$

$$b : \mathbf{Box} = v_1 \text{ when } v_1 \in \mathbf{Box}$$

$$i : \mathbf{Int} = v_2 \text{ when } v_2 \in \mathbf{Int}$$

$$a_1 \dots a_n : \mathbf{Arr} = \sigma_3 b \text{ when } \sigma_3 b \in \mathbf{Arr}$$

$$\sigma_4 : \mathbf{Store} = \sigma_3[b \mapsto a_1 \dots a_{i-1} v_3 a_{i+1} \dots a_n]$$

$$\mathcal{E}[\![e_1 + e_2]\!] \rho \sigma = (i, \sigma_2) \text{ where}$$

$$(v_1, \sigma_1) : \mathbf{Val} \times \mathbf{Store} = \mathcal{E}[\![e_1]\!] \rho \sigma$$

$$(v_2, \sigma_2) : \mathbf{Val} \times \mathbf{Store} = \mathcal{E}[\![e_2]\!] \rho \sigma_1$$

$$i : \mathbf{Int} = v_1 + v_2 \text{ when } v_1, v_2 \in \mathbf{Int}$$

$$\mathcal{E}[\![e_1 - e_2]\!] \rho \sigma = (i, \sigma_2) \text{ where}$$

$$(v_1, \sigma_1) : \mathbf{Val} \times \mathbf{Store} = \mathcal{E}[\![e_1]\!] \rho \sigma$$

$$\begin{aligned} (v_2, \sigma_2) : \mathbf{Val} \times \mathbf{Store} &= \mathcal{E}[\![e_2]\!] \rho \sigma_1 \\ i : \mathbf{Int} &= v_1 - v_2 \text{ when } v_1, v_2 \in \mathbf{Int} \end{aligned}$$

$$\begin{aligned} \mathcal{E}[\![e_1 * e_2]\!] \rho \sigma &= (i, \sigma_2) \text{ where} \\ (v_1, \sigma_1) : \mathbf{Val} \times \mathbf{Store} &= \mathcal{E}[\![e_1]\!] \rho \sigma \\ (v_2, \sigma_2) : \mathbf{Val} \times \mathbf{Store} &= \mathcal{E}[\![e_2]\!] \rho \sigma_1 \\ i : \mathbf{Int} &= v_1 \cdot v_2 \text{ when } v_1, v_2 \in \mathbf{Int} \end{aligned}$$

$$\begin{aligned} \mathcal{E}[\![e_1 / e_2]\!] \rho \sigma &= (i, \sigma_2) \text{ where} \\ (v_1, \sigma_1) : \mathbf{Val} \times \mathbf{Store} &= \mathcal{E}[\![e_1]\!] \rho \sigma \\ (v_2, \sigma_2) : \mathbf{Val} \times \mathbf{Store} &= \mathcal{E}[\![e_2]\!] \rho \sigma_1 \\ i : \mathbf{Int} &= \left\lfloor \frac{v_1}{v_2} \right\rfloor \text{ when } v_1, v_2 \in \mathbf{Int} \text{ and } v_2 \neq 0 \end{aligned}$$

$$\begin{aligned} \mathcal{E}[\![e_0(e_1, \dots, e_n)]\!] \rho \sigma &= f(v_1 \dots v_n) \sigma_n \text{ where} \\ (v_0, \sigma_0) : \mathbf{Val} \times \mathbf{Store} &= \mathcal{E}[\![e_0]\!] \rho \sigma \\ (v_1, \sigma_1) : \mathbf{Val} \times \mathbf{Store} &= \mathcal{E}[\![e_1]\!] \rho \sigma_0 \\ &\dots \\ (v_n, \sigma_n) : \mathbf{Val} \times \mathbf{Store} &= \mathcal{E}[\![e_n]\!] \rho \sigma_{n-1} \\ f : \mathbf{Fun} &= v_0 \text{ when } v_0 \in \mathbf{Fun} \end{aligned}$$

$$\begin{aligned} \mathcal{E}[\![\{id_1 : e_1, \dots, id_n : e_n\}]\!] \rho \sigma_0 &= (b, \sigma_{n+1}) \text{ where} \\ (v_1, \sigma_1) : \mathbf{Val} \times \mathbf{Store} &= \mathcal{E}[\![e_1]\!] \rho \sigma_0 \\ &\dots \\ (v_n, \sigma_n) : \mathbf{Val} \times \mathbf{Store} &= \mathcal{E}[\![e_n]\!] \rho \sigma_{n-1} \\ o_\emptyset : \mathbf{Obj} &= \lambda id. \mathbf{null} \\ o : \mathbf{Obj} &= o_\emptyset[id_1 \mapsto v_1] \dots [id_n \mapsto v_n] \\ b : \mathbf{Box} &= allocbox \sigma_n \\ \sigma_{n+1} : \mathbf{Store} &= \sigma_n[b \mapsto o] \end{aligned}$$

$$\begin{aligned} \mathcal{E}[\![e_1, \dots, e_n]\!] \rho \sigma_0 &= (b, \sigma_{n+1}) \text{ where} \\ (v_1, \sigma_1) : \mathbf{Val} \times \mathbf{Store} &= \mathcal{E}[\![e_1]\!] \rho \sigma_0 \\ &\dots \\ (v_n, \sigma_n) : \mathbf{Val} \times \mathbf{Store} &= \mathcal{E}[\![e_n]\!] \rho \sigma_{n-1} \\ a : \mathbf{Arr} &= v_1 \dots v_n \\ b : \mathbf{Box} &= allocbox \sigma_n \\ \sigma_{n+1} : \mathbf{Store} &= \sigma_n[b \mapsto a] \end{aligned}$$

$$\mathcal{E}[\![\mathbf{function}(id_1, \dots, id_n) \{ s; \mathbf{return} e \}]\!] \rho \sigma_0 = (f, \sigma_0) \text{ where}$$

$$\begin{aligned}
f : \mathbf{Fun}, \quad f(v_1 \dots v_n) \sigma &= \mathcal{E}[\![e]\!] \rho_2 \sigma_2 \text{ where} \\
\rho_1 : \mathbf{Env} &= \rho[id_1 \mapsto alloc \sigma] \dots [id_n \mapsto alloc \sigma] \\
\rho_2 : \mathbf{Env} &= \mathcal{H}[\![s]\!] \rho_1 \sigma \\
\sigma_1 : \mathbf{Store} &= \sigma[\rho_2 id_1 \mapsto v_1] \dots [\rho_2 id_n \mapsto v_n] \\
\sigma_2 : \mathbf{Store} &= \mathcal{S}[\![s]\!] \rho_2 \sigma_1
\end{aligned}$$

2.3 Closure conversion

Closure conversion is a process that moves all nested functions to global scope, and replaces their previous definitions with `bind-closure id`, where `id` is the name of the function in the global scope. These `bind-closure` expressions save current lexical environment into a closure, and pair it with an identifier of the global function. Later when these closures are called, the global function receives saved outer lexical environment as the first argument, customarily called `closure`. In addition to moving nested functions to global scope, closure conversion also adds `closure` as a first argument, and rewrites all occurrences `a` of variables from outer scope into `closure.a`. If a function is nested more than one level, references to variables in outer scopes are rewritten to `closure.a`, `closure.closure.a`, `closure.closure.closure.a`, etc., depending on the level of nesting. A formal definition of closure conversion can be found in appendix.

2.4 Semantics of TinyScript

Here we describe the semantics of programs resulting from performing closure conversion on surface-level programs. Notable differences from the semantics of the surface language are marked with underline.

Semantic domains and functions

Working memory of a program is represented the same way as in TinyScript⁺:

$$\begin{aligned}
\mathbf{Loc} &= \langle \text{locations to store values of primitive types} \\
&\quad \text{and references to composite types} \rangle \\
\mathbf{Box} &= \langle \text{locations to store payloads of composite types} \rangle \\
\mathbf{Store} &= (\mathbf{Loc} \rightarrow \mathbf{Val}) \text{ or } (\mathbf{Box} \rightarrow \mathbf{Payload}), \text{ depending on the context} \\
alloc &: \mathbf{Store} \rightarrow \mathbf{Loc} \\
allocbox &: \mathbf{Store} \rightarrow \mathbf{Box}
\end{aligned}$$

Representation of values is extended with lexical environments, which become first-class citizens in the intermediate language:

$$\begin{aligned}
 \mathbf{Val} &= \mathbf{Int} \cup \mathbf{Str} \cup \mathbf{Bool} \cup \mathbf{Fun} \cup \{\mathbf{null}\} \cup \mathbf{Box} \cup \mathbf{Env} \\
 \mathbf{Payload} &= \mathbf{Obj} \cup \mathbf{Arr} \cup \{\mathbf{null}\} \\
 \mathbf{Obj} &= \mathbf{Id} \rightarrow \mathbf{Val} \\
 \mathbf{Arr} &= \mathbf{Val}^*
 \end{aligned}$$

Representation of functions additionally stores the outer environment. Previously, this environment has been implicitly captured in the definition of (mathematical) function that represents a TinyScript⁺ function. In other words, we have used closures in the meta-language (mathematical notation) to implement closures in the object language (TinyScript⁺). Now, we represent functions as pairs of (closure, code pointer). The code pointer is an identifier that points to some global declaration. We additionally introduce a new type of environment, **FEnv**, which resolves code pointers to actual functions.

$$\begin{aligned}
 \mathbf{RawFun} &= \mathbf{Val}^* \rightarrow \mathbf{FEnv} \rightarrow \mathbf{Store} \rightarrow \mathbf{Val} \times \mathbf{Store} \\
 \mathbf{FEnv} &= \mathbf{Id} \rightarrow \mathbf{RawFun} \\
 \mathbf{Fun} &= \mathbf{Env} \times \mathbf{Id}
 \end{aligned}$$

The shape of lexical environments is unchanged - they still map identifiers to locations - but they no longer mix variables from different lexical scopes. Instead, variables from outer scopes are accessible through a special variable called `closure`, which contains reified outer environment.

$$\mathbf{Env} = \mathbf{Id} \rightarrow \mathbf{Loc} \cup \{\mathbf{null}\}$$

Semantic functions have almost the same signature as before, but denotations of statements and expressions additionally take **FEnv** as an argument:

$$\begin{aligned}
 \mathcal{PROG}[\![\cdot]\!] &: \mathbf{Prog} \longrightarrow \mathbf{Str} \rightarrow \mathbf{Env} \times \mathbf{Store} \\
 \mathcal{H}[\![\cdot]\!] &: \mathbf{Stmt} \longrightarrow \mathbf{Env} \rightarrow \mathbf{Store} \rightarrow \mathbf{Env} \\
 \mathcal{S}[\![\cdot]\!] &: \mathbf{Stmt} \longrightarrow \mathbf{Env} \rightarrow \mathbf{FEnv} \rightarrow \mathbf{Store} \rightarrow \mathbf{Store} \\
 \mathcal{E}[\![\cdot]\!] &: \mathbf{Expr} \longrightarrow \mathbf{Env} \rightarrow \mathbf{FEnv} \rightarrow \mathbf{Store} \rightarrow \mathbf{Val} \times \mathbf{Store}
 \end{aligned}$$

We additionally introduce one more semantic function, $\mathcal{F}[\![\cdot]\!]$, that interprets global function declarations:

$$\mathcal{F}[\![\cdot]\!] : \mathbf{Decl} \longrightarrow \mathbf{RawFun}$$

Denotations

$\mathcal{PROG}[(s, d_1 \dots d_n)] in = (\rho_2, \sigma_2)$ where

$$\begin{aligned}
 \rho_f^\emptyset : \mathbf{FEnv} &= \lambda x. \perp \\
 f_1 \dots f_n : \mathbf{Id}^* &= \langle \text{function names corresponding to} \\
 &\quad \text{global declarations } d_1 \dots d_n \rangle \\
 \underline{\rho_f} : \mathbf{FEnv} &= \underline{\rho_f^\emptyset[f_1 \mapsto \mathcal{F}[[d_1]]] \dots [f_n \mapsto \mathcal{F}[[d_n]]]} \\
 \rho_\emptyset : \mathbf{Env} &= \lambda x. \mathbf{null} \\
 \sigma_\emptyset : \mathbf{Store} &= \lambda x. \mathbf{null} \\
 loc : \mathbf{Loc} &= alloc \sigma_\emptyset \\
 \rho_1 : \mathbf{Env} &= \rho_\emptyset[input \mapsto loc] \\
 \sigma_1 : \mathbf{Store} &= \sigma_\emptyset[loc \mapsto in] \\
 \rho_2 : \mathbf{Env} &= \mathcal{H}[[s]] \rho_1 \sigma_1 \\
 \sigma_2 : \mathbf{Store} &= \mathcal{S}[[s]] \rho_2 \underline{\rho_f} \sigma_1
 \end{aligned}$$

$\mathcal{F}[\text{function } id_0(id_1, \dots, id_n) \{ s; \text{return } e \}] = \lambda(v_1 \dots v_n) \rho_f \sigma. (v, \sigma_3)$

where

$$\begin{aligned}
 \underline{\rho_0} : \mathbf{Env} &= \underline{\lambda x. \mathbf{null}} \quad \leftarrow \text{previously here we were} \\
 &\quad \text{using environment coming from the outer} \\
 &\quad \text{lexical scope, now we use an empty one} \\
 \rho_1 : \mathbf{Env} &= \rho_0[id_1 \mapsto alloc \sigma] \dots [id_n \mapsto alloc \sigma] \\
 \rho_2 : \mathbf{Env} &= \mathcal{H}[[s]] \rho_1 \sigma \\
 \sigma_1 : \mathbf{Store} &= \sigma[\rho_2 id_1 \mapsto v_1] \dots [\rho_2 id_n \mapsto v_n] \\
 \sigma_2 : \mathbf{Store} &= \mathcal{S}[[s]] \rho_2 \rho_f \sigma_1 \\
 (v, \sigma_3) : \mathbf{Val} \times \mathbf{Store} &= \mathcal{E}[[e]] \rho_2 \rho_f \sigma_2
 \end{aligned}$$

Denotations of statements are essentially the same as in the surface language - the only difference is that they gain one more argument, ρ_f , and they pass it through to all recursive invocations of $\mathcal{S}[[\cdot]]$ and $\mathcal{E}[[\cdot]]$:

$$\mathcal{S}[[\cdot]] : \mathbf{Stmt} \longrightarrow \mathbf{Env} \rightarrow \underline{\mathbf{FEnv}} \rightarrow \mathbf{Store} \rightarrow \mathbf{Store}$$

Denotations of most expressions are also almost the same as in the surface language. Similarly, they only gain one additional argument that they pass through. So here we will describe only these expressions where the difference in semantics is non-trivial.

$$\mathcal{E}[[\cdot]] : \mathbf{Expr} \longrightarrow \mathbf{Env} \rightarrow \underline{\mathbf{FEnv}} \rightarrow \mathbf{Store} \rightarrow \mathbf{Val} \times \mathbf{Store}$$

$$\mathcal{E}[\text{bind-closure } id] \rho \rho_f \sigma = ((\rho, id), \sigma)$$

$$\mathcal{E}[e_0(e_1, \dots, e_n)] \rho \rho_f \sigma = f(cl\ v_1 \dots v_n) \rho_f \sigma_n \text{ where}$$

$$(v_0, \sigma_0) : \mathbf{Val} \times \mathbf{Store} = \mathcal{E}[e_0] \rho \sigma$$

$$(v_1, \sigma_1) : \mathbf{Val} \times \mathbf{Store} = \mathcal{E}[e_1] \rho \sigma_0$$

$$\dots$$

$$(v_n, \sigma_n) : \mathbf{Val} \times \mathbf{Store} = \mathcal{E}[e_n] \rho \sigma_{n-1}$$

$$(cl, id_f) : \mathbf{Env} \times \mathbf{Id} = v_0 \text{ when } v_0 \in \mathbf{Fun}$$

$$f : \mathbf{RawFun} = \rho_f id_f$$

$$\mathcal{E}[e.id] \rho \sigma = (oid, \sigma_1) \text{ where}$$

$$(v, \sigma_1) : \mathbf{Val} \times \mathbf{Store} = \mathcal{E}[e] \rho \sigma$$

$$res : \mathbf{Obj} = \begin{cases} (\sigma_1 v) id & \text{when } v \in \mathbf{Box} \\ & \text{and } o = \sigma_1 v \in \mathbf{Obj} \\ \frac{\sigma_1(v id)}{\text{when } v \in \mathbf{Env}} \end{cases}$$

$$\mathcal{E}[e_1.id = e_2] \rho \sigma = (v_2, \sigma_3) \text{ where}$$

$$(v_1, \sigma_1) : \mathbf{Val} \times \mathbf{Store} = \mathcal{E}[e_1] \rho \sigma$$

$$(v_2, \sigma_2) : \mathbf{Val} \times \mathbf{Store} = \mathcal{E}[e_2] \rho \sigma_1$$

$$\sigma_3 : \mathbf{Store} = \begin{cases} \sigma_2[v_1 \mapsto o[id \mapsto v_2]] & \text{when } v_1 \in \mathbf{Box} \\ & \text{and } o = \sigma_2 v_1 \in \mathbf{Obj} \\ \frac{\sigma_2[v_1 id \mapsto v_2]}{\text{when } v_1 \in \mathbf{Env}} \end{cases}$$

Chapter 3

Program analysis

3.1 Problem statement

Now that we have picked a concrete language with a well-defined semantics, we can formulate the problem of program analysis. In this thesis we will focus on algorithms that can (approximately) answer the following question: for each expression occurring in the program, what are all possible values to which this expression can evaluate during program execution?

3.2 Collecting semantics of TinyScript

Answering this question can be thought of as computing some property of a program. *Collecting semantics* is a method to precisely describe properties of programs. We first observe that our question starts with "for each expression occurring in the program, what are all possible values". This suggests that our property, which we will call **ExprValues**, is a mapping from expressions to sets of values:

$$\mathbf{ExprValues} = \mathbf{Expr} \rightarrow \mathcal{P}(\mathbf{Val})$$

For simplicity, we assume that each expression in our domain **Expr** has a unique label - if the same expression occurs in different places of the program, we treat it as different expressions and we assign separate sets of values to them. Let $\mathcal{PROG}[\cdot]$ be an instrumented TinyScript semantics that gives our property for a particular program execution over a single input string:

$$\mathcal{PROG}[\cdot] : \mathbf{Prog} \rightarrow \mathbf{Str} \rightarrow \mathbf{ExprValues}$$

It is easy to imagine how this instrumented semantics can be defined by modifying standard semantics to additionally pass around and update the **ExprValues** mapping while evaluating expressions. Please refer to the appendix for details. We treat this instrumented semantics as a total function,

and define its value for non-terminating and erroneous executions as an empty **ExprValues**, equal to $\lambda e. \emptyset$.

However, we are interested in the property of a program and not of a particular execution. Our question starts with "what are all possible X?", which means that we are interested in taking a union over all possible executions. Therefore, we define the *collecting semantics* of a TinyScript program p as follows:

$$\begin{aligned} \mathcal{COL}[\cdot] &: \mathbf{Prog} \rightarrow \mathbf{ExprValues} \\ \mathcal{COL}[p] &= \bigcup_{in \in \mathbf{Str}} \mathcal{PROG}[p] in \end{aligned}$$

Where the union of two $v_1, v_2 \in \mathbf{ExprValues}$ is defined as:

$$v_1 \cup v_2 = \lambda e. v_1(e) \cup v_2(e)$$

We must observe that directly computing collecting semantics of most programs is intractable. It is a union over an infinite set of possible inputs. Even computing one term of this union requires running the program, which can take an unbounded amount of time or not terminate at all. Therefore, all program analyses focus on computing some over-approximation of it, with varying precision and computational cost.

3.3 Abstract interpretation as a framework for building program analyzers

Abstract interpretation is a method of systematically deriving program analysis algorithms, pioneered by Cousot and Cousot in [CC77, CC79, CC76], and described very well in a static analysis textbook [MS18]. Given a program and a property of interest, one defines a system of equations that, when solved, would give us some over-approximation of the desired property. Variables in this system approximate the semantics of relevant parts of the program, and their choice depends on the nature of the property that we are interested in. The most common setup is that for each point in the program, there is a variable that approximates program state at this point, and each statement generates an equation that relates program states before and after executing this statement. An attentive reader might notice that the structure of these equations should closely resemble the denotational semantics of a language. Indeed, once we decide on a suitable abstract domain to approximate program states, writing a system of equations for a given program becomes a mere formality. This connection between denotational semantics and abstract interpretation has been explored in depth in [DLNVH17].

Lattices and fixed points

We must note that the framework of abstract interpretation imposes some restrictions on the way we construct these systems of equations. Every variable must range over some lattice. Left-hand sides of equations should be variables. Right-hand sides of equations, when viewed as functions of the variables that occur in them, should be monotone wrt. to the lattice order. These conditions ensure that there exists a unique smallest solution to this system and it is equal to the least fixed point of combined right-hand sides of these equations. These systems are usually solved by iteratively finding this least fixed point. For this iteration to converge, either all lattices must be of finite height, or additional techniques must be used to avoid infinite loops. [MS18] contains a good introduction to the theory of lattices and fixed points.

Chapter 4

A naive approach

In this chapter we make a first attempt at designing a static analyzer of TinyScript. Our goal now is to establish a baseline that is easy to understand, and later will serve as a foundation for more advanced approaches. We formulate a simple, context-insensitive analysis in the framework of abstract interpretation. It will iteratively compute the following pieces of information:

- An abstract state of execution at each point in the program: an approximation of the **Store** semantic domain defined in Chapter 2.
- A call graph: a mapping from each function call expression in the program to a set of possible functions that this call might refer to.
- An abstract equivalent of the **ExprValues** from the previous chapter: approximate sets of values that expressions in the program might evaluate to.

Interdependent call graph and data flow

It is important to note that computing the call graph and other information about a program must be done simultaneously. Since functions are first-class values, programs are free to manipulate them in complex ways. This means that it is entirely possible to have multiple rounds of the following feedback loop:

1. resolve some function calls
2. propagate data flow through these function calls
3. resolve more function calls based on newly-propagated values of callees in call expressions
4. propagate more dataflow through these newly-resolved function calls

5. ...

For example, consider the following TinyScript⁺ program:

```

1 function curried_add(a) {
2     return function(b) {
3         return function(c) {
4             return a + b + c
5         }
6     }
7 }
8 function wrapper(x) {
9     var array = []
10    array.push(x)
11    return array[0]
12 }
13 var adder1 = wrapper(curried_add(2))
14 var adder2 = wrapper(adder1(3))
15 var result = wrapper(adder2(5))

```

Here we see that resolving the call to `adder2` at line 10 requires that we know the value of `adder2`. This in turn requires resolving the call to `adder1` at line 9 and then propagating data flow through array operations in the body of `wrapper`. Resolving the call to `adder1` in turn requires performing similar operations for `curried_add`.

While this example is a bit contrived, similar patterns are frequently seen in practice. Frameworks and libraries tend to introduce seemingly superfluous layers of indirection to accomodate complex real-world use cases. Examples include plugin systems, dependency injection in OOP, state management in frontend frameworks and extensive use of decorators in web servers written in Python. It is essential that these indirections do not confuse code analysis tools.

4.1 Abstract domains

Operating memory

As we have already mentioned, we will represent operating memory at each point of the program using some abstract domain called **State**, which is an approximation of the concrete domain **Store** defined in Chapter 2. We might be tempted to define it like this:

$$\mathbf{State} = (\mathbf{Loc} \rightarrow \mathbf{AbsVal}) \text{ or } (\mathbf{Box} \rightarrow \mathbf{AbsPayload}), \text{ depending}$$

		on the context
AbsVal	=	$\langle \text{some abstract domain approximating } \mathcal{P}(\mathbf{Val}) \rangle$
AbsPayload	=	$\langle \text{some abstract domain approximating } \mathcal{P}(\mathbf{Payload}) \rangle$
Loc and Box	=	$\langle \text{same as in Chapter 2} \rangle$

However, before we do it, let us observe that a program during its execution might use an arbitrarily large number of memory locations. Even in a small program, a loop or recursion might cause a function to be called an unbounded number of times, and each call might need separate memory locations for its local variables and for objects or arrays created in this function. This means that the number of **Locs** and **Boxes** required to analyze a program can be very large. For a static analysis to be practical, the total number of variables and equations should be bounded by some quantity related to the size of a program, and this quantity should not depend too much on its runtime behaviour. Therefore, we need to somehow compress the potentially-very-large number of memory locations. We will do it by keeping only one set of local variables for each function – it will over-approximate local variables in all possible calls to this function. We will treat global variables as local variables of a special function called **main**, and later on we will use the same logic for handling both local and global variables. For heap-allocated data (objects and arrays), we will only keep one copy per each place in the program where an array or an object is created. This is known as an *allocation-site abstraction*.

We define the abstract equivalent of the concrete domain **Store** as:

State	=	$(\mathbf{Loc} \rightarrow \mathbf{Val})$ or $(\mathbf{Box} \rightarrow \mathbf{Payload})$, depending on the context
Loc	=	$\mathbf{FunctionId} \times \mathbf{Id}$
Box	=	$\{e \in \mathbf{Expr} \mid e \text{ is an object or array literal}\}$
FunctionId	=	$\{id \in \mathbf{Id} \mid id \text{ is a function name}\} \cup \{\mathbf{main}\}$
Val	=	$\langle \text{abstract domain approximating sets of values} \rangle$
Payload	=	$\langle \text{abstract domain approximating objects and arrays} \rangle$

For convenience, for abstract domains **Loc**, **Box**, **Val**, **Payload**, etc. we reuse the names from concrete domains. From now on, we will be dealing only with abstract domains most of the time. In cases when we need to distinguish abstract and concrete variants, we will write \mathbf{Loc}^A , \mathbf{Box}^A , \mathbf{Val}^A , $\mathbf{Payload}^A$ and \mathbf{Loc}^C , \mathbf{Box}^C , \mathbf{Val}^C , $\mathbf{Payload}^C$.

Value lattice

Now we will design abstract domains to approximate sets of values, objects and arrays. Since this is a baseline that aims to be easy to understand, we will choose a simple representation. The simplest possible choice would be $\mathbf{Val}^A = \mathcal{P}(\mathbf{Val}^C)$ and $\mathbf{Payload}^A = \mathcal{P}(\mathbf{Payload}^C)$. This creates similar problems as the set of memory locations discussed in previous section. \mathbf{Val}^C and $\mathbf{Payload}^C$ are infinite, and therefore:

- The lattices $\mathcal{P}(\mathbf{Val}^C)$ and $\mathcal{P}(\mathbf{Payload}^C)$ have infinite height. This means that it's not feasible to solve equations over this lattice by iteratively computing the least fixed point, since this process might not converge for lattices of infinite height. In fact, most programs that humans write do contain some parts that would cause the fixpoint iteration to diverge.
- Representing elements of $\mathcal{P}(\mathbf{Val}^C)$ and $\mathcal{P}(\mathbf{Payload}^C)$ can consume arbitrarily large amount of memory.

To address these two problems, we introduce a *restricted powerset lattice*, $\mathcal{P}_{\leq N}(\cdot)$. It consists of all subsets containing at most N elements, and a top element representing the whole set:

$$\mathcal{P}_{\leq N}(A) = \{s \subseteq A : |s| \leq N\} \cup \{\top_A\} \quad \text{where} \quad \top_A = A$$

We introduce a distinct symbol \top_A in place of A to emphasize its role as an element of the lattice. It also aligns well with the fact that implementations will use a special placeholder value to represent \top_A , and they will represent other subsets of A by directly enumerating their elements. Similarly, we will often indicate the bottom element of this lattice as \perp_A or \perp instead of \emptyset .

Since $\mathcal{P}_{\leq N}(A)$ is a sub-lattice of the powerset lattice $\mathcal{P}(A)$, it inherits its structure from it. The *join* operation (a.k.a. the least upper bound) is fully determined by the partial order inherited from $\mathcal{P}(A)$, and consists of handling two simple cases:

$$\text{for } X, Y \in \mathcal{P}_{\leq N}(A), \quad X \sqcup Y = \begin{cases} X \cup Y & \text{when } |X \cup Y| \leq N \\ \top_A & \text{otherwise} \end{cases}$$

We can also take the least upper bound of more than 2 elements – it is well-defined for any subset of $\mathcal{P}_{\leq N}(A)$:

$$\text{for } S \subseteq \mathcal{P}_{\leq N}(A), \quad \bigsqcup S = \begin{cases} \bigcup S & \text{when } |\bigcup S| \leq N \\ \top_A & \text{otherwise} \end{cases}$$

Equipped with a new tool, we can proceed to define the lattice to compactly approximate sets of values. This lattice is parameterized by some number $N \in$

\mathbb{N} that controls the trade-off between analysis precision and computational cost.

$$\mathbf{Val} = \mathcal{P}_{\leq N}(\mathbf{Int}) \times \mathcal{P}_{\leq N}(\mathbf{Str}) \times \mathcal{P}(\mathbf{Bool} \cup \{\mathbf{null}\} \cup \mathbf{Box} \cup \mathbf{Fun} \cup \mathbf{Env})$$

We define three auxiliary functions, that select the first, second and third component of a **Val**:

$$\begin{aligned} \text{int} &: \mathbf{Val} \rightarrow \mathcal{P}_{\leq N}(\mathbf{Int}) \\ \text{str} &: \mathbf{Val} \rightarrow \mathcal{P}_{\leq N}(\mathbf{Str}) \\ \text{other} &: \mathbf{Val} \rightarrow \mathcal{P}(\mathbf{Bool} \cup \{\mathbf{null}\} \cup \mathbf{Box} \cup \mathbf{Fun} \cup \mathbf{Env}) \end{aligned}$$

We also define auxiliary functions to select various subsets of the third component:

$$\begin{aligned} \text{bool} &: \mathbf{Val} \rightarrow \mathcal{P}(\mathbf{Bool}) \\ \text{null} &: \mathbf{Val} \rightarrow \mathcal{P}(\{\mathbf{null}\}) \\ \text{box} &: \mathbf{Val} \rightarrow \mathcal{P}(\mathbf{Box}) \\ \text{fun} &: \mathbf{Val} \rightarrow \mathcal{P}(\mathbf{Fun}) \\ \text{env} &: \mathbf{Val} \rightarrow \mathcal{P}(\mathbf{Env}) \end{aligned}$$

We represent functional values as pairs of an outer environment (a closure) and a function name, as in Chapter 2:

$$\mathbf{Fun} = \mathbf{Env} \times \mathbf{FunctionId}$$

We note that this analysis does not distinguish between different calls to the same function: it computes only a single environment that over-approximates environments of all possible calls to a function. This means that we can represent the outer environment simply as the name of the enclosing function, since there is only one environment per function anyway:

$$\mathbf{Env} = \mathbf{FunctionId}$$

The value lattice is of finite height because it is a product of three finite-height lattices. The first two are restricted powerset lattices, which by construction are of finite height. The last one is a powerset of a finite set. The set $\mathbf{Bool} \cup \{\mathbf{null}\} \cup \mathbf{Box} \cup \mathbf{Fun} \cup \mathbf{Env}$ is finite:

$$\begin{aligned} |\mathbf{bool}| &= 2 && \text{-- finite} \\ |\{\mathbf{null}\}| &= 1 && \text{-- finite} \\ |\mathbf{Box}| &= \langle \text{number of object and array} \\ &\quad \text{literals occurring in the program} \rangle && \text{-- finite} \\ |\mathbf{Fun}| &= |\mathbf{FunctionId}|^2 \end{aligned}$$

$$\begin{aligned}
&= \langle \text{number of functions in} \\
&\quad \text{the program, squared} \rangle && - \text{finite} \\
|\mathbf{Env}| &= |\mathbf{FunctionId}| && - \text{finite}
\end{aligned}$$

We define the lattices of object and array payloads as follows:

$$\begin{aligned}
\mathbf{Payload} &= \mathbf{Obj} \times \mathbf{Arr} \\
\mathbf{Obj} &= \mathbf{Id} \rightarrow \mathbf{Val} \\
\mathbf{Arr} &= \mathbf{Val}
\end{aligned}$$

As with **Val**, we define auxiliary functions that select first and second component of **Payload**:

$$\begin{aligned}
\text{obj} &: \mathbf{Payload} \rightarrow \mathbf{Obj} \\
\text{arr} &: \mathbf{Payload} \rightarrow \mathbf{Arr}
\end{aligned}$$

We represent objects as mappings from property names to elements of the value lattice approximating values of these properties. Since the total number of object properties in a given program is finite, and the value lattice is of finite height, the height of the object lattice is also finite. Our representation of arrays is crude: we lump all array elements together irrespective of their position and maintain only a single approximation of the set of possible values any element of the array can take. We also do not maintain any information about the length of the array.

Call graph lattice

We define the lattice of possible call graphs of a given program as follows:

$$\begin{aligned}
\mathbf{CallGraph} &= \mathbf{CallSite} \rightarrow \mathcal{P}(\mathbf{FunctionId}) \\
\mathbf{CallSite} &= \{e \in \mathbf{Expr} \mid e \text{ is a call expression}\}
\end{aligned}$$

The height of this lattice is finite, since all programs have a finite number of call expressions and function definitions.

4.2 Analysis algorithm

We compute an approximation of the **ExprValues** property of an input program p in the following steps:

1. Translate program p into a set of lattice-valued variables and a system of equations relating these variables, such that a solution of this system will approximate the property of interest.

2. Solve this system of equations by iteratively computing the least fixed point of functions that relate left and right hand sides of equations. Start from a point where all variables are assigned the bottom element of their lattice.
3. Retrieve the property of interest from the solution to this constraint system. This usually means just selecting the right subset of variables.

Prerequisites

We start by enumerating various syntactic elements of the input program, such that later we can easily refer to them when defining corresponding variables and equations:

$\{e_1, \dots, e_n\} = \mathbf{Expr}$	—	the set of expressions occurring in p
$\{s_1, \dots, s_m\} = \mathbf{Stmt}$	—	the set of statements occurring in p
$\{d_1, \dots, d_k\} = \mathbf{Decl}$	—	the set of function declarations in p
$\{f_1, \dots, f_k\} = \mathbf{FunctionId}$	—	the set of function names in p
$\{\alpha_1, \dots, \alpha_l\} = \mathbf{CallSite}$	—	the set of call expressions in p
$\{b_1, \dots, b_t\} = \mathbf{Box}$	—	the set of array and object literal expressions in p

Variables

$\sigma_{e_1}^{\text{in}}, \dots, \sigma_{e_n}^{\text{in}} \in \mathbf{State}$	—	execution states before evaluating expressions e_1, \dots, e_n
$\sigma_{e_1}, \dots, \sigma_{e_n} \in \mathbf{State}$	—	execution states after evaluating expressions e_1, \dots, e_n
$v_{e_1}, \dots, v_{e_n} \in \mathbf{Val}$	—	approximate sets of values that expressions e_1, \dots, e_n might evaluate to
$\sigma_{s_1}^{\text{in}}, \dots, \sigma_{s_m}^{\text{in}} \in \mathbf{State}$	—	execution states before executing statements s_1, \dots, s_m
$\sigma_{s_1}, \dots, \sigma_{s_m} \in \mathbf{State}$	—	execution states after executing statements s_1, \dots, s_m
$\sigma_{f_1}^{\text{in}}, \dots, \sigma_{f_k}^{\text{in}} \in \mathbf{State}$	—	execution states before entering functions f_1, \dots, f_k

$\sigma_{f_1}, \dots, \sigma_{f_k} \in \mathbf{State}$	—	execution states after exiting functions f_1, \dots, f_k
$v_{f_1}, \dots, v_{f_k} \in \mathbf{Val}$	—	approximate sets of values that functions f_1, \dots, f_k might return
$c_{\alpha_1}, \dots, c_{\alpha_l} \in \mathcal{P}(\mathbf{FunctionId})$	—	sets of functions that call sites $\alpha_1, \dots, \alpha_l$ might refer to

Equations

Let f be the name of some function in the input program. For each f , we generate the following equations:

$$\llbracket \mathbf{function } f(\dots) \{ s_0; \mathbf{return } e_0 \} \rrbracket \\ \implies \sigma_{s_0}^{\text{in}} = \sigma_f^{\text{in}} \quad \wedge \quad \sigma_{e_0}^{\text{in}} = \sigma_{s_0} \quad \wedge \quad v_f = v_{e_0} \quad \wedge \quad \sigma_f = \sigma_{e_0}$$

Let e be an expression occurring inside the body of f , including the result expression after the **return** keyword. We also include here all expressions occurring in the main program, and for them we set $f = \mathbf{main}$. For each pair of (f, e) , we generate the following equations, depending on the type of e :

$$\llbracket id \rrbracket \\ \implies \sigma_e = \sigma_e^{\text{in}} \quad \wedge \quad v_e = \sigma_e^{\text{in}}(f, id)$$

$$\llbracket e_1.id \rrbracket \\ \implies \sigma_{e_1}^{\text{in}} = \sigma_e^{\text{in}} \quad \wedge \quad \sigma_e = \sigma_{e_1} \quad \wedge \\ v_e = \bigsqcup \{ \text{obj}(\sigma_e b) id \mid b \in \text{box}(v_{e_1}) \} \\ \sqcup \bigsqcup \{ \sigma_e(env, id) \mid env \in \text{env}(v_{e_1}) \}$$

$$\llbracket e_1[e_2] \rrbracket \\ \implies \sigma_{e_1}^{\text{in}} = \sigma_e^{\text{in}} \quad \wedge \quad \sigma_{e_2}^{\text{in}} = \sigma_{e_1} \quad \wedge \quad \sigma_e = \sigma_{e_2} \\ v_e = \bigsqcup \{ \text{arr}(\sigma_e b) \mid b \in \text{box}(v_{e_1}) \}$$

$$\llbracket id = e_1 \rrbracket \\ \implies \sigma_{e_1}^{\text{in}} = \sigma_e^{\text{in}} \quad \wedge \quad \sigma_e = \sigma_{e_1}[(f, id) \mapsto v_{e_1}]$$

$$\llbracket e_1.id = e_2 \rrbracket \\ \implies \sigma_{e_1}^{\text{in}} = \sigma_e^{\text{in}} \quad \wedge \quad \sigma_{e_2}^{\text{in}} = \sigma_{e_1} \quad \wedge$$

$$\begin{aligned}\sigma_e &= \bigsqcup \{ \sigma_{e_2}[b \mapsto o] \mid b \in \text{box}(v_{e_1}) \text{ and} \\ &\quad o = (\text{obj}(\sigma_{e_2} b)[id \mapsto v_{e_2}], \perp) \sqcup \sigma_{e_2} b \} \\ &\sqcup \bigsqcup \{ \sigma_{e_2}[(env, id) \mapsto v_{e_2}] \mid env \in \text{env}(v_{e_1}) \}\end{aligned}$$

$$\begin{aligned}\llbracket e_1[e_2] \rrbracket &= e_3 \\ \implies \sigma_e^{\text{in}} &= \sigma_e^{\text{in}} \quad \wedge \quad \sigma_{e_2}^{\text{in}} = \sigma_{e_1} \quad \wedge \quad \sigma_{e_3}^{\text{in}} = \sigma_{e_2} \quad \wedge \\ \sigma_e &= \bigsqcup \{ \sigma_{e_3}[b \mapsto a] \mid b \in \text{box}(v_{e_1}) \text{ and} \\ &\quad a = (\perp, \text{arr}(\sigma_{e_3} b) \sqcup v_{e_3}) \}\end{aligned}$$

$$\begin{aligned}\llbracket e_1 + e_2 \rrbracket, \llbracket e_1 - e_2 \rrbracket, \llbracket e_1 * e_2 \rrbracket, \llbracket e_1 / e_2 \rrbracket \\ \implies \sigma_{e_1}^{\text{in}} = \sigma_e^{\text{in}} \quad \wedge \quad \sigma_{e_2}^{\text{in}} = \sigma_{e_1} \quad \wedge \quad \sigma_e = \sigma_{e_2} \\ v_e &= \bigsqcup \{ (v_1 \text{ op } v_2, \perp, \perp) \mid v_1 \in \text{int}(v_{e_1}) \text{ and } v_2 \in \text{int}(v_{e_2}) \} \\ \text{where op} &= + \text{ or } - \text{ or } \cdot \text{ or } [/]\end{aligned}$$

$$\begin{aligned}\llbracket e_0(e_1, \dots, e_d) \rrbracket \\ \implies \sigma_{e_0}^{\text{in}} = \sigma_e^{\text{in}} \quad \wedge \quad \sigma_{e_1}^{\text{in}} = \sigma_{e_0} \quad \wedge \quad \dots \quad \wedge \quad \sigma_{e_d}^{\text{in}} = \sigma_{e_{d-1}} \quad \wedge \\ \sigma_{f_1}^{\text{in}} = \sigma_{f_1}^{\text{in}} \sqcup \text{call}_{f_1} \quad \wedge \quad \dots \quad \wedge \quad \sigma_{f_k}^{\text{in}} = \sigma_{f_k}^{\text{in}} \sqcup \text{call}_{f_k} \quad \wedge \\ \text{where} \\ \text{call}_{f_i} = \begin{cases} \sigma_{e_d}[(f_i, id_0^i) \mapsto \text{cl}(v_{e_0}, f_i)] \\ \quad [(f_i, id_1^i) \mapsto v_{e_1}] \dots [(f_i, id_d^i) \mapsto v_{e_d}] \\ \quad \text{when } f_i \in c_e \text{ and } \#f_i = d \\ \perp \quad \text{otherwise} \end{cases}\end{aligned}$$

$id_0^i, id_1^i, \dots, id_{\#f_i}^i$ – formal parameters of function f_i

note: in programs generated by closure conversion,

id_0^i is always equal to **closure**

$\#f_i$ – number of formal parameters of function f_i

$\text{cl}(v, f_i) = (\perp, \perp, \{cl \mid (cl, f) \in \text{fun}(v) \text{ and } f = f_i\})$

$$\begin{aligned}\sigma_e &= \bigsqcup \{ \sigma_f \mid f \in c_e \} \quad \wedge \quad v_e = \bigsqcup \{ v_f \mid f \in c_e \} \quad \wedge \\ c_e &= \{ f \mid (cl, f) \in \text{fun}(v_{e_0}) \}\end{aligned}$$

$$\begin{aligned}\llbracket \{id_1: e_1, \dots, id_d: e_d\} \rrbracket \\ \implies \sigma_{e_1}^{\text{in}} = \sigma_e^{\text{in}} \quad \wedge \quad \sigma_{e_2}^{\text{in}} = \sigma_{e_1} \quad \wedge \quad \dots \quad \wedge \quad \sigma_{e_d}^{\text{in}} = \sigma_{e_{d-1}} \quad \wedge \\ v_e = e \quad \wedge \quad \sigma_e = \sigma_{e_d}[e \mapsto ((\lambda id. \perp)[id_1 \mapsto v_{e_1}, \dots, id_d \mapsto v_{e_d}], \perp)]\end{aligned}$$

$$\begin{aligned}\llbracket [e_1, \dots, e_d] \rrbracket \\ \implies \sigma_{e_1}^{\text{in}} = \sigma_e^{\text{in}} \quad \wedge \quad \sigma_{e_2}^{\text{in}} = \sigma_{e_1} \quad \wedge \quad \dots \quad \wedge \quad \sigma_{e_d}^{\text{in}} = \sigma_{e_{d-1}} \quad \wedge\end{aligned}$$

$$v_e = e \quad \wedge \quad \sigma_e = \sigma_{e_d}[e \mapsto (\perp, v_{e_1} \sqcup \dots \sqcup v_{e_d})]$$

$\llbracket \text{bind-closure } id \rrbracket$

$$\implies \sigma_e = \sigma_e^{\text{in}} \quad \wedge \quad v_e = (f, id)$$

Let s be a statement occurring inside the body of f . For each pair of (f, s) , we generate the following equations, depending on the type of s :

$\llbracket \langle \text{empty} \rangle \rrbracket$

$$\implies \sigma_s = \sigma_s^{\text{in}}$$

$\llbracket e \rrbracket$

$$\implies \sigma_e^{\text{in}} = \sigma_s^{\text{in}} \quad \wedge \quad \sigma_s = \sigma_e$$

$\llbracket s_1; s_2 \rrbracket$

$$\implies \sigma_{s_1}^{\text{in}} = \sigma_s^{\text{in}} \quad \wedge \quad \sigma_{s_2}^{\text{in}} = \sigma_{s_1} \quad \wedge \quad \sigma_s = \sigma_{s_2}$$

$\llbracket \text{var } id = e \rrbracket$

$$\implies \sigma_e^{\text{in}} = \sigma_s^{\text{in}} \quad \wedge \quad \sigma_s = \sigma_e[(f, id) \mapsto v_e]$$

$\llbracket \text{if } (e) \{ s_1 \} \text{ else } \{ s_2 \} \rrbracket$

$$\begin{aligned} \implies & \sigma_e^{\text{in}} = \sigma_s^{\text{in}} \quad \wedge \\ & \sigma_{s_1}^{\text{in}} = \sigma_e \text{ if } \text{true} \in \text{bool}(v) \text{ else } \perp_{\text{State}} \quad \wedge \\ & \sigma_{s_2}^{\text{in}} = \sigma_e \text{ if } \text{false} \in \text{bool}(v) \text{ else } \perp_{\text{State}} \quad \wedge \\ & \sigma_s = (\sigma_{s_1} \text{ if } \text{true} \in \text{bool}(v) \text{ else } \perp_{\text{State}}) \\ & \quad \sqcup (\sigma_{s_2} \text{ if } \text{false} \in \text{bool}(v) \text{ else } \perp_{\text{State}}) \end{aligned}$$

$\llbracket \text{for } (\text{var } id \text{ in } e) \{ s_0 \} \rrbracket$

$$\begin{aligned} \implies & \sigma_e^{\text{in}} = \sigma_s^{\text{in}} \quad \wedge \quad \sigma_s = \sigma_{s_0} \sqcup \sigma_e \quad \wedge \\ & \sigma_{s_0}^{\text{in}} = (\sigma_e \sqcup \sigma_{s_0})[(f, id) \mapsto \bigsqcup \{ \text{arr}(\sigma_e b) \mid b \in \text{box}(v_e) \}] \end{aligned}$$

$\llbracket \text{while } (e) \{ s_0 \} \rrbracket$

$$\implies \sigma_e^{\text{in}} = \sigma_s^{\text{in}} \sqcup \sigma_{s_0} \quad \wedge \quad \sigma_{s_0}^{\text{in}} = \sigma_e \quad \wedge \quad \sigma_s = \sigma_{s_0} \sqcup \sigma_e$$

Chapter 5

Context-sensitive analysis

In this chapter we will develop an improved analysis that overcomes the shortcomings of the naive approach from Chapter 4. We will start by introducing the concept of a calling context. Then, we will describe a way to lift the value lattice to be context-sensitive. Let's suppose we have some memory location and we are at some particular point in the program. We will no longer ask: *what values this memory location might hold?* Instead, it will be: *how is the set of possible values of this memory location dependent on the current call stack?* In other words, the lattice of context-sensitive values will consist of mappings from call stacks into approximate sets of values.

Equipped with this more precise representation, we will define context-sensitive versions of other abstract domains and derive our analysis in the framework of abstract interpretation.

5.1 Calling contexts

Frame of reference

First, let us make a small observation. In the previous chapter, when generating equations for the naive analysis, we always operated within a *frame of reference* corresponding to some point in the program. We were always located at some point in the code inside the body of some function. We analyzed this function irrespective of where this function had been called from and what chain of function calls had led to this particular invocation. Our question was *a program somehow got to execute this function, what can we say about its execution?* and not *the entry point of our program is main(), what can we say about the execution of all transitive callees?* While the latter directly corresponds to our problem statement defined in Chapter 3 (*collecting semantics*), the former is closer to what programmers think

when trying to understand code. They read the code of a function and most of the time their question can be answered by looking only at the local neighbourhood of callers and callees, without going all the way to the main entry point. This perspective also has a tremendous user experience benefit: all code will be analyzed no matter whether it is reachable from main or not. While unreachable functions are rarely committed into code repositories, it is common to write some subroutines and only later connect them with the rest of the program.

Therefore, when thinking about call stacks, our frame of reference will always be the function that is currently being executed - the one at the top of the call stack. During analysis, we start with the assumption that *a program somehow got to execute this function*. At first we analyze its properties that are independent of the caller, akin to constant propagation. Then we look at the direct callers of this function, and propagate data flow coming from them. Later we look at data flow originating from callers of callers of this function. And so on.

Call stacks

We represent call stacks as sequences of zero or more call sites. It follows naturally that we should anchor them to our frame of reference - the function at the top. Therefore, we adopt a convention where call sites are enumerated top-to-bottom, starting with the direct caller of the function that is currently being executed.

$$\begin{aligned}\text{CallSite} &= \{e \in \mathbf{Expr} \mid e \text{ is a call expression}\} \\ \text{Stack} &= \text{CallSite}^*\end{aligned}$$

The space of call stacks admits a natural tree-like structure, where full stacks correspond to leaves and common prefixes correspond to nodes. Consider the following program:

```

1 function f() {
2     ← we are here
3 }
4
5 function bar() {
6     fα()
7 }
8
9 function foo1() {
10    barβ()

```

```

11 }
12
13 function foo2() {
14     barγ()
15 }
16
17 function baz() {
18     fδ()
19 }
20
21 function main() {
22     foo1m1.1()
23     foo1m1.2()
24     foo2m2()
25     bazm3()
26 }

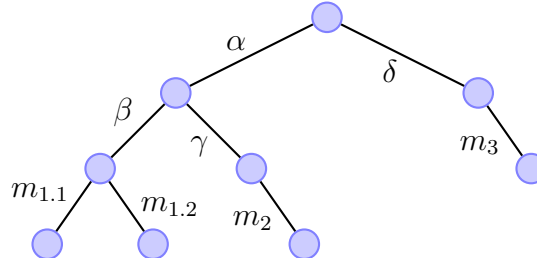
```

Possible call stacks during execution of $f()$ can be organized into a tree of common prefixes like this:

Call stacks:

- $\alpha \beta m_{1.1}$
- $\alpha \beta m_{1.2}$
- $\alpha \gamma m_2$
- δm_3

Tree:



Abstracting over call stacks

So now we have a nice tool to distinguish between different call stacks at a given point in the program. In principle, we could use it as a foundation for building our context-sensitive analysis. However, it turns out that it's much better to operate on subtrees that share a common prefix instead of individual call stacks [WL04, XR08]. Let's consider an example with a simple question:

```

1 function _do_work(workspace, command) {
2     workspace.table ← what are possible values of this
3                     expression, depending on the call stack?
4     // ... some code doing the work ...
5 }

```

```

6
7 function initialize() {
8     // Let's pretend that it is a heavy calculation to precompute
9     // something using hardcoded data. Examples include preparing
10    // configuration, building a search index, a lookup table, or
11    // precomputing some statistics over a known dataset.
12    return 'table'
13 }
14
15 function library_routine(workspace, command) {
16     if (!workspace.is_initialized) {
17         workspace.table = initialize $\beta$ ()
18         workspace.is_initialized = true
19     }
20     _do_work $\alpha$ (workspace, command);
21 }
22
23 function application_routine_1() {
24     workspace = {}
25     library_routine $\gamma_1$ (workspace, "command 1")
26 }
27
28 ...
29
30 function application_routine_n() {
31     workspace = {}
32     library_routine $\gamma_n$ (workspace, "command n")
33 }
34
35 function main() {
36     application_routine_1 $\delta_1$ ()
37     ...
38     application_routine_n $\delta_n$ ()
39
40     other_workspace = {table: 'other_table'}
41     _do_work $\sigma$ (other_workspace, 'other_command')
42 }

```

Let's assume that we only have individual call stacks at our disposal. To answer our question, we need to enumerate all of them and assign a set of values to each one:

$$\begin{aligned} \alpha \gamma_1 \delta_1 &\mapsto \{\text{'table'}\} \\ &\vdots \\ \alpha \gamma_n \delta_n &\mapsto \{\text{'table'}\} \\ \sigma &\mapsto \{\text{'other_table'}\} \end{aligned}$$

Moreover, not only we have to store n copies of 'table' instead of one. To arrive at this result, we have to analyze the `initialize()` function n times, each time performing the same computation, but with a different call stack. It is clearly a lot of waste and we feel that it should be possible to share this computation.

We can do it by changing our representation to store generalized results that are valid for groups of call stacks that share a common prefix. They make the answer to our question much more compact and elegant:

$$\begin{aligned} \alpha * &\mapsto \{\text{'table'}\} \\ \sigma * &\mapsto \{\text{'other_table'}\} \end{aligned}$$

The stars at the end are wildcards and mean that these answers are valid for any call stack that starts with α or σ respectively. There are two more benefits of this representation:

- It is more friendly to running the analysis interactively with incremental updates. Editing or deleting any of `application_routine_1`, ..., `application_routine_n` or `main` will not trigger recomputation of results for `_do_work` and `library_routine`.
- It will compute correct results regardless of whether `_do_work` and `library_routine` are reachable from `main`. As we already argued, this is a huge user experience win.

The lattice of calling contexts

We will now develop this concept of grouping call stacks and operating on whole groups into a proper, lattice-theoretic abstract domain. First, we define **SubCtx** - the family of subtrees of the tree of all potential call stacks:

$$\begin{aligned} \mathbf{SubCtx} &\subseteq \mathcal{P}(\mathbf{Stack}) \\ \mathbf{SubCtx} &= \{\text{subtree}(a) \mid a \in \mathbf{CallSite}^*\} \end{aligned}$$

$$\begin{aligned} \text{subtree} &: \mathbf{CallSite}^* \rightarrow \mathcal{P}(\mathbf{Stack}) \\ \text{subtree}(a_1 \dots a_n) &= \{a_1 \dots a_n b_1 \dots b_m \mid b_1 \dots b_m \in \mathbf{CallSite}^*\} \end{aligned}$$

We have used elements of this domain in the previous section when we referred to groups of call stacks that share a common prefix. This domain is useful for representing context-sensitive values in a compact way, but it does not allow taking unions, intersections and complements. We will later see that they are necessary to model data flow in programs. We need to design a domain that supports these operations.

We start by observing that **SubCtx** is defined as a family of sets, but this family is not closed under these set-theoretic operations. This means that we can use a standard technique and define **Ctx** as the smallest family of subsets of **Stack** that contains all elements of **SubCtx** and is closed under finite unions, intersections and complements:

$$\begin{aligned} \mathbf{Ctx} &\subseteq \mathcal{P}(\mathbf{Stack}) \\ \mathbf{Ctx} &\supseteq \mathbf{SubCtx} \\ \forall_{c_1, c_2 \in \mathbf{Ctx}} & \\ & c_1 \cup c_2 \in \mathbf{Ctx} \\ & c_1 \cap c_2 \in \mathbf{Ctx} \\ & \mathbf{Stack} \setminus c_1 \in \mathbf{Ctx} \end{aligned}$$

It turns out that the domain of calling contexts defined this way is exactly what we need.

Representation of contexts

We now have a domain that meets our requirements of supporting basic set-theoretic operations. However, the way we have defined it does not tell us much about how its elements look like. It's not clear whether we can feasibly implement it as a data structure:

- can elements of **Ctx** be represented using a finite amount of memory?
- can we efficiently compute unions, intersections and complements?

The answer to both of these questions is yes. First, we need some notation to talk about finite subsets of a set:

$$\mathcal{P}_{\text{fin}}(X) = \{A \subseteq X \mid A \text{ is finite}\}$$

We start by introducing the following lemma:

$$\forall_{ctx \in \mathbf{Ctx}} \quad \exists_{\substack{t_1, \dots, t_n \in \mathbf{SubCtx} \\ H_1, \dots, H_n \in \mathcal{P}_{\text{fin}}(\mathbf{SubCtx})}} \quad ctx = \bigcup_{i=1}^n [t_i \setminus \bigcup_{h \in H_i} h]$$

This means that every context can be expressed using a finite number of subtrees. Moreover, there always exists a unique *normal form* that uses the smallest number of subtrees. We leave this fact and the above lemma without proof because the proof is elementary, technical and does not carry any valuable insight.

Consequently, we can represent each context using a finite number of parts, where each part consists of a subtree and a finite number of *holes*:

$$\mathbf{Ctx} \simeq \mathcal{P}_{\text{fin}}(\mathbf{SubCtx} \times \mathcal{P}_{\text{fin}}(\mathbf{SubCtx}))$$

We recall that each subtree is uniquely identified by the common prefix of all call stacks in that subtree:

$$\mathbf{SubCtx} \simeq \mathbf{CallSite}^*$$

Therefore, we can represent calling contexts using a finite number of finite sequences of call sites:

$$\mathbf{Ctx} \simeq \mathcal{P}_{\text{fin}}(\mathbf{CallSite}^* \times \mathcal{P}_{\text{fin}}(\mathbf{CallSite}^*))$$

This representation, coupled with a normalization procedure, allows for practical computation of unions, intersections and complements in polynomial time.

5.2 Value lattice

Raw values

We will use elements of a simple value lattice resembling the one from Chapter 4 as building blocks from which we will assemble context-sensitive values:

$$\mathbf{RawVal} = \mathcal{P}_{\leq N}(\mathbf{Int}) \times \mathcal{P}_{\leq N}(\mathbf{Str}) \times \mathcal{P}(\mathbf{Bool} \cup \{\mathbf{null}\} \cup \mathbf{AllocPath} \cup \mathbf{Fun})$$

Similarly to Chapter 4, we define auxiliary functions to conveniently select relevant components of this lattice:

$$\begin{aligned} \text{int} &: \mathbf{RawVal} \rightarrow \mathcal{P}_{\leq N}(\mathbf{Int}) \\ \text{str} &: \mathbf{RawVal} \rightarrow \mathcal{P}_{\leq N}(\mathbf{Str}) \\ \text{other} &: \mathbf{RawVal} \rightarrow \mathcal{P}(\mathbf{Bool} \cup \{\mathbf{null}\} \cup \mathbf{Box} \cup \mathbf{Fun} \cup \mathbf{Env}) \\ \text{bool} &: \mathbf{RawVal} \rightarrow \mathcal{P}(\mathbf{Bool}) \\ \text{null} &: \mathbf{RawVal} \rightarrow \mathcal{P}(\{\mathbf{null}\}) \\ \text{alloc_path} &: \mathbf{RawVal} \rightarrow \mathcal{P}(\mathbf{AllocPath}) \\ \text{fun} &: \mathbf{RawVal} \rightarrow \mathcal{P}(\mathbf{Fun}) \end{aligned}$$

We will define **AllocPath** and **Fun** later in this chapter. For now we treat them as finite sets of opaque identifiers.

We define primitive operations on **RawVal** similarly as in Chapter 4:

$$\begin{aligned}
\text{for } a, b \in \mathbf{RawVal}, \quad a + b &= \bigsqcup \{(\{a_i + b_i\}, \perp, \perp) \mid a_i \in \text{int}(a), b_i \in \text{int}(b)\} \\
&\quad \sqcup \bigsqcup \{(\perp, \{a_i b_i\}, \perp) \mid a_i \in \text{str}(a), b_i \in \text{str}(b)\} \\
a - b &= \bigsqcup \{(\{a_i - b_i\}, \perp, \perp) \mid a_i \in \text{int}(a), b_i \in \text{int}(b)\} \\
a * b &= \bigsqcup \{(\{a_i \cdot b_i\}, \perp, \perp) \mid a_i \in \text{int}(a), b_i \in \text{int}(b)\} \\
a / b &= \bigsqcup \{(\{\lfloor \frac{a_i}{b_i} \rfloor\}, \perp, \perp) \mid a_i \in \text{int}(a), b_i \in \text{int}(b)\}
\end{aligned}$$

Context-sensitive values

Guided by the question from the beginning of this chapter, *how is the set of possible values of this memory location dependent on the current call stack?*, we define the value lattice as the space of functions from call stacks to raw values:

$$\mathbf{Val} = \mathbf{Stack} \rightarrow \mathbf{RawVal}$$

However, as we already discussed in 5.1 Calling contexts, the best way of representing such functions is to abstract over call stacks and encode generalized information that holds for whole subtrees of the space of call stacks. We can achieve it by imposing two restrictions on every function $f \in \mathbf{Val}$:

- The image of f can contain only a finite number of distinct values from the base lattice **RawVal**.
- For each value $v \in \mathbf{RawVal}$, the set of corresponding call stacks $f^{-1}(\{v\})$ must be expressible as a calling context **Ctx**.

More formally, we define the space of *finitely-representable functions* from call stacks to raw values as:

$$\mathbf{Stack} \xrightarrow{\text{fin}} \mathbf{RawVal} \subseteq \mathbf{Stack} \rightarrow \mathbf{RawVal}$$

$$f \in \mathbf{Stack} \xrightarrow{\text{fin}} \mathbf{RawVal}$$

if and only if

$$f(\mathbf{Stack}) \text{ is finite} \quad \wedge \quad \forall_{v \in \mathbf{RawVal}} \quad f^{-1}(\{v\}) \in \mathbf{Ctx}$$

We redefine the value lattice accordingly:

$$\mathbf{Val} = \mathbf{Stack} \xrightarrow{\text{fin}} \mathbf{RawVal}$$

Representation

It is clear that elements of the value lattice can be represented as finite sets of pairs of contexts and raw values:

$$\mathbf{Val} \simeq \mathcal{P}_{\text{fin}}(\mathbf{Ctx} \times \mathbf{RawVal})$$

This enables practical implementation of a corresponding data structure.

Lattice structure

A lattice is a partial order with top and bottom elements and where every finite subset of elements has a unique least upper bound (join) and greatest lower bound (meet). We inherit this structure from the pointwise lattice of functions $\mathbf{Stack} \rightarrow \mathbf{RawVal}$ and observe that $\mathbf{Stack} \xrightarrow{\text{fin}} \mathbf{RawVal}$ is a sublattice. Therefore, ordering, join, meet, top and bottom are the same as in the base lattice:

$$\begin{aligned} \text{for } f_1, f_2 \in \mathbf{Val}, \quad f_1 \sqsubseteq f_2 &\iff \forall s. f_1(s) \sqsubseteq f_2(s) \\ f_1 \sqcup f_2 &= \lambda s. f_1(s) \sqcup f_2(s) \\ f_1 \sqcap f_2 &= \lambda s. f_1(s) \sqcap f_2(s) \\ \top_{\mathbf{Val}} &= \lambda s. \top_{\mathbf{RawVal}} \\ \perp_{\mathbf{Val}} &= \lambda s. \perp_{\mathbf{RawVal}} \end{aligned}$$

It turns out that \mathbf{Val} is closed under join and meet defined this way, and therefore it is a sublattice.

Pointwise operations

What is more, \mathbf{Val} is closed under any n-ary operation on \mathbf{RawVal} lifted to operate pointwise on \mathbf{Val} :

$$\begin{aligned} op &: \mathbf{RawVal}^n \rightarrow \mathbf{RawVal} \\ \text{lift}^{op} &: (\mathbf{Stack} \xrightarrow{\text{fin}} \mathbf{RawVal})^n \rightarrow (\mathbf{Stack} \rightarrow \mathbf{RawVal}) \\ \text{lift}^{op}(f_1, \dots, f_n) &= \lambda s. op(f_1(s), \dots, f_n(s)) \end{aligned}$$

We will show that

$$\text{lift}^{op} : (\mathbf{Stack} \xrightarrow{\text{fin}} \mathbf{RawVal})^n \rightarrow (\mathbf{Stack} \xrightarrow{\text{fin}} \mathbf{RawVal})$$

Let

$$f_1, \dots, f_n \in \mathbf{Stack} \xrightarrow{\text{fin}} \mathbf{RawVal}$$

$$f = \lambda s. op(f_1(s), \dots, f_n(s))$$

We first note that the image of f , $f(\mathbf{Stack})$, is finite. From the definition of $\mathbf{Stack} \xrightarrow{\text{fin}} \mathbf{RawVal}$ we have that $f_1(\mathbf{Stack}), \dots, f_n(\mathbf{Stack})$ are finite. Consequently, $op(f_1(\mathbf{Stack}), \dots, f_n(\mathbf{Stack}))$ is finite, because it is an image of op over a finite set $f_1(\mathbf{Stack}) \times \dots \times f_n(\mathbf{Stack})$.

Now we need to prove that $\forall v \in \mathbf{RawVal} \ f^{-1}(\{v\}) \in \mathbf{Ctx}$ and we will be done. Let $v \in \mathbf{RawVal}$.

$$\begin{aligned} f^{-1}(\{v\}) &= \{s \in \mathbf{Stack} \mid f(s) = v\} \\ &= \{s \in \mathbf{Stack} \mid op(f_1(s), \dots, f_n(s)) = v\} \\ &= \{s \in \mathbf{Stack} \mid (f_1(s), \dots, f_n(s)) \in op^{-1}(\{v\})\} \\ &= \{s \in \mathbf{Stack} \mid (v_1, \dots, v_n) \in op^{-1}(\{v\}), \\ &\quad v_1 = f_1(s), \dots, v_n = f_n(s)\} \\ &= \{s \in \mathbf{Stack} \mid (v_1, \dots, v_n) \in op^{-1}(\{v\}), \\ &\quad s \in f_1^{-1}(\{v_1\}), \dots, s \in f_n^{-1}(\{v_n\})\} \\ &= \bigcup_{(v_1, \dots, v_n) \in op^{-1}(\{v\})} \bigcap_{i=1}^n f_i^{-1}(\{v_i\}) = (1) \end{aligned}$$

Because images of f_1, \dots, f_n are finite, in the above union, only a finite number of terms $(\bigcap_{i=1}^n f_i^{-1}(\{v_i\}))$ will be non-empty sets. Therefore, (1) is a finite union, where each term is a finite intersection of preimages of f_1, \dots, f_n . Since $f_1, \dots, f_n \in \mathbf{Stack} \xrightarrow{\text{fin}} \mathbf{RawVal}$, these preimages are elements of \mathbf{Ctx} . And since \mathbf{Ctx} is closed under finite unions and intersections, (1) is an element of \mathbf{Ctx} . Consequently, $f^{-1}(\{v\}) \in \mathbf{Ctx}$.

This means that $f : \mathbf{Stack} \xrightarrow{\text{fin}} \mathbf{RawVal}$ and therefore

$$\text{lift}^{op} : (\mathbf{Stack} \xrightarrow{\text{fin}} \mathbf{RawVal})^n \rightarrow (\mathbf{Stack} \xrightarrow{\text{fin}} \mathbf{RawVal})$$

Later, when writing an equation system for the analysis, we will be using lifted versions of primitive operations: lift^+ , lift^- , lift^* , $\text{lift}^/$.

Updating context on function calls and returns

We define two operations, enter_ctx and exit_ctx , that update calling contexts of a \mathbf{Val} when calling and returning from functions. When a context-sensitive value enters a function call α , its mapping from call stacks to raw values should now expect one more stack frame at the top of the stack, corresponding to the call site α :

$$\text{enter_ctx} : \mathbf{CallSite} \rightarrow \mathbf{Val} \rightarrow \mathbf{Val}$$

$$\text{enter_ctx}(\alpha)(v) = \lambda(s_1 \dots s_n). \begin{cases} v(s_2 \dots s_n) & \text{when } s_1 = \alpha \\ \perp_{\mathbf{RawVal}} & \text{otherwise} \end{cases}$$

Correspondingly, when a context-sensitive value returns from a function call α , its mapping from call stacks to raw values should now expect one less stack frame at the top, and select only a subtree of the original value that corresponds to the call site α :

$$\begin{aligned} \text{exit_ctx} &: \mathbf{CallSite} \rightarrow \mathbf{Val} \rightarrow \mathbf{Val} \\ \text{exit_ctx}(\alpha)(v) &= \lambda(s_1 \dots s_n). v(\alpha s_1 \dots s_n) \end{aligned}$$

Notation

In next sections we will use the following notation to describe elements of the value lattice:

for $\alpha_i, \beta_i^j \in \mathbf{CallSite}^*$ and $v_i \in \mathbf{RawVal}$,

$$\text{by } f = \begin{bmatrix} \alpha_1 * \setminus \{\beta_1^1, \dots, \beta_1^{k_1}\} \mapsto v_1 \\ \alpha_2 * \setminus \{\beta_2^1, \dots, \beta_2^{k_2}\} \mapsto v_2 \\ \vdots \\ \alpha_n * \setminus \{\beta_n^1, \dots, \beta_n^{k_n}\} \mapsto v_n \end{bmatrix}$$

we mean that $f \in \mathbf{Val}$ and for any $s \in \mathbf{Stack}$,

$$f(s) = \begin{cases} v_1 & \text{if } s \in \text{subtree}(\alpha_1), s \notin \text{subtree}(\alpha_1 \beta_1^1), \dots, s \notin \text{subtree}(\alpha_1 \beta_1^{k_1}) \\ v_2 & \text{if } s \in \text{subtree}(\alpha_2), s \notin \text{subtree}(\alpha_2 \beta_2^1), \dots, s \notin \text{subtree}(\alpha_2 \beta_2^{k_2}) \\ \vdots & \\ v_n & \text{if } s \in \text{subtree}(\alpha_n), s \notin \text{subtree}(\alpha_n \beta_n^1), \dots, s \notin \text{subtree}(\alpha_n \beta_n^{k_n}) \\ \perp_{\mathbf{RawVal}} & \text{otherwise} \end{cases}$$

where

$$\begin{aligned} \text{subtree} &: \mathbf{CallSite}^* \rightarrow \mathcal{P}(\mathbf{Stack}) \\ \text{subtree}(a_1 \dots a_n) &= \{a_1 \dots a_n b_1 \dots b_m \mid b_1 \dots b_m \in \mathbf{CallSite}^*\} \end{aligned}$$

additionally, when $k_i = 0$, we will write “ $\alpha_i *$ ” instead of “ $\alpha_i * \setminus \{\beta_i^1, \dots, \beta_i^{k_i}\}$ ”

5.3 Examples of context-sensitivity

Now we have the value lattice, we know how to perform operations on it, and we know what happens to values when they enter and exit function calls. Let's see it in action by analyzing a few short programs. Figures 5.1 and 5.2 show source code annotated with data flow of abstract values.

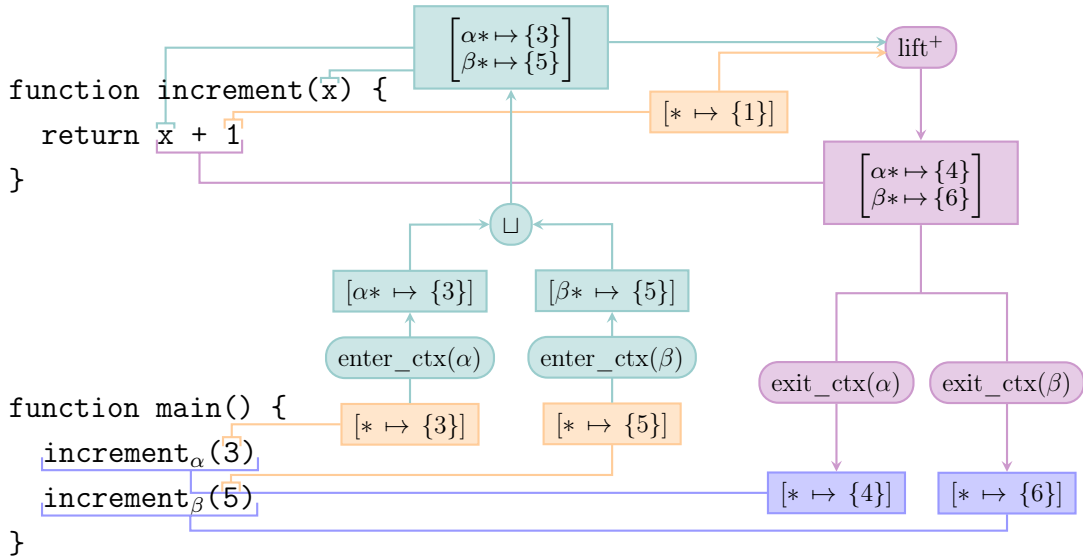


Figure 5.1: A program that demonstrates separating data from different calls to one function. It is also an example of using pointwise operations on our lattice to combine context-specific and context-independent data. Rectangles contain abstract values of expressions, rounded rectangles denote operations and arrows indicate direction of computation.

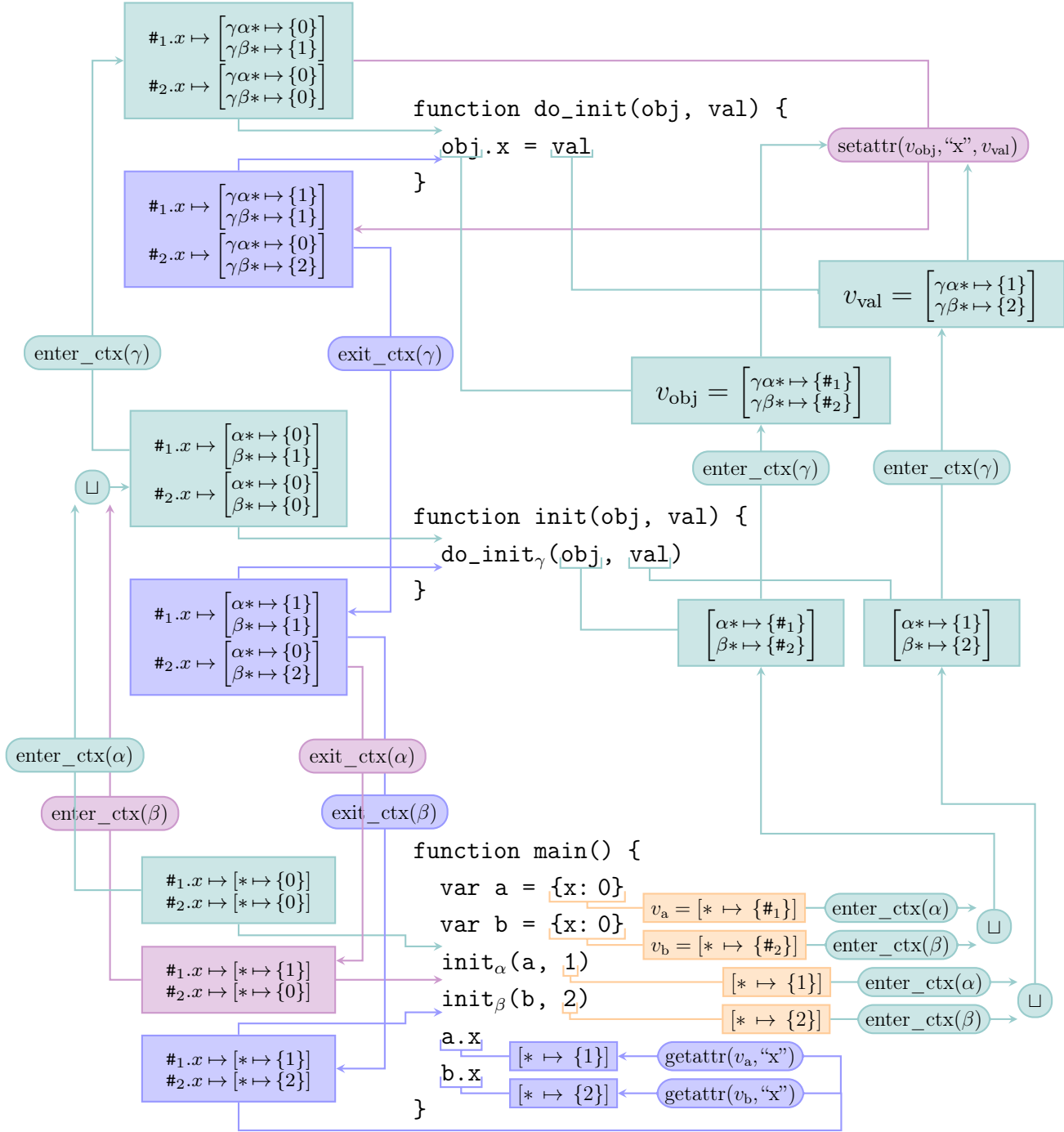


Figure 5.2: Context-sensitive analysis of imperative code. Enter_ctx and exit_ctx are lifted to operate on abstract states. Compositional nature of these functions transparently enables context-sensitivity for the entire abstract heap. Mutable manipulation of heap-allocated objects preserves contexts in our value lattice. Addresses on the abstract heap are denoted by $\#1$ and $\#2$.

5.4 Revisiting allocation-site abstraction

We remember from Chapter 4 that one way to handle heap-allocated data [KK16] in a static analysis is to identify each object with the place in the program where it has been created. This means that we keep one abstract object for each allocation site, and it represents a group of objects that have been allocated at this site. This crude approximation has one very serious drawback: it does not allow strong updates. When we process a write operation to an abstract memory location, we can perform a strong update or a weak update. A strong update overwrites previous set of values with a new one. On the other hand, a weak update is more conservative and only adds the new values to the set of possibilities, leaving old values intact. Figure 5.3 shows what can go wrong when using strong updates with allocation-site abstraction. Weak updates must be used to retain soundness, which leads to a significant loss of precision (Figure 5.4).

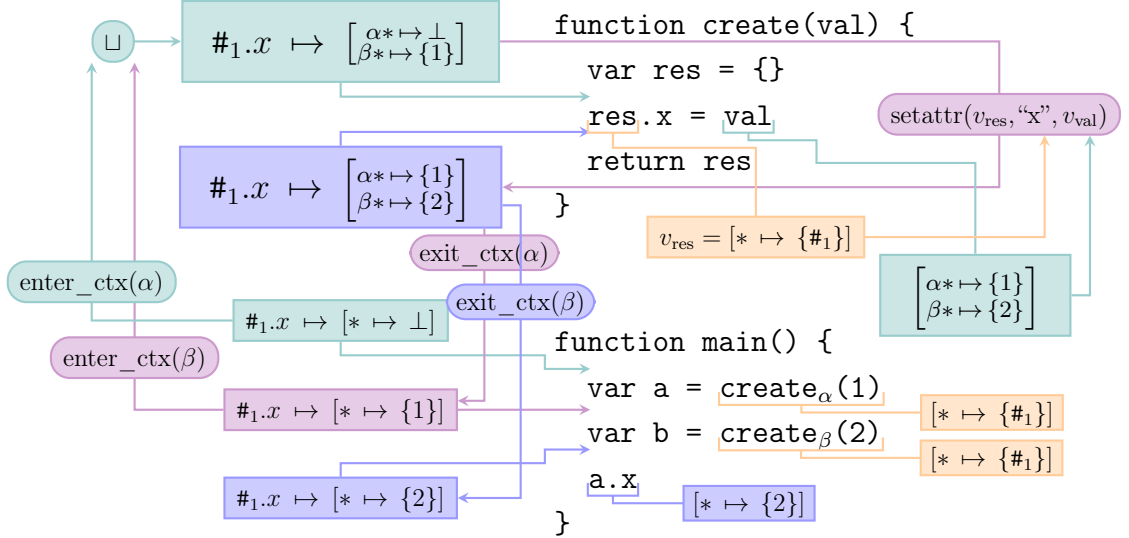


Figure 5.3: An example of why strong updates cannot be used with allocation-site abstraction. A single abstract object with address $\#_1$ represents both `a` and `b`. When `b` is initialized, the field `x` of both `a` and `b` is overwritten, resulting in an incorrect value of expression `a.x` on the next line.

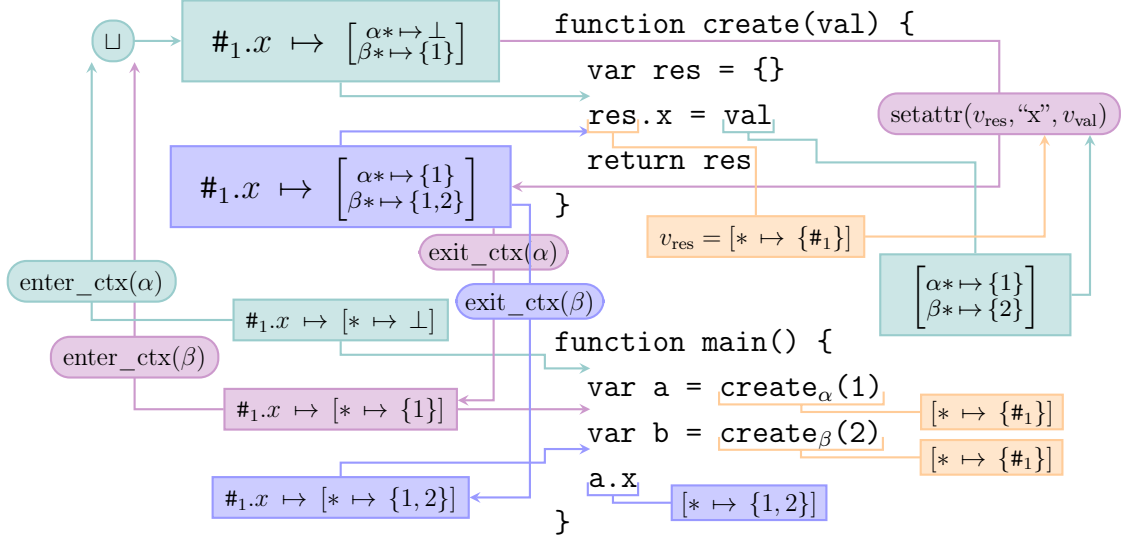


Figure 5.4: Weak updates allow us to retain soundness when using allocation-site abstraction. Assigning $\{1, 2\}$ to `a.x` is a sound but imprecise solution.

Recency abstraction

A technique called *recency abstraction* has been introduced in [BR06] to enable strong updates in some cases. The main idea is to use two abstract addresses for each allocation site: r for the most recently allocated object, and o for all older objects. While the term *the most recently allocated object* can refer to different objects depending on the context, we can perform strong updates on it. This is because at any given time during the execution of a program, there is only one most recently allocated object. On the other hand, for the abstract object that summarizes all older objects, o , we still have to use weak updates. When analysis encounters an allocation site, it merges the previous most recently allocated object r into the summary of older objects o using the join operation of appropriate lattice. After this, it points r into a newly-created, empty object. While this technique definitely is an improvement over allocation-site abstraction, it has some limitations. The most important one is that analysis precision is not robust to refactoring changes in the code. Let's assume there is some piece of code that creates and initializes some data structure, and it is repeated in a few places. Extracting it into a common routine will cause the analyzer to mix up most instances of this data structure into one summary representation, with one exception of the most recently allocated instance. Changing the code to be cleaner results in a degraded precision of analysis.

Heap specialization

Looking at the example in Figure 5.4, a natural idea comes to mind: if we inlined the `create` function into `main`, we would have two allocation sites, corresponding to the call sites α and β . Since these allocation sites are now in the main entry point, each of them can only refer to a single object. This means that we can perform strong updates on them. Going further, we can imagine that transitively inlining all functions into `main` would dramatically improve precision of our abstract heap. Obviously this would cause a lot of duplicate work and would blow up memory usage. However, it turns out that we can do something similar but only inline allocation sites (Figure 5.5). This technique is known as *heap specialization* or *heap cloning* [NKH04, LLA07, XR08], and so far it has only been used in flow-insensitive analyzers. Later in this chapter we will incorporate it into our flow-sensitive analysis. We will also show that heap specialization is a generalization of recency abstraction, and allows performing strong updates more often.

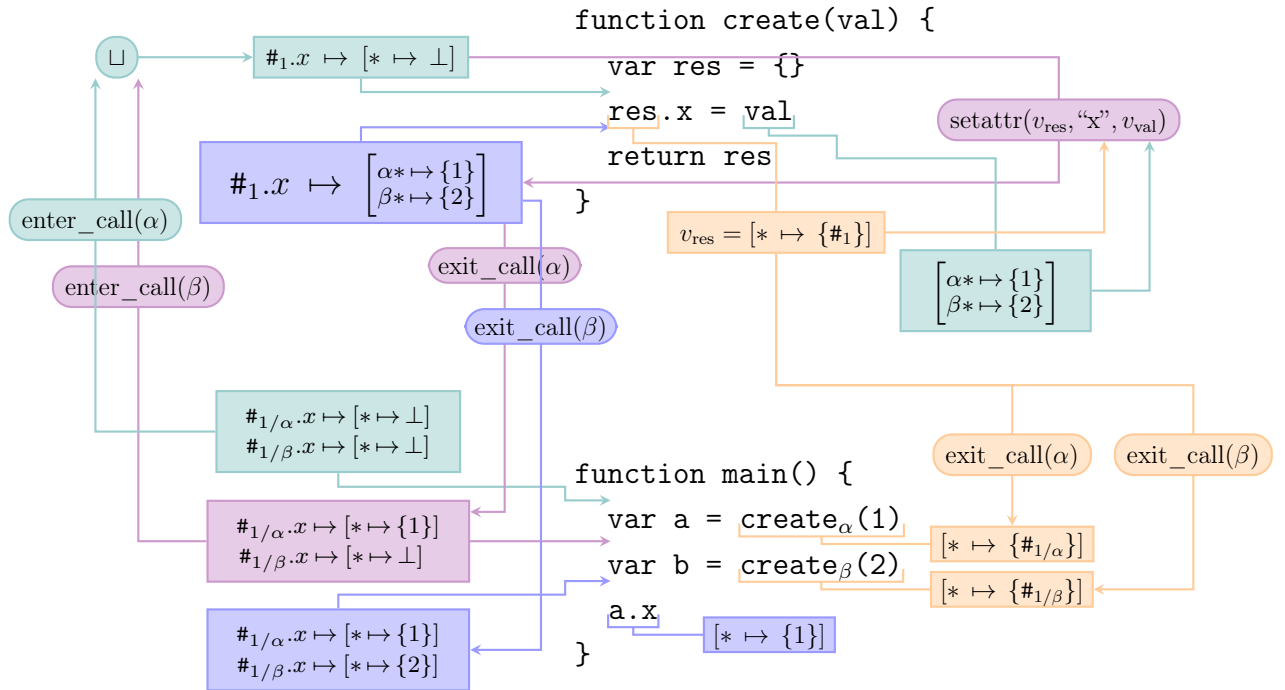


Figure 5.5: An example of heap specialization. Inside the scope of `create` there is a single abstract object with address $\#_1$. However, upon exiting to `main`, it is specialized as $\#_{1/\alpha}$ or $\#_{1/\beta}$, depending on the call site. This enables us to distinguish two objects that allocation-site abstraction would normally mix up, and additionally we can perform strong updates on them. Auxiliary functions `enter_call` and `exit_call` are defined later in a section about abstract states. They are similar to `enter_ctx` and `exit_ctx`, but additionally handle heap specialization.

Allocation paths

We define two domains, *allocation sites* and *allocation paths*, to represent addresses on the abstract heap:

$$\begin{aligned}\mathbf{AllocSite} &= \{e \in \mathbf{Expr} \mid e \text{ is an object or array literal}\} \\ \mathbf{AllocPath} &= \mathbf{AllocSite} \times \mathbf{CallSite}^* \times \mathbb{Z}_{\geq 0}\end{aligned}$$

We use $\#_1, \#_2, \dots$ to identify allocation sites and $\#_1, \#_{1+1}, \#_{1+2}, \#_{1/\alpha}, \#_{1/\alpha+1}, \#_{1/\alpha+2}, \#_{1/\alpha/\beta}, \#_{1/\alpha/\beta+1}, \dots, \#_2, \dots$ to denote allocation paths. As usual, greek letters α, β, \dots identify call sites. Let $\#_n \in \mathbf{AllocSite}$, $\alpha_1 \dots \alpha_k \in \mathbf{CallSite}^*$, $d \in \mathbb{Z}_{\geq 0}$ and $\#_{n/\alpha_1/\dots/\alpha_k+d} \in \mathbf{AllocPath}$. An allocation path $\#_{n/\alpha_1/\dots/\alpha_k+d}$ denotes an abstract object that has been allocated at $\#_n$, has escaped the scope of k most recent functions on the stack by being passed to consecutive callers through call sites $\alpha_1, \dots, \alpha_k$, and then has successively entered the scope of another d functions, ending up in the function that is currently being executed. Escaping into the caller can happen in two ways: either via the return value of a function, or via mutable manipulation of other objects on the heap. Similarly, an object can enter the scope of a callee by being passed as an argument, being pointed to by another object that enters the scope, or by being captured in a lexical closure. We will describe this heap abstraction more precisely by defining *concretization functions* [PRR17] that relate abstract objects during analysis with concrete ones during execution. Each heap abstraction has a corresponding concretization function.

Let's assume we are at some point during concrete execution of a program. Let \mathbf{Box}^C be the set of addresses of concrete objects currently allocated on the heap, and $s \in \mathbf{Stack}$ be the current call stack. We start by defining a concretization function for allocation-site abstraction. It maps addresses on the abstract heap to relevant partitions of the concrete heap:

$$\begin{aligned}\widetilde{\text{all}} &: \mathbf{AllocSite} \rightarrow \mathcal{P}(\mathbf{Box}^C) \\ \widetilde{\text{all}}(\#_n) &= \{b \in \mathbf{Box}^C \mid b \text{ has been allocated at } \#_n\}\end{aligned}$$

We define a similar function for allocation paths:

$$\begin{aligned}\text{all} &: \mathbf{AllocPath} \rightarrow \mathcal{P}(\mathbf{Box}^C) \\ \text{all}(\#_{n/\alpha_1/\dots/\alpha_k+d}) &= \{b \in \mathbf{Box}^C \mid b \text{ has been allocated at } \#_n \\ &\quad \text{and } \text{alloc_stack}(b) = \alpha_1 \dots \alpha_k s_{d+1} \dots s_l \\ &\quad \text{and the call sites } s_{d+1} \dots s_l \text{ have stayed} \\ &\quad \text{on the stack all the time between} \\ &\quad \text{allocation of } b \text{ and now}\}\end{aligned}$$

where

$$\begin{aligned} \text{alloc_stack} &: \mathbf{Box}^C \rightarrow \mathbf{Stack} \\ \text{alloc_stack}(b) &= \langle \text{call stack at the time of allocation of } b \rangle \\ s_1 \dots s_d s_{d+1} \dots s_l = s &= \langle \text{current call stack} \rangle \end{aligned}$$

In other words, $\text{all}(\#_{n/\alpha_1/\dots/\alpha_k+d})$ is a subset of $\widetilde{\text{all}}(\#_n)$, where at the moment of allocation the most k recent call sites on the stack were $\alpha_1, \dots, \alpha_k$, and program entered the current function by exiting these call sites and entering call sites s_1, \dots, s_d .

Singular and repeating allocation paths

We say that an allocation path $\#_{n/\alpha_1/\dots/\alpha_k+d}$ is *singular* if none of $\#_n$ and $\alpha_1, \dots, \alpha_k$ is syntactically contained inside a loop. Otherwise it is a *repeating* allocation path.

Heap specialization generalizes recency abstraction

We observe that if an allocation path $\#_{n/\alpha_1/\dots/\alpha_k+d}$ is singular, then $|\text{all}(\#_{n/\alpha_1/\dots/\alpha_k+d})| = 1$. At any point during program execution, a singular allocation path identifies a single concrete object on the heap. Overall it might refer to many different objects throughout the execution, but at any given time there will always be just one. This means that we can perform strong updates on singular allocation paths. This does not apply to repeating allocation paths, where allocation has been occurring inside a loop. We note that this sounds familiar. In *recency abstraction* we also had two classes of abstract objects, where one allowed strong updates and the other didn't. Indeed:

- Singular allocation paths generalize the notion of the most recently allocated object.
- Repeating allocation paths generalize summary nodes that represent all older objects.

One difference from recency abstraction is that when the allocation site $\#_n$ is directly contained inside a loop, we will have a repeating allocation path from the start. This means we won't have the possibility to perform strong updates, even in the initialization code that directly follows allocation. We can fix this issue by extracting loop bodies into separate functions. Let's assume that there has been an allocation $\#_n$ inside a loop, and loop body has been replaced with call site α . The allocation $\#_n$ is now in a separate function and is not syntactically contained inside a loop. Inside this function we will have:

- The singular allocation path $\#_n$ that represents the most recently allocated object.
- Optionally, the repeating allocation path $\#_{n/\alpha+1}$ that summarizes all older objects allocated in previous iterations of the loop. We need to add “ $/\alpha + 1$ ” because they had already escaped the scope of this function through α and later entered it again, also through α , but in a new iteration of the loop.

We have shown that our variant of heap specialization is strictly more precise than recency abstraction. Technically, this statement is true only if we prepare programs before analysis and extract loop bodies into functions, but it is a minor implementation detail. One can also easily define a more complex variant of allocation paths that won’t suffer from this limitation.

5.5 Abstract states

We finally have all necessary ingredients to define abstract states of our analysis: a context-sensitive value lattice and a precise heap abstraction.

Since our language has first-class functions with closures that can escape their scope, we will also represent closures using allocation paths. We introduce a new kind of allocation sites, **Env**, one for each function:

$$\begin{aligned} \mathbf{Env} &= \mathbf{FunctionId} = \{id \in \mathbf{Id} \mid id \text{ is a function name}\} \cup \{\mathbf{main}\} \\ \mathbf{AllocSite} &= \{e \in \mathbf{Expr} \mid e \text{ is an object or array literal}\} \cup \underline{\mathbf{Env}} \end{aligned}$$

We represent lexical environments of functions as ordinary objects on the heap, where local variables are stored as fields. Therefore, we no longer need the separate domain **Loc** that has been used in Chapter 4 to identify local variables. Our abstract states simply map abstract addresses (allocation paths) to payloads:

$$\begin{aligned} \mathbf{State} &= \mathbf{AllocPath} \rightarrow \mathbf{Payload} \\ \mathbf{AllocPath} &= \mathbf{AllocSite} \times \mathbf{CallSite}^* \times \mathbb{Z}_{\geq 0} \\ \mathbf{Payload} &= \mathbf{Obj} \times \mathbf{Arr} \end{aligned}$$

As in Chapter 4, we represent abstract objects as maps from field names to values, and we summarize arrays as sets of possible values of elements:

$$\begin{aligned} \mathbf{Obj} &= \mathbf{Id} \rightarrow \mathbf{Val} \\ \mathbf{Arr} &= \mathbf{Val} \end{aligned}$$

Whenever from the context it is clear that the payload is an object, we will use the following notational shortcuts:

$$\begin{aligned} & \text{for } p \in \mathbf{Payload} \text{ and } id \in \mathbf{Id} \text{ and } v \in \mathbf{Val} \\ p[id \mapsto v] &= (\text{obj}(p)[id \mapsto v], \perp) \\ pid &= \text{obj}(p) id \end{aligned}$$

We represent values using the value lattice defined earlier in this chapter. We repeat it here for convenience:

$$\begin{aligned} \mathbf{Val} &= \mathbf{Stack} \xrightarrow{\text{fin}} \mathbf{RawVal} \\ \mathbf{RawVal} &= \mathcal{P}_{\leq N}(\mathbf{Int}) \times \mathcal{P}_{\leq N}(\mathbf{Str}) \times \mathcal{P}(\mathbf{Bool} \cup \{\text{null}\} \cup \mathbf{AllocPath} \cup \mathbf{Fun}) \end{aligned}$$

And finally, we represent first-class functions using address of a heap-allocated closure paired with a function name:

$$\mathbf{Fun} = \mathbf{AllocPath} \times \mathbf{FunctionId}$$

Entering function calls

When an abstract address enters a function call through a call site, we increment the stack depth of its allocation path:

$$\begin{aligned} \text{enter_call} &: \mathbf{CallSite} \rightarrow \mathbf{AllocPath} \rightarrow \mathbf{AllocPath} \\ \text{enter_call}(\gamma)(\#_{n/\alpha_1/\dots/\alpha_k+d}) &= \#_{n/\alpha_1/\dots/\alpha_k+(d+1)} \end{aligned}$$

When an abstract value enters a function call, we adjust its context, and if it contains abstract addresses, we increment their stack depth:

$$\begin{aligned} \text{enter_call} &: \mathbf{CallSite} \rightarrow \mathbf{RawVal} \rightarrow \mathbf{RawVal} \\ \text{enter_call}(\gamma)(rv) &= (\text{int}(rv), \text{str}(rv), \\ &\quad \{\text{enter_call}(\gamma)(x) \mid x \in \text{alloc_path}(rv)\} \\ &\quad \cup \{(\text{enter_call}(\gamma)(c), f) \mid (c, f) \in \text{fun}(rv)\} \\ &\quad \cup \text{bool}(rv) \cup \text{null}(rv)) \\ \text{enter_call} &: \mathbf{CallSite} \rightarrow \mathbf{Val} \rightarrow \mathbf{Val} \\ \text{enter_call}(\gamma)(v) &= \text{enter_ctx}(\gamma)(\lambda s. \text{enter_call}(v(s))) \end{aligned}$$

When a payload of an abstract object enters a function call, all stored values enter a function call:

$$\begin{aligned} \text{enter_call} &: \mathbf{CallSite} \rightarrow \mathbf{Payload} \rightarrow \mathbf{Payload} \\ \text{enter_call}(\gamma)((o, a)) &= (\lambda f. \text{enter_call}(o(f)), \text{enter_call}(a)) \end{aligned}$$

Finally, when an abstract state enters a function call, allocation paths are remapped to account for increased stack depth, and stored object payloads enter the call:

$$\begin{aligned} \text{enter_call} & : \mathbf{CallSite} \rightarrow \mathbf{State} \rightarrow \mathbf{State} \\ \text{enter_call}(\gamma)(\sigma) & = \lambda(\#_{n/\alpha_1/\dots/\alpha_k+d}). \begin{cases} \text{enter_call}(\gamma)(\sigma(\#_{n/\alpha_1/\dots/\alpha_k+(d-1)})) & \text{when } d \geq 1 \\ \perp & \text{otherwise} \end{cases} \end{aligned}$$

Exiting function calls

When an abstract address exits a function call through a call site, two things can happen. If this object has been allocated prior to entering this call (has nonzero stack depth), we decrement its stack depth. If it has been allocated during this function call (stack depth is zero), we specialize it for this call site:

$$\begin{aligned} \text{exit_call} & : \mathbf{CallSite} \rightarrow \mathbf{AllocPath} \rightarrow \mathbf{AllocPath} \\ \text{exit_call}(\gamma)(\#_{n/\alpha_1/\dots/\alpha_k+d}) & = \begin{cases} \#_{n/\alpha_1/\dots/\alpha_k+(d-1)} & \text{when } d \geq 1 \\ \#_{n/\alpha_1/\dots/\alpha_k/\gamma} & \text{when } d = 0 \end{cases} \end{aligned}$$

When an abstract value exits a function call, we adjust its context, and if it contains abstract addresses, we decrement their stack depth or specialize them as required:

$$\begin{aligned} \text{exit_call} & : \mathbf{CallSite} \rightarrow \mathbf{RawVal} \rightarrow \mathbf{RawVal} \\ \text{exit_call}(\gamma)(rv) & = (\text{int}(rv), \text{str}(rv), \\ & \quad \{\text{exit_call}(\gamma)(x) \mid x \in \text{alloc_path}(rv)\} \\ & \quad \cup \{(\text{exit_call}(\gamma)(c), f) \mid (c, f) \in \text{fun}(rv)\} \\ & \quad \cup \text{bool}(rv) \cup \text{null}(rv)) \\ \text{exit_call} & : \mathbf{CallSite} \rightarrow \mathbf{Val} \rightarrow \mathbf{Val} \\ \text{exit_call}(\gamma)(v) & = \text{exit_ctx}(\gamma)(\lambda s. \text{exit_call}(v(s))) \end{aligned}$$

When a payload of an abstract object exits a function call, all stored values exit a function call:

$$\begin{aligned} \text{exit_call} & : \mathbf{CallSite} \rightarrow \mathbf{Payload} \rightarrow \mathbf{Payload} \\ \text{exit_call}(\gamma)((o, a)) & = (\lambda f. \text{exit_call}(o(f)), \text{exit_call}(a)) \end{aligned}$$

Finally, when an abstract state exits a function call, allocation paths are remapped to account for specialization, and stored object payloads exit the call:

$$\text{exit_call} : \mathbf{CallSite} \rightarrow \mathbf{State} \rightarrow \mathbf{State}$$

$$\text{exit_call}(\gamma)(\sigma) = \lambda(\#_{n/\alpha_1/\dots/\alpha_k+d}). \begin{cases} \text{exit_call}(\gamma)(\sigma(\#_{n/\alpha_1/\dots/\alpha_{k-1}})) & \text{when } d = 0 \text{ and } \alpha_k = \gamma \\ \text{exit_call}(\gamma)(\sigma(\#_{n/\alpha_1/\dots/\alpha_k+(d+1)})) & \text{otherwise} \end{cases}$$

5.6 Analysis algorithm

As in Chapter 4, we analyze the program by defining and solving an equation system with variables ranging over the lattices of abstract states and values. We solve this system using fixpoint iteration.

Prerequisites

We enumerate various syntactic elements of the input program, such that later we can easily refer to them when defining corresponding variables and equations:

$\{e_1, \dots, e_n\} = \mathbf{Expr}$	—	the set of expressions occurring in p
$\{s_1, \dots, s_m\} = \mathbf{Stmt}$	—	the set of statements occurring in p
$\{d_1, \dots, d_k\} = \mathbf{Decl}$	—	the set of function declarations in p
$\{f_1, \dots, f_k\} = \mathbf{FunctionId}$	—	the set of function names in p
$\{\alpha_1, \dots, \alpha_l\} = \mathbf{CallSite}$	—	the set of call expressions in p
$\{\#_1, \dots, \#_t\} \subseteq \mathbf{AllocSite}$	—	allocation sites corresponding to array and object literals in p
$\{\#_{f_1}, \dots, \#_{f_k}\} \subseteq \mathbf{AllocSite}$	—	allocation sites corresponding to lexical environments of functions f_1, \dots, f_k

Variables

$\sigma_{e_1}^{\text{in}}, \dots, \sigma_{e_n}^{\text{in}} \in \mathbf{State}$	—	execution states before evaluating expressions e_1, \dots, e_n
$\sigma_{e_1}, \dots, \sigma_{e_n} \in \mathbf{State}$	—	execution states after evaluating expressions e_1, \dots, e_n
$v_{e_1}, \dots, v_{e_n} \in \mathbf{Val}$	—	approximate sets of values that expressions e_1, \dots, e_n might evaluate to, depending on the calling context
$\sigma_{s_1}^{\text{in}}, \dots, \sigma_{s_m}^{\text{in}} \in \mathbf{State}$	—	execution states before

$\sigma_{s_1}, \dots, \sigma_{s_m} \in \mathbf{State}$	—	executing statements s_1, \dots, s_m execution states after executing statements s_1, \dots, s_m
$\sigma_{f_1}^{\text{in}}, \dots, \sigma_{f_k}^{\text{in}} \in \mathbf{State}$	—	execution states before entering functions f_1, \dots, f_k
$\sigma_{f_1}, \dots, \sigma_{f_k} \in \mathbf{State}$	—	execution states after exiting functions f_1, \dots, f_k
$v_{f_1}, \dots, v_{f_k} \in \mathbf{Val}$	—	approximate sets of values that functions f_1, \dots, f_k might return, depending on the calling context

Composing context-sensitive operations

When writing equations of the analysis, a monadic bind operation will come in handy. It generalizes the idea of lifting operations on **RawVal** to operate pointwise on **Val** by allowing results of the lifted operation to also be context-sensitive. We define two variants, one for values and one for states:

$$\begin{aligned}
\text{bind_v} &: \mathbf{Val} \rightarrow (\mathbf{RawVal} \rightarrow \mathbf{Val}) \rightarrow \mathbf{Val} \\
\text{bind_v}(v)(f) &= \lambda s. f(v(s))(s) \\
\text{bind_s} &: \mathbf{Val} \rightarrow (\mathbf{RawVal} \rightarrow \mathbf{State}) \rightarrow \mathbf{State} \\
\text{bind_s}(v)(f) &= \lambda \#. (\lambda id. \lambda s. \text{obj}(f(v\ s)\ \#) id\ s, \lambda s. \text{arr}(f(v\ s)\ \#) s)
\end{aligned}$$

An argument similar to the one about pointwise operations on **Val** can be made that results of bind_v and bind_s are indeed valid elements of **Val** and **State**.

Equations

Let f be the name of some function in the input program. For each f , we generate the following equations:

$$\begin{aligned}
&\llbracket \text{function } f(\dots) \{ s_0; \text{return } e_0 \} \rrbracket \\
&\implies \sigma_{s_0}^{\text{in}} = \sigma_f^{\text{in}} \quad \wedge \quad \sigma_{e_0}^{\text{in}} = \sigma_{s_0} \quad \wedge \quad v_f = v_{e_0} \quad \wedge \quad \sigma_f = \sigma_{e_0}
\end{aligned}$$

Let e be an expression occurring inside the body of f , including the result expression after the **return** keyword. We also include here all expressions

occurring in the main program, and for them we set $f = \text{main}$. For each pair of (f, e) , we generate the following equations, depending on the type of e :

$\llbracket id \rrbracket$

$$\implies \sigma_e = \sigma_e^{\text{in}} \quad \wedge \quad v_e = \text{obj}(\sigma_e^{\text{in}} \#_f) id$$

$\llbracket e_1.id \rrbracket$

$$\implies \sigma_{e_1}^{\text{in}} = \sigma_e^{\text{in}} \quad \wedge \quad \sigma_e = \sigma_{e_1} \quad \wedge \\ v_e = \lambda s. \sqcup \{ \sigma_e \# id \ s \mid \# \in \text{alloc_path}(v_{e_1} \ s) \}$$

$\llbracket e_1[e_2] \rrbracket$

$$\implies \sigma_{e_1}^{\text{in}} = \sigma_e^{\text{in}} \quad \wedge \quad \sigma_{e_2}^{\text{in}} = \sigma_{e_1} \quad \wedge \quad \sigma_e = \sigma_{e_2} \\ v_e = \lambda s. \sqcup \{ \text{arr}(\sigma_e \#) \ s \mid \# \in \text{alloc_path}(v_{e_1} \ s) \}$$

$\llbracket id = e_1 \rrbracket$

$$\implies \sigma_{e_1}^{\text{in}} = \sigma_e^{\text{in}} \quad \wedge \quad \sigma_e = \sigma_{e_1}[\#_f \mapsto (\sigma_{e_1} \#_f)[id \mapsto v_{e_1}]]$$

$\llbracket e_1.id = e_2 \rrbracket$

$$\implies \sigma_{e_1}^{\text{in}} = \sigma_e^{\text{in}} \quad \wedge \quad \sigma_{e_2}^{\text{in}} = \sigma_{e_1} \quad \wedge \\ \sigma_e = \text{bind_s}(v_{e_1})(\lambda v. \sqcup \{ \sigma_{e_2}[\# \mapsto (\sigma_{e_2} \#)[id \mapsto v_{e_2}]] \mid \# \in \text{alloc_path}(v) \})$$

$\llbracket e_1[e_2] = e_3 \rrbracket$

$$\implies \sigma_{e_1}^{\text{in}} = \sigma_e^{\text{in}} \quad \wedge \quad \sigma_{e_2}^{\text{in}} = \sigma_{e_1} \quad \wedge \quad \sigma_{e_3}^{\text{in}} = \sigma_{e_2} \quad \wedge \\ \sigma_e = \text{bind_s}(v_{e_1})(\lambda v. \sqcup \{ \sigma_{e_3}[\# \mapsto (\perp, \text{arr}(\sigma_{e_3} \#) \sqcup v_{e_3})] \mid \# \in \text{alloc_path}(v) \})$$

$\llbracket e_1 + e_2 \rrbracket / \llbracket e_1 - e_2 \rrbracket / \llbracket e_1 * e_2 \rrbracket / \llbracket e_1 / e_2 \rrbracket$

$$\implies \sigma_{e_1}^{\text{in}} = \sigma_e^{\text{in}} \quad \wedge \quad \sigma_{e_2}^{\text{in}} = \sigma_{e_1} \quad \wedge \quad \sigma_e = \sigma_{e_2} \\ v_e = \text{lift}^+(v_{e_1}, v_{e_2}) / \text{lift}^-(v_{e_1}, v_{e_2}) / \text{lift}^*(v_{e_1}, v_{e_2}) / \text{lift}'(v_{e_1}, v_{e_2})$$

$\llbracket e_0(e_1, \dots, e_d) \rrbracket = \alpha$

$$\implies \sigma_{e_0}^{\text{in}} = \sigma_e^{\text{in}} \quad \wedge \quad \sigma_{e_1}^{\text{in}} = \sigma_{e_0} \quad \wedge \quad \dots \quad \wedge \quad \sigma_{e_d}^{\text{in}} = \sigma_{e_{d-1}} \quad \wedge \\ \sigma_{f_1}^{\text{in}} = \sigma_{f_1}^{\text{in}} \sqcup \text{call}_{f_1} \quad \wedge \quad \dots \quad \wedge \quad \sigma_{f_k}^{\text{in}} = \sigma_{f_k}^{\text{in}} \sqcup \text{call}_{f_k} \quad \wedge \\ \sigma_e = \text{exit_call}(\alpha)(\text{bind_s}(v_{e_0})(\lambda v. \sqcup \{ \sigma_f \mid (cl, f) \in \text{fun}(v) \})) \quad \wedge \\ v_e = \text{exit_call}(\alpha)(\text{bind_v}(v_{e_0})(\lambda v. \sqcup \{ v_f \mid (cl, f) \in \text{fun}(v) \}))$$

where

$$\text{call}_{f_i} = \text{bind_s}(v_{e_0})(\lambda v. \sqcup \{ \text{raw_call}(f_i, cl) \mid (cl, f) \in \text{fun}(v) \wedge f = f_i \})$$

$$\text{raw_call} : \mathbf{FunctionId} \times \mathbf{AllocPath} \rightarrow \mathbf{State}$$

$$\text{pass_arguments} : \mathbf{FunctionId} \times \mathbf{State} \rightarrow \mathbf{Val}^* \rightarrow \mathbf{State}$$

$$\text{raw_call}(f_i, cl) = \left\{ \begin{array}{l} \text{pass_arguments}(f_i, \text{enter_call}(\alpha)(\sigma_{e_d}))(\lambda s. \text{enter_call}(\alpha)(cl), \\ \text{enter_call}(\alpha)(v_{e_1}), \\ \dots, \\ \text{enter_call}(\alpha)(v_{e_d}), \end{array} \right.$$

$$\text{pass_arguments}(f_i, \sigma)(v_0, \dots, v_d) = \left\{ \begin{array}{l} \sigma[\#_{f_i} \mapsto \perp_{\text{Payload}}[\\ \quad id_0^i \mapsto v_0, \\ \quad \dots, \\ \quad id_d^i \mapsto v_d, \\]] \quad \text{when } \# \text{args}(f_i) = d \\ \perp \quad \text{otherwise} \end{array} \right.$$

$id_0^i, id_1^i, \dots, id_{\# \text{args}(f_i)}^i$ – formal parameters of function f_i

note: in programs generated by closure conversion,

id_0^i is always equal to `closure`

$$\begin{aligned} \llbracket \{id_1: e_1, \dots, id_d: e_d\} \rrbracket &= \#_e \\ \implies \quad \sigma_{e_1}^{\text{in}} &= \sigma_e^{\text{in}} \quad \wedge \quad \sigma_{e_2}^{\text{in}} = \sigma_{e_1} \quad \wedge \quad \dots \quad \wedge \quad \sigma_{e_d}^{\text{in}} = \sigma_{e_{d-1}} \quad \wedge \\ v_e &= \lambda s. \#_e \quad \wedge \quad \sigma_e = \sigma_{e_d}[\#_e \mapsto \perp_{\text{Payload}}[id_1 \mapsto v_{e_1}, \dots, id_d \mapsto v_{e_d}]] \end{aligned}$$

$$\begin{aligned} \llbracket [e_1, \dots, e_d] \rrbracket &= \#_e \\ \implies \quad \sigma_{e_1}^{\text{in}} &= \sigma_e^{\text{in}} \quad \wedge \quad \sigma_{e_2}^{\text{in}} = \sigma_{e_1} \quad \wedge \quad \dots \quad \wedge \quad \sigma_{e_d}^{\text{in}} = \sigma_{e_{d-1}} \quad \wedge \\ v_e &= \lambda s. \#_e \quad \wedge \quad \sigma_e = \sigma_{e_d}[\#_e \mapsto (\perp, v_{e_1} \sqcup \dots \sqcup v_{e_d})] \end{aligned}$$

$$\begin{aligned} \llbracket \text{bind-closure } id \rrbracket \\ \implies \quad \sigma_e &= \sigma_e^{\text{in}} \quad \wedge \quad v_e = (\#_f, id) \end{aligned}$$

Let s be a statement occurring inside the body of f . For each pair of (f, s) , we generate the following equations, depending on the type of s :

$$\begin{aligned} \llbracket \langle \text{empty} \rangle \rrbracket \\ \implies \quad \sigma_s &= \sigma_s^{\text{in}} \end{aligned}$$

$$\begin{aligned} \llbracket e \rrbracket \\ \implies \quad \sigma_e^{\text{in}} &= \sigma_s^{\text{in}} \quad \wedge \quad \sigma_s = \sigma_e \end{aligned}$$

$$\begin{aligned} \llbracket s_1; s_2 \rrbracket \\ \implies \quad \sigma_{s_1}^{\text{in}} &= \sigma_s^{\text{in}} \quad \wedge \quad \sigma_{s_2}^{\text{in}} = \sigma_{s_1} \quad \wedge \quad \sigma_s = \sigma_{s_2} \end{aligned}$$

$$\begin{aligned}
& \llbracket \text{var } id = e \rrbracket \\
& \implies \sigma_e^{\text{in}} = \sigma_s^{\text{in}} \quad \wedge \quad \sigma_s = \sigma_e[\#_f \mapsto (\sigma_e \#_f)[id \mapsto v_e]] \\
\\
& \llbracket \text{if } (e) \{ s_1 \} \text{ else } \{ s_2 \} \rrbracket \\
& \implies \sigma_e^{\text{in}} = \sigma_s^{\text{in}} \quad \wedge \\
& \quad \sigma_{s_1}^{\text{in}} = \text{bind_s}(v_e)(\lambda v. \sigma_e \text{ if } \mathbf{true} \in \text{bool}(v) \text{ else } \perp_{\mathbf{State}}) \quad \wedge \\
& \quad \sigma_{s_2}^{\text{in}} = \text{bind_s}(v_e)(\lambda v. \sigma_e \text{ if } \mathbf{false} \in \text{bool}(v) \text{ else } \perp_{\mathbf{State}}) \quad \wedge \\
& \quad \sigma_s = \text{bind_s}(v_e)(\lambda v. \\
& \quad \quad (\sigma_{s_1} \text{ if } \mathbf{true} \in \text{bool}(v) \text{ else } \perp_{\mathbf{State}}) \sqcup \\
& \quad \quad (\sigma_{s_2} \text{ if } \mathbf{false} \in \text{bool}(v) \text{ else } \perp_{\mathbf{State}}) \\
& \quad) \\
\\
& \llbracket \text{for } (\text{var } id \text{ in } e) \{ s_0 \} \rrbracket \\
& \implies \sigma_e^{\text{in}} = \sigma_s^{\text{in}} \quad \wedge \quad \sigma_s = \sigma_{s_0} \sqcup \sigma_e \quad \wedge \\
& \quad \sigma_{s_0}^{\text{in}} = \text{bind_s}(v_e)(\lambda v. (\sigma_e \sqcup \sigma_{s_0})[\#_f \mapsto (\sigma_e \sqcup \sigma_{s_0})\#_f[\\
& \quad \quad id \mapsto \text{arr}(\sigma_e(\text{alloc_path}(v))) \\
& \quad]]) \\
\\
& \llbracket \text{while } (e) \{ s_0 \} \rrbracket \\
& \implies \sigma_e^{\text{in}} = \sigma_s^{\text{in}} \sqcup \sigma_{s_0} \quad \wedge \quad \sigma_{s_0}^{\text{in}} = \sigma_e \quad \wedge \quad \sigma_s = \sigma_{s_0} \sqcup \sigma_e
\end{aligned}$$

#

Chapter 6

Implementation

Over the course of this thesis, the context-sensitive analysis described in Chapter 5 has been implemented in a prototype analyzer.

Screenshots

Below are some screenshots of running our analyzer on the examples from Chapter 5:



```
franek@HP-Pavilion-14-dv0001sl: ~/Projects/drillcode-main/drillcode-analyzer-cli
--> drillcode-analyzer/src/megascript/values.rs:28:27
28 |         Value::Object(oRef) => Value::Object(oRef.instantiate(vm, instantiation_site)),
    |                                ^^^^^ help: convert the identifier to snake case: 'o_ref'
= note: `#[warn(non_snake_case)]` on by default

warning: 'drillcode-analyzer' (lib) generated 46 warnings
   Finished dev [unoptimized + debuginfo] target(s) in 0.07s
   Running /home/franek/Projects/drillcode-main/target/debug/drillcode-analyzer-cli -`
function create(val) {
  res = {}
  res.x = val
  return res
}

function main() {
  a = create(1)
  b = create(2)
  $(a.x)
}
Reading <stdin>
Processing code...
Processing finished
Actions stats: Stats { inserted: 60, consumed: 60, canceled: 0, undone: 0 } in 15.726077ms
Running assertions...
✓ 10:7-9 :: a.x = [Int(1)]
franek@HP-Pavilion-14-dv0001sl:~/Projects/drillcode-main/drillcode-analyzer-cli$
```



```
franek@HP-Pavilion-14-dv0001sl: ~/Projects/drillcode-main/drillcode-analyzer-cli
--> drillcode-analyzer/src/megascript/values.rs:28:27
28 |         Value::Object(oRef) => Value::Object(oRef.instantiate(vm, instantiation_site)),
    |                                     ^^^^^ help: convert the identifier to snake case: 'o_ref'
    = note: '#[warn(non_snake_case)]' on by default

warning: 'drillcode-analyzer' (lib) generated 46 warnings
  Finished dev [unoptimized + debuginfo] target(s) in 0.07s
  Running /home/franek/Projects/drillcode-main/target/debug/drillcode-analyzer-cli -`
function increment(a) {
    return a + 1
}

function main() {
    $(increment(3))
    $(increment(5))
}
Reading <stdin>
Processing code...
Processing finished
Actions stats: Stats { inserted: 36, consumed: 36, canceled: 0, undone: 0 } in 21.209743ms
Running assertions...
✓ 6:7-18 :: increment(3) = [Int(4)]
✓ 7:7-18 :: increment(5) = [Int(6)]
franek@HP-Pavilion-14-dv0001sl:~/Projects/drillcode-main/drillcode-analyzer-cli$
franek@HP-Pavilion-14-dv0001sl:~/Projects/drillcode-main/drillcode-analyzer-cli$
franek@HP-Pavilion-14-dv0001sl:~/Projects/drillcode-main/drillcode-analyzer-cli$
```

```
franek@HP-Pavilion-14-dv0001sl: ~/Projects/drillcode-main/drillcode-analyzer-cli
warning: 'drillcode-analyzer' (lib) generated 46 warnings
  Finished dev [unoptimized + debuginfo] target(s) in 0.07s
  Running /home/franek/Projects/drillcode-main/target/debug/drillcode-analyzer-cli -`
function do_init(obj, val) {
    obj.x = val
}

function init(obj, val) {
    do_init(obj, val)
}

function main() {
    a = {x: 0}
    b = {x: 0}
    init(a, 1)
    init(b, 2)
    $(a.x)
    $(b.x)
}
Reading <stdin>
Processing code...
Processing finished
Actions stats: Stats { inserted: 100, consumed: 100, canceled: 0, undone: 2 } in 37.868438ms
Running assertions...
✓ 14:7-9 :: a.x = [Int(1)]
✓ 15:7-9 :: b.x = [Int(2)]
franek@HP-Pavilion-14-dv0001sl:~/Projects/drillcode-main/drillcode-analyzer-cli$
franek@HP-Pavilion-14-dv0001sl:~/Projects/drillcode-main/drillcode-analyzer-cli$
```

Monadic DSL

The analyzer is implemented in a mix of Rust and a custom DSL implemented using procedural macros in Rust. The DSL is similar to the *do notation* in Haskell, and provides a composable way to express computations in our custom monad. This monad it is similar to a combination of the State and List monads from Haskell. The State part abstracts away the fact that instead of operating on values and memory locations, we are composing constraints on the lattice of abstract states. The List part provides nondeterminism and context-sensitivity - the fact that we operate on the value lattice. Thanks to this monad we can write code in a direct way, as if we were manipulating single concrete values. It

automatically translates it to equivalent lattice-valued operations on abstract values, and takes care of correct propagation of calling contexts.

Implicit representation of abstract states

In fact, we don't store entire abstract states in memory at any point. Instead, for each memory location, we store a slice of the control flow graph that is spanned by all read and write operations that touch this location, in a similar spirit to [OHL⁺14, MM14, JMT10]. We store one abstract value at each vertex of this slice of the CFG. This way we drastically reduce memory consumption of the analyzer - instead of storing $O(\#states \cdot \#locations)$ elements of the value lattice, we only need $O(\sum_{l \in locations} \#reads(l) + \#writes(l))$.

Incremental updates

This monad described above also handles the bookkeeping that is necessary for incremental updates. All memory writes and reads are instrumented with precise tracking. Any operation can be rolled back, with the effect of undoing all traces of it and all subsequent data flow that was caused by this operation. Moreover, such a rollback will not mess up any other data that did not depend on it, even if it has been computed later than the operation being undone.

Extensions

The prototype analyzer implements a few additional features that have not been described in Chapter 5:

- Loop unrolling for a small number of iterations.
- Adaptive representation of arrays, where arrays that are statically known are represented with full precision by enumerating elements, and arrays that are results of complex computations are represented as a *bag of possible elements*. Precision degrades gradually and it can also express things in-between such as “an array of ints that begins with [2, 3, 5]” or “one or more repetitions of ['a', 'b']”.
- Flow-insensitive global variables. This is a less precise representation, but in the future it will be essential for good performance on larger code-bases. In particular, it can prevent a lot of unnecessary recomputations of unrelated pieces of code when performing incremental updates.

Chapter 7

Conclusions and future work

Conclusions

We have developed an advanced context-sensitive static analysis algorithm that can partially execute programs, obtaining information that is commonly believed to be available only at runtime. We have introduced it in a gradual way, starting with a simple analysis in the framework of abstract interpretation. Later we used multiple figures and metaphors to make our description intuitive and accessible. We hope that this will spark more interest in advanced techniques from the field of static analysis, and that they finally will make their way to everyday developer tools such as IDEs, language servers and linters. Over the course of this thesis, our algorithm has been implemented in a prototype that can analyze simple programs.

Future work

Further development is needed to extend our prototype to understand a substantial subset of JavaScript or Python and test how it performs on larger, real-world codebases. We speculate that a future version of our analyzer might have to lazily load large codebases piece by piece, because our analysis is very advanced and might consume significant resources. This can be addressed by equipping it with a controller that predicts which files and components are relevant to the problem the programmer is currently working on, and loads or unloads them as needed. This vision is plausible because our system is designed to be incremental and decoupled from the start, and even in its current state it is able to incrementally load and unload parts of programs.

Appendix: Closure Conversion

Here we define the process of closure conversion. $\mathcal{CC}[\cdot]$ converts surface-level programs (TinyScript⁺) to the intermediate representation (TinyScript). $\text{BV}[\cdot]$, as in *bound variables*, is a function that takes a statement, scans it for the occurrences of (`var` *id*), and gathers identifiers *id* into a set. This scanning only traverses compound statements, ifs and loops, and ignores nested function definitions. Functions $\mathcal{R}_S[\cdot]$ and $\mathcal{R}_E[\cdot]$ take *bv*, the set of bound variables *in the outer scope*, as input, and rewrite their occurrences *a* into `closure.a`. Functions $\mathcal{CC}_S[\cdot]$ and $\mathcal{CC}_E[\cdot]$ perform closure conversion respectively for statements and expressions.

$$\mathcal{CC}[\cdot] : \mathbf{Prog}^+ \longrightarrow \mathbf{Prog}$$

$$\text{BV}[\cdot] : \mathbf{Stmt}^+ \longrightarrow \mathcal{P}(\mathbf{Id})$$

$$\mathcal{R}_S[\cdot] : \mathbf{Stmt}^+ \longrightarrow \mathcal{P}(\mathbf{Id}) \rightarrow \mathbf{Stmt}^+$$

$$\mathcal{R}_E[\cdot] : \mathbf{Expr}^+ \longrightarrow \mathcal{P}(\mathbf{Id}) \rightarrow \mathbf{Expr}^+$$

$$\mathcal{CC}_S[\cdot] : \mathbf{Stmt}^+ \longrightarrow \mathcal{P}(\mathbf{Id}) \rightarrow \mathbf{Stmt} \times \mathbf{Decl}^*$$

$$\mathcal{CC}_E[\cdot] : \mathbf{Expr}^+ \longrightarrow \mathcal{P}(\mathbf{Id}) \rightarrow \mathbf{Expr} \times \mathbf{Decl}^*$$

$$\mathcal{CC}[s] = \mathcal{CC}_S[s] \text{ bv where}$$

$$\text{bv} : \mathcal{P}(\mathbf{Id}) = \text{BV}[s] \cup \{\text{input}\}$$

$$\mathcal{R}_S[\mathbf{S}(s_1, \dots, s_n; e_1, \dots, e_n)] \text{ bv} = (\mathbf{S}(s'_1, \dots, s'_n; e'_1, \dots, e'_n)) \text{ where}$$

$$s'_1 : \mathbf{Stmt}^+ = \mathcal{R}_S[s_1] \text{ bv}$$

$$\dots \quad \dots$$

$$s'_n : \mathbf{Stmt}^+ = \mathcal{R}_S[s_n] \text{ bv}$$

$$\begin{aligned}
e'_1 : \mathbf{Expr}^+ &= \mathcal{R}_{\mathcal{E}}[e_1] bv \\
&\dots \dots \\
e'_n : \mathbf{Expr}^+ &= \mathcal{R}_{\mathcal{E}}[e_n] bv \\
\mathcal{R}_{\mathcal{S}}[\text{function } id_0(id_1, \dots, id_n) \{ s; \text{return } e \}] bv \\
&= (\text{function } id_0(id_1, \dots, id_n) \{ s_1; \text{return } e_1 \}) \text{ where} \\
bv_1 : \mathcal{P}(\mathbf{Id}) &= bv \setminus (\{id_1, \dots, id_n\} \cup \mathbf{BV}[s]) \\
s_1 : \mathbf{Stmt}^+ &= \mathcal{R}_{\mathcal{S}}[s] bv_1 \\
e_1 : \mathbf{Stmt}^+ &= \mathcal{R}_{\mathcal{E}}[e] bv_1
\end{aligned}$$

$$\begin{aligned}
\mathcal{R}_{\mathcal{E}}[\mathbf{E}(e_1, \dots, e_n)] bv &= (\mathbf{E}(e'_1, \dots, e'_n)) \text{ where} \\
e'_1 : \mathbf{Expr}^+ &= \mathcal{R}_{\mathcal{E}}[e_1] bv \\
&\dots \dots \\
e'_n : \mathbf{Expr}^+ &= \mathcal{R}_{\mathcal{E}}[e_n] bv
\end{aligned}$$

$$\mathcal{R}_{\mathcal{E}}[id] bv = \begin{cases} (\text{closure}.id) & \text{when } id \in bv \\ id & \text{otherwise} \end{cases}$$

$$\mathcal{R}_{\mathcal{E}}[id = e] bv = \begin{cases} (\text{closure}.id = \mathcal{R}_{\mathcal{E}}[e] bv) & \text{when } id \in bv \\ (id = \mathcal{R}_{\mathcal{E}}[e] bv) & \text{otherwise} \end{cases}$$

$$\begin{aligned}
\mathcal{R}_{\mathcal{E}}[\text{function}(id_1, \dots, id_n) \{ s; \text{return } e \}] bv \\
&= (\text{function}(id_1, \dots, id_n) \{ s_1; \text{return } e_1 \}) \text{ where} \\
bv_1 : \mathcal{P}(\mathbf{Id}) &= bv \setminus (\{id_1, \dots, id_n\} \cup \mathbf{BV}[s]) \\
s_1 : \mathbf{Stmt}^+ &= \mathcal{R}_{\mathcal{S}}[s] bv_1 \\
e_1 : \mathbf{Stmt}^+ &= \mathcal{R}_{\mathcal{E}}[e] bv_1
\end{aligned}$$

$$\begin{aligned}
\mathcal{CC}_{\mathcal{S}}[\mathbf{S}(s_1, \dots, s_n; e_1, \dots, e_n)] bv &= (\mathbf{S}(s'_1, \dots, s'_n; e'_1, \dots, e'_n), d) \text{ where} \\
(s'_1, d_1^s) : \mathbf{Stmt} \times \mathbf{Decl}^* &= \mathcal{CC}_{\mathcal{S}}[s_1] bv \\
&\dots \dots \\
(s'_n, d_n^s) : \mathbf{Stmt} \times \mathbf{Decl}^* &= \mathcal{CC}_{\mathcal{S}}[s_n] bv \\
(e'_1, d_1^e) : \mathbf{Expr} \times \mathbf{Decl}^* &= \mathcal{CC}_{\mathcal{E}}[e_1] bv \\
&\dots \dots \\
(e'_n, d_n^e) : \mathbf{Expr} \times \mathbf{Decl}^* &= \mathcal{CC}_{\mathcal{E}}[e_n] bv \\
d : \mathbf{Decl}^* &= d_1^s \dots d_n^s d_1^e \dots d_n^e
\end{aligned}$$

$$\begin{aligned}
\mathcal{CC}_{\mathcal{S}}[\text{function } id_0(id_1, \dots, id_n) \{ s; \text{return } e \}] bv &= (f, d_1 d_2 d_3) \text{ where} \\
bv_1 : \mathcal{P}(\mathbf{Id}) &= bv \setminus (\{id_1, \dots, id_n\} \cup \mathbf{BV}[s])
\end{aligned}$$

$$\begin{aligned}
s' : \mathbf{Stmt}^+ &= \mathcal{R}_S[s] \, bv_1 \\
e' : \mathbf{Expr}^+ &= \mathcal{R}_E[e] \, bv_1 \\
bv_2 : \mathcal{P}(\mathbf{Id}) &= bv \cup \{id_1, \dots, id_n\} \cup \mathbf{BV}[s] \\
(s'', d_1) : \mathbf{Stmt} \times \mathbf{Decl}^* &= \mathcal{CC}_S[s'] \, bv_2 \\
(e'', d_2) : \mathbf{Expr} \times \mathbf{Decl}^* &= \mathcal{CC}_S[e'] \, bv_2 \\
d_3 : \mathbf{Decl} &= (\text{function } id_0(\text{closure}, id_1, \dots, id_n) \{ \\
&\quad s''; \text{return } e'' \} \\
&\quad \}) \\
f : \mathbf{Stmt} &= (\text{var } id_0 = \text{bind-closure } id_0)
\end{aligned}$$

$$\mathcal{CC}_E[E(e_1, \dots, e_n)] \, bv = (E(e'_1, \dots, e'_n), d) \text{ where}$$

$$(e'_1, d_1) : \mathbf{Expr} \times \mathbf{Decl}^* = \mathcal{CC}_E[e_1] \, bv$$

...

$$(e'_n, d_n) : \mathbf{Expr} \times \mathbf{Decl}^* = \mathcal{CC}_E[e_n] \, bv$$

$$d : \mathbf{Decl}^* = d_1 \dots d_n$$

$$\mathcal{CC}_E[\text{function}(id_1, \dots, id_n) \{ s; \text{return } e \}] \, bv = (f, d_1 d_2 d_3) \text{ where}$$

$$id_0 : \mathbf{Id} = \langle \text{generate a fresh identifier} \rangle$$

$$bv_1 : \mathcal{P}(\mathbf{Id}) = bv \setminus (\{id_1, \dots, id_n\} \cup \mathbf{BV}[s])$$

$$s' : \mathbf{Stmt}^+ = \mathcal{R}_S[s] \, bv_1$$

$$e' : \mathbf{Expr}^+ = \mathcal{R}_E[e] \, bv_1$$

$$bv_2 : \mathcal{P}(\mathbf{Id}) = bv \cup \{id_1, \dots, id_n\} \cup \mathbf{BV}[s]$$

$$(s'', d_1) : \mathbf{Stmt} \times \mathbf{Decl}^* = \mathcal{CC}_S[s'] \, bv_2$$

$$(e'', d_2) : \mathbf{Expr} \times \mathbf{Decl}^* = \mathcal{CC}_S[e'] \, bv_2$$

$$\begin{aligned}
d_3 : \mathbf{Decl} &= (\text{function } id_0(\text{closure}, id_1, \dots, id_n) \{ \\
&\quad s''; \text{return } e'' \} \\
&\quad \})
\end{aligned}$$

$$f : \mathbf{Expr} = (\text{bind-closure } id_0)$$

Bibliography

- [BR06] Gogul Balakrishnan and Thomas Reps. Recency-abstraction for heap-allocated storage. In Kwangkeun Yi, editor, Static Analysis, pages 221–239, Berlin, Heidelberg, 2006. Springer Berlin Heidelberg.
- [CC76] Patrick Cousot and Radhia Cousot. Static determination of dynamic properties of programs. In Proceedings of the 2nd International Symposium on Programming, Paris, France, pages 106–130. Dunod, 1976.
- [CC77] P. Cousot and R. Cousot. Abstract interpretation: a unified lattice model for static analysis of programs by construction or approximation of fixpoints. In Conference Record of the Fourth Annual ACM SIGPLAN-SIGACT Symposium on Principles of Programming Languages, pages 238–252, Los Angeles, California, 1977. ACM Press, New York, NY.
- [CC79] P. Cousot and R. Cousot. Systematic design of program analysis frameworks. In Conference Record of the Sixth Annual ACM SIGPLAN-SIGACT Symposium on Principles of Programming Languages, pages 269–282, San Antonio, Texas, 1979. ACM Press, New York, NY.
- [DLNVH17] David Darais, Nicholas Labich, Phức C. Nguyen, and David Van Horn. Abstracting definitional interpreters (functional pearl). Proc. ACM Program. Lang., 1(ICFP), aug 2017.
- [JMT10] Simon Holm Jensen, Anders Møller, and Peter Thiemann. Interprocedural analysis with lazy propagation. In Radhia Cousot and Matthieu Martel, editors, Static Analysis, pages 320–339, Berlin, Heidelberg, 2010. Springer Berlin Heidelberg.
- [KK16] Vini Kanvar and Uday P. Khedker. Heap abstractions for static analysis. ACM Comput. Surv., 49(2), jun 2016.

- [LLA07] Chris Lattner, Andrew Lenharth, and Vikram Adve. Making context-sensitive points-to analysis with heap cloning practical for the real world. In Proceedings of the 28th ACM SIGPLAN Conference on Programming Language Design and Implementation, PLDI '07, page 278–289, New York, NY, USA, 2007. Association for Computing Machinery.
- [MM14] Magnus Madsen and Anders Møller. Sparse dataflow analysis with pointers and reachability. In Markus Müller-Olm and Helmut Seidl, editors, Static Analysis, pages 201–218, Cham, 2014. Springer International Publishing.
- [MS18] Anders Møller and Michael I. Schwartzbach. Static program analysis, October 2018. Department of Computer Science, Aarhus University, <http://cs.au.dk/~amoeller/spa/>.
- [NKH04] Erik M. Nystrom, Hong-Seok Kim, and Wen-mei W. Hwu. Importance of heap specialization in pointer analysis. In Proceedings of the 5th ACM SIGPLAN-SIGSOFT Workshop on Program Analysis for Software Tools and Engineering, PASTE '04, page 43–48, New York, NY, USA, 2004. Association for Computing Machinery.
- [OHL⁺14] Hakjoo Oh, Kihong Heo, Wonchan Lee, Woosuk Lee, Daejun Park, Jecheon Kang, and Kwangkeun Yi. Global sparse analysis framework. ACM Trans. Program. Lang. Syst., 36(3), sep 2014.
- [PRR17] Jihyeok Park, Xavier Rival, and Sukyoung Ryu. Revisiting recency abstraction for javascript: Towards an intuitive, compositional, and efficient heap abstraction. In Proceedings of the 6th ACM SIGPLAN International Workshop on State Of the Art in Program Analysis, SOAP 2017, page 1–6, New York, NY, USA, 2017. Association for Computing Machinery.
- [WL04] John Whaley and Monica S. Lam. Cloning-based context-sensitive pointer alias analysis using binary decision diagrams. In Proceedings of the ACM SIGPLAN 2004 Conference on Programming Language Design and Implementation, PLDI '04, page 131–144, New York, NY, USA, 2004. Association for Computing Machinery.
- [XR08] Guoqing Xu and Atanas Rountev. Merging equivalent contexts for scalable heap-cloning-based context-sensitive points-to analysis. In Proceedings of the 2008 International Symposium on Software Testing and Analysis, ISSTA '08, page 225–236, New York, NY, USA, 2008. Association for Computing Machinery.

Selbständigkeitserklärung

Hiermit versichere ich, dass ich die vorliegende Masterarbeit selbständig und nur mit den angegebenen Hilfsmitteln angefertigt habe und dass alle Stellen, die dem Wortlaut oder dem Sinne nach anderen Werken entnommen sind, durch Angaben von Quellen als Entlehnung kenntlich gemacht worden sind. Diese Masterarbeit wurde in gleicher oder ähnlicher Form in keinem anderen Studiengang als Prüfungsleistung vorgelegt.

Ort, Datum

Unterschrift