
ON THE POWER OF SUBTLE EXPRESSIVE CUES IN THE PERCEPTION OF HUMAN AFFECTS

A PREPRINT

Ezgi Dede
 College of Engineering
 Koc University, Istanbul, Turkey
 edede19@ku.edu.tr

Kamile Asli Agilonu
 College of Engineering
 Koc University, Istanbul, Turkey
 kagilonu14@ku.edu.tr

Ergun Akleman*
 Visual Computing & Computational Media, School of PVFA
 Computer Science and Engineering, College of Engineering
 Texas A&M University, College Station, TX, 77831
 ergun@tamu.edu

Metin Sezgin
 College of Engineering
 Koc University, Istanbul, Turkey
 mtsezgin@ku.edu.tr

February 1, 2024

ABSTRACT

In this study, we introduce a sketch-based method for testing how subtle expressive cues influence the perception of affect in illustrations of human figures. We specifically study the impact of human posture and gaze direction, implicitly specified through nose orientation, on perceived emotions and mood. Through a series of user studies using sketchy illustrations of a running figure, where a professional illustrator manipulated gaze direction through adjustments on the nose orientation, we found that this simple change resulted in a diverse range of perceived affects, spanning from fear to concern and wonder. These findings shed light on the importance of fine details in defining context for context-aware system designs and underscore the importance of recognizing and expressing affect. Understanding minor expressive cues is crucial to developing emotionally intelligent systems capable of expressing affect.

1 Introduction and Motivation

Understanding how to perceive human affects such as feeling, emotion, attachment, or mood from affect displays is critical for a wide range of applications, from affective computing and context-aware systems to visual storytelling. Affective displays can be any type of expressive cues, such as facial, vocal, or gestural behavior, that serves as



Figure 1: Expressions such as anger, happiness, sadness, pride, and fear only with posture without any facial expression.

an indicator of affect VandenBos [2007]. Unfortunately, in the scientific literature, only facial, vocal, and gestural

*Joint with Computer Science and Engineering Department.

expressions are studied Ekman and Oster [1979], Ekman and Keltner [1997], Ekman [1999], Russell et al. [2003]. However, expressions can go beyond facial, vocal, and gestural expressions. As shown in Figure 1 even body posture can be sufficient to convey human affects Liu et al. [2012], Akleman et al. [2015]. Using standard scientific processes, it is hard to classify and categorize such unusual and subtle expressions. In this work, we have developed a methodology to evaluate such unusual and subtle expressions. Using this methodology, we have demonstrated that the perception of human affects can be significantly changed even by subtle expressive cues of affective displays, such as gaze direction.

1.1 Context & Motivation

The main problem with understanding human affects is that expressive cues of affective displays can be subtle and context-dependent. These cues can come from a wide range of sensory input. To understand human affects, it is important to consider all types of sensory input, even if a cue appears to be relatively minor. It is also important to process these cues in their context to recognize the underlying human affect. Small details such as the addition of a few droplets have already been shown to change and exaggerate the expression of human affects Akleman and Celik [2020] (see Figure 2). Therefore, every cue from a small detail to overall body posture can be crucial in understanding human affects by providing a rich contextual expression.




Figure 2: Droplets help to change and exaggerate perceived expressions Akleman and Celik [2020].

Unfortunately, the interpretation of subtle cues is not yet well understood in the scientific literature. Expert actors, comic book artists, cartoonists, and animators know how to create subtle and context-aware expressive cues effectively. However, the knowledge of these artists is gained through apprenticeship training obtained by interacting with other experts. Only a handful of artists formally describe their methods Johnston and Thomas [1981], McCloud and Martin [1993], Blair [1995], McCloud [2006], Eisner [2008a,b], Celik [2011]. User study procedures that are common in the scientific community are too complex to discover the impact of a wide variety of subtle context-aware cues. Simple procedures are needed to discover the effects of subtle cues. For this goal, we have developed a middle ground by combining expert knowledge with very simple user studies to quickly test information provided by experts. We develop user studies with extremely simple sketch-based illustrations. This simplifies the creation of the data set. On the other hand, we work with expert cartoonists to create the data set. Therefore, we can be sure that the set is in good condition for user studies.

1.2 Basis and Rationale

Understanding subtle expressions of human affects in their context is crucial in human interactions. Individuals are expected to behave within certain norms required by the context, such as gatherings or work environments. As the context also depends on the culture, we can see problematic interactions between people originating from different cultures. A person coming from a culture that has strict boundaries of personal space would feel uncomfortable in an environment where people do not acknowledge such boundaries. Thus, it is important for any computational agent working with humans to analyze and understand the context in which they are working. This raises the question: What is the context? In ubiquitous computing, a formal description is given as "physical activity, location, and the psychophysiology and effective state of a person" Bulling and Roggen [2011].

In the field of human-computer interaction, context-aware systems are frequently used because they offer easy use to users when they adjust their functionalities to the given context. An example would be an intelligent system designed to




Figure 3: This example shows that props such as droplets can be used to significantly increase the intensity of perceived expressions. Droplets near the eyes create a sad expression, droplets on the forehead give the impression of fatigue, and droplets under the nose give the impression of sickness even in a neutral face. For more examples see Akleman and Celik [2020].

receive voice commands during emergencies. For example, in the event of a house fire, it is expected that the caller will speak louder and faster than usual. If the system is not designed to adapt to this situation and understand the user, the consequences of this failure would be critical.

1.3 Contributions

In this work, we develop a formal evaluation methodology to evaluate the impact of subtle expressive cues. Our methodology is based on methodical sketches drawn by expert illustrators. Using these sketches, we study the effect of a particular expressive cue in detail. Using user studies, we can validate or reject a hypothesis on the effect of a particular subtle expressive cue.

In this work, we also provide a proof of concept for the method. using our methodology, we have demonstrated that a relatively subtle change in a drawing can make a significant change in the context created by the person’s effective state. As a result, we argue that context-aware systems should be designed to detect and interpret subtle expressive cues, since small elements can create a completely different context.

To run the user study, an expert illustrator initially created four different sets of illustrations with different levels of visual detail (see Figure 4 for two samples from each set). For this study, by discussing with the illustrator, we chose to use the solid drawings shown in the figures of the sets 4c and 4d because they provided less ambiguity and their body components were proportionally more accurate and robust. They also had eyes, which reduced the ambiguity of the head of the figure. Finally, we chose to use the side view shown in Figure 4c and added the gaze direction to further reduce the ambiguity.

The complete set of data we used for our study is shown in Figures 5 and 6. We focus on investigating the effect of the gaze direction of a running man on the effective context perceived by the viewer. We have shown these images to independent volunteers and asked them to describe the event that took place in the scene and the emotion associated with the figure. From the results, we have observed that the change in the direction of the nose and eyes creates different contexts and emotions even though the rest of the body is the same. We have also considered an additional illustration set, adding gaze direction as a second variable to see if that affects the context as well; however, the limitations of our user study did not allow us to investigate that variable (see Figures 5 and 6).

2 Related Work

One of the main influences in the creation of different expressions in illustrations comes from Ollie Johnston and Frank Thomas, two of Walt Disney’s leading teams of animators known as the Nine Old Men Johnston and Thomas [1981]. They also presented the animation principles developed by Disney Studios to the general public. The animation principles were later adapted to computer graphics applications by another legendary animator John Lasseter Lasseter [1998]. Another influential animator in understanding and creating subtle expressions by sharing his vast practical




Figure 4: An artist created sets of sketchy illustrations to test the validity of our hypothesis. These are some examples of four sets that provide simplified visual depictions of running people.

knowledge is Preston Blair Blair [1995]. Cartoonists such as Scott McCloud McCloud and Martin [1993], McCloud [2006] and Will Eisner Eisner [2008a,b] also contributed greatly to the understanding of this problem. We can also list Hakan Celik and Ergun Akleman who showed the importance of some subtle expressive cues Celik [2011], Akleman and Celik [2020].

Despite relatively few publications on the art side, there is a large body of literature on the intersection of human-computer interaction and psychology to analyze and understand affective states Picard [2000, 2003], Tao and Tan [2005]. Harmon et al. classify affective states in three main dimensions: valence, arousal, and motivational intensity Harmon-Jones et al. [2011, 2013a,b], Gable and Harmon-Jones [2013]. We observe that subtle cues can also be important in analyzing these dimensions effectively.

3 Methodology

The key part of our methodology is to create a simple set of sketch-based illustrations that can be easily shown to participants in the user study. We have three hypotheses that we want to investigate with the user study:

1. Looking behind while running will invoke a context happening out of the ordinary compared to looking ahead while running illustrations in Question-1.
2. Looking behind while running will trigger more negative emotion descriptions compared to looking ahead while running illustrations in Question 2.
3. The intensity of the emotion will increase when the illustrated man is looking up or down, compared to the man looking straight in Question 3.

For the user study, we collected data using Qualtrics in Turkish. The volunteer group consists of 54 random individuals from different age groups, occupations, and gender preferences. The answers to these questions are taken from the online platform without direct contact with the participants. No personal data is collected during this process.

It might be worth noting that they all share the same cultural heritage as the experiment was conducted only by Turkish citizens. Illustrations are presented in a random order to counter-balance the order effect. For every illustration, we asked participants to answer three open-ended questions:




Figure 5: The illustration set with eye-gaze direction variable.

1. What do you think that is going on in this illustration?
2. How does the illustrated man feel at the moment?
3. Can you rate the intensity of this emotion from 1 to 10? (1 means "almost none" and 10 means "overwhelmingly").

We refrain from offering choices to the participants to avoid inducing bias. We considered the position "facing front" as our baseline and compared our results from different positions with respect to that position. If a user identified an emotion but did not include the intensity, we did not include that entry in our result analysis. Users who did not complete all the questions but answered all the questions related to a single illustration were included in the results of that illustration.




Figure 6: The illustration set with eye-gaze direction variable.

4 Results

To analyze our results, we have used one of the methods of qualitative analysis called Grounded Theory. We counted the number of participants who have used "running" and "fleeing" while describing the illustrated figure. A chi-square analysis of $X^2(2) = 13.64, p < 0.01$ showed significant results for using the word 'running' to describe a man facing the front compared to describing a man facing the back (see Table 1). However, the results were not significant for the "fleeing" word count (see Table 2).

To describe the man facing down and front, 21 descriptions made out of 54 in total gave details about the reasons for looking to that specific position. Similarly, 19 descriptions made for the man facing up and front explained the reasons

	Facing up	Facing down	Facing straight
Facing front	23	26	39
Facing back	22	10	6

(a) This table shows the number of participants who used the word "running" to describe the illustrated man.

	Facing up	Facing down	Facing straight
Facing front	2	3	2
Facing back	11	22	30

(b) This table shows the number of participants who used the word "to flee" to describe the illustrated man.

for that direction. On the other hand, only five descriptions out of 54 descriptions made for the facing-front illustration tried to explain the reasons for looking that way.

The intensity comparison showed that the back conditions produce significantly higher intensity for emotions of fear, concern, curiosity, and excitation compared to the front. Furthermore, facing up yielded high intensity scores for emotions such as happiness, curiosity, and excitation, while facing down yielded high scores for fear, concern, ambition, and anxiety. Lastly, the difference in the intensity of emotions between facing up and facing ahead is relatively high; people tend to rate emotions more intensely when the character is facing up.

5 Discussion

The immediate result to report is the change of words while describing the action when the eye and nose orientations change. Tables 1 and 2 show the usage of the words "running" and "fleeing", respectively. We see that the word running is used more often when the figure is facing the front, whereas the word "fleeing" is used when the figure is facing backwards.

Some participants reported that they have focused on the absence of some features in addition to the features existing in the illustrations. For example, one participant reported: "I had thought the guy was running a marathon, but then I realized that there was no sweat drawn. Thus, I have changed my answer." Some participants perceived the illustrations as scenes following each other and responded accordingly. For example, one participant responded "Somebody threw a rock to the guy" while describing the man facing up and back, then followed with the description "The rock did not hit the guy, fell next to him." illustration facing front and down.

We have seen that when the figure is facing down, both the descriptions and the emotions suggested for those scenes had negative valence. In contrast, positive valence emotions were attributed to the figure facing up with one exception of hopelessness. To measure the significance of the associated emotions, we use an intensity value. We acquire the intensity for each emotion for that illustration by summing the intensity values assigned by the participants. It should be noted that a single participant can assign a maximum of three emotions to a given illustration. We then look at the difference between the intensity of the same emotion in different poses for comparison. If an emotion is named in one pose and not in the other, its intensity value is considered 0 for the figure that lacks the emotion for this analysis. Table 3 shows the results by comparing the figure facing forward and facing backward. As we can see from the table, the words "fear, concern, curiosity, excitation" are more associated with facing backward than forward, while "thoughtful, tired, happiness" is more associated with facing forward than backward. Although no conventional methods to express emotions (such as eyebrows and mouth shape) were used in the illustration, the positioning of the figure itself was enough to attribute these emotions to the figures. This means that our internal states that are shaped by cultural and personal preoccupations are affected by small details in shaping a context. Moreover, this study shows that creating and describing a context is more complex than it seems, since it is a compilation of many fine details that may be obscure initially.

We believe that future studies will benefit from a more detailed analysis of the context and the elements that create the context. A proper understanding of the context and its implementation will greatly improve the performance and user experience in intelligent user interfaces.

	Facing back
Fear	B: 261
Concern	B: 206
Curiosity	B: 192
Excitation	B: 77
Proud	B: 1
Shame	F: 10
Thoughtfulness	F: 53
Tiredness	F: 55
Happiness	F: 101
	Facing Front

(a) Facing Back and Front.

	Facing down
Fear	D: 44
Concern	D: 43
Ambition	D: 18
Anxiety	D: 16
Satisfaction	0
Hopelessness	U: 40
Excitation	U: 43
Curiosity	U: 54
Happiness	U: 58
	Facing up

(b) Facing Up and Down.

Figure 8: These two tables show the intensity rating comparison for different emotions. Table 3 compares the highest emotion ratings for facing back and front conditions. B: facing back condition intensity rating. F: Facing front condition intensity rating. Table 4 compares the highest emotion ratings for facing up and down conditions. U: facing up condition intensity rating. D: Facing down condition intensity rating. .

6 Conclusion and Future Work

In this work, we have developed a method to test hypotheses about the impact of subtle expressive cues on the perception of human affects. Using this method, we show that gaze direction in a running person can change perceived human affects. Although our method can be used to formally demonstrate the impact of other subtle cues, we think that a formal scientific user study can be overkill for most of these effects. Our study demonstrates that there is a need for a series of short publications from animators, illustrators, and cartoonists to explain the impact of some of these affects using their artworks as examples.

References

- Gary R VandenBos. *APA dictionary of psychology*. American Psychological Association, 2007.
- Paul Ekman and Harriet Oster. Facial expressions of emotion. *Annual review of psychology*, 30(1):527–554, 1979.
- Paul Ekman and Dacher Keltner. Universal facial expressions of emotion. *Seegerstrale U, P. Molnar P, eds. Nonverbal communication: Where nature meets culture*, pages 27–46, 1997.
- Paul Ekman. Facial expressions. *Handbook of cognition and emotion*, 16(301):e320, 1999.
- James A Russell, Jo-Anne Bachorowski, and José-Miguel Fernández-Dols. Facial and vocal expressions of emotion. *Annual review of psychology*, 54(1):329–349, 2003.
- Yutu Liu, Ergun Akleman, Jianer Chen, et al. Never-ending storytelling with discrete-time markov processes. *Proceedings of Bridges*, pages 85–92, 2012.
- Ergun Akleman, Stefano Franchi, Devkan Kaleci, Laura Mandell, Takashi Yamauchi, Derya Akleman, et al. A theoretical framework to represent narrative structures for visual storytelling. *proceedings of bridges 2015: mathematics, Music, art, architecture, culture*, 2015.
- Ergun Akleman and Hakan Celik. Droplets. *Sequentials*, 1(4):4–29, 2020.
- Ollie Johnston and Frank Thomas. *The illusion of life: Disney animation*. Disney Editions New York, 1981.
- Scott McCloud and Mark Martin. *Understanding comics: The invisible art*, volume 106. Kitchen sink press Northampton, MA, 1993.
- Preston Blair. *Cartoon Animation: The Collector’s Series*. Walter Foster Publishing, 1995.

- Scott McCloud. *Making comics: Storytelling secrets of comics, manga and graphic novels*. Kitchen sink press Northampton, MA, 2006.
- Will Eisner. *Comics and sequential art: Principles and practices from the legendary cartoonist*. WW Norton & Company, 2008a.
- Will Eisner. *Graphic storytelling and visual narrative*. WW Norton & Company, 2008b.
- Hakan Celik. On cartoon drawing. Bizim Gazete, April 2011.
- Andreas Bulling and Daniel Roggen. Recognition of visual memory recall processes using eye movement analysis. In *Proceedings of the 13th international conference on Ubiquitous computing*, pages 455–464, 2011.
- John Lasseter. Principles of traditional animation applied to 3d computer animation. In *Seminal graphics: pioneering efforts that shaped the field*, pages 263–272. ACM Siggraph, 1998.
- Rosalind W Picard. *Affective computing*. MIT press, 2000.
- Rosalind W Picard. Affective computing: challenges. *International Journal of Human-Computer Studies*, 59(1-2): 55–64, 2003.
- Jianhua Tao and Tieniu Tan. Affective computing: A review. In *International Conference on Affective computing and intelligent interaction*, pages 981–995. Springer, 2005.
- Eddie Harmon-Jones, Cindy Harmon-Jones, David M Amodio, and Philip A Gable. Attitudes toward emotions. *Journal of personality and social psychology*, 101(6):1332, 2011.
- Eddie Harmon-Jones, Philip A Gable, and Tom F Price. Does negative affect always narrow and positive affect always broaden the mind? considering the influence of motivational intensity on cognitive scope. *Current Directions in Psychological Science*, 22(4):301–307, 2013a.
- Eddie Harmon-Jones, Cindy Harmon-Jones, and Tom F Price. What is approach motivation? *Emotion Review*, 5(3): 291–295, 2013b.
- Philip A Gable and Eddie Harmon-Jones. Does arousal per se account for the influence of appetitive stimuli on attentional scope and the late positive potential? *Psychophysiology*, 50(4):344–350, 2013.




Figure 9: Set-0: wire-person running.

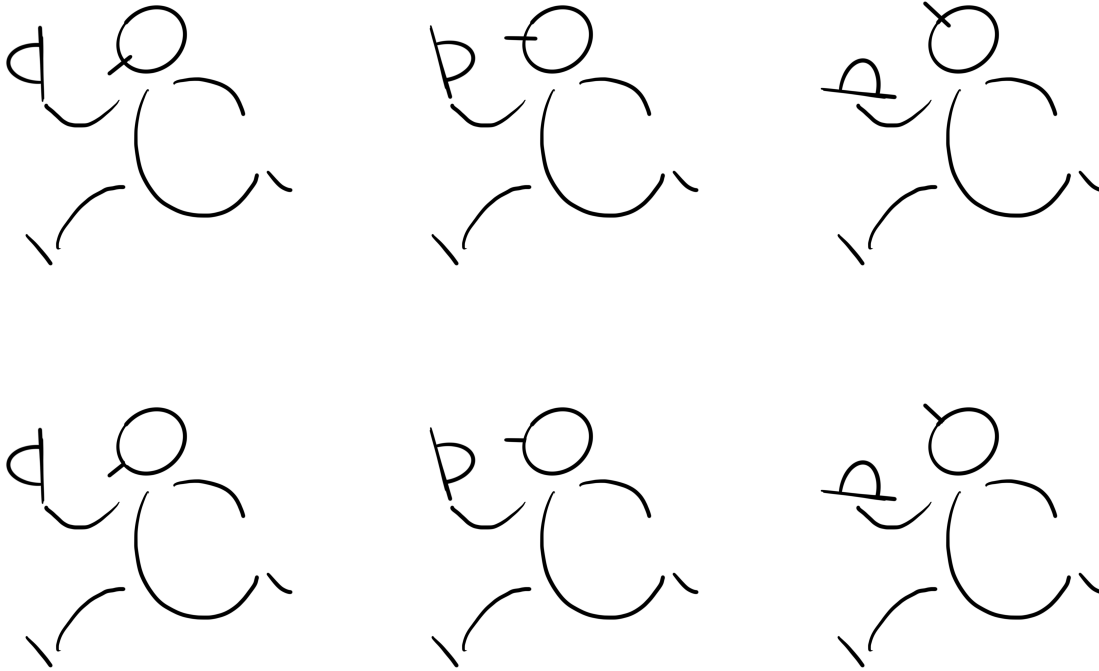


Figure 10: Set-1: wire-person running holding a hat.




Figure 11: Set-2: solid-person running, viewed from slightly behind viewpoint.




Figure 12: Set-3: solid-person running, side view.