

SWEA: Changing Factual Knowledge in Large Language Models via Subject Word Embedding Altering

Xiaopeng Li¹, Shasha Li^{1*}, Shezheng Song¹, Huijun Liu¹, Bin Ji², Xi Wang¹,

Jun Ma^{1*}, Jie Yu¹, Xiaodong Liu¹, Jing Wang¹ and Weimin Zhang¹

National University of Defense Technology¹

National University of Singapore²

{xiaopengli, shashali, ssz614, liuhuijun, wx_23ndt, majun, yj}@nudt.edu.cn,
{liuxiaodong, wangjing}@nudt.edu.cn, wmzhang104@139.com, jibin@nus.edu.sg

Abstract

Model editing has recently gained widespread attention. Current model editing methods primarily involve modifying model parameters or adding additional modules to the existing model. However, the former causes irreversible damage to Large Language Models (LLMs), while the latter incurs additional inference overhead and fuzzy vector matching is not always reliable. To address these issues, we propose an expandable Subject Word Embedding Altering (SWEA) framework, which finds the fused embeddings through character-level key-value matching and adds them to the subject word embeddings in Transformer input. To get these fused embeddings, we propose optimizing then suppressing fusion method, which first optimizes learnable embedding vectors for the editing target and then suppresses the Knowledge Embedding Dimensions (KEDs) to obtain final fused embeddings. We thus propose SWEA \oplus OS method for editing factual knowledge in LLMs. We demonstrate the overall state-of-the-art (SOTA) performance of SWEA \oplus OS on the COUNTERFACT and zsRE datasets. To further validate the reasoning ability of SWEA \oplus OS in editing knowledge, we evaluate it on the more complex RIPPLEDITS benchmark. The results demonstrate that SWEA \oplus OS possesses SOTA reasoning ability.

1 Introduction

Due to the high cost of updating knowledge in large language models through retraining, researchers begin exploring alternative approaches (Zhang et al., 2023). Model editing recently emerges as one of the mainstream technical routes for these alternative training methods, receiving widespread attention (Zhang et al., 2024; Yao et al., 2023). The purpose of model editing is to edit target knowledge while preserving the original capabilities of Large Language Models (LLMs).

Current editing methods mainly edit model through three approaches (Wang et al., 2023): adding additional modules (Huang et al., 2023; Dong et al., 2022; Hartvigsen et al., 2022), global optimization (Zhu et al., 2020; Mitchell et al., 2022a), and local editing (Meng et al., 2022a,b; Li et al., 2023). However, these methods existing the following issues: 1): The global optimization and local editing methods modify the original parameters of the model (e.g., Parameters of Feed Forward Network) to achieve editing purposes, but due to the lack of editing data and the model’s incompleteness in interpretability, these methods have been shown to cause irreversible damage to the model (Gu et al., 2024). 2): Adding additional modules avoids disrupting the original parameters of the model, however, they either increase inference load (Mitchell et al., 2022b; Zheng et al., 2023) due to adding extra context, or, might lead to the misidentification of edited knowledge due to erroneous vector matching (Hartvigsen et al., 2022; Huang et al., 2023). To address these issues, we explore an adding additional modules approach that can avoid increasing the inference load and precisely matches edited knowledge.

LLMs map discrete text to word embeddings through an embedding layer to perform various natural language tasks. Word embeddings are dense continuous vectors, and researches have shown that their different dimensions contain specific information (Li et al., 2016; Şenel et al., 2018). Motivated by these, we assume that certain dimensions of word embeddings of a subject correspond to specific factual knowledge about the subject in LLMs. For convenience, we name these dimensions as knowledge embedding dimensions (KEDs). For example, the dimensions (26, 123, 336, 1024) of the word embedding of the subject "Beijing" are KEDs that correspond to the factual knowledge "Beijing is the capital of China." Under this assumption, we propose the Subject Word Embedding Altering

*Corresponding Author

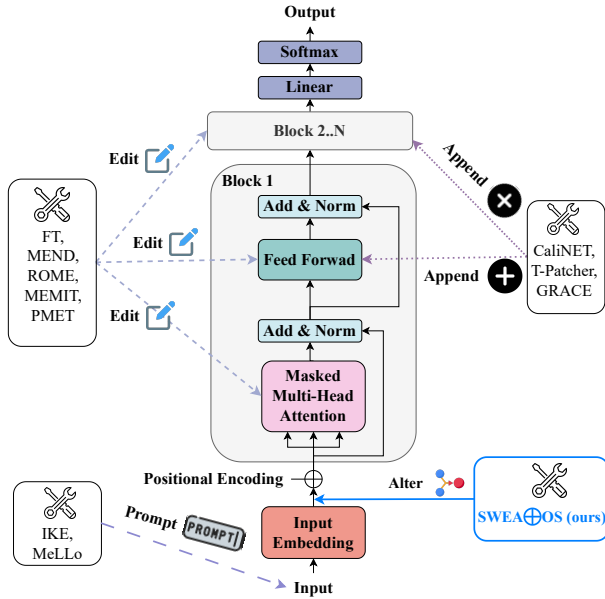


Figure 1: Difference between our method and existing methods. Our method focuses on altering the word embedding for the input, while existing methods primarily target changes in model input and internal layers.

(SWEA) framework, which aims to alter KEDs of the subject to control the factual knowledge about the subject in LLMs. The difference between SWEA and existing methods is illustrated in Figure 1. SWEA does not change the original weights of the model but merely alters the word embedding of the subject word. Therefore, SWEA preserves the original capabilities of the model without increasing the inference load. SWEA adopts character-level key-value matching, which enables nearly complete recognition of edited knowledge. Additionally, SWEA can combine different embedding fusion methods to alter the word embedding of the subject and update factual knowledge effectively.

How to alter KEDs of the subject to update factual knowledge? Due to word embeddings are not fully explained, directly altering KEDs to update factual knowledge is very difficult. We propose appending learnable embedding vectors to the subject’s word embeddings and optimizing these vectors to get optimized embedding vectors related to editing target. During inference, simply adding the optimized embedding vector to the subject’s word embeddings can update factual knowledge. However, since the KEDs of the subject word embeddings corresponding to factual knowledge of the subject still work, this may affect the knowledge representation of the optimized embedding vector, leading to a decrease in editing effects. There-

fore, we propose optimizing then suppressing fusion method, which first optimizes learnable embedding vectors to achieve editing objectives, then suppresses the KEDs of original subject’s word embeddings acquired by knowledge attribution (Dai et al., 2021). We combine it with SWEA to propose the SWEA+OS method for updating the factual knowledge of LLMs. The overview of SWEA+OS is shown in Figure 2.

Our contributions to the work are as follows:

- We propose the Subject Word Embedding Altering (SWEA) framework, which changes subjects’ factual knowledge by altering subject word embeddings.
- We introduce the optimizing then suppressing fusion method. It optimizes learnable embedding vectors for editing targets and then suppresses Knowledge Embedding Dimensions (KEDs) of subject to alleviate the impact of KEDs of subject word embeddings on editing effects.
- Combining optimizing then suppressing fusion method with SWEA, we propose SWEA+OS for editing factual knowledge in LLMs. We demonstrate the overall superior performance of SWEA+OS on COUNTERFACT and zsRE datasets and a more complex RIPPLEEDITS benchmark.

2 Related Work

2.1 Model Editing

Model editing is currently an emerging research hotspot, with various model editing methods and benchmarks being proposed successively (Yao et al., 2023; Zhang et al., 2024; Wang et al., 2023). The model editing task was first proposed in (Zhu et al., 2020), where they proposed a constrained fine-tuning method for this task, which imposes a constraint on the fine-tuning weights to reduce interference with original knowledge. Unlike constrained fine-tuning, recent methods utilize meta-learning to update weights (De Cao et al., 2021; Mitchell et al., 2022a; Tan et al., 2023). These methods train a hypernetwork that indirectly updates weights using global gradient information. However, since the model editing task aims to correct a small portion of errors within the model’s internal memories, the data for model editing is usually few, making methods that update weights

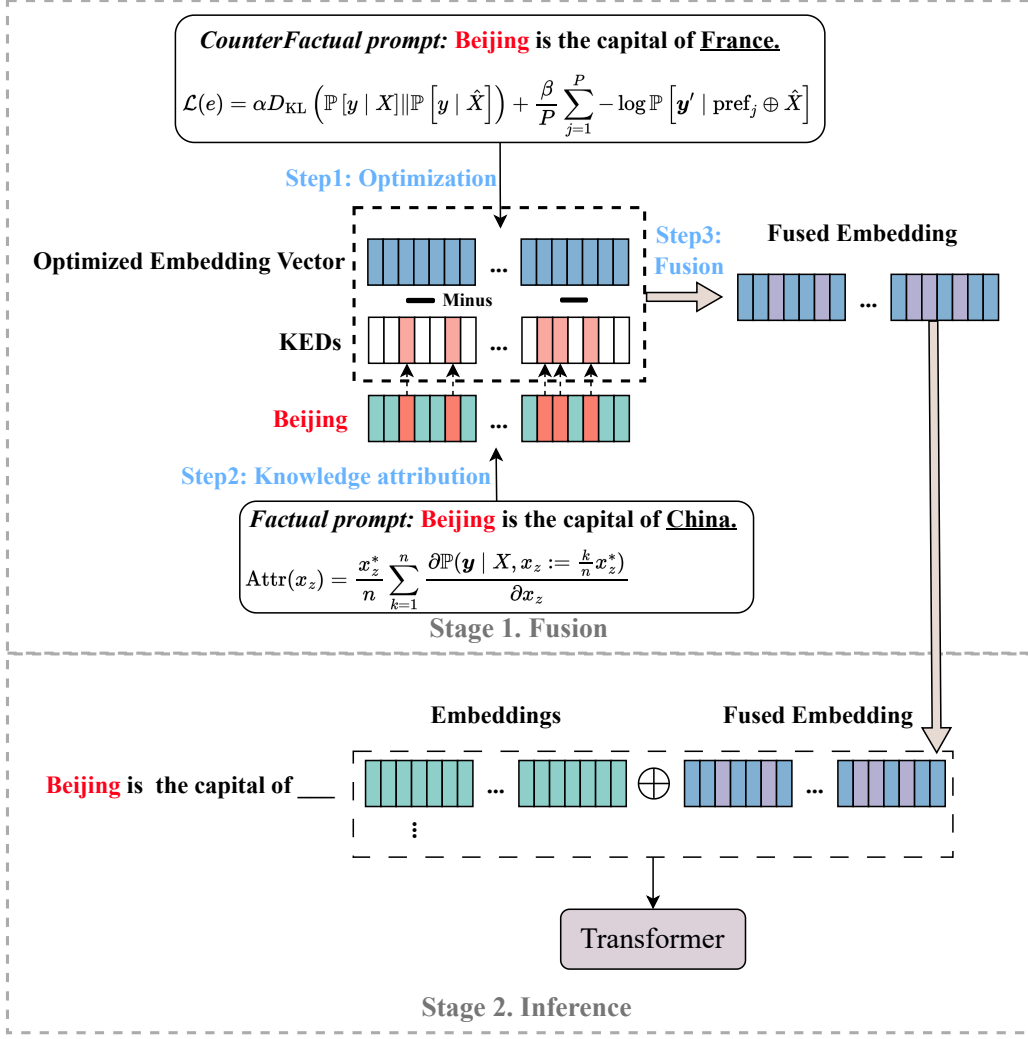


Figure 2: Overview of SWEA⊕OS. We use a counterfactual edit as an example to illustrate our SWEA⊕OS. In fusion stage, we first optimize a learnable embedding vector for target knowledge "Beijing is the capital of France." Second, using knowledge attribution method, we find the KEDs of 'Beijing' regarding "the capital of China". Finally, we fuse the optimized embedding vector with these KEDs subtracted to obtain the fused embedding. In inference stage, we add these fused embeddings to the embedding of the subject 'Beijing' for inference.

using global gradients prone to overfitting. In contrast, local editing methods, from the perspective of interpretability, directly update the Feed Forward Network of key-value memories (Geva et al., 2021) using a closed-form solution of least squares (Meng et al., 2022a,b; Li et al., 2023), which is less prone to overfitting. However, recent works find that these approaches can cause irreversible damage to the model’s generalization capability (Gu et al., 2024). Additional modules methods add a smaller model outside LLMs or embed an adapter within LLMs for editing (Huang et al., 2023; Hartvigsen et al., 2022). During inference, these adapters find the edited knowledge through vector matching and modify input representations. While this approach protects the original model

weights, the vector matching method sometimes incorrectly matches very similar vectors, leading to editing errors. Another class of these methods adds editing information to the input, utilizing in-context learning LLMs (Zheng et al., 2023; Cohen et al., 2023). But editing information will lead to longer inputs, which increases inference load. SWEA⊕OS unlike existing methods, it alters the subject word embeddings in the input through character-level key-value matching.

2.2 Explanation of Word Embedding

Word Embedding is a fundamental component in LLMs for processing natural language, where each token typically corresponds to a high-dimensional dense vector. Researchers have sought to under-

stand the interpretable concepts associated with these dense vectors by categorizing the dimensions into specific concepts (Şenel et al., 2018; Balogh et al., 2020) or by projecting word embeddings into more interpretable vector spaces (Park et al., 2017; Simhi and Markovitch, 2023). (Şenel et al., 2018) introduced the SEMCAT dataset and used statistical methods to classify different dimensions of Word Embedding into 110 semantic categories. (Balogh et al., 2020) assigned common-sense concepts to each dimension of word embedding. (Simhi and Markovitch, 2023) mapped Word Embedding to a concept space understandable by humans using vector similarity. These works enhance our understanding of word embedding in terms of semantic concepts. However, they did not discuss the relationship between the dimensions of word embedding and factual knowledge. In contrast to their methods, we use knowledge attribution methods to identify the corresponding knowledge embedding dimensions (KEDs) for subject-specific facts in word embedding dimensions and suppress these KEDs to improve editing effects.

3 Methodology

In this section, we explain what is the SWEA framework and how our proposed SWEA \oplus OS method is used to change the factual knowledge of LLMs. SWEA \oplus OS consists of two stages: (1) Fusion: we use the optimizing then suppressing fusion method to calculate the embedding vector needed to change the factual knowledge for the subject; (2) Inference: the input embedding is altered with the matched fused embeddings to obtain the final input embeddings. We detail these two stages in the subsections below, an overview of SWEA \oplus OS is shown in Figure 2, with the fusion stage corresponding to 3.4, and the inference stage corresponding to 3.3.

3.1 Preliminaries

LLMs process discrete text by firstly embedding it into continuous vectors. After processing by multiple Transformers, a probability distribution on the vocabulary is finally obtained under the action of the Softmax function. Formally, a discrete text \mathcal{T} is first converted into token ids $T = \text{tok}(\mathcal{T})$ by the tokenizer. Next, the embedding layer E of the LLMs maps each token id of T to a vector $x \in R^{1 \times h}$, where h is the dimension size of the Transformer’s hidden layer. Assuming the length of the token ids is l , then $E(T) = X \in R^{l \times h}$ where

$X = [x_1, x_2, \dots, x_l]$ is the continuous vector of text \mathcal{T} . Then the Transformers of the LLMs process X layer by layer, finally obtaining a probability distribution on the vocab under the action of the Softmax function:

$$\mathbb{P}(X) = \text{Softmax}(\text{Transformers}(X)) \quad (1)$$

3.2 Model Editing Task

Prior work expresses factual knowledge as a triple (s, r, o) (Meng et al., 2022b), where s denotes the subject, r denotes the relation, and o denotes the object. The purpose of model editing is:

$$(s, r, o) \rightarrow (s, r, o') \quad (2)$$

where o' is another object different from o . At the same time, model editing should protect other knowledge not being changed. For convenience, we express the factual knowledge with a pair $(\mathcal{T}, \mathcal{Y})$, where \mathcal{T} is a sentence composed of s and r , and \mathcal{Y} is o which is the continuation of the above sentence. Then model editing task can be formally expressed as:

$$(\mathcal{T}, \mathcal{Y}) \rightarrow (\mathcal{T}, \mathcal{Y}') \quad (3)$$

3.3 Subject Word Embedding Altering Framework

Subject Word Embedding Altering (SWEA) framework merges the fused embedding $e^S = [e_i^S, \dots, e_j^S] \in R^{|S| \times h}$ about the subject S with the subject embedding $x^S = [x_i^S, \dots, x_j^S] \in R^{|S| \times h}$ from the input text embedding $X \in R^{l \times h}$. Here, $|S|$ is the token id length of the subject, and i and j represent the positions of the first and last token of the subject in the input X , respectively. Therefore, in SWEA, the final input used by the model for inference is:

$$X = [x_0, \dots, x_i^S + e_i^S, \dots, x_j^S + e_j^S, \dots, x_l] \quad (4)$$

Considering that each subject’s token ids are unique, we use these token ids as keys to index the fused embedding. Specifically, after obtaining the fused embedding e^S of the subject S , we cache e^S using the token ids as key. For S with only one token id, we use this id as the key directly, and for S with multiple token ids, we concatenate the token ids of S using ‘_’. For example, the token ids of the subject ‘San Francisco’ are [2986, 6033], so its key is ‘2986_6033’. For convenience, we currently adopt the file caching method, which can

be easily extended to a vector database. SWEA can easily implement batch editing, it can obtain e^S for multiple subjects and then cache these e^S in fused embedding collection \mathcal{E} . During the inference stage, we carry out the longest continuous matching for the continuous combination of the token ids of each input and the keys in \mathcal{E} , and fuse the successful match cases using the fusion method of Equation 4. The key matching and embedding fusion algorithm of the above process is shown in Algorithm 1.

3.4 Optimizing then Suppressing Fusion Method

We use an optimizing then suppressing fusion method to obtain fused embedding. Suppose X is the text embedding of \mathcal{T} ; \mathbf{y} and \mathbf{y}' are all tokens of \mathcal{Y} and \mathcal{Y}' respectively. To change the factual knowledge of the model from $(\mathcal{T}, \mathcal{Y})$ to $(\mathcal{T}, \mathcal{Y}')$, inspired by previous work (Meng et al., 2022b; Li et al., 2023), we add learnable embedding vectors e to the representation of the subject S in X to get \hat{X} , and use the following loss function to optimize and maximize the probability of \mathbf{y}' :

$$\mathcal{L}(e) = \alpha D_{\text{KL}} \left(\mathbb{P}[\mathbf{y} | X] \parallel \mathbb{P}[\mathbf{y} | \hat{X}] \right) + \frac{\beta}{P} \sum_{j=1}^P -\log \mathbb{P} \left[\mathbf{y}' | \text{pref}_j \oplus \hat{X} \right] \quad (5)$$

Here D_{KL} is the KL divergence used to constrain the probability distribution after adding the learnable embedding vector e ; to enhance the generalization of the learnable embedding vectors e , we prepend P prefixes (i.e., pref_j) generated by the model to \hat{X} , where \oplus indicates the concatenation operation; α and β are two hyperparameters used to regulate the strength between preserving original knowledge and learning new knowledge during the optimization process.

Since KEDs of the subject S may affect knowledge representation of e , which may result in a decrease in the editing effects. Therefore, we use the knowledge attribution method (Dai et al., 2021) to find the KEDs. Let x_z represent any one embedding vector in $x^S = [x_i^S, \dots, x_j^S] \in R^{|S| \times h}$, the knowledge attribution of the embedding can be formally expressed as:

$$\text{Attr}(x_z) = \frac{x_z^*}{n} \sum_{k=1}^n \frac{\partial \mathbb{P}(\mathbf{y} | X, x_z := \frac{k}{n} x_z^*)}{\partial x_z} \quad (6)$$

Here, x_z^* represents the original value of the embedding vector; n is the number of steps for the Riemann integration, and we follow (Dai et al., 2021) and set $n = 20$; $\mathbb{P}(\mathbf{y} | X, x_z := \frac{k}{n} x_z^*)$ represents the probability of the model generating \mathbf{y} after replacing x_z with $\frac{k}{n} x_z^*$. After obtaining the attribution scores of all embedding dimensions of the subject S , we retain those embedding dimensions that exceed 0.35 times the maximum attribution score as the KEDs K_D . Finally, we subtract γ times the value of the original embedding vectors x_S corresponding to K_D from the optimized embedding vector e to obtain the final fused embedding e_S :

$$e^S = e - \gamma \mathbb{O}_{\setminus K_D} \odot x^S \quad (7)$$

where $\mathbb{O}_{\setminus K_D}$ represents a vector with all positions as 0 except for the positions included in K_D which are 1; \odot denotes element-wise multiplication.

4 Experiments

4.1 Experimental Setup

4.1.1 Datasets and Large Language Models

We conducted edits on GPT-J (6B) (Wang and Komatsuzaki, 2021) and Llama-2 (7B) (Touvron et al., 2023) on two datasets, COUNTERFACT (Meng et al., 2022a), zsRE (De Cao et al., 2021; Mitchell et al., 2022a) and the RIPPLEEDITS benchmark (Cohen et al., 2023). All metrics of the above datasets and benchmark are described in Appendix A. COUNTERFACT dataset is a completion task, which contains a total of 21,919 counterfactual editing instances. MEMIT (Meng et al., 2022b) filtered out the counter-logical fact editing in this dataset. To ensure the same experimental setting, we also only use the filtered 20,877 editing instances. zsRE dataset is a QA task, for which we use 1,000 editing instances extracted from (Meng et al., 2022a) to conduct editing. RippleEdits is a benchmark for testing the multi-hop reasoning ability of post-edit models, including RECENT, RANDOM and POPULAR subsets. RECENT mainly evaluates the ability of the model’s editing method to insert knowledge, while the latter two mainly evaluate the ability to edit knowledge. Since we currently only focus on changing the knowledge of the model, we only use the two subsets of rippleEdits, RANDOM and POPULAR, to evaluate our method.

Algorithm 1: Key Matching and Embedding Fusion Algorithm

input : Input batch token ids b_tids , output representations r , and fused embeddings \mathcal{E}

```
1 if  $\mathcal{E}$  is empty then
2   return
3 for  $i \leftarrow 0$  to  $b\_tids.shape[0]$  do
4   if  $b\_tids[i] > 1$  then // skip decoding
5      $tids \leftarrow b\_tids[i]$ ,  $max\_len\_key \leftarrow \{\text{'key': None}\}$ ;
6     for  $k \leftarrow 0$  to  $tids.size(0)$  do
7        $cur\_key \leftarrow ''$ ;
8       for  $j \leftarrow k$  to  $tids.size(0)$  do
9          $cur\_key \leftarrow cur\_key + str(tids[j].item()) + \_$ ;
10        if  $cur\_key[-1]$  exists in  $\mathcal{E}$  then // matched a key in  $\mathcal{E}$ 
11          if  $len(cur\_key[-1]) > len(max\_len\_key[\text{'key'}])$  then // longest
            continuous match
12             $max\_len\_key[\text{'key'}] \leftarrow cur\_key[: -1]$ ;
13             $max\_len\_key[\text{'start'}] \leftarrow k$ ;
14             $max\_len\_key[\text{'end'}] \leftarrow j + 1$ ;
15        if  $max\_len\_key[\text{'key'}]$  is not None then // Embedding fusion
16           $r[i, max\_len\_key[\text{'start'}]: max\_len\_key[\text{'end'}], :] += \mathcal{E}[max\_len\_key[\text{'key'}]]$ 
```

4.1.2 Baselines

We compared our method with the global optimization methods improved Constrained Fine-Tuning (FT+W) (Zhu et al., 2020), MEND (Mitchell et al., 2022a), and the local editing methods ROME (Meng et al., 2022a), MEMIT (Meng et al., 2022b), PMET (Li et al., 2023) on the COUNTERFACT and zsRE datasets. On the RANDOM and POPULAR subsets of rippleEdits, we compared with local editing methods ROME (Meng et al., 2022a), MEMIT (Meng et al., 2022b). All comparison details can be found in Appendix B.

4.2 Experiments on COUNTERFACT and zsRE datasets

We first test the batch editing performance on the COUNTERFACT and zsRE datasets. We then test the scaling-up editing performance on the COUNTERFACT dataset. We also evaluated the inference delay introduced by SWEA on these two datasets. The results are presented in Appendix C.

4.2.1 Results

The results of editing GPT-J and Llama-2 on the COUNTERFACT and zsRE datasets are presented in Tables 1 and 2, respectively. SWEA \oplus OS achieved the overall best results. Whether on the COUNTERFACT or zsRE datasets, Efficacy, Generalization,

Specificity, and Consistency of SWEA \oplus OS editing showed substantial improvement over previous local editing methods ROME, MEMIT, PMET. This indicates that SWEA \oplus OS is a very effective editing method. However, it can be clearly observed that the Fluency of SWEA \oplus OS has a significant drop compared to previous methods, implying that SWEA \oplus OS has a more significant impact on model’s generating capability. This may be due to some undesired values included in the optimized embedding vector. In addition, FT-W has a very high editing success rate, but the generalizability of the edited knowledge is poor, and the model’s generative capability is severely compromised due to overfitting. Overall, we have demonstrated through this set of experiments that SWEA \oplus OS is a highly effective model editing method.

We show in Figure 3 the results of SWEA \oplus OS and baselines performing 1, 10, 100, 1000, and 10,000 edits respectively on the COUNTERFACT dataset. It can be seen that all editing methods have some decline in performance when expanding batch editing. SWEA \oplus OS performs more stably than the baselines, which highlights the stronger batch editing ability of SWEA \oplus OS.

Editor	Score	Efficacy	Generalization	Specificity	Fluency	Consistency
GPT-J	22.4	15.2 (0.7)	17.7 (0.6)	83.5 (0.5)	622.4 (0.3)	29.4 (0.2)
FT-W	67.6	99.4 (0.1)	77.0 (0.7)	46.9 (0.6)	293.9 (2.4)	15.9 (0.3)
MEND	23.1	15.7 (0.7)	18.5 (0.7)	83.0 (0.5)	618.4 (0.3)	31.1 (0.2)
ROME	50.3	50.2 (1.0)	50.4 (0.8)	50.2 (0.6)	589.6 (0.5)	3.3 (0.0)
MEMIT	85.8	98.9 (0.2)	88.6 (0.5)	73.7 (0.5)	<u>619.9</u> (0.3)	40.1 (0.2)
PMET	<u>86.2</u>	<u>99.5</u> (0.1)	<u>92.8</u> (0.4)	71.4 (0.5)	620.0 (0.3)	<u>40.6</u> (0.2)
SWEA \oplus OS	91.2	99.6 (0.1)	98.3 (0.2)	<u>79.0</u> (0.5)	609.5 (0.7)	42.3 (0.2)
Llama-2	20.5	14.8 (0.7)	15.0 (0.6)	82.4 (0.5)	604.3 (0.3)	25.4 (0.2)
FT-W	65.4	99.8 (0.1)	84.9 (0.6)	41.5 (0.7)	546.9 (0.2)	20.0 (0.1)
ROME	50.5	51.3 (1.0)	50.0 (0.8)	50.2 (0.6)	488.1 (0.2)	2.6 (0.0)
MEMIT	69.6	81.5 (0.8)	55.4 (0.8)	<u>78.3</u> (0.5)	602.9 (0.2)	27.8 (0.2)
PMET	<u>83.2</u>	97.1 (0.3)	<u>87.8</u> (0.5)	69.5 (0.6)	599.4 (0.3)	<u>34.7</u> (0.2)
SWEA \oplus OS	89.6	<u>98.4</u> (0.2)	93.5 (0.4)	79.3 (0.5)	<u>600.5</u> (0.5)	35.0 (0.2)

Table 1: Results of 10,000 edits on GPT-J and Llama-2 on the COUNTERFACT dataset. Within the parentheses is the 95% confidence interval.

Editor	Score	Efficacy	Generalization	Specificity
GPT-J	26.0	26.4 (± 0.6)	25.3 (± 0.5)	26.8 (± 0.5)
FT-W	14.3	57.9 (± 0.7)	56.8 (± 0.7)	5.7 (± 0.5)
MEND	20.0	19.4 (± 0.5)	18.6 (± 0.5)	22.4 (± 0.5)
ROME	1.1	9.2 (± 0.8)	7.9 (± 0.8)	0.4 (± 0.2)
MEMIT	<u>50.2</u>	<u>92.7</u> (± 0.3)	<u>86.7</u> (± 0.5)	<u>26.7</u> (± 0.5)
PMET	47.6	86.4 (± 0.4)	81.5 (± 0.5)	25.5 (± 0.3)
SWEA \oplus OS	51.0	96.0 (± 0.3)	89.7 (± 0.2)	26.8 (± 0.2)
Llama-2	11.9	11.5 (± 0.3)	11.1 (± 0.3)	13.3 (± 0.2)
FT-W	11.7	13.8 (± 0.6)	13.1 (± 0.5)	9.2 (± 0.4)
ROME	4.3	3.9 (± 0.8)	3.7 (± 0.8)	5.8 (± 0.3)
MEMIT	23.1	45.6 (± 0.4)	40.9 (± 0.5)	12.0 (± 0.5)
PMET	<u>23.9</u>	<u>48.1</u> (± 0.3)	45.0 (± 0.4)	<u>12.1</u> (± 0.3)
SWEA \oplus OS	25.5	50.7 (± 0.4)	<u>44.0</u> (± 0.3)	13.3 (± 0.3)

Table 2: Results of 10,000 edits on GPT-J and Llama-2 on the zsRE dataset. To eliminate the sensitivity of the GPT tokenizer to leading spaces, we set a default space before each input. To ensure a fair comparison, we replicated baselines except MEND (non-reproducible) under this setting.

4.3 Experiments on RIPPLEEDITS

Since RIPPLEEDITS tests the model’s ability to reason using edited knowledge, we first need to ensure that the model itself has the corresponding reasoning ability. Essentially, we need to edit the facts known to the model. To ensure this, each LLMs dataset needs to be filtered before RIPPLEEDITS testing. We followed the filtering steps of RIPPLEEDITS, finally generating 2188 and 2186 editing instances for GPT-J and Llama-2, respectively. Since none of these editing instances contain data for testing Preservation, our results do not include

Dataset	Editor	LG	CI	CII	SA	RS	Avg.
GPT-J							
RANDOM	ROME	0.58	0.52	0.24	1.0	0.44	0.56
	MEMIT	0.60	0.47	0.25	0.84	0.48	0.53
	SWEA \oplus OS	0.62	0.54	0.63	1.0	0.41	0.64
POPULAR	ROME	0.30	0.53	0.28	0.86	0.30	0.45
	MEMIT	0.30	0.44	0.19	1.0	0.33	0.45
	SWEA \oplus OS	0.32	0.56	0.53	1.0	0.29	0.54
Llama-2							
RANDOM	ROME	0.57	0.41	0.29	1.0	0.52	0.56
	MEMIT	0.67	0.37	0.33	0.89	0.67	0.59
	SWEA \oplus OS	0.60	0.49	0.37	1.0	0.55	0.60
POPULAR	ROME	0.28	0.39	0.15	0.71	0.32	0.37
	MEMIT	0.28	0.45	0.09	0.96	0.56	0.47
	SWEA \oplus OS	0.30	0.49	0.16	0.81	0.37	0.43

Table 3: Accuracy of RIPPLEEDITS on GPT-J and Llama-2.

the Preservation metric.

4.3.1 Results

The accuracy of editing GPT-J and Llama-2 on the RANDOM and POPULAR subdatasets of RIPPLEEDITS is shown in Table 3. The results of GPT-J in Table 3 indicate that SWEA \oplus OS performs better than the baselines on LG, CI, CII, and SA, suggesting that SWEA \oplus OS’s ability to reason about edited knowledge surpasses existing baselines. For Llama-2, except for the LG and RS indices on the RANDOM dataset and the SA and RS indices on the POPULAR dataset where SWEA \oplus OS lags behind existing baselines, the results on other metrics are better than that of current baselines. From Table 3, it can be easily seen that SWEA \oplus OS performs

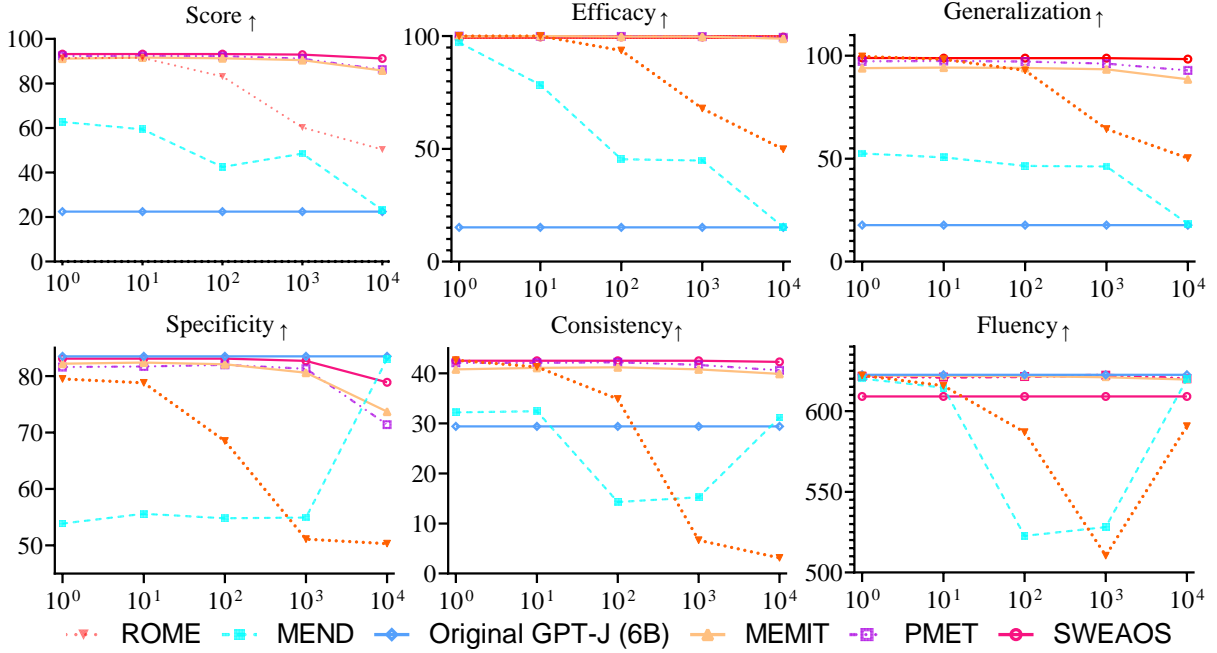


Figure 3: Editing results of SWEA⊕OS and baselines with the number of edits (X-axis) on COUNTERFACT dataset.

LLMs	Dataset	Editor	LG	CI	CII	SA	RS	Avg.
GPT-J	RANDOM	SWEA⊕OS	0.62	0.54	0.63	1.0	0.41	0.64
		w/o suppressing	0.60 (-)	0.47 (-0.07)	0.25 (-0.38)	0.84 (-0.16)	0.48 (+0.07)	0.53 (-0.11)
	POPULAR	SWEA⊕OS	0.60	0.53	0.23	1.0	0.38	0.54
		w/o suppressing	0.32 (-0.28)	0.53 (-)	0.19 (-0.04)	0.86 (-0.14)	0.28 (-0.10)	0.44 (-1.0)
Llama-2	RANDOM	SWEA⊕OS	0.60	0.49	0.37	1.0	0.55	0.60
		w/o suppressing	0.59 (-0.01)	0.49 (-)	0.30 (-0.07)	1.0 (-)	0.54 (-0.01)	0.58 (-0.02)
	POPULAR	SWEA⊕OS	0.30	0.49	0.16	0.81	0.37	0.43
		w/o suppressing	0.29 (-0.01)	0.49 (-)	0.16 (-)	0.81 (-)	0.37 (-)	0.42 (-0.01)

Table 4: Accuracy of RIPPLEEDITS on GPT-J and Llama-2 in ablation study.

poorly on the RS, which tests the ability of the editing method to retain non-edited knowledge about the subject. A possible reason for this situation is that SWEA⊕OS introduced unintended knowledge during the optimization of the editing objectives. The metrics LG, CI and CII test the ability of the model editing method in 2-hop reasoning, and experimental results indicate that SWEAOS exhibits the best reasoning capability.

4.4 Ablation Study

In this ablation experiment, we remove the suppression step of the optimization then suppressing and test the results on the RIPPLEEDITS benchmark. As shown in Table 4, after removing the suppression step (i.e., w/o suppressing), the performance of SWEA⊕OS in editing GPT-J and Llama-2 has declined, which indicates that our suppression step effectively alleviated the effect brought by KEDs of subject word embeddings. Moreover, in the abla-

tion experiment, the performance drop of GPT-J is more significant than that of Llama-2, which may be due to the stronger robustness brought by more parameters of Llama-2.

5 Conclusion

We propose an expandable Subject Word Embedding Fusion (SWEA) framework, which uses subject word token as keys to matching fused embeddings and then adds it to the subject word embeddings of Transformer input. We then propose optimizing then suppressing fusion method to get these fused embeddings for editing goal, and combine it with SWEA to get SWEA⊕OS method. SWEA⊕OS achieve overall state-of-the-art (SOTA) results on the COUNTERFACT and zsRE datasets, and it also shows SOTA performance in terms of reasoning ability on a more complex model editing benchmark RIPPLEEDITS.

SWEA \oplus OS acts as an external plug-in for LLMs, which can be disassembled in real time. It also greatly preserves the original model. These advantages give SWEA \oplus OS the potential to improve LLM performance in downstream tasks.

6 Limitations

While SWEA \oplus OS has shown excellent performance in current model editing tasks, there are still two issues that need to be improved. On one hand, because SWEA operates at the input embedding layer to identify the input subject token and alter it, it is only applicable when the subject appears in the sentence. For example, after editing (The capital of China is, Beijing) \rightarrow (The capital of China is, France), the model cannot correctly answer (The capital of the country led by Macron is, Beijing). In the future, we will explore adjusting the output embedding layer to solve this issue.

On the other hand, since we have not fully explained what dimensions of word embeddings represent in terms of factual knowledge, we simply use the optimizing then suppressing fusion method to obtain fused embedding. This fusion method may obtain undesired KEDs during the optimization process, causing LLMs' knowledge about the subject to be confusing. For instance, after editing (The capital of China is, Beijing) \rightarrow (The capital of China is, France), LLMs may remember the fact (The most famous tourist attraction in Beijing is, the Eiffel Tower). Therefore, deciphering the specific knowledge represented by each dimension of word embedding in the future will greatly assist us in controlling the factual knowledge of LLMs.

7 Ethical Considerations

While SWEA can correct incorrect or outdated knowledge in LLMs, it's worth noting that SWEA can also disrupt the correct and already aligned knowledge in LLMs. Considering that LLMs inherently have hallucinations, we would remind readers not to overly trust LLMs.

References

Vanda Balogh, Gábor Berend, Dimitrios I. Diochnos, and György Turán. 2020. [Understanding the semantic content of sparse word embeddings using a commonsense knowledge base](#). *Proceedings of the AAAI Conference on Artificial Intelligence*, 34(05):7399–7406.

Roi Cohen, Eden Biran, Ori Yoran, Amir Globerson, and Mor Geva. 2023. Evaluating the ripple effects of knowledge editing in language models. *arXiv preprint arXiv:2307.12976*.

Damai Dai, Li Dong, Yaru Hao, Zhifang Sui, Baobao Chang, and Furu Wei. 2021. Knowledge neurons in pretrained transformers. *arXiv preprint arXiv:2104.08696*.

Nicola De Cao, Wilker Aziz, and Ivan Titov. 2021. [Editing factual knowledge in language models](#). In *Proceedings of the 2021 Conference on Empirical Methods in Natural Language Processing*, pages 6491–6506, Online and Punta Cana, Dominican Republic. Association for Computational Linguistics.

Qingxiu Dong, Damai Dai, Yifan Song, Jingjing Xu, Zhifang Sui, and Lei Li. 2022. Calibrating factual knowledge in pretrained language models. *arXiv preprint arXiv:2210.03329*.

Mor Geva, Roei Schuster, Jonathan Berant, and Omer Levy. 2021. [Transformer feed-forward layers are key-value memories](#). In *Proceedings of the 2021 Conference on Empirical Methods in Natural Language Processing*, pages 5484–5495, Online and Punta Cana, Dominican Republic. Association for Computational Linguistics.

Jia-Chen Gu, Hao-Xiang Xu, Jun-Yu Ma, Pan Lu, Zhen-Hua Ling, Kai-Wei Chang, and Nanyun Peng. 2024. Model editing can hurt general abilities of large language models. *arXiv preprint arXiv:2401.04700*.

Thomas Hartvigsen, Swami Sankaranarayanan, Hamid Palangi, Yoon Kim, and Marzyeh Ghassemi. 2022. Aging with grace: Lifelong model editing with discrete key-value adaptors. *arXiv preprint arXiv:2211.11031*.

Zeyu Huang, Yikang Shen, Xiaofeng Zhang, Jie Zhou, Wenge Rong, and Zhang Xiong. 2023. Transformer-patcher: One mistake worth one neuron. *arXiv preprint arXiv:2301.09785*.

Jiwei Li, Will Monroe, and Dan Jurafsky. 2016. Understanding neural networks through representation erasure. *arXiv preprint arXiv:1612.08220*.

Xiaopeng Li, Shasha Li, Shezheng Song, Jing Yang, Jun Ma, and Jie Yu. 2023. [Pmet: Precise model editing in a transformer](#).

Kevin Meng, David Bau, Alex Andonian, and Yonatan Belinkov. 2022a. [Locating and editing factual associations in gpt](#). In *Advances in Neural Information Processing Systems*, volume 35, pages 17359–17372. Curran Associates, Inc.

Kevin Meng, Arnab Sen Sharma, Alex Andonian, Yonatan Belinkov, and David Bau. 2022b. [Mass-editing memory in a transformer](#).

- Eric Mitchell, Charles Lin, Antoine Bosselut, Chelsea Finn, and Christopher D Manning. 2022a. [Fast model editing at scale](#). In *International Conference on Learning Representations*.
- Eric Mitchell, Charles Lin, Antoine Bosselut, Christopher D. Manning, and Chelsea Finn. 2022b. [Memory-based model editing at scale](#).
- Sungjoon Park, JinYeong Bak, and Alice Oh. 2017. [Rotated word vector representations and their interpretability](#). In *Proceedings of the 2017 Conference on Empirical Methods in Natural Language Processing*, pages 401–411, Copenhagen, Denmark. Association for Computational Linguistics.
- Lütfi Kerem Şenel, Ihsan Utlu, Veysel Yücesoy, Aykut Koc, and Tolga Cukur. 2018. Semantic structure and interpretability of word embeddings. *IEEE/ACM Transactions on Audio, Speech, and Language Processing*, 26(10):1769–1779.
- Adi Simhi and Shaul Markovitch. 2023. [Interpreting embedding spaces by conceptualization](#). In *The 2023 Conference on Empirical Methods in Natural Language Processing*.
- Chenmien Tan, Ge Zhang, and Jie Fu. 2023. Massive editing for large language models via meta learning. *arXiv preprint arXiv:2311.04661*.
- Hugo Touvron, Louis Martin, Kevin Stone, Peter Albert, Amjad Almahairi, Yasmine Babaei, Nikolay Bashlykov, Soumya Batra, Prajjwal Bhargava, Shruti Bhosale, et al. 2023. Llama 2: Open foundation and fine-tuned chat models. *arXiv preprint arXiv:2307.09288*.
- Ben Wang and Aran Komatsuzaki. 2021. Gpt-j-6b: A 6 billion parameter autoregressive language model.
- Song Wang, Yaochen Zhu, Haochen Liu, Zaiyi Zheng, Chen Chen, and Jundong Li. 2023. [Knowledge editing for large language models: A survey](#).
- Yunzhi Yao, Peng Wang, Bozhong Tian, Siyuan Cheng, Zhoubo Li, Shumin Deng, Huajun Chen, and Ningyu Zhang. 2023. [Editing large language models: Problems, methods, and opportunities](#). In *Proceedings of the 2023 Conference on Empirical Methods in Natural Language Processing*, pages 10222–10240, Singapore. Association for Computational Linguistics.
- Ningyu Zhang, Yunzhi Yao, Bozhong Tian, Peng Wang, Shumin Deng, Mengru Wang, Zekun Xi, Shengyu Mao, Jintian Zhang, Yuansheng Ni, Siyuan Cheng, Ziwen Xu, Xin Xu, Jia-Chen Gu, Yong Jiang, Pengjun Xie, Fei Huang, Lei Liang, Zhiqiang Zhang, Xiaowei Zhu, Jun Zhou, and Huajun Chen. 2024. [A comprehensive study of knowledge editing for large language models](#).
- Zihan Zhang, Meng Fang, Ling Chen, Mohammad-Reza Namazi-Rad, and Jun Wang. 2023. [How do large language models capture the ever-changing world knowledge? a review of recent advances](#). In *Proceedings of the 2023 Conference on Empirical Methods in Natural Language Processing*, pages 8289–8311, Singapore. Association for Computational Linguistics.
- Ce Zheng, Lei Li, Qingxiu Dong, Yuxuan Fan, Zhiyong Wu, Jingjing Xu, and Baobao Chang. 2023. [Can we edit factual knowledge by in-context learning?](#)
- Chen Zhu, Ankit Singh Rawat, Manzil Zaheer, Srinadh Bhojanapalli, Daliang Li, Felix Yu, and Sanjiv Kumar. 2020. [Modifying memories in transformer models](#).

A Metrics

We use six metrics from previous work (Li et al., 2023; Meng et al., 2022b) on COUNTERFACT and four metrics on zsRE to compare SWEA \oplus OS with the baselines. All metrics are designed such that a higher score is better.

- **Efficacy:** This measures the rate at which the editing method successfully changes the knowledge of LLMs from $(\mathcal{T}, \mathcal{Y})$ to $(\mathcal{T}, \mathcal{Y}')$.
- **Generalization:** This evaluates the success rate of the post-edit model on $(\mathcal{T}^*, \mathcal{Y}')$, where \mathcal{T}^* is the paraphrase of \mathcal{T} .
- **Specificity:** This assesses the success rate of the post-edit model on knowledge that hasn't been edited.
- **Score:** The harmonic mean of Efficacy, Generalization, and Specificity. It provides a comprehensive evaluation of the editing method.
- **Fluency:** This measures the generating power of the post-edit model on prompts containing the edited subject. This metric is only included in the COUNTERFACT dataset.
- **Consistency:** This evaluates the degree of semantic consistency between the generated content of the post-edit model and $(\mathcal{T}, \mathcal{Y}')$. This metric is only included in the COUNTERFACT dataset.

RIPPLEEDITS mainly evaluates the ability of the editing method to capture the ripple effects of the edited fact, primarily using prompts within a 2-hop distance for evaluation. The evaluation metrics include:

- **Logical Generalization (LG):** This measures the success rate of the post-edit model on knowledge of facts that are logically symmetrical or transitive to the edited fact.
- **Compositionality I (CI):** This evaluates the ability of the editing method to combine 2-hop relationships starting with the subject.
- **Compositionality II (CII):** This evaluates the ability of the editing method to combine 2-hop relationships with the subject in the middle.
- **Subject Aliasing (SA):** This assesses the generalization capability of the editing method on subject aliases.

- **Relation Specificity (RS):** This measures the protection capability of the editing method on unedited facts on the subject.

B Implementation details

We conducted all our experiments on the A800 GPU.

B.1 Baselines

Our baseline experiments on GPT-J(6B) follow the same setup as in prior work (Meng et al., 2022b; Li et al., 2023). FT-W optimizes on layer 21 of Llama-2 with a learning rate of 5×10^{-4} for a maximum of 25 steps. For ROME, MEMIT, and PMET, we use the EasyEdit configuration¹ to edit the Llama-2, with ROME editing the 5th layer and MEMIT and PMET editing the {4, 5, 6, 7, 8} layers. The optimization proceeds for 20 steps with weight decay of 0.5, KL factor of 0.0625, and learning rate of 5×10^{-1} . The calculation of Covariance statistics is consistent with the setup of GPT-J(6B).

B.2 SWEA \oplus OS

The hyperparameters that need to be set for SWEA \oplus OS include the number of optimization steps, learning rate, weight decay, α , β , and the clamping factor of e during the optimization process. For the COUNTERFACT and zsRE datasets, we set the optimization steps to 25, the learning rate to 2×10^{-2} , the weight decay to 0.3, $\alpha = 0.2$, $\beta = 1$. For the RIPPLEEDITS benchmark, we set the optimization steps for Llama2(7B) to 40, and $\alpha = 0.3$ to ensure that the SWEA \oplus OS can optimize to meet the editing objectives, with other parameters consistent with the settings on the COUNTERFACT and zsRE datasets. In all our experiments, we set the clamp factor to 1 and the Riemann integration steps to $n = 20$, and we retain dimensions with attribution scores more than 0.35 times the maximum as KEDs.

C Inference time of the model under the SWEA framework

The key-value matching process of SWEA occurs on the CPU. Although it does not increase the inference load on the GPU, it inevitably prolongs the inference time. To investigate this, we tested the inference time of the original model and the model under the SWEA framework separately using editing instances from the COUNTERFACT and zsRE

¹<https://github.com/zjunlp/EasyEdit>

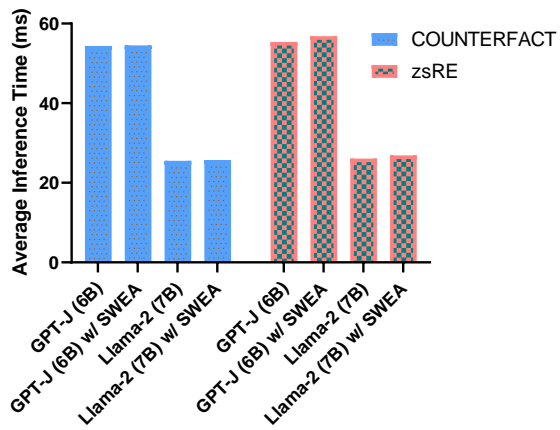


Figure 4: The average inference time of the original model and the model under the SWEA framework on the COUNTERFACT and zsRE editing instances.

datasets as inputs. The results, as shown in Figure 4, indicate a slight increase in inference time for the model under the SWEA framework. Such millisecond-level delays are generally acceptable.