

# Improving QA Model Performance with Cartographic Inoculation

Allen Chen  
(UT Austin)

achen2c@utexas.edu

Okan Tankirulu  
(UT Austin)

okan.tanrikulu@utexas.edu

## Abstract

QA models are faced with complex and open-ended contextual reasoning problems, but can often learn well-performing solution heuristics by exploiting dataset-specific patterns in their training data. These patterns, or "dataset artifacts", reduce the model's ability to generalize to real-world QA problems. Utilizing an ElectraSmallDiscriminator model trained for QA, we analyze the impacts and incidence of dataset artifacts using an adversarial challenge set designed to confuse models reliant on artifacts for prediction. Extending existing work on methods for mitigating artifact impacts, we propose cartographic inoculation, a novel method that fine-tunes models on an optimized subset of the challenge data to reduce model reliance on dataset artifacts. We show that by selectively fine-tuning a model on ambiguous adversarial examples from a challenge set, significant performance improvements can be made on the full challenge dataset with minimal loss of model generalizability to other challenging environments and QA datasets.

## 1 Introduction

Among modern applications of Natural Language Processing (NLP), one of the most widespread and still-growing is Question Answering, or QA, which allows for queries generated with natural language to be parsed and subsequently answered by a language model based on the contextual information available to it (Pudaruth et al., 2016). Due to the vast number and varied difficulty of possible questions that can be posed, the ability to learn context comprehension techniques that effectively generalize when faced with unfamiliar real-world inputs is arguably the most important function of a Question Answering (QA) language model (Calijorne Soares and Parreiras, 2020).

A significant threat to model generalization are dataset artifacts, human-built patterns in training




Figure 1: Visualization depicting the inoculation by fine-tuning method and potential outcomes, figure adapted from Liu et al. (2019)

datasets unlikely to exist in real-world examples. When correlated with answers, these patterns can easily trick QA models into learning maladaptive prediction heuristics (Gardner et al., 2021; Poliak et al., 2018). For example, if query construction involves simple permutation of context sentences into questions, as in the QA pair: "The Denver Broncos won the Super Bowl in 1950" | "What year did the Denver Broncos win the Super Bowl in?", models might maladaptively learn to prioritize information in sentences featuring high lexical overlap with the query, leading to artificially inflated performance on standard benchmarks yet poor real-world applicability.

A promising approach for assessing and reducing model reliance on dataset artifacts is the "Inoculation by Fine-Tuning" method proposed by Liu et al. (2019), summarized in Figure 1. This process utilizes "challenge datasets" containing elements specifically designed to target and reveal

model dependencies on non-generalizable heuristics. Liu et al. (2019)’s findings indicate that fine-tuning on a subset of such adversarial examples can enhance a model’s resilience against misleading elements, thereby improving its overall performance.

Nevertheless, while the details and subsequent analysis of the performance gains from inoculation have been well-documented in the natural language inference (NLI) setting (Liu et al., 2019; Gupta et al., 2023), the results for QA are based solely on high-level evaluation metrics and leave much to be desired in the followup analysis. Moreover, the original Liu et al. (2019) study reports a decline in original training set performance post-inoculation, suggesting potential overfitting to the adversarial challenge set in the QA case. This leaves room in the literature for improvements to the standard inoculation methodology and raises critical questions about the effectiveness of QA inoculation techniques: Do they genuinely diminish artifact reliance, or do they inadvertently instill alternative, albeit less detrimental, artifacts?

This paper seeks to address these concerns by conducting an in-depth evaluation of inoculation by fine-tuning’s effectiveness at reducing artifact reliance in QA models and proposing a novel variant of the inoculation method that improves upon its weaknesses. We examine 1787 QA instances from model evaluations on the Adversarial SQuAD dataset, breaking down performance gains from inoculation by question-type and query-word. Furthermore, we introduce Random Adversarial SQuAD, a novel challenge set designed to test for Adversarial SQuAD artifacts post-inoculation. Extending the work of Liu et al. (2019), we propose cartographic inoculation, a method that employs data mapping techniques to strategically fine-tune models on the most ambiguous examples in a challenge set. Our results demonstrate that this hybrid approach significantly surpasses conventional inoculation, yielding more rapid performance gains, enhanced out-of-domain accuracy, and diminished overfitting effects.

## 2 Background and Related Work

### 2.1 The QA Task

In the context of NLP, the general format of a Question Answering (QA) task involves two main inputs: a Question, which is a string containing

a query, and a Context passage containing information relevant to answering the query. Given these two inputs, a QA model generates what it believes to be the answer to the given query, often in direct reference to the context passage (Pudarth et al., 2016). The ability of a model to accurately pinpoint the answer span depends on its comprehension of both the question’s intent and the context’s content, making QA tasks a useful benchmark for evaluating the depth of a model’s natural language understanding (Calijorne Soares and Parreiras, 2020).

### 2.2 Dataset Artifacts

The incidence of dataset artifacts, inherent biases or patterns unintentionally embedded in training data, pose significant challenges in the NLP domain. Numerous studies have attempted to characterize and evaluate dataset artifacts across a variety of NLP tasks and datasets, such as hypothesis-only baselines in NLI (Poliak et al., 2018) and question/passage only models for QA (Kaushik and Lipton, 2018). Other studies have developed techniques that minimize the influence of such artifacts, such as contrastive sets (Dua et al., 2021) and ensemble-based debiasing (He et al., 2019). However, many of these techniques are highly technical and labor-intensive in their implementations. In contrast, our proposed cartographic inoculation method is intuitive and easy-to-use, integrating easily into existing model training and testing frameworks.

### 2.3 Adversarial Challenge Sets

Owing to their relative ease-of-use and effectiveness, adversarial challenge sets have emerged as a common tool for testing a model’s reliance on dataset artifacts. These sets introduce adversarial examples designed to confuse models into making incorrect inferences on these examples by exploiting specific decision-making heuristics, like artifact-based cues, utilized by the model (Morris et al., 2020). While traditionally used as an evaluation technique, we leverage challenge sets as a treatment tool, contributing to the existing literature our findings concerning their effectiveness in this alternative role.

### 2.4 Inoculation by Fine-Tuning

The ”Inoculation by Fine-Tuning” approach proposed by Liu et al. (2019) involves exposing models to a small subset of adversarial examples dur-

ing training, 'inoculating' them against the specific types of errors or biases exploited by that adversary. While their results convincingly suggest the effectiveness of the inoculation method at improving model performance on challenge sets, follow-up analysis focuses mostly on the NLI classification task and provides only limited insight into the impact of inoculation in the QA context. Furthermore, results for the QA task showed a significant performance dip on the training set post-inoculation, leading Liu et al. (2019) to hypothesize that their fine-tuning may have overfit the resulting model to artifacts in the challenge set. In an attempt to fill this gap in the literature, we dig deeper into the results of inoculation and propose improvements to the inoculation method for the QA task.

## 2.5 Dataset Cartography

Dataset cartography focuses on mapping the landscape of training datasets to understand the learning dynamics and difficulty associated with individual examples. Pioneered by Swayamdipta et al. (2020), the cartographic approach visualizes datasets based on model confidence and prediction variability during training. This visualization helps to identify easy-to-learn examples that models quickly master, as well as challenging examples that remain ambiguous or hard to learn even after several training epochs. Our proposed "cartographic inoculation" technique leverages insights from dataset cartography to enhance the standard inoculation by fine-tuning method, extending the existing literature from both fields.

## 3 Datasets

We utilize four datasets to facilitate and validate our inoculation methodology, summarized below. For more information, please refer to the original publications.

### 3.1 SQuAD

The Stanford Question Answering Dataset (SQuAD), developed by Rajpurkar et al. (2016), is a widely recognized benchmark for machine comprehension, featuring a corpus of over 100,000 questions formulated by crowdworkers from Wikipedia articles. Each entry in SQuAD consists of a context passage, a corresponding question, and an answer span located within the passage. We employ SQuAD to establish a

baseline for our model's proficiency in QA tasks.

### 3.2 Adversarial SQuAD

Jia and Liang (2017) expanded upon SQuAD with Adversarial SQuAD, which appends adversarial distractor sentences to the ends of context passages across a subset of SQuAD examples<sup>1</sup>. These sentences are crafted to challenge model robustness by including plausible yet incorrect answer choices or subtly misleading information. In this study, we use Adversarial SQuAD both to assess baseline model vulnerabilities and to enhance model performance through inoculation techniques.

### 3.3 Randomized Adversarial SQuAD

To prevent the model from merely adapting to adversarial patterns, we modified the Adversarial SQuAD dataset by shuffling the sentence positions within a context, otherwise leaving everything else intact. We call this novel challenge set 'Randomized Adversarial SQuAD', and utilize it to assess whether the inoculated model overfits to Adversarial SQuAD by simply learning to avoid distractors via the end-of-context positional artifact associated with distracting elements.

### 3.4 TriviaQA

We extend our evaluation further to TriviaQA, a dataset comprising less structured, open-ended trivia questions from varied sources (Joshi et al., 2017). TriviaQA serves as a secondary benchmark for testing our inoculated models, offering insights into whether improvements in model performance reflect broader enhancements in model robustness and comprehension skills rather than SQuAD-specific tuning.

## 4 Baseline Model Performance on Adversarial SQuAD

Utilizing an ElectraSmallDiscriminator model trained for 3 epochs on SQuAD, we achieve a 78% Exact Match (EM) score, representing the percentage of correctly classified examples, and an 86% F1 score on the SQuAD dataset. Performance on Adversarial SQuAD is much lower, at 62.70% EM and 71.02% F1. In order to understand this decline, we examine 1,787 examples

---

<sup>1</sup>All references to Adversarial SQuAD in this paper refer specifically to the AddOneSent split of Adversarial SQuAD, which appends only a single distractor to each context passage

<p><b>Article:</b> Super Bowl 50</p> <p><b>Paragraph:</b> Super Bowl 50 was an American football game to determine the champion of the National Football League (NFL) for the 2015 season. The American Football Conference (AFC) champion Denver Broncos defeated the National Football Conference (NFC) champion Carolina Panthers 24–10 to earn their third Super Bowl title. The game was played on February 7, 2016, at Levi's Stadium in the San Francisco Bay Area at Santa Clara, California. As this was the 50th Super Bowl, the league emphasized the "golden anniversary" with various gold-themed initiatives, as well as temporarily suspending the tradition of naming each Super Bowl game with Roman numerals (under which the game would have been known as "Super Bowl L"), so that the logo could prominently feature the Arabic numerals 50. <b>Champ Bowl 40 took place in Chicago.</b></p> <p><b>Question:</b> Where did Super Bowl 50 take place?</p> <p><b>Gold Label Answer(s):</b> "Santa Clara, California", "Levi's Stadium", or "Levi's Stadium in the San Francisco Bay Area at Santa Clara, California."</p> <p><b>Original Model Prediction:</b> Santa Clara, California</p> <p><b>Prediction under adversary:</b> Chicago</p>
---

Figure 2: Example of a model error on Adversarial SQuAD, figure adapted from Jia and Liang (2017)

from Adversarial SQuAD, comparing model predictions to ground truth answers and aggregating examples by question type and query-word.

Adversarial SQuAD undermines model performance by appending distractor sentences designed to mislead model predictions to the end of context passages. These distracting examples are interspersed throughout the challenge set, and are expected to challenge our model the most. We identify 728 distracting examples in Adversarial SQuAD and find our model fails to answer more than half of them, outputting a mere 45.3% EM accuracy on distracting examples as opposed to 74.7% on non-distracting examples. See Table 1 for more information.

Observing individual errors, we examine why these distracting examples effectively confuse our model. Consider Figure 2, which shows model output on an Adversarial SQuAD example before and after the addition of a distractor sentence. In the SQuAD version of the example, the model correctly extracts the answer from the context passage, but when including an adversarial element, the prediction now incorrectly focuses on the information contained in the distractor. Note how the distractor sentence from Figure 2, "Champ Bowl 40 took place in Chicago" has a high lexical overlap with the question, "Where did the Super Bowl 50 take place?".

Further examination shows that misclassified examples consistently have high syntactic similarity between questions and distractors, suggesting that our model may rely on *lexical overlap artifacts* from SQuAD as a heuristic for locating answers.

Table 1: Model performance on distracting versus non-distracting examples

	Distracting	Non-Distracting	Total
Total	728	1059	1787
Correct	329	<b>791</b>	1120
Incorrect	<b>399</b>	268	667

Intuitively, this makes sense – in order to create the examples associated with SQuAD, human crowdworkers were asked to read Wikipedia-sourced context passages en masse and generate questions whose answers were contained within those passages (Rajpurkar et al., 2016). A simple way to do this would be to find a fact in the passage, such as "The color of the sky is blue", and rephrase it as a question, "What is the color of the sky?". Thus, a model could maladaptively learn that the answers to its questions are most often contained in parts of the passage worded similarly to the question, bypassing the need for a more complex comprehension of the information contained in the context. In order to improve our baseline model's performance on distracting examples, we aim to reduce its reliance on lexical overlap artifacts during inference.

Table 2: Distribution of question types and query-words in Adversarial SQuAD.

Question Type	Query Word	POS Tag	Count
Descriptive	how	WRB	76
Descriptive	what	WDT	6
Descriptive	what	WP	1001
Descriptive	which	JJ	41
Descriptive	which	NNP	22
Descriptive	which	WDT	63
Explanatory	when	WRB	143
Explanatory	where	WRB	74
Explanatory	why	WRB	34
Other	(NA)	(NA)	20
Person	who	NNP	3
Person	who	WP	182
Quantitative	how	WRB	122

Nevertheless, prediction accuracy on distracting examples alone is not wholly reflective of our model's overall performance. To support deeper analysis, we annotate category labels and computed statistics onto all 1787 of our Adversarial SQuAD examples. We identify four main cate-



gories of question: Descriptive, Explanatory, Person, and Quantitative. Within each question-type category, we list the query-words associated with its examples, resulting in the taxonomy shown in Table 2. Descriptive "what" questions strongly outweigh all other categories, comprising 56% of the dataset, but other than that, we find no significant outliers.

With our dataset thus classified, we begin to examine the range and type of errors made by the baseline model on the Adversarial SQuAD dataset. Table 3 summarizes baseline model accuracy by question type, revealing that the model performs worst on "why" (explanatory) and "how" (descriptive/quantitative) questions. This is within expectation, as questions of this nature ought to require a more comprehensive understanding of the context which can identify relationships between causes and effects, and are not likely to exhibit well-defined patterns in their structure (such as the implicit association between the query-word "where" and an answer referencing a location). Evaluating our improved model's performance on these harder categories of query-words will allow us to ensure performance gains reflect an enhancement of the model's overall understanding of the QA paradigm and not improvement on a dominant but potentially simple-to-learn category of question, such as "what".

Table 3: Baseline Accuracy (EM) across different query words

Query Word	Count	Accuracy
ALL	1,787	62.7%
why	34	32.4%
how	202	57.9%
where	72	62.5%
which	136	62.5%
what	1,026	63.7%
who	193	65.3%
when	104	68.3%

## 5 Improvement Approach

In analyzing our baseline model's performance, we identified two improvement goals: enhancing performance on Adversarial SQuAD's distracting examples by reducing model reliance on the lexical overlap artifact, and ensuring accuracy gains span various question-types and query-words, es-

pecially in complex "why" and "how" questions. To achieve these goals, we employ the "Inoculation by Fine-Tuning" method by Liu et al. (2019), using Adversarial SQuAD as training data to heighten resistance to adversarial elements.

### 5.1 Inoculation Approach

The primary driver of model improvement in the inoculation method described is the "inoculation set", a subset of examples from the adversarial challenge set that an uninoculated model is trained on so it can adapt to and overcome adversarial elements. The standard procedure entails initially assessing the model on both the training and an adversarial set, followed by fine-tuning on randomly sampled examples from the adversarial set and then re-evaluating. Ideally, the performance gap on the training and challenge sets should converge to zero as the size of the inoculation set grows, though performance on the training set may be damaged in the case that elements of the challenge set (such as gold-label distribution, presence or lack of specific dataset artifacts, etc.) consistently contradict the original training data (Liu et al., 2019).

We expanded on the standard inoculation method by testing our inoculated model on additional datasets and exploring specialized methods for selecting the inoculation set. We compared three inoculation set selection methods: random sampling from the full challenge dataset, sampling only distracting examples, and selecting challenging examples using dataset cartography. Performance was then assessed on SQuAD, Adversarial SQuAD, TriviaQA, and our hand-made "Random Adversarial SQuAD", ensuring that inoculation results generalize to both in and out-of domain QA benchmarks and adversarial environments.

### 5.2 Loading the Datasets

We load the SQuAD and Adversarial SQuAD datasets using the HuggingFace 'transformers'<sup>2</sup> package. To build Randomized Adversarial SQuAD, we extract Adversarial SQuAD and randomize the ordering of each example's context passage sentences. We download TriviaQA from the University of Washington website<sup>3</sup> and modify its structure to work with our model training and testing pipelines, excluding examples without answers.

<sup>2</sup><https://huggingface.co/docs/transformers/index>

<sup>3</sup><https://nlp.cs.washington.edu/triviaqa/>

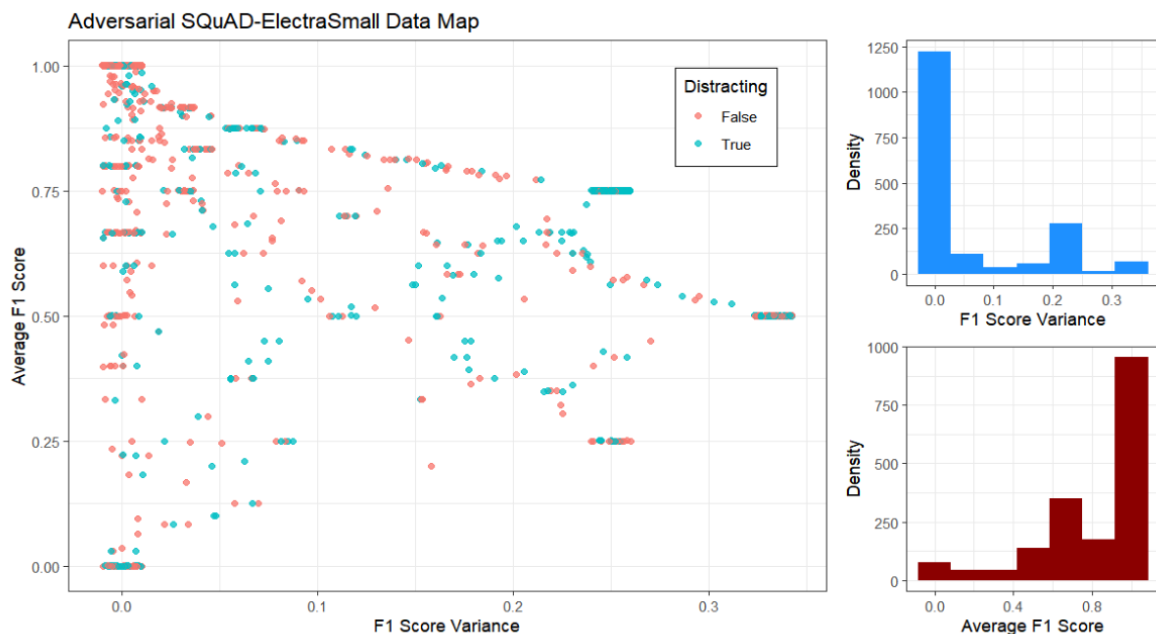


Figure 3: Data map for the Adversarial SQuAD challenge set. Note the high F1 variance (indicating ambiguity) on many distracting examples.

### 5.3 Cartographic Inoculation

Implementing random sampling for the standard and distractors-only inoculation sets was straightforward, but using dataset cartography for inoculation set selection required us to adapt Swayamdipta et al. (2020)’s methods for the QA task. Whereas the original paper uses confidence and variance metrics based on classification probabilities to plot examples for the NLI classification task, we use the text-similarity F1 score<sup>4</sup> between the gold label answer and the model’s predicted answer as a measure of accuracy for each example. Aggregating results from 5 training epochs of our baseline model on the Adversarial set, we compute the average F1 score and its variance for each example and plot them in Figure 3 to identify the most ambiguous (highest-variance)<sup>5</sup> examples. Figure 4 shows one such example. Unlike our other two styles, which choose their subsets randomly from the sample provided, this method is deterministic, using the  $N$  most ambiguous examples in each inoculation set.

### 5.4 Evaluation

Our evaluation of the inoculated models follows Liu et al. (2019)’s framework. First, we evaluate

<sup>4</sup>See Rajpurkar et al. (2016) for more details.

<sup>5</sup>For more information about how ambiguous examples are defined, see Swayamdipta et al. (2020)

our baseline model on the four datasets. Each inoculation style is then applied by fine-tuning the baseline model for a single epoch on varying sizes of the inoculation set, starting with 100 examples and increasing incrementally up to 700, with the model reinoculated and reevaluated at each stage. TriviaQA evaluations are reserved for baseline and final model iterations.

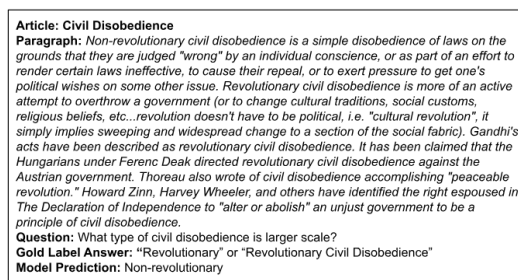


Figure 4: Example of an ambiguous example as identified by dataset cartography. Note the complexity of the context passage and open-ended nature of the question.

## 6 Results

Figure 5 displays inoculation outcomes using the simply random baseline, distractors-only, and dataset cartography selection strategies across various inoculation set sizes. Each method effectively narrows the performance gap between SQuAD and Adversarial SQuAD, with a slight perfor-

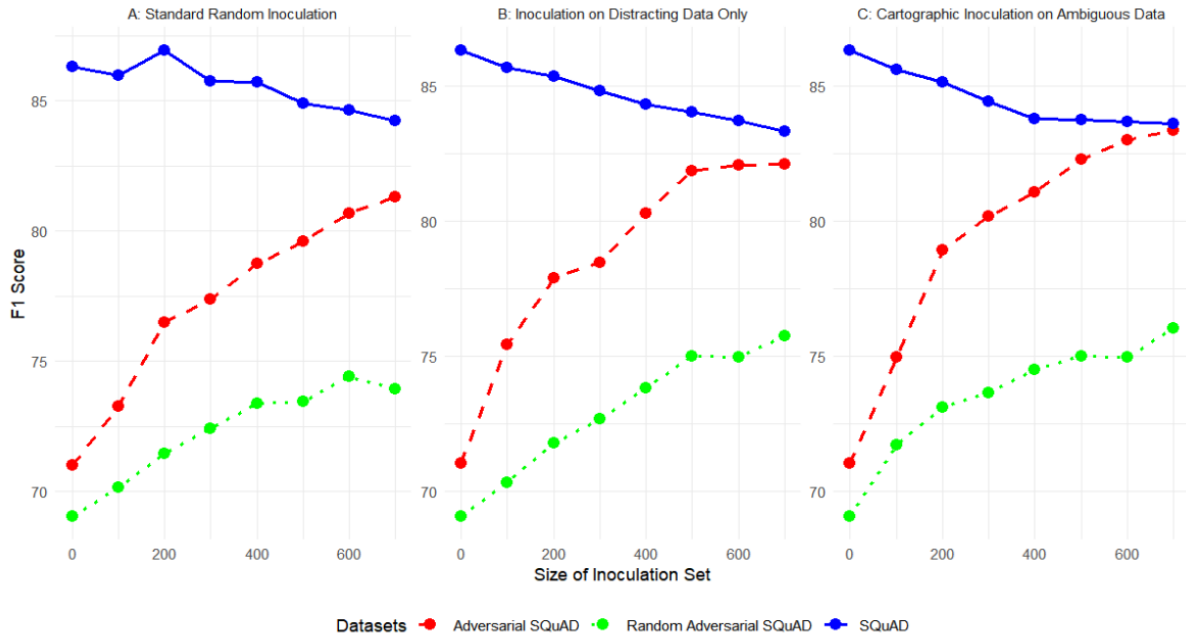


Figure 5: Results of inoculation. Plotting EM scores instead of F1 scores produces similar trends.

mance decline on SQuAD, matching the general trend observed by Liu et al. (2019).

Among these strategies, dataset cartography-based inoculation excels, reducing the F1 performance gap to  $<1.5\%$  with only 500 examples and demonstrating superior performance on both challenge and non-challenge datasets. Table 5 contrasts the top-performing models for each method, underscoring the efficacy of cartographic inoculation.

### 6.1 Performance on the Random Adversary

The performance of standard inoculation on Random Adversarial SQuAD plateaus and eventually declines with larger samples of the inoculation set, lending credibility to Liu et al. (2019)’s hypothesis that their inoculation method was overfitting to Adversarial SQuAD by learning to avoid distractors based on the end-of-context positional artifact. However, on the distractor-only and cartographic selection techniques, performance on the random adversary increases steadily. This result, which merits further exploration, suggests that these modifications of the general inoculation technique might counteract overfitting while enhancing model performance.

### 6.2 Performance on Adversarial SQuAD

Using our final 500-example cartographically inoculated model, we analyze the impacts of inocu-

lation on a more granular scale. Breaking down our performance gains, we find that inoculation manages to improve performance on both distracting and non-distracting examples by 24.9% and 3%, respectively. And as Table 4 shows, cartographic inoculation enhances performance across all example categories. Reassuringly, we observe accuracy gains on “why” and “how” questions, which were previously identified as difficult query-word categories in the data. These improvements suggest that our model has gained proficiency in comprehending complex, open-ended questions, possibly as a result of being fine-tuned on ambiguous challenge set examples.

Table 4: Cartographically-inoculated model (500 examples) accuracy on Adversarial SQuAD, by question type.

Query Word	Baseline Accuracy	Cartography Accuracy	Change
ALL	62.7%	74.6%	+11.9%
why	32.4%	41.2%	<b>+8.8%</b>
how	57.9%	74.0%	<b>+16.1%</b>
where	62.5%	73.8%	+11.3%
which	62.5%	72.1%	+9.6%
what	63.7%	74.3%	+10.6%
who	65.3%	79.9%	+14.6%
when	68.3%	86.5%	+18.2%

Table 5: Model Performance under different inoculation methods.

Method	SQuAD		Adv SQuAD		Rand Adv SQuAD		TriviaQA	
	EM	F1	EM	F1	EM	F1	EM	F1
No Inoculation (Baseline)	<b>78.54</b>	<b>86.32</b>	63.63	71.02	61.55	69.05	42.35	49.84
Standard Inoculation (N=700)	76.39	84.24	74.6	81.33	66.98	73.93	40.5	48
Distractors-Only Inoculation (N=700)	75.53	83.32	75.43	82.13	<b>68.27</b>	<b>75.73</b>	38.17	45.35
Cartographic Inoculation (N=500)	75.78	83.611	<b>76.89</b>	<b>83.38</b>	<b>68.16</b>	<b>76.03</b>	39.58	46.9

## 7 Discussion

In reducing our standard SQuAD-based QA model’s reliance on dataset artifacts, our goal was to improve our model’s performance on both distracting examples (without simply overfitting to the challenge set) and on the hardest question categories of our challenge set. Based on our final inoculated model’s robust performance on both Adversarial SQuAD, it appears that we were successful in achieving these goals. Our novel cartographic inoculation method showed itself to be capable of closing the performance gap between the original training set and its adversarial counterpart faster and at a higher performance level than the standard method, while still managing to effectively generalize to other challenge sets.

We suspect that by targeting ambiguous examples, the model learns more efficiently by gaining deeper and more actionable insights from difficult parts of the dataset. And since a model fine-tuned in this way does not learn to solely focus on distracting examples, performance on the original training set is less degraded by any overfitting to challenge set features. Furthermore, performance improvements on Random Adversarial SQuAD suggest that the positive effects of inoculation on Adversarial SQuAD are not dependent on the distractors being *positionally-invariant*, as Liu et al. (2019) hypothesized they might be. The result is a total upgrade to the original inoculation technique which improves upon its strengths while simultaneously remediating many of its projected weaknesses.

### 7.1 Limitations

Our cartographic inoculation method assumes the overlap between the presence of adversarial elements and ambiguity is high, as observed in the data map for Adversarial SQuAD. When adversarial examples are not highly ambiguous, inoculation on ambiguous data may end up being self-

defeating, as an inoculation set devoid of any adversarial elements could be generated, leading to the model simply fine-tuning on ambiguous examples from the original training data. Nonetheless, we believe the general process of using data cartography techniques to select inoculation sets should remain effective even if the exact heuristics by which selection is carried out change.

## 8 Conclusion

The incidence of dataset artifacts within benchmark QA datasets like SQuAD disguises a model’s true performance in generalizing to real-world data, degrading the value of such models in practical applications.

In this work, we presented cartographic inoculation, a new approach to mitigating the impacts of certain SQuAD-based dataset artifacts that builds on the inoculation by fine-tuning method from Liu et al. (2019) by using dataset cartography techniques to identify ambiguous examples in Adversarial SQuAD for inoculation set selection. Addressing concerns from Liu et al. (2019) that the standard inoculation method on Adversarial SQuAD may be overfitting to the challenge set, we validate the effectiveness of our method with both a hand-made adversary designed to test the inoculated model’s dependence on positional artifacts in Adversarial SQuAD and a detailed analysis of model performance before and after inoculation.

Relative to both the standard inoculation strategy using random sampling and a distractors-only strategy which selected only adversarial examples, our novel method raises model performance on the challenge set to match its performance on the original training data using fewer examples, with less degradation of in and out-of domain benchmark performance, and without loss of generalizability to other challenging environments.



## References

- Marco Antonio Calijorne Soares and Fernando Silva Parreiras. 2020. [A literature review on question answering techniques, paradigms and systems](#). *Journal of King Saud University - Computer and Information Sciences*, 32(6):635–646.
- Dheeru Dua, Pradeep Dasigi, Sameer Singh, and Matt Gardner. 2021. [Learning with instance bundles for reading comprehension](#). *CoRR*, abs/2104.08735.
- Matt Gardner, William Merrill, Jesse Dodge, Matthew Peters, Alexis Ross, Sameer Singh, and Noah A. Smith. 2021. [Competency problems: On finding and removing artifacts in language data](#). In *Proceedings of the 2021 Conference on Empirical Methods in Natural Language Processing*, pages 1801–1813, Online and Punta Cana, Dominican Republic. Association for Computational Linguistics.
- Vatsal Gupta, Pranshu Pandya, Tushar Kataria, Vivek Gupta, and Dan Roth. 2023. [Multi-set inoculation: Assessing model robustness across multiple challenge sets](#).
- He He, Sheng Zha, and Haohan Wang. 2019. [Unlearn dataset bias in natural language inference by fitting the residual](#). In *Proceedings of the 2nd Workshop on Deep Learning Approaches for Low-Resource NLP (DeepLo 2019)*, pages 132–142, Hong Kong, China. Association for Computational Linguistics.
- Robin Jia and Percy Liang. 2017. [Adversarial examples for evaluating reading comprehension systems](#).
- Mandar Joshi, Eunsol Choi, Daniel S. Weld, and Luke Zettlemoyer. 2017. [Triviaqa: A large scale distantly supervised challenge dataset for reading comprehension](#).
- Divyansh Kaushik and Zachary C. Lipton. 2018. [How much reading does reading comprehension require? a critical investigation of popular benchmarks](#). In *Proceedings of the 2018 Conference on Empirical Methods in Natural Language Processing*, pages 5010–5015, Brussels, Belgium. Association for Computational Linguistics.
- Nelson F. Liu, Roy Schwartz, and Noah A. Smith. 2019. [Inoculation by fine-tuning: A method for analyzing challenge datasets](#).
- John Morris, Eli Lifland, Jin Yong Yoo, Jake Grigsby, Di Jin, and Yanjun Qi. 2020. [TextAttack: A framework for adversarial attacks, data augmentation, and adversarial training in NLP](#). In *Proceedings of the 2020 Conference on Empirical Methods in Natural Language Processing: System Demonstrations*, pages 119–126, Online. Association for Computational Linguistics.
- Adam Poliak, Jason Naradowsky, Aparajita Haldar, Rachel Rudinger, and Benjamin Van Durme. 2018. [Hypothesis only baselines in natural language inference](#). In *Proceedings of the Seventh Joint Conference on Lexical and Computational Semantics*, pages 180–191, New Orleans, Louisiana. Association for Computational Linguistics.
- Sameerchand Pudaruth, Kajal Boodhoo, and Lushika Goolbudun. 2016. [An intelligent question answering system for ict](#). In *2016 International Conference on Electrical, Electronics, and Optimization Techniques (ICEEOT)*, pages 2895–2899.
- Pranav Rajpurkar, Jian Zhang, Konstantin Lopyrev, and Percy Liang. 2016. [Squad: 100,000+ questions for machine comprehension of text](#).
- Swabha Swayamdipta, Roy Schwartz, Nicholas Lourie, Yizhong Wang, Hannaneh Hajishirzi, Noah A. Smith, and Yejin Choi. 2020. [Dataset cartography: Mapping and diagnosing datasets with training dynamics](#).