

CharNet: Generalized Approach for High-Complexity Character Classification

Kriuk Boris

School of Engineering, Hong Kong University of Science and Technology, Hong Kong SAR¹

Sigtica Limited, Hong Kong SAR²

bkriuk@connect.ust.hk¹

boris.kriuk@sigtica.com²

Abstract

Handwritten character recognition (HCR) is a challenging problem for machine learning researchers. Unlike printed text data, handwritten character datasets have more variation due to human-introduced bias. With numerous unique character classes present, some data, such as Logographic Scripts or Sino-Korean character sequences, bring new complications to the HCR problem. The classification task on such datasets requires the model to learn high-complexity details of the images that share similar features. With recent advances in computational resource availability and further computer vision theory development, some research teams have effectively addressed the arising challenges. Although known for achieving high efficiency, many common approaches are still not generalizable and use dataset-specific solutions to achieve better results. Due to complex structure and high computing demands, existing methods frequently prevent the solutions from gaining popularity. This paper proposes a straightforward, generalizable, and highly effective approach (CharNet) for detailed character image classification and compares its performance to that of existing approaches.

Keywords – High-Complexity Character Classification, Handwritten Character Recognition

1. INTRODUCTION

East Asian scripts may contain more than 6000 unique characters per work, making the classification task highly detail-dependent. In machine learning, the task of classifying detailed images that share similar features is called fine-grained image classification.

Although deep convolutional neural networks [1, 2] have forever revolutionized deep learning, the scientific community has yet to be satisfied with the results achieved on numerous computer vision problems, continuing to push the progress further. One of the remaining challenges is fine-grained image classification with a combination of multiple important complications that should be addressed together:

(1) High Dimensionality: Detailed images, especially high-resolution ones, contain a vast amount of information. This can lead to the "curse of dimensionality," where the feature space becomes so large that it is difficult for classification algorithms to operate efficiently and effectively.

(2) Imbalance Dataset: In many real-world datasets, some classes are underrepresented. This can cause classifiers to become biased towards the more common classes and perform poorly on the rare ones.

(3) Background Complexity: The complexity of backgrounds and the context in detailed images can confuse classification models, leading to misclassifications if the background is mistaken for the object of interest or vice versa.

(4) Intra-class Variation: Detailed images within the same category can have a wide range of appearances, poses, lighting conditions, and occlusions. This variation makes it challenging to build models that generalize well across the entire category.

(5) Computational Resources: Processing and classifying detailed images require significant computational power and memory, which can be a limitation for production.

Many approaches to tackle the following challenges have been made in recent years, resulting in a better understanding of the individual fundamental steps needed to achieve higher model performance on fine-grained image classification. Some of the ideas, such as detailed feature exploration, were also successfully implemented on HCR in the form of calligraphic style understanding [3].

In the recent past, the machine learning community has built a stronger intuition about convolutional neural networks and the process of creating larger models efficiently [2]. However, the process of scaling convolutional neural networks [4] is still considered to be complex and does not allow researchers to rely only on introduced ideas needed for scaling process theory unification. Even modern deep convolutional neural networks designed to handle overfitting face learning plateau with time and stop learning important features after a certain baseline, meaning that a task-specific approach is required to achieve better results. This creates a barrier for the deep learning models to extract further the features that are crucial for achieving higher precision on fine-grained image classification. The following challenge oftentimes prevents research teams from achieving the desired results in the character classification stage after choosing segmentation-based algorithms for text recognition, mainly when the alphabet consists of numerous detailed classes that share similar features. Such datasets are dominated by East Asian scripts, which typically include Chinese characters (Hanzi), Korean Hangul, and Japanese scripts (Kanji, which are derived from Chinese characters, as well as Hiragana and Katakana). To achieve higher accuracy, some large research teams use substantial computational resources to create deep models by overfitting the specific dataset. However, the same model may still perform unsatisfactorily on the other dataset with the same classes because it is not generalizable. More recent approaches, such as [5, 6], use complex preprocessing steps that require effort and skill to implement.

To the best of our knowledge, we are the first to demonstrate our own generalizable and comprehensive approach suitable for detailed character classification (CharNet) and show its efficiency on a highly complex handwritten character classification dataset CASIA-HWDB [7] that contains around 4 million images belonging to 7356 classes.

2. RELATED WORK

Current works in HCR mainly focus on accuracy improvements and model complexity reductions. Model complexity reduction is usually achieved through pruning algorithm and quantization, allowing lighter model usage without decreasing accuracy. Through dynamic network pruning on SqueezeNet, an accuracy of 96.32% was achieved on the ICDAR-2013 dataset in [6]. By reconstructing

SqueezeNext, introducing a cross-stage attention model and a new criterion for assessing the importance of convolutional kernels, Ruiqi Wu, Feng Zhou, Nan Li, Xian Liu, and Rugang Wang in [5] achieved 97.36% TOP-1 accuracy on CASIA-HWDB dataset. Chen et al. in [8] chose MobileNetV3 as a basis for using multi-scale convolutional kernels and also received high accuracy by keeping the number of parameters low.

Deep Convolutional Neural Networks (Deep CNNs) can achieve high performance on complex datasets. Using Deep CNNs is frequently not preferred due to a large number of parameters, leading to more extended training required and model storage complications. Still, the pipeline with Deep CNNs can be more straightforward and generalizable, making it possible to achieve exceptional performance on various datasets. A Deep CNN model [9] built by Yuhao Zhang achieved 98.1% TOP-1 accuracy on a 200-class handwritten character dataset. It is also possible to introduce prediction generalization by assembling the Deep CNN models. The ZFNet, LeNet, AlexNet, VGG-5, VGG-7, VGG-9, and VGG-16 prediction combination, followed by SVM prediction layer, in [10] achieved 97.8% TOP-1 accuracy on the ICDAR-2013 dataset.

To avoid model overfitting due to quick parameter saturation in Deep CNNs, H.-R. Xiang et al. demonstrated ResNets' high-level performance on the CASIA-HWDB dataset [11]. To improve the results and achieve better model generalization, J. Sun, P. Li, and X. Wu introduced an inception module to ResNet, in addition to using an attention mechanism [12]. These deep models can extract complex features without facing overfitting quickly. At the same time, they are highly generalizable in comparison to predecessor model architectures.

By managing to build deep generalizable models, some research teams face the problems of class imbalance, background complexity, and intra-class variation in real-world data. In our studies, we propose the approach called CharNet, which is capable of overcoming discussed challenges.

3. METHODOLOGY

The CharNet approach consists of (3.1) Network Design and (3.2) Predictive Design. Each CharNet's building block demonstrates high-level performance independently and can be used separately to approach other problems. CharNet can achieve highly competitive results on complex datasets by combining building blocks into learning bricks.

3.1. NETWORK DESIGN

CharNet network design is represented by three independently trained models with similar architecture but different data preprocessing techniques.

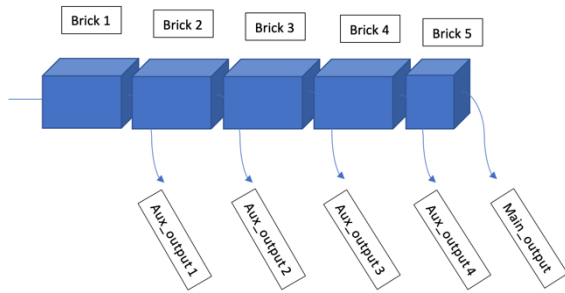


Fig.1 CharNet brick-level architecture

3.1.1. MODEL DESIGN

Each model is an ordered combination of learning bricks. Bricks consist of the following building blocks: convolutional blocks (Conv_block), residual blocks (Res_block), and inception blocks (Inception_block). The brick-level model architecture visualization is demonstrated in Fig.1.

Having a total of five learning bricks, the model becomes a deep CNN with a high level of generalization. The first four bricks share a similar structure but inhibit different hyperparameters. The auxiliary output (Aux_output) follows each brick, and the main output (Main_output) follows the last brick.

The (1 - 4) brick building block-level architecture is demonstrated in Fig. 2.

The learning brick is represented by an ordered sequence of a convolutional block (Conv_block), a residual block (Res_block), and an inception block (Inception_block).

Each convolutional block consists of a convolutional 2-dimensional layer, followed by a batch normalization layer, a 2-dimensional maximum pooling layer, and a dropout layer. The convolutional layers use filters to capture spatial hierarchies of features (edges, textures, patterns) within the image [13]. Batch normalization standardizes the inputs to a layer for each mini-batch, which helps to stabilize the learning process and reduce the number of training epochs required. Max pooling is used to reduce the spatial dimensions of the output volume, making the feature maps more robust to the position of features in the input. Dropout is a regularization technique that helps prevent overfitting by randomly setting a fraction of input units to 0 at each

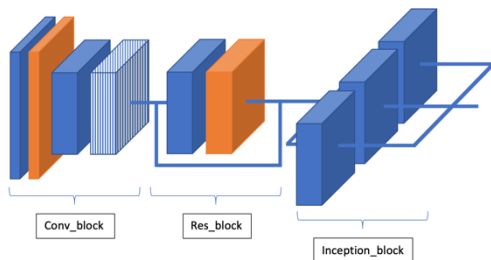


Fig.2 CharNet (1-4) brick building block-level architecture

update during training time.

Each residual block consists of a convolutional 2-dimensional layer, a batch normalization layer, and a skip connection (shortcut). Residual blocks introduce some of the parameters learned in the previous layers directly to the next layer, avoiding the layers in between [2]. By doing so, they address the vanishing gradients problem and enable the network to learn identity mappings, which are crucial for deep networks.

Each inception block [14] is an example of the inception module that applies several convolutional layers with different filter sizes in parallel to the same input and then concatenates the results. This allows the network to capture information at various scales and improves the model's ability to generalize across different spatial hierarchies within the data.

Each brick inhibits a specific set of hyperparameters. Convolutional layers of the first brick use 32 filters, and the number of filters doubles in each next brick; this idea also applies to the inception block convolutional layers. Pooling size is always (2,2) to avoid rapid and unstable dimension reduction. The dropout inside each brick constantly equals 0.2; the more significant dropout is used in each output.

The auxiliary output after each brick contains a flattening layer, dense layers, and a dropout layer. This technique is used to combat the vanishing gradient problem by providing additional gradient signals from the output back into the network at intermediate layers. It also encourages the network to learn useful features at different layers of the model. The signals obtained from each auxiliary output are used for loss function optimization. The approach is discussed in (3.1.2.).

The last brick contains only a convolutional block. It has no maximum pooling layer but uses a stronger dropout. It is followed by a main output, used later for model evaluation. The main output includes a flattening layer, followed by a couple of dense layers with the strongest dropout that all together lead to a layer responsible for classification.

The (5) brick building block-level architecture is demonstrated in Fig. 3.

The convolution blocks are implemented to enable smooth and constant feature learning, and the inception blocks, as well as the residual blocks, not only function as a regularization technique to avoid quick overfitting but also help the model to generalize on the dataset [2, 14]. The dropout layers have already become a classic way to assist the deeper models with continuous and smooth feature learning [1]. The architecture design enables the model to learn both low-level and high-level features without losing the key idea of generalization. The first brick convolutional block, residual block, and inception block structures are demonstrated in detail in Fig. 4, Fig. 5, and Fig. 6 respectively.

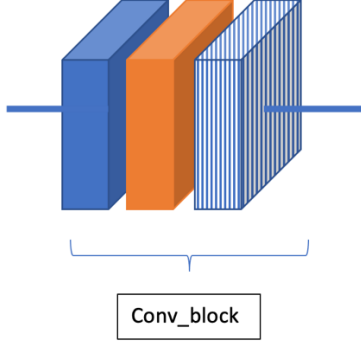


Fig.3 CharNet (5) brick building block-level architecture

3.1.2. LOSS FUNCTION

The models are trained using α -balanced focal cross-entropy loss. The focal loss function approach, introduced by Lin et al. in [15], is implemented to address the class imbalance problem, which is a common challenge for the majority of real-world datasets.

Oftentimes imbalanced data prevents rare categories from contributing to the learning process. The α -balanced focal cross-entropy is derived from α -balanced cross-entropy loss (1) by introducing a weighting factor γ .

$$CE(p, y) = CE(p_t) = -\alpha_t \log(p_t) \quad (1)$$

This factor γ controls each label contribution to the loss function by assigning different significance levels for each class (2). The approach helps rare categories to contribute to the learning process by having a more considerable weight significance.

$$FCE(p_t) = -\alpha_t (1 - p_t)^\gamma \log(p_t) \quad (2)$$

We suggest that the larger the γ -value is chosen, the longer the training should be performed. For our work, we chose the γ -value equal to 4, so that often-encountered classes would also have a considerable influence on the learning process. Experiment results are shown in section (4.) of this paper.

Auxiliary outputs, together with the main output, contribute to the loss computation due to the loss weight reassignment. The main output has a weight equal to 1, and the auxiliary outputs have assigned weights equal to 0.025, 0.05, 0.5, and 0.2 correspondingly. This helps the model to learn low-level features and, at the same time, extract high-level information from the images. The 3rd auxiliary output has a weight of 0.5 to stimulate mid-depth level feature exploration. The loss weight reassignment may also be seen as a regularization technique. The combination of

Input Layer	(256, 256, 1)
Conv 2D	(256, 256, 32)
Batch Norm	(256, 256, 32)
Max Pooling 2D	(128, 128, 32)
Dropout	(128, 128, 32)

Fig.4 CharNet first brick convolutional block details

weights described demonstrates great performance; however, other efficient weight sets are also suitable.

3.1.3. DATA PREPROCESSING

Model result ensembling is a common practice in competitive machine learning that has proved its efficiency numerous times [16, 17]. Usually, different models trained on the same data are ensembled. However, it is more straightforward to achieve high-level generalization of Deep CNNs by performing data augmentation [18, 19].

We choose to train the same-architecture models on differently preprocessed data to achieve higher accuracy and to follow best generalization practices.

The first set of weights is received by training the model on the real data. Each image is resized to (256x256) pixel size and is converted to grayscale.

We introduce Gaussian blur for each image before training for the second and third sets of weights. The images are resized to the same dimensions and are also converted to grayscale. After this, the Gaussian blur with kernel size (3x3) and a standard deviation of 20 and (7x7) and a standard deviation of 50 is applied correspondingly.

The technique described is crucial for addressing both the gradient vanishing and the background complexity problems. The blur introduced allows the model to understand more comprehensive features without relying on image-specific or author-specific biases. At the same time, the background contrast complexity is significantly reduced, and the results of transformations performed are demonstrated in Fig. 7, Fig. 8, and Fig. 9.

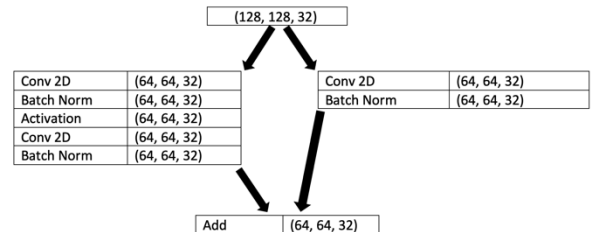


Fig.5 CharNet first brick residual block details

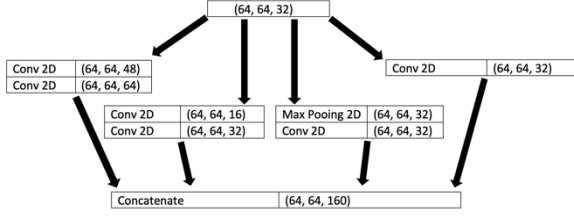


Fig.6 CharNet first brick inception block details



Fig.7 Image sample for model 1 training, no Gaussian blur

3.2. PREDICTIVE DESIGN

The CharNet predictive design is developed to maximize the accuracy of the final prediction. It uses trained model weights optimized combination and multi-crop approach at test time.

To combine the three models' resulting weights optimally, the weighted average for model ensembling is introduced. The first model results pool, obtained from training on images without Gaussian blur, has a weight equal to 0.3; the second model, trained on images with (3x3, 20) Gaussian blur parameters, contributes with a weight of 0.2 to the final result, and the third model, trained on images with (5x5, 50) Gaussian blur parameters, contributes with a weight of 0.5. Note that the sum of weights introduced is equal to 1 (0.3+0.2+0.5). The weights assigned help CharNet achieve high-level accuracy and generalization, but other weight combinations are also suitable depending on the final goal set. The visualization is demonstrated in Fig. 10.

The multi-crop technique is applied for test images. A total of 5 images (4 corner images and 1 center image) with pixel sizes (256x256) (same as used for the training) are cropped out of the starting image, which is resized to (280x280) pixel size in advance. The prediction is based on the combined weights received. The class prediction for each test image is obtained by passing the mean of the 5 cropped images predicted logits (3) through argmax (5) of the softmax function (4).

In section (4.) of this paper, we perform experiments with multi-crop at test time and without it and show the results obtained.

$$L = \frac{1}{5} \sum_{i=1}^5 L_i \quad (3)$$

$$P(c_k) = \frac{e^{L_k}}{\sum_j e^{L_j}} \quad (4)$$

$$\text{Predicted Class} = \text{argmax}_k P(c_k) \quad (5)$$



Fig.8 Image sample for model 2 training, Gaussian blur (3x3, 20)



Fig.9 Image sample for model 2 training, Gaussian blur (5x5, 50)

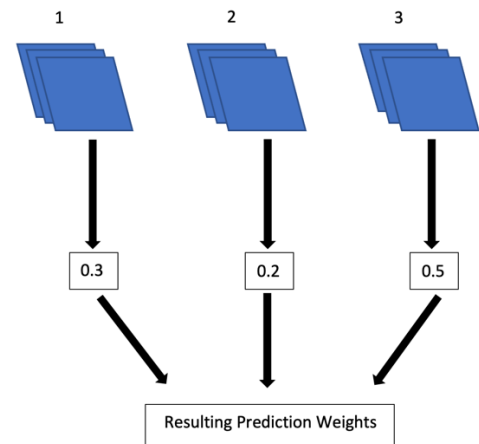


Fig.10 CharNet proposed model ensembling weight combination

4. EXPERIMENTS

We perform experiments on a CASIA-HWDB dataset that contains 3.9 million images of isolated characters that belong to 7356 classes produced by 1,020 writers using Anoto pen on paper. The character images obtain high-level complexity and variation due to the way sampling was performed [7]. We shuffle the images and use 3 million for training and 0.9 million for testing.

In Fig. 11, we show the average accuracy of the three models trained depending on the γ -value chosen for the loss function (γ -value is called “g” for simplicity).

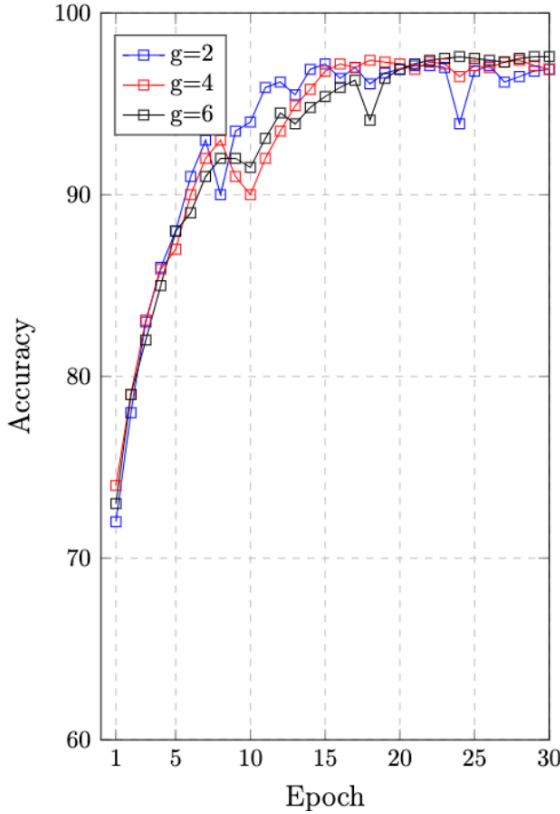


Fig.11 Average accuracy after each epoch for different γ -values

It can be observed that the larger γ -value is chosen, the higher the final accuracy is achieved. At the same time, learning takes more time because the algorithm down weights often-encountered classes and focuses on rare categories instead; this requires more time to find optimal weights. Better results can be achieved by paying more attention to rare classes using the loss function chosen. We suggest using $\gamma = 4$ to avoid more extended training and significant computational resource spending.

To evaluate the CharNet approach performance, we use some famous recent years models that have been assessed for the same classification task on the CASIA-

HWDB dataset [7]. We use HCCR-GoogLeNet [20],

Model	Year	Accuracy (%)
HCCR-GoogLeNet	2019	96.31
Improved GoogLeNet	2020	97.48
2DPCA+ACNN	2020	93.63
SqueezeNet+DNS	2021	96.32
MSCS+ASA+SCL	2022	97.63
HCCR-MobileNetV3	2022	96.68
LW-ViT	2023	95.83
SqueezeNext+CCBAM	2023	97.36
CharNet (no Multicrop)	2024	97.51
CharNet+Multicrop	2024	97.79

Fig.12 Table of Performance Evaluation

Improved GoogLeNet [21], 2DPCA+ACNN [22], SqueezeNet+DNS [23], MSCS+ASA+SCL [5], HCCR-MobileNetV3 [24], LW-ViT [5], SqueezeNext+CCBAM [5] as benchmarks, and the results of training with callbacks until no change for five epochs are demonstrated in Fig. 12. Although many models listed have advantages in size and parameter number, it is clear that the CharNet approach can learn highly complex features that lead to exceptional performance. We perform additional experiments to demonstrate the level of generalization and learning depth that the CharNet can achieve and the learning plateau the DeepCNNs face.

We train the models for 50 epochs and compare the results achieved by the AlexNet [1], the HCCR-GoogleNet [14], and the CharNet+Multicrop. The results of accuracy achieved are shown in Fig. 13.

Epoch Number	AlexNet	GoogleNet	CharNet+Multicrop
5	81.94	84.22	84.77
10	85.76	89.98	89.52
15	90.99	94.11	93.32
20	91.54	96.78	96.84
25	92.34	97.19	97.59
30	92.04	97.02	97.72
35	91.61	97.27	97.39
40	90.87	96.76	97.01
45	90.82	94.99	96.91
50	87.31	96.97	97.48

Fig.13 Table of Longer Training Performance Evaluation

It is clear that AlexNet peaks at the lowest accuracy level and faces overfitting. AlexNet can leverage only convolutions for the learning process, and the only notable regularization technique used is dropout. Both GoogleNet and CharNet+Multicrop are deeper and more generalizable. They can extract significant number of

details and achieve better results which is crucial for a high complexity level dataset. At the same time, GoogleNet and CharNet+Multicrop do not hit clear overfitting; however, the CharNet+Multicrop approach performs more stable and peaks at the higher accuracy level.

The combination of experiments demonstrates that the CharNet approach, despite its comprehensiveness, has a strong advantage in feature learning. Being a DeepCNN, the CharNet is designed to address the common problems classical and modern Deep CNNs face.

To further develop the idea of the importance of scalability and generalization in the approach, we train for 30 epochs the 2-brick CharNet, 3-brick CharNet, 4-brick CharNet, and 5-brick CharNet with $\gamma = 4$, the results are shown in Fig. 14.

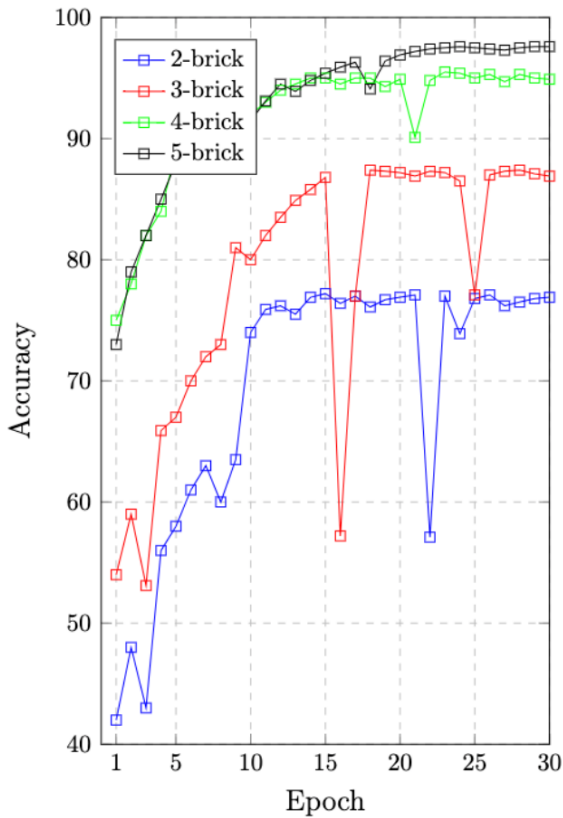


Fig.14 Table of Brick-Number Performance Evaluation

It can be observed that deeper CharNet models achieve better results due to the higher complexity features they can identify. Deeper models also demonstrate more stable performance. We show the easiness of scalability of the CharNet approach that makes it comprehensive.

CharNet is a flexible platform that makes the building process transparent and clean. Modern Deep CNN scalability theory and the trends in Deep CNNs building dictate the importance of implementing new features on existing models to demonstrate the

performance improvement. The CharNet can be used for improvement and demonstration purposes because it focuses on fundamental principles without breaking down the common generalization practices.

5. CONCLUSION

In this work, we identify critical complications of HCR tasks and explain current trends and modern solutions in the field of HCR. We show the limitations of today's methods used by the research community. We introduce the comprehensive and generalizable approach called CharNet that can be used to tackle any HCR task. The power of our idea lies in the simplicity of replication for further use, a high level of generalization, and the ability to handle many major HCR problems effectively. We perform experiments to demonstrate the accuracy level the CharNet can achieve and show how the techniques used help to improve benchmark performance for the CASIA-HWDB dataset. The experiments prove the idea of building a flagman approach that can achieve high-level performance without losing generalization and scalability.

6. DISCUSSION

We believe that the CharNet can be used as a basis for further development and studies. The CharNet approach combines multiple highly effective ideas applicable for general usage. Each part can be isolated for further improvement without losing the generality of the other specific parts. The CharNet approach can become an effective platform for introducing ideas in the community and demonstrating the influence of new solutions by the evaluation metrics used. Although designed for finding complex dependencies in HCR, the level of generalization allows the CharNet approach be used for many classification tasks.

7. ACKNOWLEDGMENTS

We would like to express our gratitude to Sigtica Limited for their invaluable support in providing the data materials and resources used in this research. The availability of these high-quality data played a crucial role in the successful completion of this study. We acknowledge the efforts of the team at Sigtica Limited for their dedication and commitment to data collection and curation.

8. REFERENCES

- [1] A. Krizhevsky, I. Sutskever, and G. E. Hinton, "ImageNet Classification with Deep Convolutional Neural Networks," *Communications of the ACM*, vol. 60, no. 6, pp. 84–90, May 2012, doi: <https://doi.org/10.1145/3065386>.
- [2] K. He, X. Zhang, S. Ren, and J. Sun, "Deep Residual Learning for Image Recognition," Dec. 2015. Available: <https://arxiv.org/pdf/1512.03385.pdf>
- [3] D. Haraguchi and S. Uchida, "Local Style Awareness of Font Images," *arXiv.org*, Oct. 10, 2023. <https://arxiv.org/abs/2310.06337> (accessed Jan. 29, 2024).
- [4] M. Tan and Q. Le, "EfficientNet: Rethinking Model Scaling for Convolutional Neural Networks," 2019. Available: <https://arxiv.org/pdf/1905.11946.pdf>
- [5] R. Wu, F. Zhou, N. Li, X. Liu, and R. Wang, "Reconstructed SqueezeNext with C-CBAM for offline handwritten Chinese character recognition," *PeerJ Computer Science*, vol. 9, p. e1529, Aug. 2023, doi: <https://doi.org/10.7717/peerj-cs.1529>.
- [6] Y. C. Zhou, Q. H. Tan, and C. L. Xi, "Offline handwritten Chinese character recognition for squeezeNet and dynamic network surgery," *Small Mini Microcomputer System*, vol. 42, no. 3, 2021.
- [7] "CASIA Online and Offline Chinese Handwriting Databases | IEEE Conference Publication | IEEE Xplore," *ieeexplore.ieee.org*. <https://ieeexplore.ieee.org/document/6065272> (accessed Jan. 29, 2024).
- [8] W. Chen, S. Tyree, K. Weinberger, and Y. Chen, "Compressing neural networks with the hashing trick," in *Proc. of the 32nd International Conference on Machine Learning*, vol. 37, 2015, pp. 2285–2294.
- [9] Y. Zhang, "Deep Convolutional Network for Handwritten Chinese Character Recognition." Accessed: Jan. 29, 2024. [Online]. Available: http://cs231n.stanford.edu/reports/2015/pdfs/zyh_project.pdf
- [10] R. G. Maidana, Santos, R. Granada, A. M. Amory, and R. Barros, "Deep Neural Networks for Handwritten Chinese Character Recognition," Oct. 2017, doi: <https://doi.org/10.1109/bracis.2017.24>.
- [11] "Chinese Character Recognition Based on Residual Separable Convolutional Neural Network | IEEE Conference Publication | IEEE Xplore," *ieeexplore.ieee.org*. <https://ieeexplore.ieee.org/abstract/document/8632573> (accessed Jan. 29, 2024).
- [12] X. Xu, Y. Liu, C. Liu, and L. Lu, "A Feature Fusion Human Ear Recognition Method Based on Channel Features and Dynamic Convolution," *Symmetry*, vol. 15, no. 7, p. 1454, Jul. 2023, doi: <https://doi.org/10.3390/sym15071454>.
- [13] A. Dalal, K. Sarker, A. Barua, E. Vasserman, and P. Hitzler, "Understanding CNN Hidden Neuron Activations Using Structured Background Knowledge and Deductive Reasoning." Accessed: Jan. 29, 2024. [Online]. Available: <https://arxiv.org/pdf/2308.03999.pdf>
- [14] C. Szegedy *et al.*, "Going deeper with convolutions." Available: <https://arxiv.org/pdf/1409.4842v1.pdf>
- [15] T.-Y. Lin, P. Goyal, R. Girshick, K. He, and P. Dollar, "Focal loss for dense object detection," *IEEE Transactions on Pattern Analysis and Machine Intelligence*, pp. 1–1, 2018, doi: <https://doi.org/10.1109/tpami.2018.2858826>.
- [16] P. Dognin *et al.*, "WASSERSTEIN BARYCENTER MODEL ENSEMBLING." Accessed: Jan. 29, 2024. [Online]. Available: <https://arxiv.org/pdf/1902.04999v1.pdf>
- [17] L. Ambrogioni *et al.*, "Bayesian model ensembling using meta-trained recurrent neural networks." Accessed: Jan. 29, 2024. [Online]. Available: https://meta-learn.github.io/2017/papers/metalearn17_ambrogioni.pdf
- [18] J. Guo and S. Gould, "Deep CNN Ensemble with Data Augmentation for Object Detection," 2015. Accessed: Jan. 29, 2024. [Online]. Available: <https://arxiv.org/pdf/1506.07224v1.pdf>
- [19] N. Marcelo, R. Aquino, M. Gutoski, L. Hattori, and H. Lopes, "The Effect of Data Augmentation on the Performance of Convolutional Neural Networks." Accessed: Jan. 29, 2024. [Online]. Available: <http://cbic2017.org/papers/cbic-paper-51.pdf>
- [20] Z. Zhong and Z. Xie, "High Performance Offline Handwritten Chinese Character Recognition Using GoogLeNet and Directional Feature Maps." Accessed: Jan. 29, 2024. [Online]. Available: <https://arxiv.org/pdf/1505.04925v1.pdf>
- [21] "Improved Model Based on GoogLeNet and Residual Neural Network ResNet | IGI Global | IGI Global," *www.igi-global.com*. <https://www.igi-global.com/pdf.aspx?tid=313442&ptid=277856&ctid=4&oa=true&isxn=> (accessed Jan. 29, 2024).
- [22] M. Zhao, Z. Jia, Y. Cai, X. Chen, and D. Gong, "Advanced variations of two-dimensional principal component analysis for face recognition," *Neurocomputing*, Jan. 2021, doi: <https://doi.org/10.1016/j.neucom.2020.08.083>.
- [23] F. Iandola, S. Han, M. Moskewicz, K. Ashraf, W. Dally, and K. Keutzer, "SQUEEZENET: ALEXNET-LEVEL ACCURACY WITH 50X FEWER PARAMETERS AND <0.5MB MODEL SIZE." Available: <https://arxiv.org/pdf/1602.07360v4.pdf>
- [24] A. Howard *et al.*, "Searching for MobileNetV3." Available: <https://arxiv.org/pdf/1905.02244v5.pdf>

