

Robust Price Discrimination

Itai Arieli*, Yakov Babichenko†, Omer Madmon‡, Moshe Tennenholtz§

January 31, 2024

Abstract

We consider a model of third-degree price discrimination, in which the seller has a valuation for the product which is unknown to the market designer, who aims to maximize the buyers' surplus by revealing information regarding the buyer's valuation to the seller. Our main result shows that the regret is bounded by $U^*(0)/e$, where $U^*(0)$ is the optimal buyer surplus in the case where the seller has zero valuation for the product. This bound is attained by randomly drawing a seller valuation and applying the segmentation of Bergemann et al. (2015) with respect to the drawn valuation. We show that the $U^*(0)/e$ bound is tight in the case of binary buyer valuation.

1 Introduction

The celebrated paper of Bergemann et al. (2015) considers a setting in which a product is sold via the posted price mechanism. The interaction involves three agents. A *buyer* whose value for the product is drawn according to a commonly known distribution $b \sim \mu \in \Delta(\mathbb{R}_+)$. A *seller* whose value for the product is s (e.g., the seller has an outside option of selling the product for a price of s). The third entity is a *market designer* (a *designer* for short) who knows the buyer's value for the product b and is allowed to credibly reveal information about b to the seller.

Bergemann et al. (2015) characterize the possible (buyer, seller) utility profiles that may arise in the above interaction under some revelation policy of the designer (i.e., under some *market segmentation*). Arguably, the most interesting case arises when the designer's objectives are aligned with those of the buyer; namely when the designer tries to maximize the (ex-ante) buyer's surplus. Surprisingly, Bergemann et al. (2015) shows that a careful choice of market segmentation might yield the entire surplus to the buyer subject to the obvious constraint that the seller must get at least her no-information surplus (because the seller can ignore the designer's information).

*Faculty of Data and Decision Sciences, Technion - Israel Institute of Technology, iarieli@technion.ac.il

†Faculty of Data and Decision Sciences, Technion - Israel Institute of Technology, yakovbab@technion.ac.il

‡Faculty of Data and Decision Sciences, Technion - Israel Institute of Technology, omermadmon@campus.technion.ac.il

§Faculty of Data and Decision Sciences, Technion - Israel Institute of Technology, moshet@technion.ac.il

This very elegant result relies, however, on the assumption that the designer knows the seller’s value for the product s (in such a case, s can be normalized to $s = 0$). In many natural scenarios, the knowledge of s (e.g., the outside options of the seller) by the designer might be a demanding requirement. In this paper, our goal is to explore the same interaction in the case where s is unknown to the designer. While [Bergemann et al. \(2015\)](#) is an information design problem in a setting of trade with incomplete information on one side (i.e., only buyer valuation is private information) our setting can be viewed as a first step towards understanding information design in the classical bilateral trade setting (see [Myerson and Satterthwaite, 1983](#)) in which both buyer and seller valuations are private information.

One natural model that might be considered is the Bayesian one: s is drawn according to a commonly known distribution $s \sim F \in \Delta(\mathbb{R}_+)$. We observe that the Bayesian model boils down to a standard Bayesian persuasion problem. [Kamenica and Gentzkow \(2011\)](#) have shown that the solution for this problem can be expressed as the concavification of the designer’s (the sender’s) indirect utility. However, the indirect utility of the designer as a function of the seller’s (the receiver’s) posterior is high dimensional (of dimension $|\text{supp}(\mu)|$) and its formula is not very clean. Since concavification in high dimensions is quite a complex object both computationally and conceptually, we tend to believe that such a Bayesian approach is not very insightful when $|\text{supp}(\mu)|$ is large.

Another natural approach is the robust perspective. The designer aims to come up with a market segmentation that performs well *for all* s . There are two leading branches of the robust paradigm. The first one is the max-min paradigm; the market segmentation should yield a high utility for the buyer for all s . This approach is not very insightful either. An adversarial choice of s that is above all elements in $\text{supp}(\mu)$ leads to no trade, and hence, to a 0 surplus for the buyer. The second robustness paradigm is regret; the market segmentation should yield a utility as close as possible to the hypothetical scenario in which s was known to the designer.

Surprisingly, we show that the regret paradigm is very insightful despite the fact that the Bayesian model is involved. Our main result ([Theorem 1](#)) shows that for every μ there exists a market segmentation that ensures a low regret of $U^*(0)/e$, where $U^*(0)$ is the buyer’s surplus in the case where $s = 0$ and is known to the designer; i.e., the difference between the performance of our ignorant designer and that of the hypothetical designer who knows s will never exceed $U^*(0)/e$. This market segmentation is the regret minimizing one whenever $|\text{supp}(\mu)| = 2$ (see [Theorem 2](#)). The market segmentation that achieves this low regret is quite intuitive: The designer does not know s . A simple idea is to “guess s ” according to a carefully chosen distribution $s_D \sim g \in \Delta(\mathbb{R}_+)$, and thereafter to create a segmentation that is optimal for the case $s = s_D$ exactly as described in [Bergemann et al. \(2015\)](#). This two-step procedure creates yet another market segmentation and we call the class of these segmentations *BBM segmentations*.

Besides the theoretical results, we also present empirical evidence for the effectiveness of our BBM segmentation. Empirical studies demonstrate that realistic valuations fit best Lognormal distributions or Pareto distributions (see [Coad, 2009](#)). We show that in an experimental setting in which buyer and seller

valuations are drawn independently from a shared distribution (which can be either Lognormal or Pareto), the actual expected difference between the optimal surplus and the surplus achieved by our segmentation is even lower than the theoretical bound we prove in Theorem 1.

Techniques The idea behind the proof of the main results (Theorems 1 and 2) is as follows. As standard in the robustness literature, the interaction can be viewed as a zero-sum game between the designer who chooses a segmentation and an adversary who chooses s . The analysis of this zero-sum game is involved due to the fact that the strategy space of the designer is high-dimensional (i.e., segmentations). Once we restrict the designer to BBM-segmentations the strategy space of the designer turns to a single-dimensional one (just the choice of $s_D \in \mathbb{R}_+$). It turns out that the utilities in this zero-sum game (as a function of s and s_D) have relatively clean expressions, but are not clean enough to be able to be solved explicitly. We bound from above the utilities in the zero-sum game by even cleaner expressions. The latter formula is so clean that we are able to perform the entire equilibrium analysis of this game (see Lemma 2). These arguments are sufficient to deduce Theorem 1.

For the proof of Theorem 2 we observe that along the proof of Theorem 1 we have made two relaxations. First, we restricted the designer to BBM segmentations. Second, we have bounded from above the utilities of the actual zero-sum game. It turns out that the second relaxation is not actually a relaxation in the case of $|\text{supp } \mu| = 2$. It is the actual zero-sum game. Therefore, a natural attempt would be to focus on the mixed strategy of the adversary in this zero-sum game. Now we allow the designer to use all the segmentations (not only the BBM ones) and we show that even if her strategy space is richer (i.e., not only BBM segmentations) she still cannot gain more than the value of the zero-sum game. Such an analysis is tractable because in the case of $|\text{supp}(\mu)| = 2$ designer's best reply problem boils down to a concavification of a single-dimensional function. This somewhat surprising observation is sufficient to deduce Theorem 2. The observation is somewhat surprising because there exist mixed strategies of the adversary (i.e., distributions $s \sim F$) for which all best replies of the designer do not belong to the BBM segmentations class. The specific mixed strategy that is optimal for the zero-sum game turns out to have BBM segmentation best-reply.

Paper structure Section 2 introduces the price discrimination model of Bergemann et al. (2015), which assumes a known seller valuation. In section 3 we discuss the Bayesian approach, and demonstrate its complexity even for the binary buyer type case. We then introduce and analyze the robust approach in Section 4: We state and prove our main result, which is an upper bound on the overall regret using our BBM segmentation (Theorem 1). We then show in Subsection 4.1 that this bound is tight for the binary buyer type case (Theorem 2). Section 5 introduces our experimental results in which we evaluate the performance of our approach compared to the optimal benchmark for a specific class of distributions that are considered as reflecting the actual distribution of valuations in realistic settings. We then conclude in Section 6. Proofs of all technical lemmas are deferred to the appendix.

1.1 Related Work

Third-degree price discrimination A fundamental economic question is how third-degree price discrimination¹ affects consumer surplus, producer surplus, and social welfare (see, e.g., the classic work of [Pigou, 1920](#)). Our work extends the work of [Bergemann et al. \(2015\)](#), in which the price discrimination model is studied from a buyer surplus maximization perspective. [Bergemann et al. \(2015\)](#) introduced an algorithm for finding a buyer surplus maximizing market segmentation, which can be computed efficiently. Several works have then extended the standard model, and provided either exact or approximate buyer-optimal segmentation under different assumptions ([Shen et al., 2018](#), [Cai et al., 2020](#), [Mao et al., 2021](#), [Bergemann et al., 2022](#), [Alijani et al., 2022](#), [Ko and Munagala, 2022](#)).

While maximizing surplus often yields an unfair outcome for the buyers, an alternative promising line of research focuses on *fair price discrimination* ([Flammini et al., 2021](#), [Cohen et al., 2022](#)). In particular, [Banerjee et al. \(2023\)](#) prove the existence of a segmentation, different than the one of [Bergemann et al. \(2015\)](#), that simultaneously approximates a large set of welfare functions (including utilitarian welfare, Nash welfare and the min-max welfare). Their approach can be viewed as another notion of robustness other than regret-minimization, since the segmentation is robust to the actual welfare function.

Closer to our work, [Cummings et al. \(2020\)](#) analyzed several variations of the price discrimination model, in which the market designer only has a noisy signal about the *buyer's* valuation. Our work completes the picture by studying the case in which the uncertainty of the designer is with respect to the *seller's* valuation.

Robust Bayesian persuasion As we discuss in the paper, the model of price discrimination closely relates to the Bayesian persuasion model introduced by [Kamenica and Gentzkow \(2011\)](#). Bayesian persuasion refers to a situation in which an informed sender aims to influence the decision of an uninformed receiver by designing a signaling scheme. One rigid assumption required in the standard model is that the sender knows the receiver's type (i.e., utility function), and uses this information to construct an optimal signaling policy. Several works took different approaches to relax this restricting assumption: [Arieli et al. \(2023\)](#) took a natural *Bayesian* approach, meaning the receiver is sampled from a commonly known prior distribution; [Dworczak and Pavan \(2022\)](#) took a *minmax* approach, which measures the absolute performance of a signaling scheme that does not rely on knowing the receiver's type; [Castiglioni et al. \(2020\)](#) considered an *online learning* framework, in which the sender repeatedly faces an adversarially-chosen receiver whose type is unknown, and receives either a full-information or partial-information feedback.

Closest to our work, [Babichenko et al. \(2022\)](#) studied a *regret-minimizing* Bayesian persuasion model, in which the performance of a signaling policy is determined according to the worst-case difference between the optimal utility the sender could obtain *has she known* the receiver's type, and the actual utility she obtains

¹In "third-degree" price discrimination, the market designer divides the market into separate segments, where the seller may charge different prices in each segment. In contrast, "first-degree" price discrimination refers to a situation in which the seller is fully informed of the buyer's value (hence charges this value as the price), and in "second-degree" price discrimination the seller sells goods that are similar, but may vary in quality, at different prices. Throughout the paper, we use the term 'price discrimination' to describe a model of third-degree price discrimination.

without having access to this information. The class of utilities that are studied in Babichenko et al. (2022) is different from the one that arises in a price discrimination model. Babichenko et al. (2022) consider a receiver with binary decisions and state-independent utilities for the sender. In our case, the number of actions for the seller (receiver) is $|\text{supp}(\mu)|$. Moreover, the sender's utility is not state-independent. Even in the binary valuation case (i.e., $|\text{supp}(\mu)| = 2$) the class of the sender's indirect utilities in our case might have a structure that is much more complex than the threshold structure of state-independent utilities; see Examples 1 and 2. The results of Babichenko et al. (2022) indicate that the sender can guarantee low regret whenever the receiver's utility is monotonic in the state. Our results provide another instance where low regret can be guaranteed.

2 Preliminaries: Known Value of the Seller

Before introducing the case in which the seller's value is unknown, we briefly discuss the model of Bergemann et al. (2015) in which the seller's value $s \in \mathbb{R}_+$ is known by the market designer. Let $B := \{b_1, \dots, b_n\} \subset \mathbb{R}_+$ be the buyers' valuations. We assume that $0 < b_1 < \dots < b_n$. Let $\mu \in \text{int}(\Delta(B))$ be the prior buyer distribution.² A segmentation of the market designer is a Bayes plausible posterior distribution σ , i.e., the set of all possible segmentation is given by:

$$\Sigma := \{\sigma \in \Delta(\Delta(B)) \mid \mathbb{E}_{p \sim \sigma}[p] = \mu\}.$$

We assume that when indifferent, the seller sets the lowest price. Also, when the buyer is indifferent (i.e., the price equals its valuation) the buyer buys the product. Thus, for a given posterior $p \in \Delta(B)$, the seller's price is given by:

$$\pi(p; s) := \min_{b_i \in B} \arg\max(b_i - s) \cdot \sum_{j=i}^n p_j.$$

We denote by b_{i^*} the *monopolistic price* that is the price that will be set without any information; i.e., $b_{i^*} = \pi(\mu; s)$.

We consider a market designer who aims to maximize the buyer's surplus. For a given posterior $p \in \Delta(B)$, the buyer's surplus is

$$U(p; s) := \sum_{j=1}^n p_j \cdot \max\{b_j - \pi(p; s), 0\}$$

and the buyer surplus for a given segmentation $\sigma \in \Sigma$ is simply the expectation over the possible posteriors:

$$U(\sigma, s) := \mathbb{E}_{p \sim \sigma}[U(p; s)] = \sum_{p \in \text{supp } \sigma} \sigma(p) \cdot \sum_{j=1}^n p_j \cdot \max\{b_j - \pi(p; s), 0\}$$

²For any set A , we denote by $\text{int}(A)$ the interior of A , and $\Delta(A)$ is the set of all probability distributions over A .

where the summation over p should be replaced with integration if $\text{supp } \sigma$ is an uncountable set.

We denote by $U^*(s)$ the optimal buyers surplus (across all segmentations), and by $\sigma^*(s)$ the optimal market segmentation. [Bergemann et al. \(2015\)](#) provide a very clean formula for $U^*(s)$:

$$U^*(s) = \sum_{j=1}^n \mu_j \cdot \max\{b_j - s, 0\} - (b_{i^*} - s) \cdot \sum_{j=i^*}^n \mu_j \quad (1)$$

This formula has a clean interpretation. The first term captures the maximal social welfare. The second term is the monopolistic surplus of the seller. Notice that the monopolistic surplus can be guaranteed by the seller for every segmentation σ (simply by ignoring the information). The sum of surpluses (buyer plus seller) cannot exceed the social welfare. From these trivial arguments, we deduce that the expression of equation (1) is an upper bound on the buyer's surplus. The surprising result of [Bergemann et al. \(2015\)](#) shows that this bound can be reached by a careful choice of segmentation. This optimal segmentation is denoted by $\sigma^*(s)$.

The behavior of the optimal surplus U^* as a function of the seller's value for the product s will play a significant role in our analysis. We summarize below the key properties that will be utilized.

Lemma 1. *For every prior buyer distribution μ the optimal buyer surplus function $U^*(\cdot)$ is weakly decreasing, continuous, nonnegative, and differentiable up to a finite number of points. Moreover, there exists $s^* \geq 0$ such that $U^*(s)$ is constant over $[0, s^*]$, strictly decreasing over $[s^*, b_{n-1}]$, and constantly 0 over $[b_{n-1}, \infty)$.*

The proof of Lemma 1 is relegated to Appendix [A.1](#).

3 The Bayesian Approach

In this section, we observe that the Bayesian model boils down to a standard Bayesian persuasion problem. However, the persuasion problem is n -dimensional. We demonstrate by examples that even in the case in which n is low (e.g., $n = 2$) the indirect utility of the persuasion problem takes an intricate form.

We assume that s is drawn from a commonly known prior distribution F , where F is the CDF of the prior distribution. The segmentation problem now can be viewed as a standard Bayesian persuasion problem as introduced by [Kamenica and Gentzkow \(2011\)](#). The unknown state is the buyer's valuation b which is drawn from a common prior distribution μ . The market designer (the *sender* in persuasion) knows the state and chooses a segmentation (a *signaling policy* in persuasion). The seller is the receiver. The market designer's utility as a function of the seller's posterior (the *indirect utility*) is given by

$$u_F(p) = \mathbb{E}_{s \sim F}[U(p, s)]$$

Building upon [Aumann et al. \(1995\)](#), [Kamenica and Gentzkow \(2011\)](#) elegantly characterize the solu-

tion of this persuasion problem via the notion of concavification which is denoted by cav .³ The optimal expected utility of the market designer is $cav(u_F)(\mu)$. Moreover, a segmentation $\sigma \in \Sigma$ is optimal if and only if $(\mu, cav(u_F)(\mu))$ is a convex combination of $(p, u_F(p))_{p \in \text{supp}(\sigma)}$, with weights corresponding to $(\sigma(p))_{p \in \text{supp}(\sigma)}$.

We now demonstrate how even in the case of binary buyer type (e.g., $n = 2$) the analysis of the Bayesian model turns out to be potentially complex and involved. We begin with constructing the indirect utility function of the market designer, as a function of $p = P(b_1)$:

First, let $t(p)$ be the threshold s for which the seller is indifferent between prices b_1 and b_2 , when the posterior belief is $p = \mathbb{P}(b_1)$. For simplicity, let us assume that $b_2 - b_1 = 1$. Now, It holds that:

$$b_1 - t(p) = (b_2 - t(p)) \cdot (1 - p) \Rightarrow t(p) = \frac{b_1 - b_2 \cdot (1 - p)}{p} = b_2 - \frac{1}{p}$$

Now, notice that the buyer surplus is non-zero if and only if $s \leq t(p)$ and $v = b_2$. In this case, the surplus is $b_2 - b_1$. When $s \geq t(p)$ and $v = b_1$ there is no trade, hence zero surplus. When $s \leq t(p)$ and $v = b_1$ (or, symmetrically, when $s \geq t(p)$ and $v = b_2$) there is trade, but zero surplus $b_1 - b_1$ (or $b_2 - b_2$). Therefore, the indirect utility of the market designer is given by:

$$u(p) = (b_2 - b_1) \cdot (1 - p) \cdot F(t(p)) = (1 - p) \cdot F(t(p))$$

where the last equality is due to the assumption of $b_2 - b_1 = 1$. Example 1 demonstrates how the optimal buyer surplus can be characterized through the notion of indirect utility concavification:

Example 1. Consider the case where $b_2 = 2, b_1 = 1$ and $s \sim \text{Uni}([0, 3])$. Note that $t(p) = 2 - \frac{1}{p} \geq 0$ if and only if $p \geq \frac{1}{2}$, and $t(p) \leq 1$ for all $p \in [0, 1]$. Therefore, the indirect utility of the market designer is given by:

$$u(p) = \begin{cases} 0, & \text{for } p \leq \frac{1}{2} \\ \frac{(1-p)(2p-1)}{3p}, & \text{for } p \geq \frac{1}{2} \end{cases}$$

Figure 1 visualizes the indirect utility and its concavification:

In Example 1, the resulting optimal segmentation takes the standard form of an optimal market segmentation presented by Bergemann et al. (2015): one signal fully reveals the higher type while another signal induces a mixed posterior. However, it turns out that this is not always the case. Consider the following example, which is similar to Example 1 except the prior distribution over s is different. It is notable that in this case, the optimal market segmentation may take a different form:

Example 2. Consider the case where $b_2 = 4, b_1 = 3$ and $s \sim \text{Uni}([0, 1] \cup [2\frac{1}{2}, 3\frac{1}{2}])$. Note that $t(p) = 4 - \frac{1}{p} \in [0, 1]$ if and only if $p \in [\frac{1}{4}, \frac{1}{3}]$, and $t(p) \in [2\frac{1}{2}, 3\frac{1}{2}]$ if and only if $p \geq \frac{2}{3}$. Therefore, the indirect utility of the

³Concavification of u is defined to be the minimal concave function that is pointwise above u .

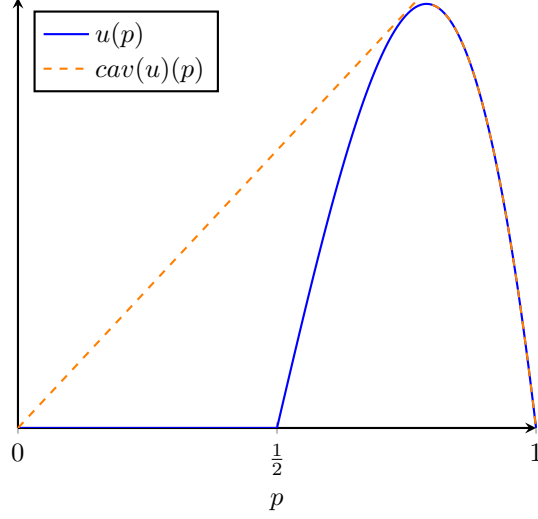


Figure 1: The indirect utility of the market designer $u(p)$ and its concavification, corresponding to Example 1.

market designer is given by:

$$u(p) = \begin{cases} 0, & \text{for } p \in [0, \frac{1}{4}] \\ \frac{(1-p)(4p-1)}{2p}, & \text{for } p \in [\frac{1}{4}, \frac{1}{3}] \\ \frac{1-p}{2}, & \text{for } p \in [\frac{1}{3}, \frac{2}{3}] \\ \frac{1-p}{2} \cdot (4 - \frac{1}{p} - \frac{3}{2}), & \text{for } p \in [\frac{2}{3}, 1] \end{cases}$$

Figure 2 visualizes the indirect utility and its concavification, and it can be now seen that for certain priors μ , the optimal segmentation has a different, more complex structure compared to the previous example: for instance, if $\mu = \frac{2}{3}$, the optimal segmentation is a mixture of two mixed posterior, which is different than the optimal segmentation as in [Bergemann et al. \(2015\)](#).

Example 2 demonstrates the potential complexity in the analysis of the Bayesian price discrimination model. As we show next, it turns out that in contrast, the robust approach is very insightful in our setting.

4 The Robust Approach

As demonstrated in the previous section, the Bayesian approach may be involved. In addition, it requires assuming a prior distribution over the seller's valuation, which is not always plausible. An alternative approach for studying the price discrimination model with uncertainty regarding the seller's valuation is the *robust* approach. According to this approach, the market designer is not equipped with such a prior seller distribution, and its goal is to minimize the *regret*, which is defined as the maximal difference between the optimal buyer surplus (as if the market designer would have known s) and the buyer surplus of the segmentation, where the maximum is taken over the values of s . Formally, the regret of a given segmentation

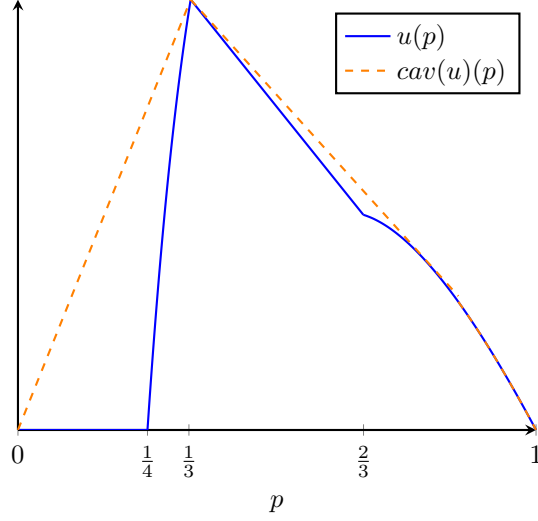


Figure 2: The indirect utility of the market designer $u(p)$ and its concavification, corresponding to Example 2.

is defined as follows:

$$R(\sigma) := \max_s \{U^*(s) - U(\sigma, s)\}$$

and the *overall regret* is defined as the minimal regret that can be achieved by any market segmentation:

$$R := \min_{\sigma \in \Sigma} R(\sigma)$$

Importantly, note that the overall regret of the non-Bayesian model also be written in terms of the indirect utility concavification (as in the Bayesian approach):

$$R = \sup_F \{ \mathbb{E}_{s \sim F} [U^*(s)] - \text{cav}(u_F)(\mu) \} \quad (2)$$

Equation (2) follows from the min-max theorem. We view the interaction as a zero-sum game between the market designer (who chooses a segmentation) and the adversary (who chooses s). By the min-max theorem, there exists a mixed strategy of the adversary F that guarantees the value of the game R where $\text{cav}(u_F)(\mu)$ is the best reply of the market designer against the mixed strategy F .

Our goal is to find a market segmentation that is independent of s and achieves low regret. That is, we want to find an information revelation policy of the market designer that is robust to the seller's valuation s , and achieves a near-optimal buyer surplus regardless of it.

We now introduce a robust market segmentation of the designer, and show that the overall regret is bounded from above by $U^*(0)/e$. Then, we also show that this bound is tight for the case of binary buyer type, i.e. when $n = 2$. This robust market segmentation takes the following form: the market designer first

draws s_D , and then it applies the optimal segmentation of [Bergemann et al. \(2015\)](#) as if $s = s_D$. We begin by formally defining the class of segmentation that contains our robust market segmentation for the market designer:

Definition 1. A BBM market segmentation is a strategy of the market designer $\sigma \in \Sigma$, for which there exists a random variable s_D such that for every posterior $p \in \Delta(B)$, p is drawn with probability $\sigma(p) = \mathbb{E}[\sigma^*(s_D)(p)]$.

Note that in the case where s_D is a continuous random variable, the BBM segmentation can be identified with the corresponding density function g . In this case, the unconditional posterior distribution can be written as $\sigma(p) = \int_{s_D=0}^{b_n} g(s_D) \cdot \sigma^*(s_D)(p) \cdot ds_D$. Now, the following theorem introduces our main result:

Theorem 1. The overall regret is bounded from above by $\frac{U^*(0)}{e}$, and this bound is attained by a BBM market segmentation.

The proof of the theorem relies on the analysis of a specific class of zero-sum games with a continuum of actions. The class of games and the solution is summarized in the following lemma.

Lemma 2. Let $0 < \alpha < \beta$, and let $u : [0, \beta] \rightarrow \mathbb{R}_+$ be a function that is constant in $[0, \alpha]$ and strictly decreasing in $[\alpha, \beta]$. Let v be a two-player zero-sum game in which players 1,2 choose real numbers $x, y \in [0, \beta]$ (correspondingly). The utility of Player 1 is given by

$$v(x, y) = \begin{cases} u(x), & \text{for } x > y \\ u(x) - u(y), & \text{for } x \leq y \end{cases}$$

Then, the value of the game is $\frac{u(0)}{e}$, and it can be guaranteed to player 2 by playing a mixed strategy with the following density function:

$$g(y) = \begin{cases} \frac{u'(y)}{u(y)}, & \text{for } \alpha \leq y \leq \delta \\ 0, & \text{otherwise} \end{cases}$$

for δ such that $u(\delta) = \frac{u(0)}{e}$.⁴

Notice the value of the game depends on the initial condition $u(0)$ and does not depend on the behavior of the function u beside the monotonicity property. This property is somewhat surprising because the utilities in the game depend on the behavior of u on the entire interval $[0, \beta]$ and in equilibrium, both players are playing actions in $[\alpha, \beta]$ with positive probability. Intuitively, this property follows from the particular additive structure of the payoffs and the ability of the players to adjust their mixed strategy to "cancel out" the dependence on the particular behavior of u in $[\alpha, \beta]$. Moreover, for both players, it is optimal to cancel this dependence out. The proof of Lemma 2 is relegated to Appendix A.2.

⁴The monotonicity of u implies that u is differentiable almost everywhere, and therefore the density function g is defined almost everywhere.

We now turn to introduce the proof of Theorem 1:

Proof of Theorem 1. Consider a zero-sum game between the market designer and an adversary, in which the adversary chooses s and the market designer chooses s_D , and then plays $\sigma^*(s_D)$. The utility of the adversary in this zero-sum game is defined to be the difference between the optimal buyer surplus $U^*(s)$, and the actual buyer surplus, $U(\sigma^*(s_D), s)$. Trivially, the value of this game is an upper bound on the overall regret, since the market designer is forced to play a BBM segmentations. Denote the utility function of the adversary in the auxiliary game by v , and by definition it holds that:

$$v(s, s_D) = U^*(s) - U(\sigma^*(s_D), s)$$

First, notice that from the non-negativity of the buyer surplus, it holds that $v(s, s_D) \leq U^*(s)$ for any s and s_D . Moreover, for any fixed segmentation σ , the buyer surplus $U(\sigma, s)$ is non-increasing as a function of s . Therefore, $s \leq s_D$ implies that $U(\sigma^*(s_D), s) \geq U(\sigma^*(s_D), s_D) = U^*(s_D)$, which means that $v(s, s_D) \leq U^*(s) - U^*(s_D)$. Altogether, for any s and s_D , it holds that $v(s, s_D)$ is bounded from above by the following function:

$$\tilde{v}(s, s_D) = \begin{cases} U^*(s), & \text{for } s > s_D \\ U^*(s) - U^*(s_D), & \text{for } s \leq s_D \end{cases}$$

Therefore, the value of the game defined by \tilde{v} is an upper bound of the value of the game defined by v , and hence it also bounds the overall regret from above.

Note that for the adversary, playing $s > b_{n-1}$ in the game defined by \tilde{v} yields utility 0 regardless of the market designer's strategy s_D , hence it is weakly a dominated strategy (e.g. by b_{n-1}). Now, for the market designer, playing $s_D > b_{n-1}$ is equivalent to b_{n-1} since $s_D \geq s$ and $U^*(s_D) = 0$. Therefore, for the purpose of finding the value of the game, it can be assumed without loss of generality that both players play $s_D > b_{n-1}$ and $s > b_{n-1}$ with probability zero.

Now, Lemma 1 implies that the game defined by \tilde{v} (after strategies elimination) satisfies the conditions of Lemma 2. Hence, the value of the game defined by \tilde{v} is $\frac{U^*(0)}{e}$, and therefore this is an upper bound on the overall regret that can be attained by a BBM segmentation of the market designer.

□

Notice that Lemma 2 enables the construction of a concrete market segmentation that guarantees this upper bound on the regret since the market designer corresponds to Player 2 in Lemma 2.

4.1 Special Case: Binary Buyer Type

We now turn to analyze the special case in which there are only two possible buyer types, namely $n = 2$. We show that in this case, the upper bound on the overall regret obtained in Theorem 1 is tight, by showing

a mixed strategy of the adversary that guarantees a regret of at least $\frac{U^*(0)}{e}$, and combined with the upper bound presented in Theorem 1 we conclude that the overall regret is precisely $\frac{U^*(0)}{e}$.

Let b_2 and b_1 be the two possible buyer valuations. Without loss of generality, we assume that $b_2 - b_1 = 1$.⁵ For any posterior $p \in \Delta(B)$ we identify p with $\mathbb{P}_p(b_1) = p$. We note that now the seller's optimal price and the buyer surplus function take the following simpler form for any given posterior p and seller valuation s :

$$\pi(p; s) := \begin{cases} b_1, & \text{for } b_1 - s \geq (b_2 - s)(1 - p) \\ b_2, & \text{for } b_1 - s < (b_2 - s)(1 - p) \end{cases}$$

$$U(p; s) := \begin{cases} 1 - p, & \text{for } b_1 - s \geq (b_2 - s)(1 - p) \\ 0, & \text{for } b_1 - s < (b_2 - s)(1 - p) \end{cases}$$

In the following technical Lemma, we use the result of Bergemann et al. (2015) to obtain a closed form of the optimal buyers surplus when s is known to the market designer:

Lemma 3. *When $n = 2$ and s is known to the market designer, the optimal buyers surplus is given by:*

$$U^*(s) = \begin{cases} 1 - \mu, & \text{for } s < b_2 - \frac{1}{\mu} \\ (b_1 - s)\mu, & \text{for } b_2 - \frac{1}{\mu} \leq s \leq b_1 \\ 0, & \text{for } s > b_1 \end{cases}$$

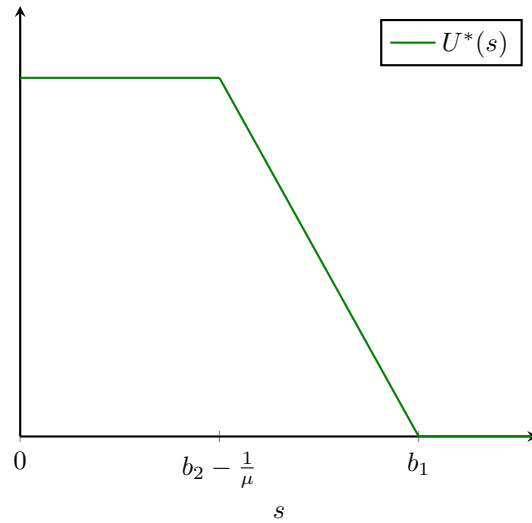


Figure 3: The optimal buyer surplus function in the case of binary buyer type.

The proof of Lemma 3 is relegated to Appendix A.3. Figure 3 visualizes the optimal buyer surplus function in the case of binary buyer type. Using this technical Lemma we can now conclude that the overall regret in the binary buyer type case is precisely $\frac{U^*(0)}{e}$:

⁵This is without loss of generality since both the regret and the optimal buyer surplus function are linear in the difference between the two buyer valuations.

Theorem 2. When $n = 2$, the overall regret is $\frac{U^*(0)}{e}$, and it is obtained by a BBM market segmentation.

In order to prove Theorem 2 we make use of the Bayesian approach presented in Subsection 3. We recall that the overall regret can be expressed in Bayesian terms (see Equation (2)). This will be now used to show that in the case of binary type case, the adversary has a strategy F in the zero-sum game that guarantees a regret of at least $\frac{U^*(0)}{e}$, which proves the tightness of the bound obtained in Theorem 1.

Proof of Theorem 2. Consider a zero-sum game between the market designer and an adversary, in which the market designer selects a market segmentation σ and the adversary selects s to maximize the regret. Note that unlike the game defined in the proof of Theorem 1, in this game the market designer is not restricted to BBM segmentations, and can choose any arbitrary market segmentation $\sigma \in \Sigma$. Denote the value of this game by R , and note that the value of this game is the overall regret. From Theorem 1, $R \leq \frac{U^*(0)}{e}$. It is therefore left to show that the adversary has a mixed strategy that guarantees a utility of at least $\frac{U^*(0)}{e}$.

For each $\beta < b_1$, define a distribution F_β such that $\text{supp}(F_\beta) = [0, \beta]$:

$$\forall p \in [0, \beta] : F_\beta(t) = \frac{b_1 - \beta}{b_1 - t}$$

for some $\beta \in [b_2 - \frac{1}{\mu}, b_1)$. Notice that the distribution has an atom at $x = 0$, and the corresponding density function is given by $f_\beta(t) = \frac{b_1 - \beta}{(b_1 - t)^2}$. Now, under the assumption that $s \sim F_\beta$, the indirect utility of the market designer, as a function of the belief $p = \mathbb{P}_p(b_1)$, is given by:

$$u_\beta(p) = (1 - p)F_\beta(t(p))$$

Plugging in F_β , we obtain:

$$u_\beta(p) = \begin{cases} 0, & \text{for } p < \frac{1}{b_2} \\ (b_1 - \beta)p, & \text{for } \frac{1}{b_2} \leq p \leq \frac{1}{b_2 - \beta} \\ 1 - p, & \text{for } p > \frac{1}{b_2 - \beta} \end{cases}$$

The concavification of the indirect utility has the following form:

$$\text{cav}(u_\beta)(p) = \begin{cases} (b_1 - \beta)p, & \text{for } p \leq \frac{1}{b_2 - \beta} \\ 1 - p, & \text{for } p \geq \frac{1}{b_2 - \beta} \end{cases}$$

Note that the concavification has the structure of a triangle (see Figure 4): for $p \leq \frac{1}{b_2 - \beta}$ it is a linear function with slope $(b_1 - \beta)$, and for $p > \frac{1}{b_2 - \beta}$ it is a linear function with slope -1 . Using the distribution family $\{F_\beta\}_{\beta < b_1}$ combined with Equation (2), we can obtain the following lower bound on the overall regret:

$$R \geq \sup_{\beta < b_1} R(F_\beta) \tag{3}$$

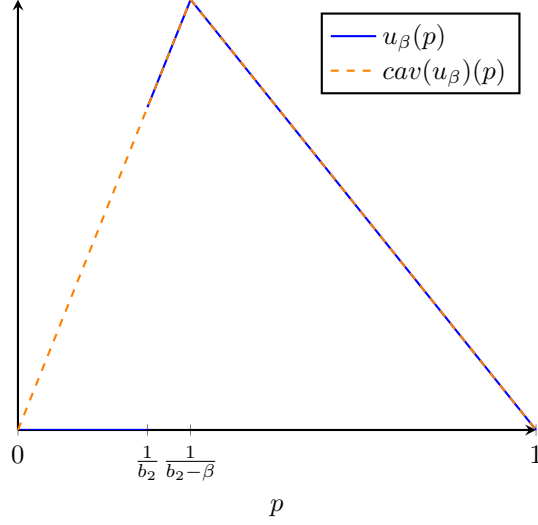


Figure 4: The indirect utility of the market designer $u_\beta(p)$ and its concavification, for a given distribution F_β over s .

Since we chose $\beta \leq b_2 - \frac{1}{\mu}$, we know that $cav(u_\beta)(\mu) = (b_1 - \beta)\mu$. It is now left to compute $\mathbb{E}_{s \sim F_\beta}[U^*(s)]$, and here we distinguish between two cases:

First case: $\mu \leq \frac{1}{b_2}$. In this case, we know that $b_2 - \frac{1}{\mu} \leq 0$. Therefore, for every s in the support of F_β , it holds that $s \geq 0 \geq b_2 - \frac{1}{\mu}$, and Lemma 3 implies that $U^*(s) = (b_1 - s)\mu$. Now,

$$\begin{aligned}
 \mathbb{E}_{s \sim F_\beta}[U^*(s)] &= F_\beta(0) \cdot U^*(0) + \int_{s=0}^{\beta} U^*(s) f_\beta(s) ds \\
 &= (b_1 - \beta)\mu + \int_{s=0}^{\beta} U^*(s) f_\beta(s) ds \\
 &= (b_1 - \beta)\mu + \mu \int_{s=0}^{\beta} (b_1 - s) \cdot \frac{b_1 - \beta}{(b_1 - s)^2} ds \\
 &= (b_1 - \beta)\mu + \mu \int_{s=0}^{\beta} \frac{b_1 - \beta}{b_1 - s} ds \\
 &= (b_1 - \beta)\mu \left(1 + \ln(b_1) - \ln(b_1 - \beta) \right) \\
 &= (b_1 - \beta)\mu \left(1 + \ln \left(\frac{b_1}{b_1 - \beta} \right) \right)
 \end{aligned}$$

Second case: $\mu > \frac{1}{b_2}$. In this case, Lemma 3 implies that for $s \in [0, b_2 - \frac{1}{\mu}]$, the optimal surplus is $U^*(s) = 1 - \mu$, and otherwise $U^*(s) = (b_1 - s)\mu$. In this case, we obtain:

$$\mathbb{E}_{s \sim F_\beta}[U^*(s)] = \int_{s=0}^{\beta} U^*(s) f_\beta(s) ds$$

$$\begin{aligned}
&= \int_{s=0}^{b_2 - \frac{1}{\mu}} U^*(s) f_\beta(s) ds + \int_{s=b_2 - \frac{1}{\mu}}^{\beta} U^*(s) f_\beta(s) ds \\
&= (1 - \mu) F_\beta \left(b_2 - \frac{1}{\mu} \right) + \mu \int_{s=b_2 - \frac{1}{\mu}}^{\beta} (b_1 - s) \cdot \frac{b_1 - \beta}{(b_1 - s)^2} ds \\
&= (1 - \mu) F_\beta \left(b_2 - \frac{1}{\mu} \right) + \mu \int_{s=b_2 - \frac{1}{\mu}}^{\beta} \frac{b_1 - \beta}{b_1 - s} ds \\
&= (1 - \mu) F_\beta \left(b_2 - \frac{1}{\mu} \right) + \mu(b_1 - \beta) \left(\ln \left(b_1 - b_2 + \frac{1}{\mu} \right) - \ln(b_1 - \beta) \right) \\
&= (1 - \mu) F_\beta \left(b_1 - \frac{1 - \mu}{\mu} \right) + \mu(b_1 - \beta) \left(\ln \left(\frac{1 - \mu}{\mu} \right) - \ln(b_1 - \beta) \right) \\
&= \mu(b_1 - \beta) + \mu(b_1 - \beta) \ln \left(\frac{1 - \mu}{\mu(b_1 - \beta)} \right)
\end{aligned}$$

Altogether, the regret with respect to F_β as a function of μ is given by:

$$R(F_\beta) = \begin{cases} \mu(b_1 - \beta) \ln \left(\frac{b_1}{b_1 - \beta} \right), & \text{for } \mu \leq \frac{1}{b_2} \\ \mu(b_1 - \beta) \ln \left(\frac{1 - \mu}{\mu(b_1 - \beta)} \right), & \text{for } \mu > \frac{1}{b_2} \end{cases}$$

Now, let $\beta^* = b_1 \left(1 - \frac{1}{e} \right)$ if $\mu \leq \frac{1}{b_2}$, otherwise $\beta^* = b_1 - \frac{1 - \mu}{e \cdot \mu}$. Plugging into (3) we obtain the following lower bound:

$$R \geq \sup_{\beta < b_1} R(F_\beta) \geq R(F_{\beta^*}) = \begin{cases} \frac{b_1 \mu}{e}, & \text{for } \mu \leq \frac{1}{b_2} \\ \frac{1 - \mu}{e}, & \text{for } \mu > \frac{1}{b_2} \end{cases} = \frac{U^*(0)}{e}$$

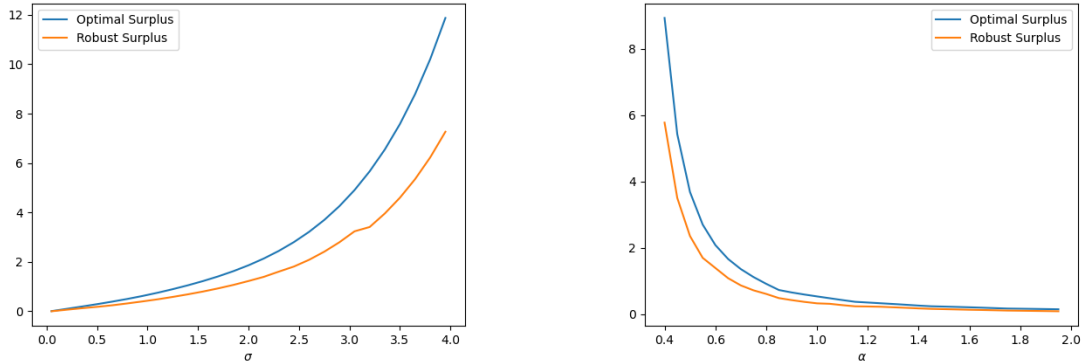
□

The result is somewhat surprising. To see why, recall that in the Bayesian setting, optimal market segmentation is not necessarily a BBM segmentation (see Example 2). However, Theorem 2 shows that in the binary buyer type case, there always exists a regret-minimizing segmentation which is indeed a BBM segmentation.

5 Experimental Results

We now turn to evaluate our robust segmentation by computing the surplus it guarantees to buyers in different markets. For this experimental setting, we consider the Bayesian model, and given a pair of buyer and seller distributions we compute the *expected optimal buyer surplus* $\mathbb{E}_{s \sim F}[U^*(s)]$, and the *expected robust buyer surplus* $\mathbb{E}_{s \sim F}[U(\sigma, s)]$, where σ is the robust market segmentation that guarantees the overall regret upper bound of Theorem 1. While the first reflects the surplus obtained by a market designer who knows the exact valuation of the seller (and is realized by applying the algorithm of Bergemann et al., 2015), the latter is the result when the designer is devoid of any knowledge, including the seller's valuation distribution. This is the surplus that is obtained by our main result.

Results We evaluate our robust segmentation with respect to markets in which the seller and buyer distributions are identical, meaning that the seller’s valuation s is sampled from the distribution μ (independently from the buyer’s valuation). Following the work of [Coad \(2009\)](#), we consider two distribution families that represent actual product quality distributions in markets: the Pareto distribution and the Lognormal distribution. In the following simulations, we performed a discretization of these continuous distributions, using $n = 15$ discrete values that approximate the continuous distribution.⁶ For the Pareto distribution, we run simulations with varying parameter α , and for the lognormal distribution we fix the expectation of the distribution across all experiments and run simulations with varying parameter σ .⁷ Figure 5 shows the expected optimal surplus achieved by the algorithm of [Bergemann et al. \(2015\)](#) (under the assumption that s is known), and the expected robust surplus achieved by our segmentation (that relies on knowing the true s). Notable, for all tested distributions, the robust surplus provides a good approximation of the optimal surplus.



(a) Seller and buyer have a Lognormal distribution with fixed expectation and standard deviation σ .

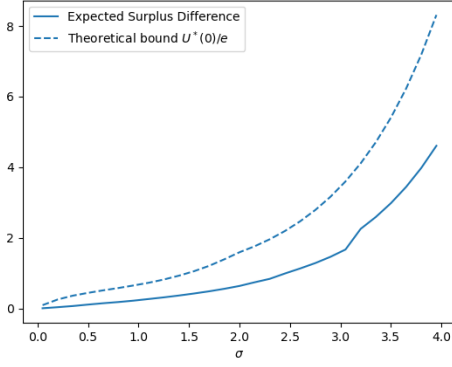
(b) Seller and buyer have a Pareto distribution with parameter α .

Figure 5: Expected optimal and robust surplus as a function of a shared seller and buyer distribution parameter.

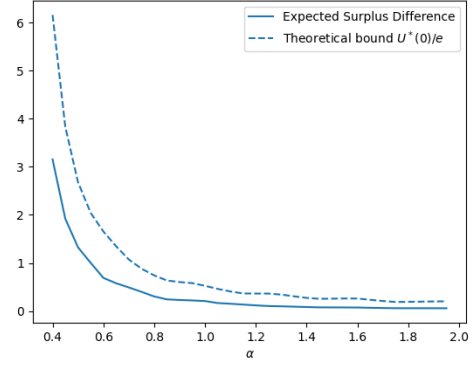
Our main result guarantees that the maximal difference between the optimal surplus and the robust surplus is at most $\frac{U^*(0)}{e}$. Our experiment reveals that in practice, for these realistic seller and buyer distributions, the expected difference between the two terms is significantly lower: Figure 6 shows this expected difference $\mathbb{E}_{s \sim F}[U^*(s) - U(\sigma, s)]$ compared to the theoretical upper bound $\frac{U^*(0)}{e}$, and demonstrates that the actual expected difference is much lower in practice. This implies that in some settings (which might be considered as realistic, following [Coad, 2009](#)) our robust segmentation performs significantly better than our worst-case bound on the overall regret.

⁶Transforming a continuous distribution F into a discrete random variable with support of size n is done by taking the values to be $b_i = \frac{i}{n} \cdot F^{-1}(1 - \epsilon)$ for a small $\epsilon > 0$, with weights corresponding to $F(b_i) - F(b_{i-1})$, where we define $b_0 = 0$.

⁷More precisely, σ is the standard deviation for the random variable $X \sim \mathcal{N}(m, \sigma^2)$, for which $Y = e^X$ has a lognormal distribution (where we fix $m = 1$).



(a) Seller and buyer have a Lognormal distribution with fixed expectation and standard deviation σ .



(b) Seller and buyer have a Pareto distribution with parameter α .

Figure 6: Expected difference between optimal and robust surplus, and its theoretical upper bound, as a function of a shared seller and buyer distribution parameter.

6 Conclusions

This work studies the celebrated price discrimination problem of [Bergemann et al. \(2015\)](#) under the relaxation of a major assumption of complete information about the valuation of the seller. We began by introducing the natural Bayesian model, in which the designer only knows a prior distribution of the seller’s type, and demonstrated its complexity in terms of buyer-optimal information revelation policy characterization. Then, we turn to the robust approach, in which instead of assuming a prior distribution we rather focus on bounding the worst-case buyer surplus. Our main results suggest that our two-stage approach of sampling a seller valuation and acting *as if* this was the true seller valuation, obtains an upper bound on the overall regret. We further show that this bound is indeed tight in the binary buyer type case. Lastly, we demonstrated that in some realistic markets, our approach yields a regret which is even better than the worst-case guarantee. The question of whether the upper bound on the overall regret is tight for an arbitrary number of buyer types is left as an interesting open question.

We argue that many realistic applications of third-degree price discrimination have the property of partial (or even completely no) information of the seller’s valuation. As an example, consider an online retail platform, such as Amazon or eBay, that can control the information available to the seller about potential buyers by selective presentation of users’ information. Such platforms may be interested in preserving the average satisfaction of their uses, which translates into maximizing the buyers’ surplus in our price discrimination model. In this scenario, it is unreasonable to assume that the market designer knows exactly how much the seller appreciates her product. In such a use case, our approach enables the platform to achieve a great level of user satisfaction *regardless* of the actual seller type, which may be considered as an extremely strong guarantee.

Acknowledgements

Itai Arieli gratefully acknowledges support from the Israel Science Foundation (grant agreement 2029464). Yakov Babichenko gratefully acknowledges support from the Bi-national Science Foundation (NSF-BSF grant # 2021680). The work by Moshe Tennenholtz and Omer Madmon was supported by funding from the European Research Council (ERC) under the European Union’s Horizon 2020 research and innovation programme (grant agreement 740435).

References

- Reza Alijani, Siddhartha Banerjee, Kamesh Munagala, and Kangning Wang. The limits of an information intermediary in auction design. In *Proceedings of the 23rd ACM Conference on Economics and Computation*, pages 849–868, 2022.
- Itai Arieli, Omer Madmon, and Moshe Tennenholtz. Reputation-based persuasion platforms, 2023.
- Robert J Aumann, Michael Maschler, and Richard E Stearns. *Repeated games with incomplete information*. MIT press, 1995.
- Yakov Babichenko, Inbal Talgam-Cohen, Haifeng Xu, and Konstantin Zabarnyi. Regret-minimizing bayesian persuasion. *Games and Economic Behavior*, 136:226–248, 2022.
- Siddhartha Banerjee, Kamesh Munagala, Yiheng Shen, and Kangning Wang. Fair price discrimination. *arXiv preprint arXiv:2305.07006*, 2023.
- Dirk Bergemann, Benjamin Brooks, and Stephen Morris. The limits of price discrimination. *American Economic Review*, 105(3):921–57, 2015. doi: 10.1257/aer.20130848. URL <https://www.aeaweb.org/articles?id=10.1257/aer.20130848>.
- Dirk Bergemann, Paul Duetting, Renato Paes Leme, and Song Zuo. Calibrated click-through auctions. In *Proceedings of the ACM Web Conference 2022*, pages 47–57, 2022.
- Yang Cai, Federico Echenique, Hu Fu, Katrina Ligett, Adam Wierman, and Juba Ziani. Third-party data providers ruin simple mechanisms. *Proceedings of the ACM on Measurement and Analysis of Computing Systems*, 4(1):1–31, 2020.
- Matteo Castiglioni, Andrea Celli, Alberto Marchesi, and Nicola Gatti. Online bayesian persuasion. *Advances in Neural Information Processing Systems*, 33:16188–16198, 2020.
- Alex Coad. On the distribution of product price and quality. *Journal of Evolutionary Economics*, 19: 589–604, 2009.

- Maxime C Cohen, Adam N Elmachtoub, and Xiao Lei. Price discrimination with fairness constraints. *Management Science*, 68(12):8536–8552, 2022.
- Rachel Cummings, Nikhil R Devanur, Zhiyi Huang, and Xiangning Wang. Algorithmic price discrimination. In *Proceedings of the Fourteenth Annual ACM-SIAM Symposium on Discrete Algorithms*, pages 2432–2451. SIAM, 2020.
- Piotr Dworczak and Alessandro Pavan. Preparing for the worst but hoping for the best: Robust (bayesian) persuasion. *Econometrica*, 90(5):2017–2051, 2022.
- Michele Flammini, Manuel Mauro, and Matteo Tonelli. On fair price discrimination in multi-unit markets. *Artificial Intelligence*, 290:103388, 2021.
- Emir Kamenica and Matthew Gentzkow. Bayesian persuasion. *American Economic Review*, 101(6):2590–2615, 2011.
- Shao-Heng Ko and Kamesh Munagala. Optimal price discrimination for randomized mechanisms. In *Proceedings of the 23rd ACM Conference on Economics and Computation*, pages 477–496, 2022.
- Jieming Mao, Renato Paes Leme, and Kangning Wang. Interactive communication in bilateral trade. *arXiv preprint arXiv:2106.02150*, 2021.
- Roger B Myerson and Mark A Satterthwaite. Efficient mechanisms for bilateral trading. *Journal of economic theory*, 29(2):265–281, 1983.
- Arthur Pigou. *The economics of welfare*. Routledge, 1920.
- Weiran Shen, Pingzhong Tang, and Yulong Zeng. A closed-form characterization of buyer signaling schemes in monopoly pricing. In *Proceedings of the 17th International Conference on Autonomous Agents and MultiAgent Systems*, pages 1531–1539, 2018.

A Omitted Proofs

A.1 Proof of Lemma 1

Proof. First, notice that $U^*(\cdot)$ is continuous and non-negative by definition. As for its differentiability and monotonicity properties, we first recall that the optimal market segmentation $\sigma^*(s)$ takes the following form: if $b_1 = \pi(\mu; s)$ then the optimal market segmentation consists of the prior buyer distribution solely, i.e. $\sigma^*(\mu) = 1$. Otherwise, it consists of a set of at most n posteriors, such that at any posterior p the seller is indifferent between the monopolistic price $\pi(\mu; s)$ and the lowest buyer type in the support of p . Since the optimal price $\pi(\mu; s)$ is weakly decreasing in s , we get that there must exist some s^* such that no segmentation is optimal if and only if $s < s^*$.

Next, note that $U^*(\cdot)$ is differentiable up to a finite number of points, corresponding to the set of points for which the seller is indifferent between several prices.

It can be now seen from Equation (1) that whenever no segmentation is optimal (namely $s < s^*$, which means $i^* = 1$), $U^*(\cdot)$ is constant and equals $\sum_{j=1}^n \mu_j \cdot (b_j - b_1)$.

Next, assume that $s^* \leq s < b_{n-1}$, and in particular $i^* > 1$. It is clear that in this case $i^* < n$ (since setting the price b_n yields zero utility for the seller, while setting it to e.g. b_{n-1} yields some positive utility, since buyers of type b_n will buy the product). In this case, the optimal buyer surplus can be written as follows:

$$U^*(s) = \sum_{j < i^*} \mu_j \cdot \max\{b_j - s, 0\} + \sum_{j \geq i^*} \mu_j \cdot (\max\{b_j - s, 0\} - (b_{i^*} - s))$$

For all $j \geq i^*$ it holds that $b_j \geq b_{i^*} \geq s$, and therefore $\max\{b_j - s, 0\} - (b_{i^*} - s) = b_j - b_{i^*}$. Hence, the rightmost sum is independent of s . In addition, there exists at least one $j < i^*$ for which $b_j > s$ and the leftmost sum is strictly decreasing as a sum of strictly decreasing functions. Finally, it is clear that when $s \geq b_{n-1}$, the optimal price corresponds to the highest buyer type (namely, $i^* = n$), and $U^*(s) = 0$.

□

A.2 Proof of Lemma 2

Proof. Let us consider a mixed strategy profile, in which player 1 chooses a distribution with density f and CDF F , and player 2 chooses a distribution with density g , both with support $[\alpha, \delta]$ for some $\alpha < \delta \leq \beta$ (where the distribution f also has an atom at zero). Then, (f, g) is a mixed Nash equilibrium if the following indifference conditions hold:

1. $v(x, g)$ is independent of x .
2. $v(f, y)$ is independent of y , for $y \in [\alpha, \delta]$.
3. $v(f, y) \leq v(f, \delta)$ for $y \notin [\alpha, \delta]$.

To satisfy the first condition, we require:

$$\frac{\partial v(x, g)}{\partial x} = 0$$

Since $v(x, g) = u(x) - \int_{y=x}^{\delta} g(y)u(y)dy$, the above condition holds if and only if:

$$u'(x) + g(x)u(x) = 0 \Leftrightarrow g(x) = -\frac{u'(x)}{u(x)}$$

Notice that indeed $g \geq 0$, since u is non-increasing and nonnegative. Now, δ can be found using the normalization constraint of the distribution g :

$$\begin{aligned}
1 &= \int_{x=\alpha}^{\delta} g(x)dx = - \int_{x=\alpha}^{\delta} \frac{u'(x)}{u(x)} \cdot dx = \ln(u(\alpha)) - \ln(u(\delta)) \\
\Rightarrow \ln(u(\delta)) &= \ln(u(\alpha)) - \ln(e) = \ln\left(\frac{u(\alpha)}{e}\right) \Rightarrow u(\delta) = \frac{u(\alpha)}{e} = \frac{u(0)}{e}
\end{aligned}$$

where the last equality come from the fact that u is constant in range $[0, \alpha]$.

As for the second condition, note that for any $y \in [\alpha, \delta]$:

$$v(f, y) = \mathbb{E}_{x \sim f} [u(x)] - F(y)u(y)$$

The condition holds for $F(y) = \frac{c}{u(y)}$ for some constant $c > 0$ (note that the distribution has an atom at zero). Note that F is a valid CDF since u is strictly decreasing in $[\alpha, \delta]$. Now it is left to find c for which this indifference holds for any $y \in [\alpha, \delta]$:

$$F(\delta) = 1 \Leftrightarrow c = u(\delta)$$

If $y < \alpha$, it holds that $F(y) = 0$ and clearly $v(f, y)$ increases - hence it is not beneficial for player 2 who aims to minimize v . Lastly, note that for $y > \delta$, the term $F(y)u(y)$ decreases, hence $v(f, y)$ increases - and therefore player 2 does not assign a positive probability for any $y \notin [\alpha, \delta]$ when player 1 plays f .

Overall, we obtain that (f, g) is a mixed Nash equilibrium, and the value of the game is $u(\delta) = \frac{u(0)}{e}$, as δ is the highest action played by player 2 with positive probability, and player 1 is indifferent and might as well play δ with probability 1. In that case, $x > y$ with probability 1, and hence the value is $u(\delta)$. □

A.3 Proof of Lemma 3

Proof. First, it is clear that if $s > b_1$ the seller never sells the product regardless of the segmentation, and therefore the buyer surplus is always zero. Assume now that this is not the case. Consider the equivalent market segmentation problem without seller valuation, and with buyer types $\tilde{b}_i := b_i - s$ for $i \in \{1, 2\}$. From [Bergemann et al. \(2015\)](#), if \tilde{b}_1 is an optimal price in $(\mu, 1 - \mu)$, then no segmentation is optimal, and the buyer surplus is simply $1 - \mu$. This happens if and only if:

$$\tilde{b}_1 \geq \tilde{b}_2(1 - p) \Leftrightarrow s \leq b_2 - \frac{1}{\mu}$$

otherwise, a segmentation that maximizes the buyer surplus is of the following form:

$$\begin{aligned}
(0, 1) &\text{ w.p. } \alpha, \\
(p, 1 - p) &\text{ w.p. } 1 - \alpha
\end{aligned}$$

Such that at the posterior $(p, 1-p)$ the seller is indifferent between prices \tilde{b}_1 and \tilde{b}_2 , and Bayes plausibility holds. The buyer surplus is $(1-p)(1-\alpha)$. The seller's indifference condition yields:

$$\tilde{b}_1 = \tilde{b}_2(1-p) \Rightarrow 1-p = \frac{\tilde{b}_1}{\tilde{b}_2} \quad (4)$$

and from the Bayes plausibility condition:

$$x(1-\alpha) = \mu \Rightarrow 1-\alpha = \frac{\mu}{x} \quad (5)$$

Combining (4) and (5), we get:

$$(1-p)(1-\alpha) = \frac{\tilde{b}_1}{\tilde{b}_2} \cdot \frac{\mu}{1 - \frac{\tilde{b}_1}{\tilde{b}_2}} = \tilde{b}_1 \mu = (b_1 - s)\mu$$

Finally, notice that for $s = b_2 - \frac{1}{\mu}$, $(b_1 - s)\mu = 1 - \mu$.

□