

Simultaneous Computation and Communication over MAC

Matthias Frey*, Igor Bjelaković^{†‡}, Michael C. Gastpar[§], and Jingge Zhu*

*Department of Electrical and Electronic Engineering, The University of Melbourne, Australia

[†]Fraunhofer Heinrich Hertz Institute, Berlin, Germany [‡]Technische Universität Berlin, Germany

[§]École Polytechnique Fédérale de Lausanne, Switzerland

Abstract

We study communication over a Gaussian multiple-access channel (MAC) with two types of transmitters: Digital transmitters hold a message from a discrete set that needs to be communicated to the receiver with vanishing error probability. Analog transmitters hold sequences of analog values, and some functions of these distributed values (but not the values themselves) need to be conveyed to the receiver, subject to a fidelity criterion such as mean squared error (MSE) or a certain maximum error with given confidence. For the case in which the computed function for the analog transmitters is a sum of values in $[-1, 1]$, we derive inner and outer bounds for the tradeoff of digital and analog rates of communication under peak and average power constraints for digital transmitters and a peak power constraint for analog transmitters. We then extend the achievability result to a class of functions that includes all linear and some non-linear functions. The practicality of our proposed communication scheme is shown in channel simulations that use a version of the scheme based on low density parity check (LDPC) coding and evaluate the system performance for different block lengths and Gaussian as well as non-Gaussian noise distributions.

I. INTRODUCTION

Over-the-Air Computation (OTA-C) is a class of joint source-channel communication schemes that can be used whenever data from a large number of transmitters has to be collected in such a way that the receiver requires some function of the transmitted data, but not necessarily all of the individual data points. OTA-C schemes can be roughly divided into two classes: Digital (or coded) OTA-C and analog (or uncoded) OTA-C. While digital schemes are vastly more efficient in terms of energy and spectrum usage (with some notable exceptions [1]), analog schemes have much simpler transceiver designs, are more versatile with respect to what functions they can compute, and are often more robust to practical inhibitions such as small synchronization errors. This makes them easier to use for emerging applications such as distributed sensing, distributed control, and distributed learning in large wireless networks. Because of this, there has been a growing research interest in analog OTA-C schemes over the last few years, despite their drawbacks in comparison to digital schemes when it comes to efficiency. One feature that many analog OTA-C schemes share and which ostensibly is the main reason for their low efficiency is that they combat the influence of channel noise and fading by repeating the same transmission multiple times. In this work, we take a slightly different perspective and show that this type of repeated transmission of the same signal can be combined with digitally coded communication in such a way that the spectral efficiency of the resulting communication system is much better than one would ordinarily expect of a communication system that employs repeated transmissions of the same signal. We propose a novel *hybrid* communication scheme in which digital communications are encoded in such a way that they do not disturb and are not disturbed by analog OTA-C that is executed concurrently through the same channel.

A. Prior Work

a) *OTA-C*: Digital OTA-C was first proposed and analyzed in [2]. First ideas for analog OTA-C of sums can be traced back to [3]. A larger class of functions for OTA-C was considered in [4], and in [5], [6], a systematic approach for the analog OTA-C of a large class of functions was proposed. This is the first work to make the connection between OTA-C and nomographic representations of the functions to be computed which means that a large class of functions can essentially be reduced to a summation for the sake of OTA-C schemes. Applications of OTA-C include physical layer network coding [2], [7], distributed control [8], distributed sensing [4], and distributed optimization for federated learning [9]. There has been a tremendous development of research in OTA-C, in particular over the last few years. For a comprehensive overview of the field, we direct the reader to the surveys [10], [11].

Part of this work has been accepted for presentation at the 2024 IEEE International Symposium of Information Theory (ISIT), Athens, Greece.

The work of J. Zhu was supported in part by the Australian Research Council under project DE210101497. I. Bjelaković acknowledges support by the German Research Foundation (DFG) under grant STA 864/15-1 and financial support by the Federal Ministry of Education and Research of Germany in the program of “Souverän. Digital. Vernetzt.”. Joint project 6G-RIC, project identification numbers: 16KISK020K, 16KISK030. This research was supported by The University of Melbourne’s Research Computing Services and the Petascale Campus Initiative.

b) Co-existence of Digital Communication and Analog OTA-C in Wireless Networks: In [12], the authors consider a cellular network with multiple-input multiple-output (MIMO) transceivers in which three different tasks need to be reconciled in the same wireless frequency band but with a partial separation in time and space (with the use of beamforming): Power delivery from the base station to the network nodes, digital communications, and analog OTA-C. The authors solve an optimization problem to derive beamformers and power management which optimize the analog MSE while adhering to transmitter power constraints and guaranteeing certain minimum signal-to-interference-and-noise ratios (SINRs) for digital communication. A similar scenario, but for the simultaneous tasks of digital communication, analog OTA-C, and sensing was considered in [13], and only for digital communication and analog OTA-C in [14]. In [15], the authors establish a tradeoff between the performances of the three tasks of digital communication, analog OTA-C, and sensing. Reflective intelligent surfaces (RISs) are used for a partial spatial separation of digital communication and analog OTA-C in [16], and the authors use power control to achieve a tradeoff between the performance of the digital and analog parts of the system. A central assumption of this work is that the signal from the analog transmitters is weaker at the receiver than the signal from the digital transmitters which enables the use of successive interference cancellation at the decoder. A common feature of all of these works is that they at least partially separate the digital and analog signals in the spatial domain, either with MIMO beamforming or with RISs. Moreover, there is always a residual impact on SINR or MSE of the digital and analog parts of the system from the respective other part of the system.

Our present study is complementary to these existing works in that we approach the problem of co-existence of digital communication systems and analog OTA-C from an information-theoretic angle. We separate the digital and analog signals purely by coding instead of exploiting spatial modes, establishing a different type of tradeoff between the digital and analog communication rates which works regardless of how strong the signal of the analog transmitters is compared to the digital transmitters. While we do consider a simpler channel model, our approach requires neither the presence of RIS in the channel nor of multiple antennas at transmitting or receiving nodes.

c) Hybrid Digital/Analog Coding Schemes: This is a class of joint source-channel coding schemes that exhibit characteristics of both digital coding and analog uncoded transmission. To the best of our knowledge, they were first proposed under this name in [17] as a means to make transmission of a Gaussian source through a point-to-point additive white Gaussian noise (AWGN) channel more robust against deviations from the modeling assumptions. First ideas of this type of codes can be traced back to the systematic source-channel codes introduced in [18] for a scenario with side information. Several later works have applied hybrid digital/analog coding schemes to different scenarios, such as relay channels [19] and MAC [20]. A unified framework for hybrid digital/analog coding schemes that recovers many of these older results was proposed in [21]. For a more extensive list of works on this topic and a more detailed discussion of these works, we refer the reader to the literature section in [21].

These papers employ coding schemes that have features both of digital coding and analog uncoded transmission to a joint source-channel coding problem. Our present work differs from this in that we employ either analog or digital coding schemes at different transmitters based on what type of information the particular transmitter conveys, and that we perform OTA-C based on analog values. Therefore, both the communication scenario and the methodology are fundamentally different, although we do draw on the basic idea of combining digital coding techniques and analog transmissions concurrently in the same communication system.

B. Contribution and Outline

The contribution of this paper can be summarized as follows:

- We propose a system model for communication through a MAC in which there are analog transmitters that perform OTA-C and digital transmitters that each communicate a message to a receiver. Both types of transmitters share the same channel.
- For the case of a channel with AWGN and no fading, we derive inner and outer bounds for the tradeoff between the rates of digital communication and the number of function values that are computed with OTA-C. For this, we focus on functions of sums of values in the interval $[-1, 1]$. Our bounds hold under peak and average power constraints at the digital transmitters and a peak power constraint at the analog transmitters.
- We show that the communication schemes used for the achievability proofs can be modified in a straightforward way to compute the same class $\mathfrak{F}_{\text{mon}}$ of functions as the scheme proposed in [22]. $\mathfrak{F}_{\text{mon}}$ contains all linear functions such as weighted averages which are of particular interest in distributed learning applications, but also some nonlinear functions such as p -norms for $p \geq 1$. This is due to the observation [5], [6] that summation can be seen as the prototypical function for OTA-C since via suitable nomographic representations, a large class of function computations can be reduced to summation.
- The hybrid communication schemes we propose for the achievability part of our main result are derived from codes for standard MAC communication by the use of computationally inexpensive additional processing steps at the transmitters and the receiver. In the theoretical part of this work, we apply them to random MAC codes for simplicity, but they are compatible with arbitrary MAC codes. This means that the communication schemes we propose are in principle suitable

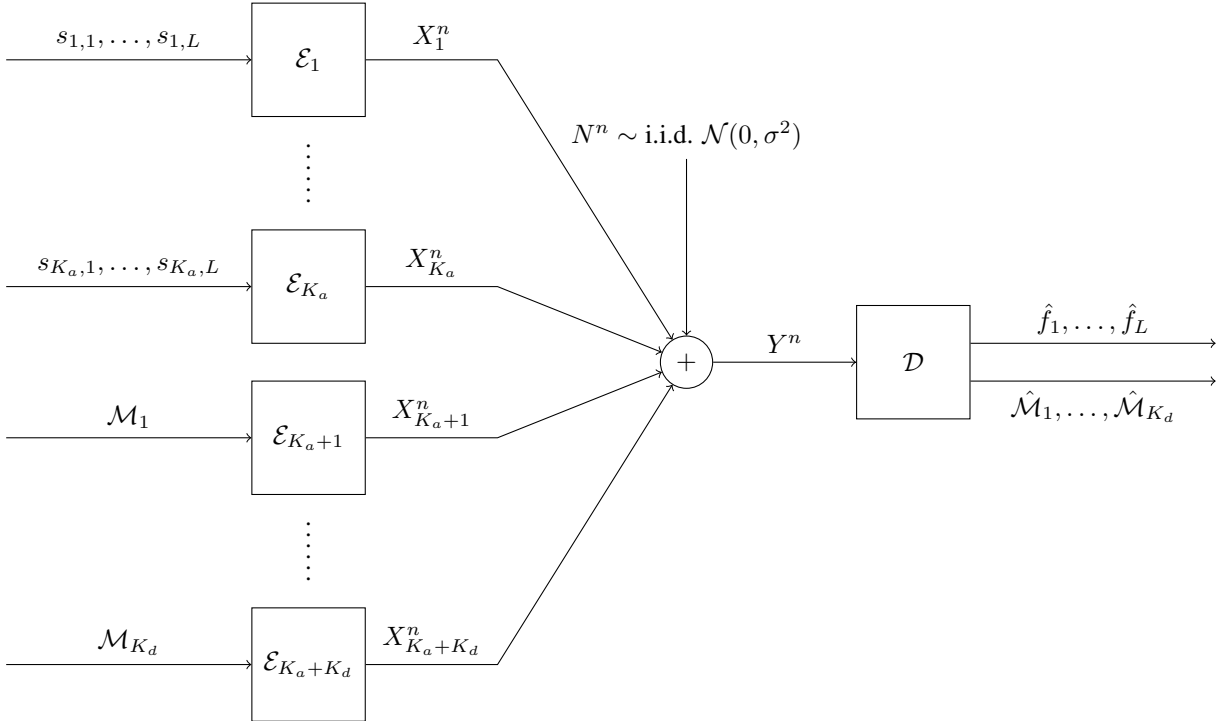


Fig. 1: System model for Simultaneous Over-the-Air Computation and Communication (SOCC).

for real-world communication systems when used for instance with LDPC or polar codes. To illustrate this point, we have conducted channel simulations with our proposed Simultaneous Over-the-Air Computation and Communication (SOCC) scheme, using digital LDPC coding and modulation from the fifth-generation technology standard for cellular networks (5G). Our simulations include both short and moderate block lengths, and we have tested both Gaussian and non-Gaussian noise, showing a moderate degradation of performance as the channel noise deviates from a Gaussian distribution.

In Section II, we introduce the novel system model for analog OTA-C and digitally coded communication through the same channel. In Section III, we define the rate tradeoff region that we study in this paper and summarize our result on the bounds of this region. We also plot sum rate bounds for numerical examples, showing that while our bounds are not tight, they do establish that there is a meaningful tradeoff between the rates of digital communications and the number of OTA-Cs that can be performed for the system model we propose. Section IV is devoted to the achievability part of our main result. In particular, in Section IV-A we give details on how digital codes that are compatible with concurrent OTA-C can be constructed given *any* base code for communication through a MAC (including practically relevant schemes such as LDPC and polar codes). The converse part of the main result is proven in Section V. This proof is an extension of the standard technique used to derive converse results for the Gaussian MAC. In Section VI, we show how the achievability part of the main result can be extended to compute any function in the class $\mathfrak{F}_{\text{mon}}$ introduced in [22]. Finally, we summarize the results of our numerical simulations in Section VII.

II. SYSTEM MODEL

A. Channel and Communication Model

In this work, we consider a combination of analog OTA-C and digital computation over a shared MAC with AWGN. The representation of this channel in terms of random variables is

$$Y = X_1 + \dots + X_K + N, \quad (1)$$

where X_1, \dots, X_K are the channel inputs, Y is the channel output, and $N \sim \mathcal{N}(0, \sigma^2)$. For simplicity, we focus on the case where each transmitter conveys either a digital message or analog values for OTA-C: There are K_a analog transmitters, indexed $1, \dots, K_a$, and K_d digital transmitters, indexed K_a+1, \dots, K_a+K_d , where the total number of transmitters is $K = K_a + K_d$. Transmitters and receiver are connected via the channel \mathcal{W} defined in (1), which they can use a total of n times. A SOCC scheme, depicted in Fig. 1, consists of analog pre-processors $\mathcal{E}_1, \dots, \mathcal{E}_{K_a}$, digital pre-processors $\mathcal{E}_{K_a+1}, \dots, \mathcal{E}_{K_a+K_d}$, and a post-processor \mathcal{D} .

Each analog transmitter $k \in [K_a] := \{1, \dots, K_a\}$ holds analog values $s_{k,1} \in \mathcal{S}_{k,1}, \dots, s_{k,L} \in \mathcal{S}_{k,L}$ which are passed through \mathcal{E}_k to create a channel input sequence X_k^n . The pre-processor output is subject to a peak amplitude constraint of $\mathcal{A}_a > 0$. This means that for every $k \in [K_a]$, the pre-processor \mathcal{E}_k has to satisfy

$$\forall s_{k,1} \in \mathcal{S}_{k,1}, \dots, s_{k,L} \in \mathcal{S}_{k,L} : \|\mathcal{E}_k(s_{k,1}, \dots, s_{k,L})\|_\infty \leq \mathcal{A}_a, \quad (2)$$

where $\|\cdot\|_\infty$ denotes the maximum norm on real Euclidean spaces. This amplitude constraint automatically implies an average power constraint

$$\forall s_{k,1} \in \mathcal{S}_{k,1}, \dots, s_{k,L} \in \mathcal{S}_{k,L} : \frac{1}{n} \|\mathcal{E}_k(s_{k,1}, \dots, s_{k,L})\|^2 \leq \mathcal{A}_a^2, \quad (3)$$

where $\|\cdot\|$ denotes the standard Euclidean norm.

Each digital transmitter $K_a + k$, $k \in [K_d]$, holds a message $\mathcal{M}_k \in [M_k]$. The message is passed through \mathcal{E}_{K_a+k} which outputs a channel input sequence $X_{K_a+k}^n$. For the digital encoder outputs, we impose a maximum amplitude constraint

$$\forall m \in [M_k] : \|\mathcal{E}_{K_a+k}(m)\|_\infty \leq \mathcal{A}_k \quad (4)$$

and a separate average power constraint

$$\forall m \in [M_k] : \frac{1}{n} \|\mathcal{E}_{K_a+k}(m)\|^2 \leq \mathcal{P}_k. \quad (5)$$

The channel input sequences $X_1^n, \dots, X_{K_a+K_d}^n$ are then passed through the n -fold product channel \mathcal{W}^n . The receiver passes the channel output sequence Y^n through \mathcal{D} which outputs analog Over-the-Air (OTA) computed function estimates $\hat{f}_1, \dots, \hat{f}_L$, along with estimates $\hat{\mathcal{M}}_1, \dots, \hat{\mathcal{M}}_{K_d}$ of the digital messages.

We assume that there is a tuple

$$f^{(1)} : \mathcal{S}_{1,1} \times \dots \times \mathcal{S}_{K_a,1} \rightarrow \mathbb{R}, \dots, f^{(L)} : \mathcal{S}_{1,L} \times \dots \times \mathcal{S}_{K_a,L} \rightarrow \mathbb{R}$$

of functions (known to all transmitters and the receiver) that are to be OTA computed. The function estimates $\hat{f}_1, \dots, \hat{f}_L$ should closely approximate the functions $f^{(1)}, \dots, f^{(L)}$.

B. Error Criteria for OTA-C

We next introduce criteria for the approximation quality of the OTA-C results at the receiver that we consider in this paper. All of these criteria derive from widely known and used mathematical approximation criteria.

Definition 1. Let $f : \mathcal{S}_1 \times \dots \times \mathcal{S}_K \rightarrow \mathbb{R}$ be a function that is to be OTA computed between K transmitters and a receiver, let, for all $k \in [K]$, $s_k \in \mathcal{S}_k$ be the function argument that transmitter k holds,¹ and let \hat{f} be the estimate of $f(s_1, \dots, s_K)$ which the receiver obtains as a result of carrying out the OTA-C scheme. We then define the following approximation criteria:

1) We say that \hat{f} (ε, δ) -approximates f if uniformly for all $s_1 \in \mathcal{S}_1, \dots, s_K \in \mathcal{S}_K$,

$$\mathbb{P} \left(\left| f(s_1, \dots, s_K) - \hat{f} \right| > \varepsilon \right) \leq \delta.$$

2) We say that \hat{f} approximates f with MSE V if

$$\mathbb{E} \left(\left(f(s_1, \dots, s_K) - \hat{f} \right)^2 \right) \leq V$$

for all $s_1 \in \mathcal{S}_1, \dots, s_K \in \mathcal{S}_K$.

3) We say that \hat{f} is a Gaussian approximation of f with variance V if

$$\hat{f} \sim \mathcal{N}(f(s_1, \dots, s_K), V)$$

for all $s_1 \in \mathcal{S}_1, \dots, s_K \in \mathcal{S}_K$, where $\mathcal{N}(\mu, \sigma^2)$ denotes the normal distribution with mean μ and variance σ^2 .

In the following lemma, we summarize some known and immediate implications between these approximation criteria.

Lemma 1. Let f be the function that is OTA computed, and let \hat{f} be the estimate of $f(s_1, \dots, s_K)$ at the receiver. We then have the following relations between the criteria in Definition 1:

1) If \hat{f} is a Gaussian approximation of f with variance V , then

- a) \hat{f} approximates f with MSE V , and
- b) for every $\varepsilon \in (0, \infty)$, \hat{f} (ε, δ) -approximates f with

$$\delta = \frac{1}{\varepsilon} \sqrt{\frac{2}{\pi}} \exp \left(-\frac{\varepsilon^2}{2} \right).$$

¹We treat each s_k as a deterministic quantity that can take any value in \mathcal{S}_K . For stochastic scenarios, this means in particular that direct results specialize to every probability distribution supported on \mathcal{S}_K , and even to the case that there are stochastic dependencies between different s_k .

2) If for every $\varepsilon \in (0, \infty)$, we have $\delta(\varepsilon) \in [0, 1]$ such that $\hat{f}(\varepsilon, \delta(\varepsilon))$ -approximates f and δ is a measurable function of ε , then \hat{f} approximates f with MSE

$$V = \int_0^\infty \delta(\sqrt{\varepsilon}) d\varepsilon.$$

3) If \hat{f} approximates f with MSE V , then, for every $\varepsilon \in \mathbb{R}$, $\hat{f}(\varepsilon, V/\varepsilon^2)$ -approximates f .

Proof. 1a) is immediate. For 1b), we apply [23, Proposition 2.1.2]) to derive

$$\mathbb{P}\left(\left|f(s_1, \dots, s_K) - \hat{f}\right| \geq \varepsilon\right) = \mathbb{P}\left(f(s_1, \dots, s_K) - \hat{f} \geq \varepsilon\right) + \mathbb{P}\left(\hat{f} - f(s_1, \dots, s_K) \geq \varepsilon\right) = 2 \cdot \frac{1}{\varepsilon} \frac{1}{\sqrt{2\pi}} \exp\left(-\frac{\varepsilon^2}{2}\right).$$

For 2), we use [24, eq. 21.9] to obtain

$$\mathbb{E}\left(\left(f - f(s_1, \dots, s_K)\right)^2\right) = \int_0^\infty \mathbb{P}\left(\left(f(s_1, \dots, s_K) - \hat{f}\right)^2 \geq \varepsilon\right) d\varepsilon = \int_0^\infty \mathbb{P}\left(\left|f(s_1, \dots, s_K) - \hat{f}\right| \geq \sqrt{\varepsilon}\right) d\varepsilon.$$

For 3), we proceed very closely to the proof of Chebyshev's inequality and get

$$\mathbb{P}\left(\left|f(s_1, \dots, s_K) - \hat{f}\right| \geq \varepsilon\right) = \mathbb{P}\left(\left(f(s_1, \dots, s_K) - \hat{f}\right)^2 \geq \varepsilon^2\right) \leq \frac{\mathbb{E}\left(\left(f(s_1, \dots, s_K) - \hat{f}\right)^2\right)}{\varepsilon^2}. \quad \square$$

So Gaussian approximation is the most stringent criterion, implying both MSE approximation and exponentially good (ε, δ) -approximation, with the other two notions implying each other.

C. Digital Decoding Error

For the digital messages, we consider the reconstruction error probability

$$\varepsilon_{\text{dec}} := \mathbb{P}\left(\mathcal{M}_1 \neq \hat{\mathcal{M}}_1 \vee \dots \vee \mathcal{M}_{K_d} \neq \hat{\mathcal{M}}_{K_d}\right), \quad (6)$$

under uniform distributions of $\mathcal{M}_1, \dots, \mathcal{M}_{K_d}$ (average error criterion).

III. MAIN RESULT

For any given SOCC scheme, we define its digital rates as $(\log(M_1)/n, \dots, \log(M_{K_d})/n)$. Moreover, we define its analog rate as L/n .

Definition 2. For $R_1, \dots, R_{K_d}, V \in [0, \infty), \beta \in [0, 1]$, we say that SOCC with digital rates (R_1, \dots, R_{K_d}) , analog rate β , and analog error V is achievable over the channel \mathcal{W} if for each $n \in \mathbb{N}$, there is a SOCC scheme for n channel uses such that

- 1) for all schemes in the sequence, the digital rates are (component-wise) at least (R_1, \dots, R_{K_d}) ;
- 2) for all of them, the analog rate is at least β ;
- 3) all schemes in the sequence satisfy the power and amplitude constraints (2), (4), (5);
- 4) we have $\lim_{n \rightarrow \infty} \varepsilon_{\text{dec}} \rightarrow 0$ with ε_{dec} defined in (6);
- 5) all except finitely many schemes in the sequence have the property that $\hat{f}_1, \dots, \hat{f}_{K_a}$ approximate, respectively, $f^{(1)}, \dots, f^{(L)}$ with MSE V .

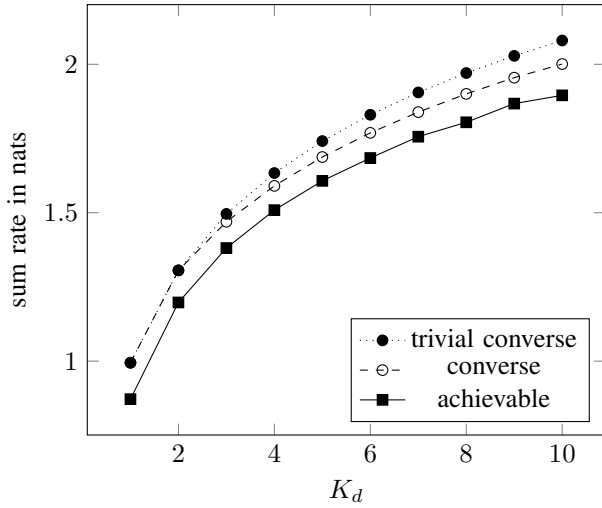
In this work, we make a first step towards determining the region of digital and analog rates with which SOCC is achievable, at least for special cases of the framework defined above. In the following, we assume that all OTA computed functions are sum functions, i.e.,

$$f^{(\ell)} : (s_1, \dots, s_{K_a}) \mapsto s_1 + \dots + s_{K_a}, \text{ with domains } \mathcal{S}_{1,1} = \dots = \mathcal{S}_{1,L} = \dots = \mathcal{S}_{K_a,1} = \dots = \mathcal{S}_{K_a,L} = [-1, 1]. \quad (7)$$

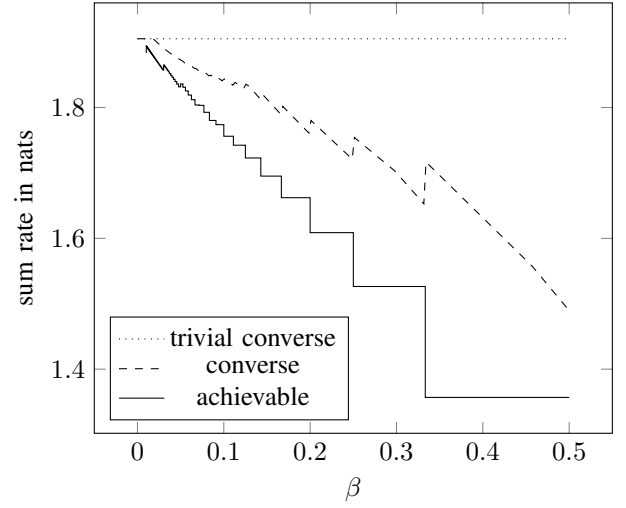
Converse bounds inherently depend on the nature of computed functions,² but for achievability results, this assumption is far less restrictive than it may seem (see Section VI for a generalization to a larger class of functions). For $V \in [0, \infty)$ and $\beta \in [0, 1]$, we define

$$\mathcal{H}_{\beta, V} := \text{cl}\{(R_1, \dots, R_{K_d}) : \text{SOCC with digital rates } R_1, \dots, R_{K_d}, \text{ analog rate } \beta \text{ and analog error } V \text{ is achievable for } f^{(1)}, \dots, f^{(L)} \text{ given in (7)}\},$$

²Consider, for instance, the extreme case of OTA computed functions that map every point in their domain to the same value. Clearly, these functions can be computed at an arbitrarily high analog rate without impacting on the digital transmissions at all by letting the analog transmitters input 0 to the channel.



(a) Analog rate fixed at β just below $1/10$, number K_d of digital transmitters variable.



(b) Number of digital transmitters fixed at $K_d = 7$, analog rate β variable. The achievable sum rate changes whenever β crosses a threshold of the form $1/n$, $n \in \mathbb{N}$. The achievable and converse curves are not monotonous since the analog approximation MSE changes in dependence of β .

Fig. 2: Theorem 1 sum rate bounds for $\sigma^2 = 0$ dB, $\mathcal{A}_a = 2.5$ dB, $\mathcal{P}_1 = \dots = \mathcal{P}_{K_d} = 8$ dB, $\mathcal{A}_k = 2\sqrt{2\mathcal{P}_k}$. The analog approximation is with MSE $V := \beta'\sigma^2/\mathcal{A}_a^2$. *Trivial converse* is the known sum rate bound for power-constrained Gaussian MAC without analog transmitters or OTA-C, *converse* is the second inclusion in Theorem 1, and *achievable* is the first inclusion in Theorem 1, where $\hat{C}_{\mathcal{W}}$ defined in Section IV-C is used as a bound for $\bar{C}_{\mathcal{W}}$. There need to be at least four analog transmitters in the system for all converse bounds shown in these figures to hold.

where cl denotes the closure. Before we state our main result regarding $\mathcal{H}_{\beta,V}$, we define the rate regions

$$\hat{\mathcal{H}}_{\beta,\beta'} := \left\{ (R_1, \dots, R_{K_d}) : \left(\frac{R_1}{1-\beta'}, \dots, \frac{R_{K_d}}{1-\beta'} \right) \in \bar{C}_{\mathcal{W}} \left(\frac{\mathcal{P}_1}{1-\beta}, \dots, \frac{\mathcal{P}_{K_d}}{1-\beta}, \frac{\mathcal{A}_1}{3.42}, \dots, \frac{\mathcal{A}_{K_d}}{3.42} \right) \right\} \quad (8)$$

$$\check{\mathcal{H}}_{\beta,V} := \left\{ (R_1, \dots, R_{K_d}) : \forall J_d \subseteq [K_d] \sum_{k \in J_d} R_k \leq \min_{k \in \{0, \dots, K_d\}} \left(C \left(\frac{\sum_{k \in J_d} \mathcal{P}_k + k^2 \mathcal{A}_a^2}{\sigma^2} \right) - \left[\frac{\beta}{2} \log \frac{2k^2}{\pi e V} \right]^+ \right) \right\}, \quad (9)$$

where for any $x \in \mathbb{R}$, we define $[x]^+ := \max(0, x)$, C denotes the Gaussian capacity function

$$C : [0, \infty) \rightarrow [0, \infty), \quad x \mapsto \frac{1}{2} \log(1+x),$$

and $\bar{C}_{\mathcal{W}}$ denotes the capacity region of the channel \mathcal{W} under average power constraint and amplitude constraint which is defined as

$$\bar{C}_{\mathcal{W}}(\mathcal{P}_1, \dots, \mathcal{P}_K, \mathcal{A}_1, \dots, \mathcal{A}_K) = \text{cl} \left\{ (R_1, \dots, R_K) : \begin{array}{l} (R_1, \dots, R_K) \text{ is achievable under average power constraints } \mathcal{P}_1, \dots, \mathcal{P}_K \text{ and amplitude constraints } \mathcal{A}_1, \dots, \mathcal{A}_K. \end{array} \right\}. \quad (10)$$

As noted by the authors, some of the methods proposed in [25] can be applied to determine this capacity region. For simplicity, we will instead be using inner bounds based on the capacity achieving distributions for power and amplitude constrained channels in the single user case [26] and outer bounds based on the Gaussian capacity function (i.e. the region of rates that are achievable if the amplitude constraints are disregarded). Particularly in the case in which the amplitude constraints are reasonably generous compared to the power constraints, this yields bounds which are not overly loose as we discuss in Section IV-C.

In the course of this study, we prove the following bounds for $\mathcal{H}_{\beta,V}$:

Theorem 1. *Suppose $\beta \in (0, 1)$ and define $\beta' := \min\{1/n : n \in \mathbb{N}, 1/n > \beta\}$. Then we have*

$$\hat{\mathcal{H}}_{\beta,\beta'} \subseteq \mathcal{H}_{\beta,\beta'\sigma^2/\mathcal{A}_a^2} \subseteq \check{\mathcal{H}}_{\beta,\beta'\sigma^2/\mathcal{A}_a^2},$$

where $\hat{\mathcal{H}}_{\beta,\beta'}$ is defined in (8) and $\check{\mathcal{H}}_{\beta,\beta'\sigma^2/\mathcal{A}_a^2}$ is defined in (9).

Proof. The first inclusion (achievability) is proved in Theorem 3, and the second inclusion (converse) in Corollary 1. For exact details on how Theorem 3 implies the achievability part of Theorem 1, see the end of Section IV-B. \square

In Fig. 2, we show a numerical example of the converse and achievable bounds given in Theorem 1. The result establishes that there is a meaningful tradeoff between analog computations and digital communications on the same channel resources. We are also able to give a first impression of how this tradeoff looks numerically, however, questions regarding inner and outer bounds that are tighter and valid for arbitrary parameter choices remain open for further research. One open question in particular is the decoupling between β and V . While the converse result states a bound (9) on the digital rates for every choice of β and V , the achievability part of Theorem 1 gives a result only for

$$V = \beta' \sigma^2 / \mathcal{A}_a^2, \quad (11)$$

with β' defined in the statement of Theorem 1. This functional relationship means that as β varies, so does V . In Fig. 2b, we therefore plot both the inner and outer bound on the achievable sum rate for values of V that vary according to the functional relationship (11). For this reason, the achievable digital sum rate does not decrease monotonically as β increases. Any reasonable inner or outer bound should exhibit such a monotonicity behavior when all other system parameters remain constant, however, since V is also variable in the plot, we do not have this in Fig. 2b. It is a highly relevant question for further research if achievable schemes can be proposed for *any* combination of β and V . This includes both the question of what digital rates are achievable for pairs of β, V that do not satisfy (11), and the question if performance can be improved in the cases where β is not just below the multiplicative inverse of an integer (i.e., $\beta \not\approx \beta'$).

Remark 1. (SOCC without amplitude constraints). *If we drop the amplitude constraints and retain only the average power constraints (3) and (5), there is a straightforward way to define a SOCC scheme that achieves the inner bound of Theorem 1:*

Let β be an analog rate, let β' be defined as in Theorem 1, and let (R_1, \dots, R_{K_d}) be a tuple of digital rates such that $(R_1/(1-\beta'), \dots, R_{K_d}/(1-\beta'))$ is an inner point of the capacity region of the Gaussian MAC with noise power σ^2 under average power constraints $(\mathcal{P}_1/(1-\beta'), \dots, \mathcal{P}_{K_d}/(1-\beta'))$. Then there is $\beta'' > \beta'$ such that $(R_1/(1-\beta''), \dots, R_{K_d}/(1-\beta''))$ is achievable for the Gaussian MAC as well. Fix a sequence of codes that achieves these rates, and define a SOCC scheme for each block length n as follows:

- *Let the number of analog OTA computations be $L := \lfloor n\beta' \rfloor$.*
- *Define the analog pre-processors (i.e., $k \in [K_a]$) as follows:*

$$\mathcal{E}_k(s_{k,1}, \dots, s_{k,L}) := \left(s_{k,1} \cdot \frac{\mathcal{A}_a}{\sqrt{\beta'}}, \dots, s_{k,L} \cdot \frac{\mathcal{A}_a}{\sqrt{\beta'}}, 0, \dots, 0 \right)$$

- *Transmit the digital messages during the last $\lfloor n(1-\beta') \rfloor$ channel uses of the transmission block (being encoded with a code of appropriate block length) and transmit 0 during all other channel uses.*
- *Since the analog and digital transmissions are completely separated in time domain, we can use the Gaussian MAC decoder on the last $\lfloor n(1-\beta') \rfloor$ channel outputs to decode the digital messages, and for $\ell \in [L]$, we compute the analog function estimate as*

$$\hat{f}_\ell := Y_\ell \cdot \frac{\sqrt{\beta'}}{\mathcal{A}_a}.$$

The total power output of the analog pre-processors is at most $L \cdot \mathcal{A}_a^2/\beta' \leq \mathcal{A}_a^2 n$, satisfying (3), and due to the average power constraint for the digital Gaussian MAC code, the total power of the output of digital transmitter k is at most $\lfloor n(1-\beta') \rfloor \mathcal{P}_k/(1-\beta') \leq n\mathcal{P}_k$, satisfying (5). The digital rate of transmitter k is $R_k/(1-\beta'') \cdot \lfloor n(1-\beta') \rfloor/n \geq R_k$ for sufficiently large n . As for the number of analog transmissions, for sufficiently large n , we have $L = \lfloor n\beta' \rfloor \geq n\beta$. The analog function estimates can be written as

$$\hat{f}_\ell = (X_{1,\ell} + \dots + X_{K_a,\ell} + N_\ell) \cdot \frac{\sqrt{\beta'}}{\mathcal{A}_a} = \left(s_{1,\ell} \cdot \frac{\mathcal{A}_a}{\sqrt{\beta'}} + \dots + s_{K_a,\ell} \cdot \frac{\mathcal{A}_a}{\sqrt{\beta'}} + N_\ell \right) \cdot \frac{\sqrt{\beta'}}{\mathcal{A}_a} = s_{1,\ell} + \dots + s_{K_a,\ell} + N_\ell \cdot \frac{\sqrt{\beta'}}{\mathcal{A}_a},$$

and hence, the MSE is $\beta' \sigma^2 / \mathcal{A}_a^2$.

Therefore, this rather straightforward SOCC scheme shows the achievability bound of Theorem 1. However, the peak power consumption of the analog transmitters is \mathcal{A}_a^2/β' , which can make the scheme highly unpractical for small values of the analog rate β' . In particular, in the case in which the analog rate is 0 in the sense that L grows only sub-linearly in n , the peak power consumption at the analog transmitters tends to infinity with the block length.³ Since the absence of amplitude constraints in our scenario permits this straightforward scheme of very limited practical significance, we argue that it is particularly relevant to analyze this communication system subject not only to average power, but also peak amplitude constraints. However, we remark that in case of large β , this very simple transmission scheme could also be considered for implementation and the scheme we propose in Section IV may not be necessary.

³Theorem 1 does not strictly speaking cover this case, however, the achievability result of Theorem 3 does apply, as we discuss in Remark 2.

IV. ACHIEVABILITY

In this section, we prove the first inclusion of Theorem 1. To this end, we show in Subsection IV-A that any code for digital communication over the Gaussian MAC can be transformed into a code for SOCC simply by composing the encoding and decoding operations with suitable additional linear processing. In Subsection IV-B, we apply this construction to random codes for the amplitude-constrained Gaussian MAC to prove the first inclusion of Theorem 1. We remark that although this involvement of random codes makes the present work predominantly theoretical, it is straightforward to also apply the construction in Subsection IV-A to practically relevant codes such as LDPC or polar codes. Finally, in Subsection IV-C, we discuss how to numerically evaluate simple inner and outer bounds for the rate region $\bar{C}_{\mathcal{W}}$ that appears in Theorem 1.

A. Construction of SOCC-Compatible Digital Codes

In this section, we propose a construction of encoding schemes for the digital messages which are compatible with analog OTA-C in the sense that they are (under certain assumptions) indifferent to whether an analog OTA-C is happening on the same channel resources and to what value is computed. And conversely, in a sense made precise below, the encoded signals do not disturb the analog OTA-Cs. Our construction uses an existing digital coding scheme for the MAC and composes it with a map that is carefully constructed to achieve the above goals.

The following lemma shows the existence of certain linear maps that we will then use for the construction outlined above.

Lemma 2. *Let $n \in \mathbb{N}$. Then there are linear maps $U_n : \mathbb{R}^{n-1} \rightarrow \mathbb{R}^n$ and $U_n^T : \mathbb{R}^n \rightarrow \mathbb{R}^{n-1}$ (the matrix transpose of U_n) with the following properties:*

- 1) $U_n^T \circ U_n = \text{id}_{\mathbb{R}^{n-1}}$.
- 2) Let $x^{n-1} \in \mathbb{R}^{n-1}$ be arbitrary and let $y^n := U_n(x^{n-1})$. Then $y_1 + \dots + y_n = 0$.
- 3) $U_n^T(1, \dots, 1) = 0$.
- 4) Let $x^{n-1} \in \mathbb{R}^{n-1}$ be arbitrary. Then $\|U_n(x^{n-1})\| = \|x^{n-1}\|$.
- 5) Let $x^{n-1} \in \mathbb{R}^{n-1}$ be arbitrary. Then $\|U_n(x^{n-1})\|_\infty < \|x^{n-1}\|_\infty \cdot \sqrt{2}/(\sqrt{2} - 1) < \|x^{n-1}\|_\infty \cdot 3.42$.

Proof. In this proof, we use the following conventions that are common in linear algebra: We identify linear maps between Euclidean spaces with matrices, use $\langle \cdot, \cdot \rangle$ to denote the standard scalar product, and write the all-ones vector of length n as $\mathbb{1}_n$. For the purposes of matrix-vector and vector-vector multiplication, we consider vectors to be column vectors unless transposition is indicated, and we sometimes identify tuples in information-theoretic notation such as x^n with column vectors. We use $\|\cdot\|$ and $\|\cdot\|_\infty$ to denote the operator norms induced by the standard Euclidean norm and maximum norm, respectively. Outside of this proof, however (including the lemma statement), we stick closely to information-theoretic notational conventions and treat U_n and U_n^T as maps between sets of tuples of real numbers, and we do not identify them with matrices or distinguish between row and column vectors.

For $n = 1$, we note that there is only one linear map $\mathbb{R} \rightarrow \mathbb{R}^0$ and $\mathbb{R}^0 \rightarrow \mathbb{R}$ and that these maps satisfy the lemma statement. Therefore, we assume $n \geq 2$ from now on. For $n = 2$, we define

$$U_2 := \begin{pmatrix} 2^{-\frac{1}{2}} \\ -2^{-\frac{1}{2}} \end{pmatrix}. \quad (12)$$

For $n > 2$, we define U_n recursively. For even n , we let

$$U_n := \begin{pmatrix} & & 1/\sqrt{n} \\ U_{\frac{n}{2}} & 0 & \vdots \\ & & 1/\sqrt{n} \\ & & -1/\sqrt{n} \\ 0 & U_{\frac{n}{2}} & \vdots \\ & & -1/\sqrt{n} \end{pmatrix}. \quad (13)$$

For odd n , we let

$$U_n := \begin{pmatrix} & 1/\sqrt{n^2 - n} \\ U_{n-1} & \vdots \\ & 1/\sqrt{n^2 - n} \\ 0 & -\sqrt{(n-1)/n} \end{pmatrix}. \quad (14)$$

In the following, we use

$$U_n = \begin{pmatrix} u_{1,1}^{(n)} & \cdots & u_{1,n-1}^{(n)} \\ \vdots & & \vdots \\ u_{n,1}^{(n)} & \cdots & u_{n,n-1}^{(n)} \end{pmatrix}$$

and $w_i^{(n)} := (u_{1,i}^{(n)}, \dots, u_{n,i}^{(n)})^T$ to denote the columns of U_n .

We first show by induction that $w_1^{(n)}, \dots, w_{n-1}^{(n)}$ forms an orthonormal basis of the hyperplane

$$E_n := \{x^n \in \mathbb{R}^n : \langle x^n, \mathbb{1}_n \rangle = 0\}.$$

It is obvious from (12) that $w_1^{(2)}$ forms an orthonormal basis of the one-dimensional subspace E_2 since it has length 1 and is clearly an element of E_2 . For $n > 2$, we observe that due to the definitions (13) and (14), $w_{n-1}^{(n)}$ (the last column of U_n) clearly has length 1, it is an element of E_n since its elements sum to 0, and it is orthogonal to all the other columns since their non-zero entries sum to 0 (by induction hypothesis, these sub-vectors are elements of $E_{n/2}$ respectively E_{n-1}) and are aligned with entries in $w_{n-1}^{(n)}$ which are all equal. Similarly, it is clear from (13), (14), and the induction hypothesis that $w_1^{(n)}, \dots, w_{n-2}^{(n)}$ are also of unit length, mutually orthogonal, and elements of E_n . Since E_n is of dimension $n - 1$, this concludes the proof that $w_1^{(n)}, \dots, w_{n-1}^{(n)}$ forms an orthonormal basis of E_n .

We write

$$U_n = \sum_{i=1}^{n-1} w_i^{(n)} \left(v_i^{(n-1)} \right)^T,$$

where $v_1^{(n-1)}, \dots, v_{n-1}^{(n-1)}$ denotes the standard basis of \mathbb{R}^{n-1} . To conclude the proof of 1), we define U_n^T as the matrix transpose of U_n and use the orthonormality of the basis systems to argue

$$U_n^T U_n = \left(\sum_{i=1}^{n-1} v_i^{(n-1)} \left(w_i^{(n)} \right)^T \right) \left(\sum_{i=1}^{n-1} w_i^{(n)} \left(v_i^{(n-1)} \right)^T \right) = \sum_{i=1}^{n-1} v_i^{(n-1)} \left(v_i^{(n-1)} \right)^T = \text{id}_{\mathbb{R}^{n-1}}.$$

For 2), we note that

$$U_n x^{n-1} = \left(\sum_{i=1}^{n-1} w_i^{(n)} \left(v_i^{(n-1)} \right)^T \right) x^{n-1} = \sum_{i=1}^{n-1} w_i^{(n)} \langle v_i^{(n-1)}, x^{n-1} \rangle \in E_n,$$

so the statement holds by definition of E_n . For 3), we calculate

$$U_n^T \mathbb{1}_n = \left(\sum_{i=1}^{n-1} v_i^{(n-1)} \left(w_i^{(n)} \right)^T \right) \mathbb{1}_n = \sum_{i=1}^{n-1} v_i^{(n-1)} \langle w_i^{(n)}, \mathbb{1}_n \rangle = 0,$$

where the last step follows because $w_1^{(n)}, \dots, w_{n-1}^{(n)}$ are elements of E_n . For 4), we use 1) and observe

$$\|U_n x^{n-1}\|^2 = \langle U_n x^{n-1}, U_n x^{n-1} \rangle = \langle U_n^T U_n x^{n-1}, x^{n-1} \rangle = \|x^{n-1}\|^2.$$

For 5), we use the facts that

$$\begin{aligned} \|U_n x^{n-1}\|_\infty &\leq \|U_n\|_\infty \|x^{n-1}\|_\infty \\ \|U_n\|_\infty &= \max_{1 \leq i \leq n} \sum_{j=1}^{n-1} |u_{i,j}^{(n)}| \end{aligned}$$

for all $x^{n-1} \in \mathbb{R}^{n-1}$, and show by induction that if $n = 2^k + k'$ with $k' \in \{0, \dots, 2^k - 1\}$, we have, for all $i \in \{1, \dots, n\}$,

$$|u_{i,1}^{(n)}| + \dots + |u_{i,n-1}^{(n)}| \leq \frac{1}{\sqrt{2}^1} + \dots + \frac{1}{\sqrt{2}^k} + \frac{k'}{2^k}. \quad (15)$$

This is stronger than 5) since $k'/2^k < 1$ and due to the known convergence behavior of the geometric series,

$$\frac{1}{\sqrt{2}^1} + \dots + \frac{1}{\sqrt{2}^k} < \sum_{k=1}^{\infty} \frac{1}{\sqrt{2}^k} = \frac{1}{\sqrt{2} - 1}.$$

For $n = 2 = 2^1 + 0$, it is immediately clear from (12) that (15) holds. For even $n > 2$, we write $n = 2^k + k'$ and $n/2 = 2^{k-1} + k'/2$. By induction hypothesis and (13), for $i \in \{1, \dots, n/2\}$, we have

$$|u_{i,1}^{(n)}| + \dots + |u_{i,n/2-1}^{(n)}| \leq \frac{1}{\sqrt{2}^1} + \dots + \frac{1}{\sqrt{2}^{k-1}} + \frac{k'/2}{2^{k-1}}$$

and

$$u_{i,n/2}^{(n)} = \dots = u_{i,n-2}^{(n)} = 0,$$

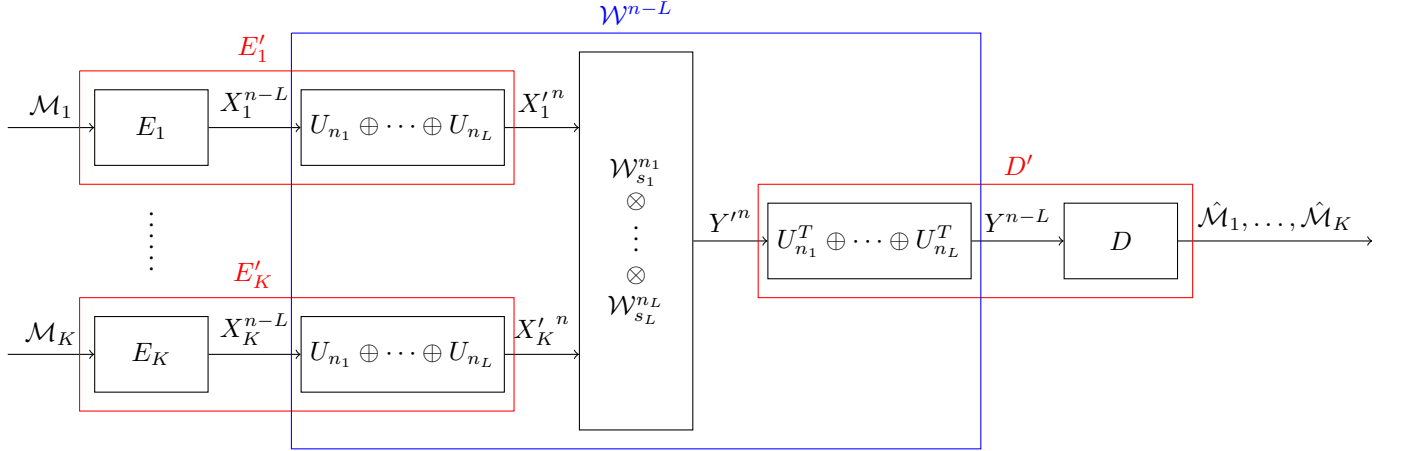


Fig. 3: Graphical overview of the proof idea of Theorem 2. The notation $U_{n_1} \oplus \dots \oplus U_{n_L}$ means that the operations U_{n_1}, \dots, U_{n_L} are applied in parallel to consecutive, nonoverlapping blocks of lengths $n_1 - 1, \dots, n_L - 1$.

and for $i \in \{n/2 + 1, \dots, n\}$, we have

$$u_{i,1}^{(n)} = \dots = u_{i,n/2-1}^{(n)} = 0$$

and

$$\left| u_{i,n/2}^{(n)} \right| + \dots + \left| u_{i,n-2}^{(n)} \right| \leq \frac{1}{\sqrt{2}} + \dots + \frac{1}{\sqrt{2}^{k-1}} + \frac{k'/2}{2^{k-1}}.$$

In both cases, $\left| u_{i,n-1}^{(n)} \right| = 1/\sqrt{n} \leq 1/\sqrt{2}^k$, and hence,

$$\left| u_{i,1}^{(n)} \right| + \dots + \left| u_{i,n-1}^{(n)} \right| \leq \frac{1}{\sqrt{2}^1} + \dots + \frac{1}{\sqrt{2}^{k-1}} + \frac{k'/2}{2^{k-1}} + \frac{1}{\sqrt{2}^k} = \frac{1}{\sqrt{2}^1} + \dots + \frac{1}{\sqrt{2}^k} + \frac{k'}{2^k},$$

so we have shown (15). For odd $n = 2^k + k'$, we conclude from the induction hypothesis and (14) that for $i \in \{1, \dots, n-1\}$,

$$\left| u_{i,1}^{(n)} \right| + \dots + \left| u_{i,n-1}^{(n)} \right| \leq \frac{1}{\sqrt{2}^1} + \dots + \frac{1}{\sqrt{2}^k} + \frac{k'-1}{2^k} + \frac{1}{\sqrt{(n-1)^2}} \leq \frac{1}{\sqrt{2}^1} + \dots + \frac{1}{\sqrt{2}^k} + \frac{k'}{2^k}.$$

For the last row sum, we note that

$$\left| u_{n,1}^{(n)} \right| + \dots + \left| u_{n,n-1}^{(n)} \right| = \left| u_{n,n-1}^{(n)} \right| = \sqrt{\frac{n-1}{n}} \leq 1$$

and since we have dealt with the base case $n = 2$ separately, we either have $k \geq 2$ or $k = k' = 1$, and in both cases the right hand side of (15) is clearly greater than 1. Therefore, we have shown (15). \square

The following theorem shows how to apply Lemma 2 to communication systems. The proof is based on the idea of defining modified encoders and decoders by adding additional pre- and post-processing steps to the original ones. We show that these additional steps in conjunction with the natural channel “emulate” a channel that allows us to draw conclusions from the decoding error guarantee of the original encoders and decoder. As a conceptual tool for our proof, we introduce a version of the Gaussian MAC with bias. For $s \in \mathbb{R}$, let \mathcal{W}_s be the MAC given by

$$Y = X_1 + \dots + X_K + s + N. \quad (16)$$

The idea of the proof is illustrated in Fig. 3 which can also serve as an overview of the mathematical symbols we use.

Theorem 2. Let $n_1, \dots, n_L \in \mathbb{N}$, define $n := n_1 + \dots + n_L$, and let

$$\begin{aligned} E_1 &: [M_1] \rightarrow \mathbb{R}^{n-L} \\ &\vdots \\ E_K &: [M_K] \rightarrow \mathbb{R}^{n-L} \\ D &: \mathbb{R}^{n-L} \rightarrow [M_1] \times \dots \times [M_K] \end{aligned}$$

define encoding and decoding procedures for the channel \mathcal{W}^{n-L} given in (1). Then there are modified encoding and decoding procedures

$$\begin{aligned} E'_1 &: [M_1] \rightarrow \mathbb{R}^n \\ &\vdots \\ E'_K &: [M_K] \rightarrow \mathbb{R}^n \\ D' &: \mathbb{R}^n \rightarrow [M_1] \times \cdots \times [M_K] \end{aligned}$$

with the following properties:

- 1) (Conservation of total power). $\forall k \in [K] \forall m \in [M_K] \|E'_k(m)\| = \|E_k(m)\|$.
- 2) (Peak amplitude bound). $\forall k \in [K] \forall m \in [M_K] \|E'_k(m)\|_\infty \leq 3.42 \|E_k(m)\|_\infty$.
- 3) (Zero forcing). Let $k \in [K], m \in [M_k]$ and $\ell \in [L]$ be arbitrary and define $X'^m := E'_k(m)$. Then, $X'_{n_1+\dots+n_{\ell-1}+1} + \dots + X'_{n_1+\dots+n_\ell} = 0$.
- 4) (Channel comparison for decoding error). Let s_1, \dots, s_L be arbitrary real numbers. Then, for every $m = (m_1, \dots, m_K) \in [M_1] \times \cdots \times [M_K]$, we have

$$\begin{aligned} \mathbb{P}_{\mathcal{W}_{s_1}^{n_1} \otimes \cdots \otimes \mathcal{W}_{s_L}^{n_L}} \left(D'(Y^n) \neq m \mid X_1^n = E'_1(m_1), \dots, X_K^n = E'_K(m_K) \right) \\ = \mathbb{P}_{\mathcal{W}^{n-L}} \left(D(Y^{n-L}) \neq m \mid X_1^{n-L} = E_1(m_1), \dots, X_K^{n-L} = E_K(m_K) \right), \quad (17) \end{aligned}$$

where $\mathcal{W}_{s_1}^{n_1} \otimes \cdots \otimes \mathcal{W}_{s_L}^{n_L}$ denotes the product channel obtained by using the channel \mathcal{W}_{s_1} consecutively n_1 times, \dots , using the channel \mathcal{W}_{s_L} consecutively n_L times.

Proof. For every ℓ , we use the maps $U_{n_\ell}, U_{n_\ell}^T$ from Lemma 2. For the rest of this proof, fix $m = (m_1, \dots, m_K)$. For every k , denote $X_k^{n-L} := E_k(m_k)$ and define $E'_k(m_k) := X_k'^{n-L}$ by

$$\forall \ell \in [L] (X'_{k, n_1+\dots+n_{\ell-1}+1}, \dots, X'_{k, n_1+\dots+n_\ell}) := U_{n_\ell}(X_{k, n_1+\dots+n_{\ell-1}-\ell+2}, \dots, X_{k, n_1+\dots+n_\ell-\ell}),$$

where for $\ell = 1$, we use the convention $n_1 + \dots + n_0 = 0$.

3) is immediate from Lemma 2-2). To prove 1), we apply Lemma 2-4) and obtain

$$\begin{aligned} \|X_k'^{n-L}\|^2 &= \sum_{\ell=1}^L \|U_{n_\ell}(X_{k, n_1+\dots+n_{\ell-1}-\ell+2}, \dots, X_{k, n_1+\dots+n_\ell-\ell})\|^2 \\ &= \sum_{\ell=1}^L \|(X_{k, n_1+\dots+n_{\ell-1}-\ell+2}, \dots, X_{k, n_1+\dots+n_\ell-\ell})\|^2 \\ &= \|X_k^{n-L}\|^2. \end{aligned}$$

Similarly, to prove 2), we apply Lemma 2-5) and get

$$\begin{aligned} \|X'^{n-L}\|_\infty &= \max_{\ell \in [L]} \|U_{n_\ell}(X_{k, n_1+\dots+n_{\ell-1}-\ell+2}, \dots, X_{k, n_1+\dots+n_\ell-\ell})\|_\infty \\ &\leq 3.42 \max_{\ell \in [L]} \|(X_{k, n_1+\dots+n_{\ell-1}-\ell+2}, \dots, X_{k, n_1+\dots+n_\ell-\ell})\|_\infty \\ &= 3.42 \|X_k^{n-L}\|_\infty. \end{aligned}$$

We denote the channel output obtained by passing X'^{n-L} through $\mathcal{W}_{s_1}^{n_1} \otimes \cdots \otimes \mathcal{W}_{s_L}^{n_L}$ as Y'^{n-L} and define Y^{n-L} by

$$\forall \ell \in [L] (Y_{n_1+\dots+n_{\ell-1}-\ell+2}, \dots, Y_{n_1+\dots+n_\ell-\ell}) := U_{n_\ell}^T(Y'_{n_1+\dots+n_{\ell-1}+1}, \dots, Y'_{n_1+\dots+n_\ell}).$$

In order to prove 4), we denote the additive noise added by the channel $\mathcal{W}_{s_1}^{n_1} \otimes \cdots \otimes \mathcal{W}_{s_L}^{n_L}$ with N'^{n-L} . We define a sequence N^{n-L} of real-valued random variables by

$$\forall \ell \in [L] (N_{n_1+\dots+n_{\ell-1}-\ell+2}, \dots, N_{n_1+\dots+n_\ell-\ell}) := U_{n_\ell}^T(N'_{n_1+\dots+n_{\ell-1}+1}, \dots, N'_{n_1+\dots+n_\ell})$$

and note that Lemma 2-1) and the fact that N'^{n-L} is distributed i.i.d. according to $\mathcal{N}(0, \sigma^2)$ together imply that N^{n-L} is also distributed i.i.d. according to $\mathcal{N}(0, \sigma^2)$. We thus obtain

$$\begin{aligned} &(Y_{n_1+\dots+n_{\ell-1}-\ell+2}, \dots, Y_{n_1+\dots+n_\ell-\ell}) \\ &\stackrel{(a)}{=} \sum_{k=1}^K U_{n_\ell}^T(X'_{k, n_1+\dots+n_{\ell-1}+1}, \dots, X'_{k, n_1+\dots+n_\ell}) + U_{n_\ell}^T(s_\ell, \dots, s_\ell) + U_{n_\ell}^T(N'_{n_1+\dots+n_{\ell-1}+1}, \dots, N'_{n_1+\dots+n_\ell}) \\ &\stackrel{(b)}{=} \sum_{k=1}^K (X_{k, n_1+\dots+n_{\ell-1}-\ell+2}, \dots, X_{k, n_1+\dots+n_\ell-\ell}) + (N_{n_1+\dots+n_{\ell-1}-\ell+2}, \dots, N_{n_1+\dots+n_\ell-\ell}), \end{aligned}$$

where (a) is due to the linearity of $U_{n_\ell}^T$ and (b) uses Lemma 2-1) in the first summand and Lemma 2-3) in the second summand.

This means that we have defined a random experiment in which Y'^n is obtained by passing X'^n through the channel $\mathcal{W}_{s_1}^{n_1} \otimes \dots \otimes \mathcal{W}_{s_L}^{n_L}$, and Y^{n-L} is obtained by passing X^{n-L} through the channel \mathcal{W}^{n-L} . With the definition $D'(Y'^n) := D(Y^{n-L})$, the two events compared in (17) are identical in this random experiment, which means that their probabilities are equal and thus proves 4). \square

B. Achievable Rate Region for SOCC

We are now ready to prove the achievability part of Theorem 1. For exact details on how this follows from the following theorem, see the end of this subsection.

Theorem 3. Let $\mathcal{P}_1, \dots, \mathcal{P}_{K_d}, \mathcal{A}_1, \dots, \mathcal{A}_{K_d}, \mathcal{A}_a \in (0, \infty)$, $\beta, \beta' \in (0, 1)$ with $\beta < \beta'$, $\sigma \in (0, \infty)$ and $K_a, K_d \in \mathbb{N}$ be fixed, let $n \in \mathbb{N}$ be the block length and assume that $\beta n \leq L \leq \beta' n$. Let n_1, \dots, n_L be natural numbers with $n = n_1 + \dots + n_L$. Let $R = (R_1, \dots, R_{K_d})$ be such that

$$R' = (R'_1, \dots, R'_{K_d}) := (R_1/(1 - \beta'), \dots, R_{K_d}/(1 - \beta'))$$

is an inner point of $\bar{C}_{\mathcal{W}}(\mathcal{P}_1/(1 - \beta), \dots, \mathcal{P}_{K_d}/(1 - \beta), \mathcal{A}_1/3.42, \dots, \mathcal{A}_{K_d}/3.42)$.

For large enough block lengths n , there are $M_1 \geq \exp(nR_1), \dots, M_{K_d} \geq \exp(nR_{K_d})$, encoders $\mathcal{E}_1 : [-1, 1]^L \rightarrow \mathbb{R}^n, \dots, \mathcal{E}_{K_a} : [-1, 1]^L \rightarrow \mathbb{R}^n, \mathcal{E}_{K_a+1} : [M_1] \rightarrow \mathbb{R}^n, \dots, \mathcal{E}_{K_a+K_d} : [M_{K_d}] \rightarrow \mathbb{R}^n$ and a decoder $\mathcal{D} : \mathbb{R}^n \rightarrow [M_1] \times \dots \times [M_{K_d}] \times \mathbb{R}^L$ such that the following are satisfied:

- 1) (Analog transmission amplitude constraint). $\forall k \in [K_a] \forall s_{k,1}, \dots, s_{k,L} \in [-1, 1] : \|\mathcal{E}_k(s_{k,1}, \dots, s_{k,L})\|_\infty \leq \mathcal{A}_a$.
- 2) (Digital transmission power and amplitude constraint).

$$\forall k \in [K_d] \forall m_k \in [M_k] : \|\mathcal{E}_{K_a+k}(m_k)\|^2 \leq n\mathcal{P}_k \wedge \|\mathcal{E}_{K_a+k}(m_k)\|_\infty \leq \mathcal{A}_k.$$

- 3) (Errors). Let Y^n be the channel output after passing the encoder outputs through \mathcal{W}^n with $K = K_a + K_d$, and denote $(\hat{m}_1, \dots, \hat{m}_{K_a}, \hat{f}_1, \dots, \hat{f}_L) := \mathcal{D}(Y^n)$. Then:

- a) (Digital messages). For $m_1 \in [M_1], \dots, m_{K_d} \in [M_{K_d}]$, write

$$\delta_{m_1, \dots, m_{K_d}} := \sup \left\{ \mathbb{P} \left((\hat{m}_1, \dots, \hat{m}_{K_d}) \neq (m_1, \dots, m_{K_d}) \mid X_1^n = \mathcal{E}_1(s_{1,1}, \dots, s_{1,K_a}), \dots, X_{K_a}^n = \mathcal{E}_{K_a}(s_{K_a,1}, \dots, s_{K_a,L}), \right. \right. \\ \left. \left. X_{K_a+1}^n = \mathcal{E}_{K_a+1}(m_1), \dots, X_{K_a+K_d}^n = \mathcal{E}_{K_a+K_d}(m_{K_d}) \right) : \right. \\ \left. s_{1,1}, \dots, s_{1,L}, \dots, s_{K_a,1}, \dots, s_{K_a,L} \in [-1, 1] \right\}.$$

Then,

$$\lim_{n \rightarrow \infty} \frac{1}{M_1 \dots M_{K_d}} \sum_{m_1=1}^{M_1} \dots \sum_{m_{K_d}=1}^{M_{K_d}} \delta_{m_1, \dots, m_{K_d}} = 0.$$

- b) (Analog computations). For every $\ell \in [L]$, we have, conditioned on every possible realization of $s_{1,1}, \dots, s_{1,L}, \dots, s_{K_a,1}, \dots, s_{K_a,L}, m_1, \dots, m_{K_d}$,

$$\hat{f}_\ell \sim \mathcal{N} \left(s_{1,\ell} + \dots + s_{K,\ell}, \frac{\sigma^2}{n_\ell \mathcal{A}_a^2} \right).$$

Proof. Fix $\beta'' > \beta'$ such that $R'' = (R''_1, \dots, R''_{K_d}) := (R_1/(1 - \beta''), \dots, R_{K_d}/(1 - \beta''))$ is an inner point of $\bar{C}_{\mathcal{W}}(\mathcal{P}_1/(1 - \beta''), \dots, \mathcal{P}_{K_d}/(1 - \beta''), \mathcal{A}_1/3.42, \dots, \mathcal{A}_{K_d}/3.42)$. For every large enough n and L , we can by definition of this capacity region fix a code (consisting of encoders E_1, \dots, E_{K_d} and a decoder D) for rate R'' and block length $n - L$ which satisfies the average power constraints $\mathcal{P}_1/(1 - \beta''), \dots, \mathcal{P}_{K_d}/(1 - \beta'')$ and the amplitude constraints $\mathcal{A}_1/3.42, \dots, \mathcal{A}_K/3.42$. Furthermore, the codes can be chosen in such a way that the decoding error vanishes for $n \rightarrow \infty$. For each k , the codebook size satisfies

$$M_k \geq \exp((n - L)R''_k) \geq \exp(n(1 - \beta'')R_k/(1 - \beta'')) > \exp(nR_k).$$

We next invoke Theorem 2 to obtain modified encoding and decoding procedures $E'_1, \dots, E'_{K'}, D'$ for n uses of the channel \mathcal{W} . For $k \in [K_a]$, we define

$$\mathcal{E}_k(s_{k,1}, \dots, s_{k,L}) := \mathcal{A}_a(s_{k,1} \mathbb{1}_{n_1}, \dots, s_{k,L} \mathbb{1}_{n_L}),$$

where $\mathbb{1}_{n_\ell}$ denotes the all-ones vector of length n_ℓ . For $k \in [K_d]$, we define

$$\mathcal{E}_{K_a+k}(m_k) := E'_k(m_k).$$

1) is satisfied since each $s_{k,\ell} \in [-1, 1]$. For 2), we note that the amplitude constraint is clearly satisfied due to Theorem 2-2) and the amplitude constraint of E_1, \dots, E_{K_d} . For the average power constraint, we note that the total power of each digital transmitter's pre-processor output is bounded as

$$\|\mathcal{E}_{K_a+k}(m_k)\|^2 = \|E'_k(m_k)\|^2 \stackrel{(a)}{=} \|E_k(m_k)\|^2 \stackrel{(b)}{\leq} (n-L) \frac{\mathcal{P}_k}{1-\beta} \stackrel{(c)}{\leq} n(1-\beta) \frac{\mathcal{P}_k}{1-\beta} = n\mathcal{P}_k,$$

where (a) is due to Theorem 2-1), (b) is due to the choice of $E_k(m_k)$, and (c) is due to $L \geq \beta n$.

Next, we define the digital part of \mathcal{D} as $\hat{m} := D'(Y^n)$. We observe that Y^n is actually $E'_1(m_1), \dots, E'_K(m_K)$ passed through the channel $\mathcal{W}_{s_1}^{n_1} \otimes \dots \otimes \mathcal{W}_{s_L}^{n_L}$ with $s_\ell := \mathcal{A}_a(s_{1,\ell} + \dots + s_{K,\ell})$. Therefore, 3a) follows immediately from the error guarantee of E_1, \dots, E_K, D in conjunction with Theorem 2-4).

Finally, we define the analog part of \mathcal{D} and calculate its distribution as

$$\begin{aligned} \hat{f}_\ell &:= \frac{1}{n_\ell \mathcal{A}_a} (Y_{n_1+\dots+n_{\ell-1}+1} + \dots + Y_{n_1+\dots+n_\ell}) \\ &\stackrel{(a)}{=} \frac{1}{n_\ell \mathcal{A}_a} (n_\ell \mathcal{A}_a (s_{1,\ell} + \dots + s_{K,\ell}) + N_{n_1+\dots+n_{\ell-1}+1} + \dots + N_{n_1+\dots+n_\ell}) \\ &= s_{1,\ell} + \dots + s_{K,\ell} + \frac{1}{n_\ell \mathcal{A}_a} (N_{n_1+\dots+n_{\ell-1}} + \dots + N_{n_1+\dots+n_\ell}), \end{aligned}$$

where step (a) is due to the definition of $\mathcal{E}_1, \dots, \mathcal{E}_{K_a}$ and Theorem 2-3). 3b) immediately follows, completing the proof of the theorem. \square

Remark 2. (Zero-rate analog transmissions). *If L grows sub-linearly in n , i.e., for any $\beta' > 0$ and sufficiently large n , we have $L < \beta'n$, then Theorem 3 guarantees that every inner point of $\bar{C}_{\mathcal{W}}(\mathcal{P}_1, \dots, \mathcal{P}_{K_d}, \mathcal{A}_1/3.42, \dots, \mathcal{A}_{K_d}/3.42)$ can be achieved for the digital transmissions.*

Proof of the achievability part of Theorem 1. We invoke Theorem 3 with β and β' from the Theorem 1 statement. Since $\beta < \beta'$, we can, for large enough n , pick L in such a manner that $\beta n \leq L \leq \beta'n$. We choose $n_1, \dots, n_{L-1} := 1/\beta'$ (which is an integer by definition) and $n_L := n - (L-1)/\beta' \geq n - (\beta'n - 1)/\beta' = 1/\beta'$. The sequence of schemes constructed with these choices clearly satisfies items 1), 2), 3), and 4) of Definition 2. For item 5), we note that by Theorem 3-3b), for every ℓ , \hat{f}_ℓ is a Gaussian approximation of the sum function with variance

$$V = \frac{\sigma^2}{n_\ell \mathcal{A}_a^2} \leq \frac{\beta' \sigma^2}{\mathcal{A}_a^2},$$

from which the MSE approximation follows by Lemma 1-1a). \square

C. Simple Numerical Bounds for the Amplitude and Power Constrained Gaussian MAC

In this section, we discuss simple inner and outer bounds for the rate region $\bar{C}_{\mathcal{W}}$ that appears in the statements of Theorems 1 and 3. In [25], the authors propose a method to determine the capacity region of a two-user Gaussian MAC under amplitude constraints only which is readily extensible to the case of a larger number of transmitters. The result which proves that optimizing input distributions are discrete with a finite number of mass points also holds in the case in which there is an additional average power constraint, however, using this fact to determine $\bar{C}_{\mathcal{W}}$ numerically could incur high computational complexity for a large number of transmitters. Moreover, if the amplitude constraint is somewhat generous compared to the average power constraint (which is the regime we focus on in this work), the true boundary of $\bar{C}_{\mathcal{W}}$ is not far away from much easier to obtain bounds, as was observed for the single-user case in [26]. In the following, we propose very simple such bounds based on the single-user capacities determined in [26] and discuss their tightness in a specific numerical example.

A code of block length n for the MAC consists of encoders

$$\mathcal{C}_1^n : [M_1] \rightarrow \mathbb{R}^n, \dots, \mathcal{C}_K^n : [M_K] \rightarrow \mathbb{R}^n,$$

and a decoder

$$d^n : \mathbb{R}^n \rightarrow [M_1] \times \dots \times [M_K].$$

The average decoding error over the channel \mathcal{W} is defined as

$$\varepsilon_{\text{dec}}^{\mathcal{W}}(\mathcal{C}_1^n, \dots, \mathcal{C}_K^n, d^n) := \frac{1}{M_1 \dots M_K} \sum_{m_1=1}^{M_1} \dots \sum_{m_K=1}^{M_K} \mathbb{P}(d(Y^n) \neq (m_1, \dots, m_K) \mid X_1^n = \mathcal{C}_1(m_1), \dots, X_K^n = \mathcal{C}_K(m_K))$$

A code has a rate associated with each transmitter $k \in [K]$ defined by

$$R_k := \frac{\log M_k}{n}.$$

A rate tuple (R_1, \dots, R_K) is called *achievable* under average power constraints $\mathcal{P}_1, \dots, \mathcal{P}_K$ if for every $n \in \mathbb{N}$, there is a code $\mathcal{C}_1^n, \dots, \mathcal{C}_K^n, d^n$ of rates at least (R_1, \dots, R_K) such that

$$\lim_{n \rightarrow \infty} \varepsilon_{\text{dec}}^{\mathcal{W}}(\mathcal{C}_1^n, \dots, \mathcal{C}_K^n, d^n) = 0, \quad \forall n \in \mathbb{N} \quad \forall k \in [K] \quad \forall m \in [M_k] \quad \frac{1}{n} \|\mathcal{C}_k^n(m)\|^2 \leq \mathcal{P}_k. \quad (18)$$

The capacity region of \mathcal{W} under average power constraint is defined as

$$C_{\mathcal{W}}(\mathcal{P}_1, \dots, \mathcal{P}_K) = \text{cl}\{(R_1, \dots, R_K) : (R_1, \dots, R_K) \text{ is achievable under average power constraints } \mathcal{P}_1, \dots, \mathcal{P}_K\}.$$

Similarly, a rate tuple (R_1, \dots, R_K) is called *achievable* under average power constraints $\mathcal{P}_1, \dots, \mathcal{P}_K$ and amplitude constraints $\mathcal{A}_1, \dots, \mathcal{A}_K$ if for every $\varepsilon_{\text{dec}} > 0$ there is a block length n and a code $\mathcal{C}_1^n, \dots, \mathcal{C}_K^n, d^n$ of rates (R_1, \dots, R_K) which satisfies (18) and

$$\forall k \in [K] \quad \forall m \in [M_k] \quad \|\mathcal{C}_k^n(m)\|_{\infty} \leq \mathcal{A}_k.$$

We recall definition (10) of the capacity region of \mathcal{W} under an average power constraint and an amplitude constraint:

$$\bar{C}_{\mathcal{W}}(\mathcal{P}_1, \dots, \mathcal{P}_K, \mathcal{A}_1, \dots, \mathcal{A}_K) = \text{cl}\{(R_1, \dots, R_K) :$$

$$(R_1, \dots, R_K) \text{ is achievable under average power constraints } \mathcal{P}_1, \dots, \mathcal{P}_K \text{ and amplitude constraints } \mathcal{A}_1, \dots, \mathcal{A}_K\}.$$

It is known [27, eq. (15.152), (15.153)] that under average power constraints the capacity region is

$$C_{\mathcal{W}}(\mathcal{P}_1, \dots, \mathcal{P}_K) = \left\{ (R_1, \dots, R_K) : \forall J \subseteq [K] \quad \sum_{k \in J} R_k \leq C \left(\frac{\sum_{k \in J} \mathcal{P}_k}{\sigma^2} \right) \right\}. \quad (19)$$

For the average power and amplitude constrained capacity region, a straightforward extension of [28, Theorem 8] to the case of more than two transmitters tells us that $\bar{C}_{\mathcal{W}}(\mathcal{P}_1, \dots, \mathcal{P}_K, \mathcal{A}_1, \dots, \mathcal{A}_K)$ is the convex closure of

$$\left\{ (R_1, \dots, R_K) : \exists P_1, \dots, P_K \quad \forall J \subseteq [K] \quad \sum_{k \in J} R_k \leq \mathbf{I}_{P_1, \dots, P_K, \mathcal{W}}((X_k)_{k \in J}; Y | (X_k)_{k \in [K] \setminus J}), \right. \\ \left. \forall k \in [K] \quad \mathbb{E}_{P_k} X_k^2 \leq \mathcal{P}_k, P_k(|X| > \mathcal{A}_k) = 0 \right\},$$

where $\mathbf{I}_{P_1, \dots, P_K, \mathcal{W}}(\cdot; \cdot)$ denotes mutual information between inputs and output of the channel \mathcal{W} under the input distributions P_1, \dots, P_K . For $K = 1$, it is shown in [26] that there is a unique optimal input distribution $\hat{P}(\mathcal{P}, \mathcal{A})$ with second moment at most \mathcal{P} and amplitude at most \mathcal{A} such that

$$\bar{C}_{\mathcal{W}}(\mathcal{P}, \mathcal{A}) = \left[0, \mathbf{I}_{\hat{P}(\mathcal{P}, \mathcal{A}), \mathcal{W}^{(1)}}(X; Y) \right],$$

where $\mathcal{W}^{(1)}$ denotes the channel \mathcal{W} with $K = 1$.

We also define rate regions

$$\hat{C}_{\mathcal{W}}(\mathcal{P}_1, \dots, \mathcal{P}_K, \mathcal{A}_1, \dots, \mathcal{A}_K) := \\ \left\{ (R_1, \dots, R_K) : \forall J \subseteq [K] \quad \sum_{k \in J} R_k \leq \mathbf{I}_{\hat{P}(\mathcal{P}_1, \mathcal{A}_1), \dots, \hat{P}(\mathcal{P}_K, \mathcal{A}_K), \mathcal{W}} \left(\sum_{k \in J} X_k; Y | (X_k)_{k \in [K] \setminus J} \right) \right\} \\ \check{C}_{\mathcal{W}}(\mathcal{P}_1, \dots, \mathcal{P}_K, \mathcal{A}_1, \dots, \mathcal{A}_K) := \\ \left\{ (R_1, \dots, R_K) : \forall k \in [K] \quad R_k \leq \mathbf{I}_{\hat{P}(\mathcal{P}_k, \mathcal{A}_k), \mathcal{W}^{(1)}}(X; Y) \right\}$$

It is clear from the definition of $\bar{C}_{\mathcal{W}}(\mathcal{P}_1, \dots, \mathcal{P}_K, \mathcal{A}_1, \dots, \mathcal{A}_K)$ that for every inner point (R_1, \dots, R_K) of the region $\bar{C}_{\mathcal{W}}(\mathcal{P}_1, \dots, \mathcal{P}_K, \mathcal{A}_1, \dots, \mathcal{A}_K)$ and every $k \in [K]$, there are probability distributions P_1, \dots, P_K such that

$$R_k \leq \mathbf{I}_{P_1, \dots, P_K, \mathcal{W}}(X_k; Y | X_1, \dots, X_{k-1}, X_{k+1}, \dots, X_K) \\ \stackrel{(a)}{=} \mathbf{I}_{P_1, \dots, P_K, \mathcal{W}}(X_k; Y - X_1 - \dots - X_{k-1} - X_{k+1} - \dots - X_K) \\ = \mathbf{I}_{P_k, \mathcal{W}^{(1)}}(X; Y) \\ \leq \mathbf{I}_{\hat{P}(\mathcal{P}_k, \mathcal{A}_k), \mathcal{W}^{(1)}}(X; Y),$$

where (a) is due to the additivity of \mathcal{W} . This yields

$$\hat{C}_{\mathcal{W}}(\mathcal{P}_1, \dots, \mathcal{P}_K, \mathcal{A}_1, \dots, \mathcal{A}_K) \subseteq \bar{C}_{\mathcal{W}}(\mathcal{P}_1, \dots, \mathcal{P}_K, \mathcal{A}_1, \dots, \mathcal{A}_K) \\ \subseteq C_{\mathcal{W}}(\mathcal{P}_1, \dots, \mathcal{P}_K) \cap \check{C}_{\mathcal{W}}(\mathcal{P}_1, \dots, \mathcal{P}_K, \mathcal{A}_1, \dots, \mathcal{A}_K). \quad (20)$$

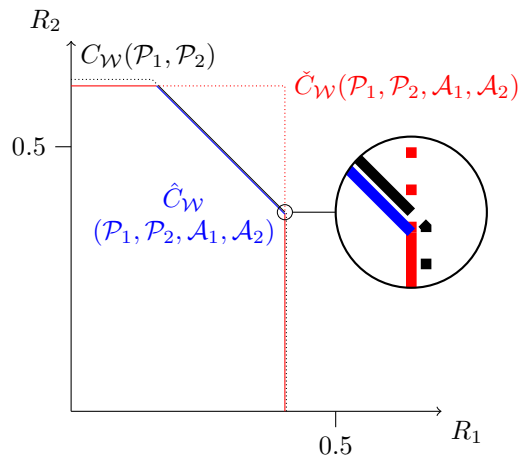


Fig. 4: Example of the amplitude-constrained rate region for $K = 2$, $\mathcal{P}_1 = 1$ dB, $\mathcal{P}_2 = 4$ dB, $\sigma^2 = 1$, $\mathcal{A}_1 = 2\sqrt{\mathcal{P}_1}$, $\mathcal{A}_2 = 2\sqrt{\mathcal{P}_2}$. The solid lines outline $\tilde{C}_{\mathcal{W}}(\mathcal{P}_1, \mathcal{P}_2, \mathcal{A}_1, \mathcal{A}_2)$, where in the region of the sum rate constraint, the boundary of the capacity region is somewhere between the two solid lines.

With the representation (19), it is easy to determine $C_{\mathcal{W}}(\mathcal{P}_1, \dots, \mathcal{P}_K)$ for any given set of parameters, and with the methods from [26], it is possible to numerically determine $\hat{C}_{\mathcal{W}}(\mathcal{P}_1, \dots, \mathcal{P}_K, \mathcal{A}_1, \dots, \mathcal{A}_K)$ and $\check{C}_{\mathcal{W}}(\mathcal{P}_1, \dots, \mathcal{P}_K, \mathcal{A}_1, \dots, \mathcal{A}_K)$.

It has been noted in [26] that even for moderately generous amplitude constraints, the constrained and unconstrained capacity bounds are very close in the single-user case. Our numerical evaluations suggest that this phenomenon is even more pronounced for sum rate constraints, making the inner and outer bounds in (20) quite tight in practice. In Fig. 4, we show a numerical example for the case of two users.

V. CONVERSE

In this section, we prove Theorem 4 which implies the converse part (second inclusion) of Theorem 1 via Corollary 1 proven at the end of the section. To make the notation in this section more compact, we use $\mathcal{K}_a := [K_a]$ to denote the set of analog transmitters and $\mathcal{K}_d := \{K_a + 1, \dots, K_a + K_d\}$ to denote the set of digital transmitters. If $A^n = (A_1, \dots, A_n)$ is a tuple of random variables and $J \subseteq [n]$, we use the shorthand $A_J := (A_n)_{n \in J}$ to denote the sub-tuple indexed by J and we use $\sum A_J := \sum_{n \in J} A_n$ to denote the sum of all elements of the tuple A_J . Moreover, whenever the set $[n]$ is clear from context, we use $J^c := [n] \setminus J$ to denote the complement of J . In the system model we use, the digital transmitters are numbered starting from $K_a + 1$ while some quantities related to the digital transmitters are numbered starting from 1. For simplicity, we use notations such as \mathcal{M}_{K_a+k} and \mathcal{M}_k or R_{K_a+k} and R_k interchangeably for $k \in [K_d]$ wherever the meaning is sufficiently clear from context.

Theorem 4. *Let $\mathcal{P}_1, \dots, \mathcal{P}_{K_d}, \mathcal{A}_1, \dots, \mathcal{A}_{K_d}, \mathcal{A}_a, R_1, \dots, R_{K_d}, V \in (0, \infty)$, $\beta \in (0, 1)$, $\sigma \in (0, \infty)$ and $K_a, K_d \in \mathbb{N}$ be fixed. Assume that for every $n \in \mathbb{N}$, there are $L \geq \beta n$, $M_1 \geq \exp(nR_1), \dots, M_{K_d} \geq \exp(nR_{K_d})$, encoders $\mathcal{E}_1 : [-1, 1]^L \rightarrow \mathbb{R}^n, \dots, \mathcal{E}_{K_a} : [-1, 1]^L \rightarrow \mathbb{R}^n, \mathcal{E}_{K_a+1} : [M_1] \rightarrow \mathbb{R}^n, \dots, \mathcal{E}_{K_a+K_d} : [M_{K_d}] \rightarrow \mathbb{R}^n$ and a decoder $\mathcal{D} : \mathbb{R}^n \rightarrow [M_1] \times \dots \times [M_{K_d}] \times \mathbb{R}^L$ such that items 1), 2), and 3a) of Theorem 3 are all satisfied, and for every $\ell \in [L]$, \hat{f}_ℓ approximates $f : (s_1, \dots, s_{K_a}) \mapsto s_1 + \dots + s_{K_a}$ with MSE V , i.e., we have, conditioned on any possible realization of $s_{1,1}, \dots, s_{1,L}, \dots, s_{K_a,1}, \dots, s_{K_a,L}, m_1, \dots, m_{K_d}$, that*

$$\mathbb{E} \left(\left(s_{1,\ell} + \dots + s_{K,\ell} - \hat{f}_\ell \right)^2 \right) \leq V. \quad (21)$$

Let $J_a \subseteq \mathcal{K}_a$. Then, there is a probability distribution $P_{Q, X_1, \dots, X_{K_a+K_d}} = P_Q P_{X_1, \dots, X_{K_a} | Q} P_{X_{K_a+1} | Q} \dots P_{X_{K_a+K_d} | Q}$ for a discrete random variable Q and the channel inputs $X_1, \dots, X_{K_a+K_d}$ such that

$$\begin{aligned} \mathbb{E}((X_{K_a+1})^2) &\leq \mathcal{P}_1, \dots, \mathbb{E}((X_{K_a+K_d})^2) \leq \mathcal{P}_{K_d}, \\ \mathbb{P}(|X_1| > \mathcal{A}_a) &= \dots = \mathbb{P}(|X_{K_a}| > \mathcal{A}_a) = \mathbb{P}(|X_{K_a+1}| > \mathcal{A}_1) = \dots = \mathbb{P}(|X_{K_a+K_d}| > \mathcal{A}_{K_d}) = 0 \end{aligned}$$

and for all $J_d \subseteq \mathcal{K}_d$, we have

$$\sum R_{J_d} \leq \mathbf{I}(X_{J_a}, X_{J_d}; Y | X_{J_a^c}, X_{J_d^c}, Q) - \left[\frac{\beta}{2} \log \frac{2|J_a|^2}{\pi e V} \right]^+. \quad (22)$$

Remark 3. We note that in this converse, the probability distribution of the random variables in (22) depends on J_a . However, this is sufficient here as in our proof of Corollary 1, we need to invoke Theorem 4 only for one specific choice of J_a . For details, see the proof of Corollary 1.

Before we proceed to prove Theorem 4, we need to establish two technical lemmas that state well-known facts.

Lemma 3. *Let A, B be independent and real-valued random variables. Suppose that B is absolutely continuous with respect to the Lebesgue measure. Then $A + B$ is absolutely continuous with respect to the Lebesgue measure.*

Proof. This is an immediate consequence of [29, Theorem 2.1.11]. \square

Lemma 4. *Let A_1, \dots, A_n, B be random variables, and let $A := A_1 + \dots + A_n + B + x$, where $x \in \mathbb{R}$ is deterministic. Assume that the tuple (A_1, \dots, A_n) is stochastically independent of B and that B is absolutely continuous with respect to the Lebesgue measure. Then*

$$\mathbf{I}(A_1, \dots, A_n; A) = \mathbf{I}(A_1 + \dots + A_n; A).$$

Proof. First note that by Lemma 3, A is absolutely continuous with respect to the Lebesgue measure. Hence, the differential entropies $h(A)$ and $h(B)$ exist and due to the equalities proven below, also the conditional differential entropies that appear in this proof. We have

$$\mathbf{I}(A_1, \dots, A_n; A) = h(A) - h(A|A_1, \dots, A_n) \stackrel{(a)}{=} h(A) - h(B|A_1, \dots, A_n) \stackrel{(b)}{=} h(A) - h(B),$$

where (a) is because under the condition (A_1, \dots, A_n) , we have that B is a shifted version of A , and (b) holds due to the independence assumption. Clearly, this derivation also holds with (A_1, \dots, A_n) replaced by $A_1 + \dots + A_n$, obtaining equality with the same term $h(A) - h(B)$ on the right hand side. \square

We now have established all technical preliminaries needed to prove our main converse result.

Proof of Theorem 4. We fix a block length n and the associated encoders $\mathcal{E}_1, \dots, \mathcal{E}_{K_a+K_d}$ and decoder \mathcal{D} that exist according to the assumption of the theorem, as well as $J_a \subseteq \mathcal{K}_a$ and $J_d \subseteq \mathcal{K}_d$. For the digital messages $(\mathcal{M}_1, \dots, \mathcal{M}_{K_d})$, we assume uniform distribution in $[M_1] \times \dots \times [M_{K_d}]$ (which in particular means that they are independent). According to our assumptions, the error guarantees hold for every possible realization of the analog values $(s_{1,1}, \dots, s_{1,L}, \dots, s_{K_a,1}, \dots, s_{K_a,L})$, which in particular means that they hold under any possible random distribution of these values. We will treat the analog values as random variables that are independent of the digital messages, with a distribution to be specified later. For now, we only make the following restrictions on their probability distribution:

$$\forall \ell \in \mathcal{L} \forall k \in J_a^c : s_{k,\ell} = 0 \text{ almost surely,} \quad (23)$$

$$\sum s_{J_a,1}, \dots, \sum s_{J_a,L} \text{ are independent.} \quad (24)$$

Let Q be a random variable, uniformly distributed in $[n]$ and independent of all random variables defined thus far. Denote $X_k := X_{k,Q}$ and $Y := Y_Q$. We bound the conditional mutual information of the inputs and outputs from both sides. From above, we use the bound

$$\begin{aligned} \mathbf{I}(X_{J_a}^n, X_{J_d}^n; Y^n | X_{J_a^c}^n, X_{J_d^c}^n) &\stackrel{(a)}{=} \sum_{i=1}^n \mathbf{I}(X_{J_a}^n, X_{J_d}^n; Y_i | X_{J_a^c}^n, X_{J_d^c}^n, Y^{i-1}) \\ &\leq \sum_{i=1}^n \mathbf{I}(X_{J_a}^n, X_{J_d}^n, X_{J_a^c, \{i\}^c}, X_{J_d^c, \{i\}^c}, Y^{i-1}; Y_i | X_{J_a^c}^n, X_{J_d^c}^n, Y^{i-1}) \\ &\stackrel{(b)}{\leq} \sum_{i=1}^n \mathbf{I}(X_{J_a}^n, X_{J_d}^n, X_{J_a^c, \{i\}^c}, X_{J_d^c, \{i\}^c}, Y^{i-1}; Y_i | X_{J_a^c, i}, X_{J_d^c, i}) \\ &\stackrel{(a)}{=} \sum_{i=1}^n \mathbf{I}(X_{J_a, i}, X_{J_d, i}; Y_i | X_{J_a^c, i}, X_{J_d^c, i}) + \sum_{i=1}^n \mathbf{I}(X_{\mathcal{K}_a, \{i\}^c}, X_{\mathcal{K}_d, \{i\}^c}, Y^{i-1}; Y_i | X_{\mathcal{K}_a, i}, X_{\mathcal{K}_d, i}) \\ &\stackrel{(c)}{=} \sum_{i=1}^n \mathbf{I}(X_{J_a, i}, X_{J_d, i}; Y_i | X_{J_a^c, i}, X_{J_d^c, i}) \\ &\stackrel{(d)}{=} n \sum_{i=1}^n \frac{1}{n} \mathbf{I}(X_{J_a}, X_{J_d}; Y | X_{J_a^c}, X_{J_d^c}, Q = i) \\ &= n \mathbf{I}(X_{J_a}, X_{J_d}; Y | X_{J_a^c}, X_{J_d^c}, Q), \end{aligned} \quad (25)$$

where both steps labeled (a) are due to the chain rule for mutual information, (b) is because the removed conditions are conditionally independent of Y_i given the first argument of the information, (c) follows from the memoryless property of

the channel, and (d) from the independence of Q of the other random variables. For the following, we slightly extend our convention about indexing tuples with sets and use $s_{J_a, \mathcal{L}} := (s_{k, \ell})_{k \in J_a, \ell \in \mathcal{L}}$. From below, we use the bound

$$\begin{aligned}
\mathbf{I}\left(X_{J_a}^n, X_{J_d}^n; Y^n | X_{J_a^c}^n, X_{J_d^c}^n\right) &\stackrel{(a)}{\geq} \mathbf{I}\left(s_{J_a, \mathcal{L}}, \mathcal{M}_{J_d}; \hat{f}_{\mathcal{L}}, \hat{\mathcal{M}}_{J_d} | X_{J_a^c}^n, X_{J_d^c}^n\right) \\
&\stackrel{(b)}{\geq} \mathbf{I}\left(s_{J_a, \mathcal{L}}, \mathcal{M}_{J_d}; \hat{f}_{\mathcal{L}}, \hat{\mathcal{M}}_{J_d}\right) \\
&\stackrel{(c)}{=} \mathbf{I}\left(\mathcal{M}_{J_d}; \hat{f}_{\mathcal{L}}, \hat{\mathcal{M}}_{J_d}\right) + \mathbf{I}\left(s_{J_a, \mathcal{L}}; \hat{f}_{\mathcal{L}}, \hat{\mathcal{M}}_{J_d} | \mathcal{M}_{J_d}\right) \\
&\geq \mathbf{I}\left(\mathcal{M}_{J_d}; \hat{\mathcal{M}}_{J_d}\right) + \mathbf{I}\left(s_{J_a, \mathcal{L}}; \hat{f}_{\mathcal{L}} | \mathcal{M}_{J_d}\right) \\
&\stackrel{(d)}{\geq} \mathbf{I}\left(\mathcal{M}_{J_d}; \hat{\mathcal{M}}_{J_d}\right) + \mathbf{I}\left(s_{J_a, \mathcal{L}}; \hat{f}_{\mathcal{L}}\right), \tag{26}
\end{aligned}$$

where (a) is due to the data processing inequality. (b) holds because $X_{J_a^c}^n$ is independent of $s_{J_a, \mathcal{L}}, \mathcal{M}_{J_d}$ due to (23), and $X_{J_d^c}^n$ is also independent of $s_{J_a, \mathcal{L}}, \mathcal{M}_{J_d}$ due to the independence assumption of digital messages. (c) is an application of the chain rule, and (d) holds because \mathcal{M}_{J_d} is independent of $s_{J_a, \mathcal{L}}$. We next further bound these terms separately. By Fano's inequality (e.g., [30, Section 2.1]), we have

$$\mathbf{I}\left(\mathcal{M}_{J_d}; \hat{\mathcal{M}}_{J_d}\right) = H(\mathcal{M}_{J_d}) - H(\mathcal{M}_{J_d} | \hat{\mathcal{M}}_{J_d}) \geq H(\mathcal{M}_{J_d}) - 1 - \delta n \sum R_{J_d} \geq n(1 - \delta) \sum R_{J_d} - 1, \tag{27}$$

where $\delta := 1/M_1 \cdots M_{K_d} \sum_{m_1=1}^{M_1} \cdots \sum_{m_{K_d}=1}^{M_{K_d}} \delta_{m_1, \dots, m_{K_d}}$ denotes the average digital decoding error which tends to 0 since Theorem 3-3a) is satisfied by assumption. For the analog part, we obtain

$$\begin{aligned}
\mathbf{I}\left(s_{J_a, \mathcal{L}}; \hat{f}_{\mathcal{L}}\right) &\stackrel{(a)}{\geq} \mathbf{I}\left(\sum s_{J_a, 1}, \dots, \sum s_{J_a, L}; \hat{f}_{\mathcal{L}}\right) \\
&\stackrel{(b)}{=} \sum_{\ell=1}^L \mathbf{I}\left(\sum s_{J_a, \ell}; \hat{f}_{\mathcal{L}} | \sum s_{J_a, 1}, \dots, \sum s_{J_a, \ell-1}\right) \\
&\stackrel{(24)}{\geq} \sum_{\ell=1}^L \mathbf{I}\left(\sum s_{J_a, \ell}; \hat{f}_{\ell}\right) \\
&= \sum_{\ell=1}^L \mathbf{I}\left(\frac{\sum s_{J_a, \ell}}{\sqrt{V}}; \frac{\hat{f}_{\ell}}{\sqrt{V}}\right) \tag{28}
\end{aligned}$$

where (a) is by replacing the first argument of the information with a function of it and (b) is due to the chain rule. We fix ℓ for now and use the shorthand notation $A := \sum s_{J_a, \ell} / \sqrt{V}$ and $\hat{A} := \hat{f}_{\ell} / \sqrt{V}$. Moreover, we define a new random variable $B \sim \mathcal{N}(0, \sigma_B^2)$ with some $\sigma_B > 0$. We fix the distributions of $s_{1, \ell}, \dots, s_{K_a, \ell}$ such that for all $k, k' \in J_a$, we have $s_{k, \ell} = s_{k', \ell}$ almost surely and $s_{k, \ell}$ follows a uniform distribution on $[-1, 1]$. Together with (23) and (21), this means that A follows a uniform distribution on $[-|J_a|/\sqrt{V}, |J_a|/\sqrt{V}]$ and

$$\mathbb{E}\left(\left(A - \hat{A}\right)^2\right) \leq 1. \tag{29}$$

With these definitions and choices, we calculate

$$\begin{aligned}
\mathbf{I}\left(\frac{\sum s_{J_a, \ell}}{\sqrt{V}}; \frac{\hat{f}_{\ell}}{\sqrt{V}}\right) &= \mathbf{I}\left(A; \hat{A}\right) \\
&\stackrel{(a)}{\geq} \mathbf{I}\left(A; \hat{A} + B\right) \\
&\stackrel{(b)}{=} h(A) - h(A | \hat{A} + B) \\
&\stackrel{(c)}{=} h(A) - h(A - \hat{A} - B | \hat{A} + B) \\
&\stackrel{(d)}{\geq} h(A) - h(A - \hat{A} - B) \\
&\stackrel{(e)}{\geq} h(A) - \frac{1}{2} \log(2\pi e(1 + \sigma_B)^2) \\
&\stackrel{(f)}{=} \frac{1}{2} \log \frac{2|J_a|^2}{\pi e(1 + \sigma_B)^2 V}, \tag{30}
\end{aligned}$$

where (a) is due to the data processing inequality. For (b), we only need to ensure that the differential entropies that appear are well-defined. To this end, we note that A has a density with respect to the Lebesgue measure, implying that the differential

entropy $h(A)$ exists. Since B has a density with respect to the Lebesgue measure and is independent of A and \hat{A} , by Lemma 3, $\hat{A} + B$ also has a density, as does $\hat{A} + B$ conditioned on any realization of A . By the Bayes rule, this implies that A conditioned on any realization of $\hat{A} + B$ has a density and consequently, $h(A|\hat{A} + B)$ exists as well. (c) is due to the invariance of differential entropy to shifts. (d) is valid because conditioning does not increase entropy. To argue (e), we use (29) to calculate

$$\mathbb{E} \left((A - \hat{A} - B)^2 \right) = \mathbb{E} \left((A - \hat{A})^2 \right) - 2\mathbb{E} \left(B(A - \hat{A}) \right) + \mathbb{E} (B^2) \leq 1 + \sigma_B^2$$

and then use the well-known fact that differential entropy under a power constraint is maximized by a centered Gaussian distribution (see, e.g., [30, Section 2.2]). Finally, for (f), we use the uniform distribution of A which implies $h(A) = \log(2|J_a|/\sqrt{V})$.

The bound (30) is valid for every $\sigma_B > 0$ and is independent of ℓ . Letting $\sigma_B \rightarrow 0$ and substituting the resulting bound in (28), we obtain

$$\mathbf{I} \left(s_{J_a, \mathcal{L}}; \hat{f}_{\mathcal{L}} \right) \geq \frac{L}{2} \log \frac{2|J_a|^2}{\pi e V}.$$

Noting $\mathbf{I} \left(s_{J_a, \mathcal{L}}; \hat{f}_{\mathcal{L}} \right) \geq 0$ and combining this with (25), (26), and (27) yields

$$n\mathbf{I} \left(X_{J_a}, X_{J_d}; Y | X_{J_a^c}, X_{J_d^c}, Q \right) \geq n(1 - \delta) \sum R_{J_d} - 1 + \left[\frac{L}{2} \log \frac{2|J_a|^2}{\pi e V} \right]^+.$$

We divide this inequality by n and then let $n \rightarrow \infty$, arriving at (22). \square

Corollary 1. *Theorem 4 holds with its conclusion replaced by*

$$\sum R_{J_d} \leq \min_{k \in \{0, \dots, K_a\}} \left(C \left(\frac{\sum \mathcal{P}_{J_d} + k^2 \mathcal{A}_a^2}{\sigma^2} \right) - \left[\frac{\beta}{2} \log \frac{2k^2}{\pi e V} \right]^+ \right). \quad (31)$$

Proof. We fix an arbitrary J_d , a k that realizes the minimum in (31), and some $J_a \subseteq \mathcal{K}_a$ with $|J_a| = k$. With these choices, we invoke Theorem 4 and decompose the information term that appears in (22) as

$$\begin{aligned} \mathbf{I} \left(X_{J_a}, X_{J_d}; Y | X_{J_a^c}, X_{J_d^c}, Q \right) &\stackrel{(a)}{=} \mathbf{I} \left(X_{J_a}; Y | X_{J_a^c}, X_{J_d^c}, Q \right) + \mathbf{I} \left(X_{J_d}; Y | X_{\mathcal{K}_a}, X_{J_d^c}, Q \right) \\ &\stackrel{(b)}{=} \mathbf{I} \left(\sum X_{J_a}; Y | X_{J_a^c}, X_{J_d^c}, Q \right) + \mathbf{I} \left(\sum X_{J_d}; Y | X_{\mathcal{K}_a}, X_{J_d^c}, Q \right), \end{aligned} \quad (32)$$

where (a) is due to the chain rule for mutual information and for (b), we apply Lemma 4 in each summand. For each $k \in J_d$, the power constraint $\mathbb{E}((X_k)^2) \leq \mathcal{P}_k$ from the statement of Theorem 4 implies a variance constraint $\text{Var}(X_k) \leq \mathcal{P}_k$. Due to the independence of the variables in J_d , this means that the sum obeys a variance constraint $\text{Var}(\sum X_{J_d}) \leq \sum \mathcal{P}_{J_d}$. We can obtain a simple upper bound for the second summand in (32) by disregarding the amplitude constraint. In this case it is known that the information is maximized by Gaussian input distributions which yields

$$\mathbf{I} \left(\sum X_{J_d}; Y | X_{\mathcal{K}_a}, X_{J_d^c}, Q \right) \leq C \left(\sum \mathcal{P}_{J_d} / \sigma^2 \right). \quad (33)$$

For the first summand in (32), we do not necessarily have independence of the variables in J_a , but from Theorem 4, we know that for every $k \in J_a$, we have $|X_k| \leq \mathcal{A}_a$ almost surely. From this, we can conclude $|\sum X_{J_a}| \leq |J_a| \mathcal{A}_a$ and therefore $\mathbb{E}((\sum X_{J_a})^2) \leq |J_a|^2 \mathcal{A}_a^2$. Again disregarding the amplitude constraint and only considering the power constraint, we obtain

$$\mathbf{I} \left(\sum X_{J_a}; Y | X_{J_a^c}, X_{J_d^c}, Q \right) \leq C \left(\frac{|J_a|^2 \mathcal{A}_a^2}{\sum \mathcal{P}_{J_d} + \sigma^2} \right). \quad (34)$$

Substituting (33) and (34) into (32) yields

$$\mathbf{I} \left(X_{J_a}, X_{J_d}; Y | X_{J_a^c}, X_{J_d^c}, Q \right) \leq C \left(\frac{\sum \mathcal{P}_{J_d}}{\sigma^2} \right) + C \left(\frac{|J_a|^2 \mathcal{A}_a^2}{\sum \mathcal{P}_{J_d} + \sigma^2} \right) = C \left(\frac{|J_a|^2 \mathcal{A}_a^2 + \sum \mathcal{P}_{J_d}}{\sigma^2} \right).$$

If we substitute this in (22), the corollary follows. \square

VI. SOCC FOR GENERAL FUNCTIONS IN $\mathfrak{F}_{\text{mon}}$

For simplicity, we have restricted the analog computations in Theorem 3 to the case where a sum of values in $[-1, 1]$ is computed. In this section, we extend this to a class of functions with a suitable nomographic representation, namely $\mathfrak{F}_{\text{mon}}$ from [22, Definition 3]. It is important to note that besides linear functions such as weighted sums (which are for instance important in federated learning applications), $\mathfrak{F}_{\text{mon}}$ also contains nonlinear functions such as p -norms for $p \geq 1$. For convenience, we recall the definition here.

Definition 3. ([22, Definition 3, equations (9)-(11)]). *A measurable function $f : \mathcal{S}_1 \times \dots \times \mathcal{S}_K \rightarrow \mathbb{R}$ is said to belong to $\mathfrak{F}_{\text{mon}}$ if there exist bounded and measurable functions $(f_k)_{k \in [K]}$, a measurable set $\mathcal{D} \subseteq \mathbb{R}$ with the property $f_1(\mathcal{S}_1) + \dots + f_K(\mathcal{S}_K) \subseteq \mathcal{D}$, a measurable function $F : \mathcal{D} \rightarrow \mathbb{R}$ such that for all $(s_1, \dots, s_K) \in \mathcal{S}_1 \times \dots \times \mathcal{S}_K$, we have*

$$f(s_1, \dots, s_K) = F \left(\sum_{k=1}^K f_k(s_k) \right),$$

and there is a strictly increasing function $\Phi : [0, \infty) \rightarrow [0, \infty)$ with $\Phi(0) = 0$ and

$$|F(x) - F(y)| \leq \Phi(|x - y|) \quad (35)$$

for all $x, y \in \mathcal{D}$. We call the function Φ an increment majorant of f and f_1, \dots, f_K, F with the properties above an $\mathfrak{F}_{\text{mon}}$ -nomographic representation of f . For $f \in \mathfrak{F}_{\text{mon}}$ with a fixed $\mathfrak{F}_{\text{mon}}$ -nomographic representation, we also define the following quantities:

$$\phi_{\min, k} := \inf_{s \in \mathcal{S}_k} f_k(s), \quad \phi_{\max, k} := \sup_{s \in \mathcal{S}_k} f_k(s), \quad \Delta(f) := \max_{k=1}^K (\phi_{\max, k} - \phi_{\min, k}). \quad (36)$$

In [22], there are a few examples of functions that are contained in $\mathfrak{F}_{\text{mon}}$, along with some discussion of their relevance for practical systems.

Corollary 2. *Let $f^{(1)}, \dots, f^{(L)}$ be a tuple of functions in $\mathfrak{F}_{\text{mon}}$, and for every ℓ , fix an $\mathfrak{F}_{\text{mon}}$ -nomographic representation $f_1^{(\ell)}, \dots, f_K^{(\ell)}, F^{(\ell)}$ of $f^{(\ell)}$ along with an increment majorant $\Phi^{(\ell)}$. We use $\phi_{\min, k}^{(\ell)}, \phi_{\max, k}^{(\ell)}$, and $\Delta(f^{(\ell)})$ to denote the quantities defined in (36).*

Then Theorem 3 holds, with 3b) replaced with

3b') *For every $\varepsilon \in (0, \infty)$, $\ell \in [L]$, we have, conditioned on every possible realization of $s_{1,1}, \dots, s_{1,L}, \dots, s_{K_a,1}, \dots, s_{K_a,L}, m_1, \dots, m_{K_d}$,*

$$\mathbb{P} \left(\left| f^{(\ell)}(s_{1,\ell}, \dots, s_{K,\ell}) - \hat{f}_\ell \right| \geq \varepsilon \right) \leq \frac{1}{\sqrt{\pi x}} \exp(-x),$$

where

$$x := \frac{2 \left(\Phi^{(\ell)-1}(\varepsilon) \right)^2}{\Delta(f^{(\ell)})^2} \cdot \frac{\mathcal{A}_a^2}{\sigma^2} \cdot n_\ell. \quad (37)$$

Proof. We define, for $k \in [K_a]$ and $\ell \in [L]$,

$$s'_{k,\ell} := 2 \frac{f_k^{(\ell)}(s_{k,\ell}) - \phi_{\min, k}^{(\ell)}}{\Delta(f^{(\ell)})} - 1. \quad (38)$$

Then clearly, $s'_{k,\ell} \in [-1, 1]$ for any choice $s_{k,\ell} \in \mathcal{S}_{k,\ell}$. According to Theorem 3, there are encoders $\mathcal{E}_1 : [-1, 1]^L \rightarrow \mathbb{R}^n, \dots, \mathcal{E}_{K_a} : [-1, 1]^L \rightarrow \mathbb{R}^n, \mathcal{E}_{K_a+1} : [M_1] \rightarrow \mathbb{R}^n, \dots, \mathcal{E}_{K_a+K_d} : [M_{K_d}] \rightarrow \mathbb{R}^n$ and a decoder $\mathcal{D} : \mathbb{R}^n \rightarrow [M_1] \times \dots \times [M_{K_d}] \times \mathbb{R}^L$ such that items 1), 2), and 3) from the Theorem 3 statement are all satisfied. We define the channel input from the analog transmitters as $X_k^n := \mathcal{E}_k(s'_{k,1}, \dots, s'_{k,L})$ and the channel input from the digital transmitters to be the same as in Theorem 3, namely $X_{K_a+k}^n := \mathcal{E}_{K_a+k}(\mathcal{M}_k)$. At the receiver, we apply the Theorem 3 decoder to the channel output which yields $\mathcal{D}(Y^n) = (\hat{\mathcal{M}}_1, \dots, \hat{\mathcal{M}}_{K_d}, \hat{f}'_{(1)}, \dots, \hat{f}'_{(L)})$. The reconstructed digital messages are then $\hat{\mathcal{M}}_1, \dots, \hat{\mathcal{M}}_{K_d}$, and the analog function estimates are computed by the receiver as follows:

$$\hat{f}_{(\ell)} := F^{(\ell)} \left(\left(\hat{f}'_{(\ell)} + K_a \right) \cdot \frac{\Delta(f^{(\ell)})}{2} + \sum_{k=1}^{K_a} \phi_{\min, k}^{(\ell)} \right) \quad (39)$$

Clearly, items 1), 2), and 3a) from the Theorem 3 statement carry over from Theorem 3. By Theorem 3 item 3b), we can write, for $\ell \in [L]$,

$$\hat{f}'_{(\ell)} = s'_{1,\ell} + \dots + s'_{K_a,\ell} + N_{\text{eff}}^{(\ell)},$$

where $N_{\text{eff}}^{(\ell)}$ is distributed as $\mathcal{N}(0, \sigma^2/n_\ell \mathcal{A}_a^2)$. So we can calculate

$$\begin{aligned} \hat{f}^{(\ell)} &\stackrel{(39)}{=} F^{(\ell)} \left(\left(\sum_{k=1}^{K_a} s'_{k,\ell} + N_{\text{eff}}^{(\ell)} + K_a \right) \cdot \frac{\Delta(f^{(\ell)})}{2} + \sum_{k=1}^{K_a} \phi_{\min,k}^{(\ell)} \right) \\ &\stackrel{(38)}{=} F^{(\ell)} \left(\left(2 \sum_{k=1}^{K_a} \frac{f_k^{(\ell)}(s_{k,\ell}) - \phi_{\min,k}^{(\ell)}}{\Delta(f^{(\ell)})} + N_{\text{eff}}^{(\ell)} \right) \cdot \frac{\Delta(f^{(\ell)})}{2} + \sum_{k=1}^{K_a} \phi_{\min,k}^{(\ell)} \right) \\ &= F^{(\ell)} \left(\sum_{k=1}^{K_a} f_k^{(\ell)}(s_{k,\ell}) + N_{\text{eff}}^{(\ell)} \cdot \frac{\Delta(f^{(\ell)})}{2} \right). \end{aligned}$$

This yields

$$\begin{aligned} \mathbb{P} \left(\left| f^{(\ell)}(s_{1,\ell}, \dots, s_{K_a,\ell}) - \hat{f}^{(\ell)} \right| \geq \varepsilon \right) &= \mathbb{P} \left(\left| F^{(\ell)} \left(\sum_{k=1}^{K_a} f_k^{(\ell)}(s_{k,\ell}) \right) - F^{(\ell)} \left(\sum_{k=1}^{K_a} f_k^{(\ell)}(s_{k,\ell}) + N_{\text{eff}}^{(\ell)} \cdot \frac{\Delta(f^{(\ell)})}{2} \right) \right| \geq \varepsilon \right) \\ &\stackrel{(35)}{\leq} \mathbb{P} \left(\Phi^{(\ell)} \left(\left| N_{\text{eff}}^{(\ell)} \cdot \frac{\Delta(f^{(\ell)})}{2} \right| \right) \geq \varepsilon \right) \\ &= \mathbb{P} \left(\left| \frac{N_{\text{eff}}^{(\ell)} \mathcal{A}_a \sqrt{n_\ell}}{\sigma} \right| \geq \frac{2\Phi^{(\ell)-1}(\varepsilon) \mathcal{A}_a \sqrt{n_\ell}}{\Delta(f^{(\ell)})\sigma} \right) \\ &\stackrel{(37)}{=} \mathbb{P} \left(\left| \frac{N_{\text{eff}}^{(\ell)} \mathcal{A}_a \sqrt{n_\ell}}{\sigma} \right| \geq \sqrt{2x} \right). \end{aligned}$$

Since $N_{\text{eff}}^{(\ell)} \mathcal{A}_a \sqrt{n_\ell}/\sigma$ is standard Gaussian, we can use the tail bound [23, Proposition 2.1.2] to finish the proof of the corollary. \square

VII. SIMULATION RESULTS

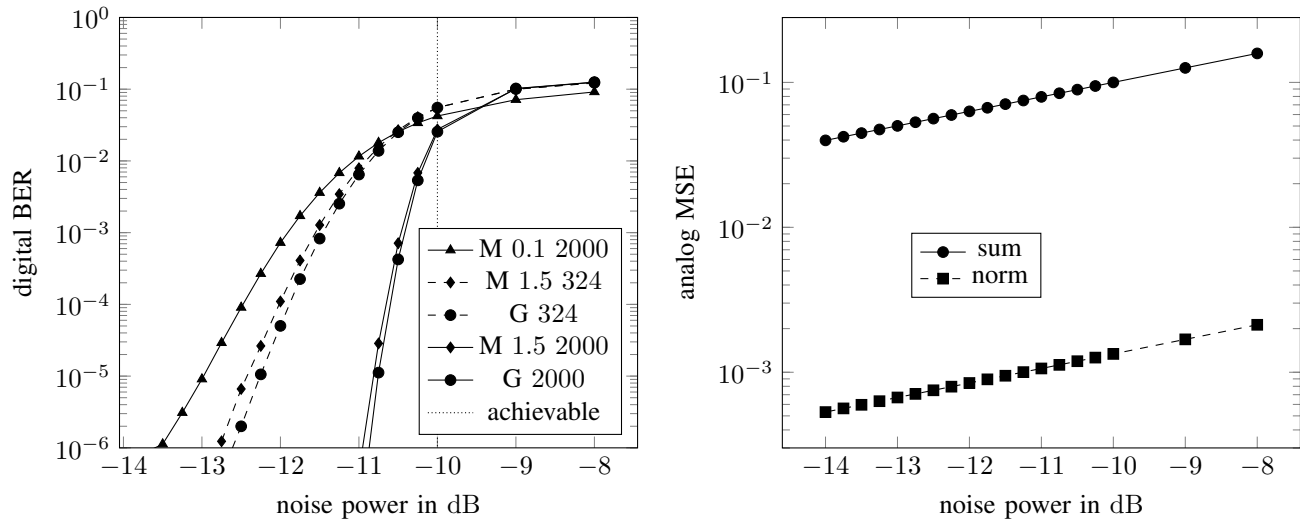
The SOCC scheme proposed in Theorem 3 uses a random coding argument to prove the reliability of the digital transmissions. This means that reliable decoding is possible only asymptotically for block lengths tending to infinity, and a straightforward implementation of this procedure (as is normal for random codes) would entail exponential computational complexity at codebook generation, encoding, and decoding, in addition to an exponential amount of memory that would be needed to store the random codebook. However, the technique we use in the proof of Theorem 3 consists of a constructive modification by additional pre- and post-processing as per Theorem 2 which consists of relatively low-dimensional linear maps and hence does not present a high computational burden in addition to the digital encoding and decoding. In the proof of Theorem 3, this modification is applied to a standard random codebook to prove the achievability bound for SOCC, but it is agnostic to the digital coding technique used and can also be applied to computationally feasible codes.

To illustrate this point and explore the practicality of SOCC schemes that are generated in this way, we have implemented such a SOCC scheme based on an LDPC coding and modulation scheme that is used in 5G. The Python code used for the simulations is available as an electronic supplement with this paper. In our example, we use a system model with $K_a = 10$ analog transmitters with a transmission power of -10 dB, $K_d = 1$ transmitter⁴ with a transmission power of 0 dB, and a varying noise power. For digital encoding, we use the `py3gpp` toolbox to LDPC-encode the digital message at a rate of 769 message bits per 1024 coded bits and modulate the resulting code word as complex channel symbols with a 16QAM scheme, yielding an overall code rate of about 2.08 nats per complex channel symbol. The input values held at the analog transmitters are drawn in such a way that the sums of all 10 values at each computation are uniformly distributed in $[-10, 10]$, and the analog rate is set at 0.1, corresponding to one computation per 10 real channel uses or to one computation per 5 complex channel uses. The scheme modifications proposed in Theorem 2 are designed for real signals and channels, so the signals are mapped from their complex representations to real vectors of twice the length before the additional processing steps and converted back to complex signals afterwards. Disregarding amplitude constraints,⁵ the scheme with these parameters is achievable for noise powers below -10.0 dB according to Theorem 1. We simulate the SOCC scheme both for the computation of sums and for 2-norms (which is a nonlinear function).

In Fig. 5a, we show the digital bit error rate (BER) for two different block lengths and various distributions of the additive channel noise. Besides Gaussian noise, we also simulate Middleton Class A noise, which has been found in real-world measurements to fairly accurately model various different common types of non-Gaussian interference in wireless

⁴We choose the case of a single transmitter for simplicity, but the SOCC scheme can be used with any practical multiple-access scheme in the same way, as detailed in the proof of Theorem 2.

⁵This means in particular that we cannot expect any scheme that is constructed as proposed in Theorem 2 to be reliable at noise powers greater than -10.0 dB.



(a) Digital BER for varying levels of channel noise. “G” stands for Gaussian noise, “M 1.5” for Middleton Class A noise with impulsive index and Gaussian-to-impulsive power ratio of 1.5, and “M 0.1” for Middleton Class A noise with impulsive index and Gaussian-to-impulsive power ratio of 0.1. The last number indicates how many digital bits were encoded per transmission, which at the parameters of the simulated scenario corresponds to a block length of 740 complex channel uses at 2000 bits and 120 complex channel uses at 324 bits. The vertical dashed line indicates the noise level below which the scheme is asymptotically achievable for block lengths tending to ∞ according to Theorem 1.

(b) Analog MSE for varying levels of channel noise. It should be kept in mind that the analog transmitters have a very low transmission power of -10 dB. The analog MSEs were determined for the same parameter sets as in Fig. 5a and confirmed to be equal for all evaluated block lengths and noise distributions. Therefore, only one line is shown per OTA computed function.

Fig. 5: Digital and analog error performance for the simulated SOCC scenario. Every data point shown is averaged over the transmission of approximately $2 \cdot 10^9$ digital bits.

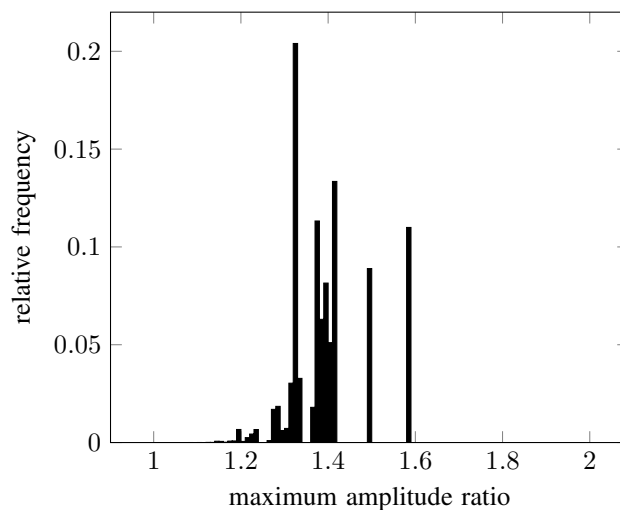


Fig. 6: Histogram showing the ratio between the maximal amplitude of the encoded and modulated digital code words before and after Theorem 2 processing. This includes all code words across all parameter sets contained in Fig. 5. The histogram shows that the maximal amplitude of none of the code words is increased by a factor of more than 1.6 in the simulated scenario. Note that Theorem 2 guarantees that the processing does not affect the average power of the code words.

communications. Examples of this are interfering radio communications, electromagnetic emissions from power lines, and interference from cosmic radiation [31, Table 2.1]. We compare the results for Gaussian distributions with a Middleton Class A distribution with an impulsive index and Gaussian-to-impulsive power ratio of 1.5, representing a moderate departure from the Gaussianity assumption, and with a Middleton Class A distribution where these two non-Gaussianity parameters have been set to 0.1, representing a more strongly non-Gaussian noise.⁶ As can be seen in the plots, the SOCC scheme can be practically implemented at moderate block lengths with a performance that is only about 1 dB away from the theoretical achievability bound, and the performance degrades only moderately when we use extremely short block lengths and/or the channel noise departs from the assumption of Gaussianity. The error curves are the same regardless of whether sums or 2-norms are computed in the analog part of the system (as can be expected from the theoretical results).

In Fig. 5b, we show the MSE of the two OTA computed functions. The error values are the same for all parameter sets evaluated in Fig. 5a, so we show only one curve for each OTA computed function. It should be kept in mind that in our example scenario, we have analog transmitters of a very low transmission power and that it can be expected that if the analog transmission power increases, the error will reduce in the same manner as for a corresponding decrease in noise power.

In Fig. 6, we show how the additional processing affects the maximum amplitude of the digital code words. Compared to standard LDPC coding and 16QAM modulation, our proposed SOCC scheme increases the maximal amplitude of code words by not more than a factor of approximately 1.6, which is much better performance in this regard than the theoretical upper bound of 3.42 according to Theorem 2-2), indicating that our analysis may be a little bit too pessimistic. We remark, however, that it can be seen in the proof of Lemma 2 that this factor increases as the analog computation rate β approaches 0 and that this factor is lower whenever $1/\beta$ is close to a power of 2. In our example, we have $\beta^{-1} = 10$, representing neither the best nor the worst possible case. For any given value of β^{-1} , $\|U_{\beta^{-1}}\|_{\infty}$ with U defined in the proof of Lemma 2, can easily be evaluated numerically. In the simulated scenario, we have $\|U_{10}\|_{\infty} \approx 1.75$, indicating that this provides a reasonably sharp upper bound for the factor of maximum amplitude increase.

We conclude from our numerical evaluations that the SOCC scheme we propose in this paper is very promising in terms of its practical applicability although we leave many important questions in this regard open for further research, such as the effects of fading with imperfect channel state information and the presence of interfering wireless communications, as well as the importance of perfect time synchronization between the digital and analog transmitters.

REFERENCES

- [1] Michael Gastpar. Uncoded transmission is exactly optimal for a simple Gaussian “sensor” network. *IEEE Transactions on Information Theory*, 54(11):5247–5251, 2008.
- [2] Bobak Nazer and Michael Gastpar. Computation over multiple-access channels. *IEEE Transactions on Information Theory*, 53(10):3498–3516, 2007.
- [3] Michael Gastpar and Martin Vetterli. Source-channel communication in sensor networks. In Feng Zhao and Leonidas Guibas, editors, *Information Processing in Sensor Networks*, pages 162–177. Berlin Heidelberg, Germany, 2003.
- [4] Mario Goldenbaum, Sławomir Stańczak, and Michał Kaliżan. On function computation via wireless sensor multiple-access channels. In *2009 IEEE Wireless Communications and Networking Conference*, pages 1–6. IEEE, 2009.
- [5] Mario Goldenbaum, Holger Boche, and Sławomir Stańczak. Harnessing interference for analog function computation in wireless sensor networks. *IEEE Transactions on Signal Processing*, 61(20):4893–4906, 2013.
- [6] Mario Goldenbaum, Holger Boche, and Sławomir Stańczak. Nomographic functions: Efficient computation in clustered Gaussian sensor networks. *IEEE Transactions on Wireless Communications*, 14(4):2093–2105, 2014.
- [7] Bobak Nazer and Michael Gastpar. Compute-and-forward: Harnessing interference through structured codes. *IEEE Transactions on Information Theory*, 57(10):6463–6486, 2011.
- [8] Songfu Cai and Vincent K. N. Lau. Modulation-free M2M communications for mission-critical applications. *IEEE Transactions on Signal and Information Processing over Networks*, 4(2):248–263, 2018.
- [9] Mohammad Mohammadi Amiri and Deniz Gündüz. Machine learning at the wireless edge: Distributed stochastic gradient descent over-the-air. *IEEE Transactions on Signal Processing*, 68:2155–2169, 2020.
- [10] Zhibin Wang, Yapeng Zhao, Yong Zhou, Yuanming Shi, Chunxiao Jiang, and Khaled B Letaief. Over-the-air computation: Foundations, technologies, and applications. *arXiv preprint arXiv:2210.10524*, 2022.
- [11] Alphan Şahin and Rui Yang. A survey on over-the-air computation. *IEEE Communications Surveys & Tutorials*, 2023.
- [12] Qiao Qi, Xiaoming Chen, Caijun Zhong, and Zhaoyang Zhang. Integration of energy, computation and communication in 6G cellular internet of things. *IEEE Communications Letters*, 24(6):1333–1337, 2020.
- [13] Qiao Qi, Xiaoming Chen, Caijun Zhong, and Zhaoyang Zhang. Integrated sensing, computation and communication in B5G cellular internet of things. *IEEE Transactions on Wireless Communications*, 20(1):332–344, 2021.
- [14] Yuhang Du, Lukuan Xing, Yong Zhou, and Yuanming Shi. Interference management for over-the-air computation and cellular coexistence systems. In *2021 IEEE Globecom Workshops (GC Wkshps)*, pages 1–5. IEEE, 2021.
- [15] Qiao Qi, Xiaoming Chen, Ata Khalili, Caijun Zhong, Zhaoyang Zhang, and Derrick Wing Kwan Ng. Integrating sensing, computing, and communication in 6G wireless networks: Design and optimization. *IEEE Transactions on Communications*, 70(9):6212–6227, 2022.
- [16] Wanli Ni, Yuanwei Liu, Zhaohui Yang, Hui Tian, and Xuemin Shen. Integrating over-the-air federated learning and non-orthogonal multiple access: What role can RIS play? *IEEE Transactions on Wireless Communications*, 21(12):10083–10099, 2022.
- [17] Udar Mittal and Nam Phamdo. Hybrid digital-analog (HDA) joint source-channel codes for broadcasting and robust communications. *IEEE Transactions on Information Theory*, 48(5):1082–1102, 2002.
- [18] Shlomo Shamai, Sergio Verdú, and Ram Zamir. Systematic lossy source/channel coding. *IEEE Transactions on Information Theory*, 44(2):564–579, 1998.
- [19] Sha Yao and Mikael Skoglund. Hybrid digital-analog relaying for cooperative transmission over slow fading channels. *IEEE Transactions on Information Theory*, 55(3):944–951, 2009.

⁶The two non-Gaussianity parameters of the Middleton Class A distribution range in $(0, \infty)$ and the Middleton Class A noise approaches a Gaussian distribution whenever at least one of these parameters tends to ∞ .

- [20] Amos Lapidoth and Stephan Tinguely. Sending a bivariate Gaussian over a Gaussian MAC. *IEEE Transactions on Information Theory*, 56(6):2714–2752, 2010.
- [21] Paolo Minero, Sung Hoon Lim, and Young-Han Kim. A unified approach to hybrid coding. *IEEE Transactions on Information Theory*, 61(4):1509–1523, 2015.
- [22] Matthias Frey, Igor Bjelaković, and Sławomir Stańczak. Over-the-air computation in correlated channels. *IEEE Transactions on Signal Processing*, 69:5739–5755, 2021.
- [23] Roman Vershynin. *High-Dimensional Probability: An Introduction with Applications in Data Science*, volume 47. Cambridge University Press, 2018.
- [24] Patrick Billingsley. *Probability and Measure*. Wiley, 3rd edition, 1995.
- [25] Babak Mamanipoor, Kamyar Moshksar, and Amir K. Khandani. Capacity-achieving distributions in gaussian multiple access channel with peak power constraints. *IEEE Transactions on Information Theory*, 60(10):6080–6092, 2014.
- [26] Joel G. Smith. The information capacity of amplitude-and variance-constrained scalar Gaussian channels. *Information and Control*, 18(3):203–219, 1971.
- [27] Thomas M. Cover and Joy A. Thomas. *Elements of Information Theory*. John Wiley& Sons, Hoboken, New Jersey, 2 edition, 2006.
- [28] Te Sun Han. An information-spectrum approach to capacity theorems for the general multiple-access channel. *IEEE Transactions on Information Theory*, 44(7):2773–2795, 2006.
- [29] Rick Durrett. *Probability: Theory and Examples*. Cambridge Series in Statistical and Probabilistic Mathematics. Cambridge University Press, Cambridge, UK, 4th edition, 2010.
- [30] Abbas El Gamal and Young-Han Kim. *Network Information Theory*. Cambridge University Press, Cambridge, UK, 2011.
- [31] D. Middleton and A. D. Spaulding. Elements of weak signal detection in non-Gaussian noise environments. In V. Poor and J. B. Thomas, editors, *Advances in Statistical Signal Processing*, volume 2, pages 137–215. JAI Press, 1993.