

# SELECTLLM: Can LLMs Select Important Instructions to Annotate?

Ritik Sachin Parkar<sup>†,\*</sup> Jaehyung Kim<sup>◇,\*</sup> Jong Inn Park<sup>‡</sup> Dongyeop Kang<sup>‡</sup>

<sup>‡</sup>University of Minnesota, <sup>◇</sup>Carnegie Mellon University

{parka438, park2838, dongyeop}@umn.edu jae Hyun4@andrew.cmu.edu

## Abstract

Instruction tuning benefits from large and diverse datasets; however, creating such datasets involves a high cost of human labeling. While synthetic datasets generated by large language models (LLMs) have partly solved this issue, they often contain low-quality data. One effective solution is selectively annotating unlabelled instructions, especially given the relative ease of acquiring unlabelled instructions or texts from various sources. However, how to select unlabelled instructions is not well-explored, especially in the context of LLMs. Therefore, we introduce SELECTLLM, an alternative framework that leverages the capabilities of LLMs to select unlabelled instructions more effectively. Specifically, SELECTLLM consists of two key steps: Coreset-based clustering of unlabelled instructions for enlarging diversity and prompting of LLM to identify the most beneficial instructions within each cluster. We evaluate SELECTLLM on AlpacaEval2 and MT-Bench, demonstrating its ability to outperform state-of-the-art methods like Alpagasus. In addition, we compare the performance and compatibility of SELECTLLM with various LLMs, such as ChatGPT, LLaMA-3.1-70B, and Gemma-2-27b. SELECTLLM’s adaptability and robustness are further evidenced by its ability to maintain high performance across both human and synthetic datasets. All code and data are publicly available<sup>1</sup>.

## 1 Introduction

Instruction tuning, which fine-tunes language models (LMs) to follow human instructions constructed from diverse tasks, has shown impressive generalization performance on unseen tasks (Wei et al., 2022; Chung et al., 2022). However, creating large and diverse annotated instruction datasets is a major challenge due to the huge cost of human labeling. While synthetic datasets labeled by advanced large

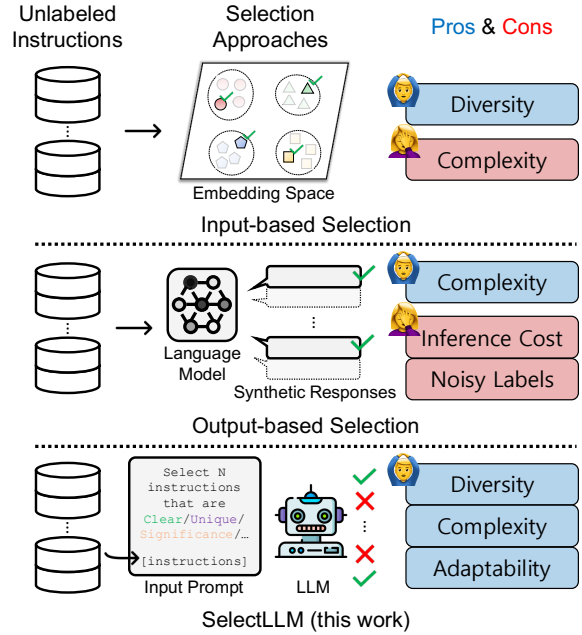


Figure 1: Conceptual comparison between previous approaches to select instructions and SELECTLLM. Focusing on input instructions (**top**) is unable to consider the difficulty or uncertainty of response. Output-based methods (**middle**) can suffer from the inference cost and quality issues of synthetic responses. SELECTLLM (**bottom**) does not suffer from these issues by estimating the effectiveness of instructions via prompting LLMs.

language models (LLMs) have partly addressed this issue (Taori et al., 2023; Wang et al., 2022a), they often contain low-quality data, highlighting the need for more focus on dataset refinement (Zhou et al., 2023; Cao et al., 2023; Das et al., 2024).

A promising approach to overcoming these challenges is to select a smaller subset of high-quality unlabelled instructions and annotate it (similar to active learning (Settles, 2009)), as accessing unlabelled instructions from various sources (Ni et al., 2023) is relatively easy. However, existing methods for selecting such *unlabeled* instructions have limitations; active learning algorithms that prioritize input density in the embedding space (Sener and Savarese, 2018) often fail to account for the

<sup>\*</sup>Equal Contribution.

<sup>1</sup><https://github.com/minnesotanlp/select-llm>

complexity and diversity of the response (label) for the given instruction. Alternatively, output-based methods that assess uncertainty in model predictions (Kung et al., 2023) or their quality (Chen et al., 2023b) struggle with high computational costs and the challenges from the quality of synthetic labels (Figure 1).

To address these limitations, we investigate a crucial question, inspired by recent works demonstrating the ability of LLMs to measure the quality or relevance of the texts (Sun et al., 2023; Liu et al., 2023): *Can LLMs select effective unlabelled instructions by leveraging their vast knowledge base to discern the complexity and utility of each instruction?*

**Contribution.** In this work, we introduce SELECTLLM, a novel framework that selects an effective subset of *unlabelled* instructions by prompting LLM. At a high level, we use LLM to estimate the usefulness and impact of each instruction *without corresponding labels*; through initial experiments presented in Figure 2, we verify that LLMs indeed possess such capability. To further improve the selection via LLMs, SELECTLLM first divides the entire set of whole unlabeled instructions into several small subsets; specifically, we use equal-size K-means clustering to create each subset with diverse unlabelled instructions while preserving the overall dataset structure. Then, SELECTLLM constructs an input query for each subset using a specifically designed input prompt for selecting with LLMs and forwards them to LLM to select a few instructions expected to be most helpful in fine-tuning models. While prior work has used prompting to filter low-quality labeled instructions on an instance-by-instance basis (Chen et al., 2023b), our approach is the first to explore direct selection from unlabeled instructions. Further, it is more effective as it enables batched selection.

We demonstrate the effectiveness of SELECTLLM compared to various SoTA selection methods on the Dolly (Conover et al., 2023) and Cleaned Alpaca (Taori et al., 2023) datasets. Our experiments reveal that SELECTLLM consistently outperforms these baselines across varied selection sizes. Notably, SELECTLLM surpasses the SoTA baseline Alpargasus (Chen et al., 2023b), which requires labeled instructions, on the Dolly dataset using both MT-Bench (Zheng et al., 2024) and AlpacaEval2 (Dubois et al., 2024) benchmarks, supported by human evaluation as well.

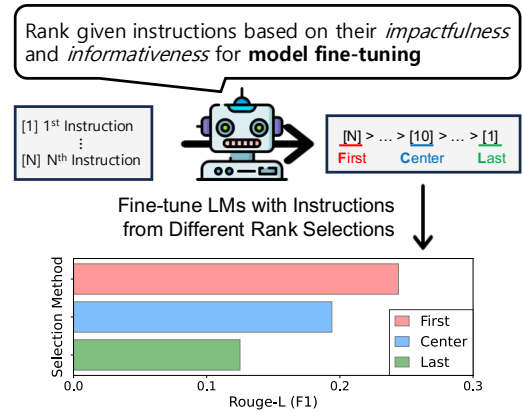


Figure 2: Experiments to verify LLMs’ capability to infer the importance of *unlabelled* instructions. We prompt ChatGPT to sort the instructions based on their effectiveness for model training; then, we compare the performance of three fine-tuned LMs (LLaMA-2) on instructions with different ranks (First, center, and last). A full prompt is presented in Appendix C.

We also demonstrate how SELECTLLM offers a cost-efficient way of using paid models, such as ChatGPT, compared to Alpargasus. Additionally, we compare the compatibility and performance of open-source LLMs with SELECTLLM relative to paid GPT models. Furthermore, the input prompt in SELECTLLM is designed to provide flexibility for easy customization to meet specific user needs, including reducing toxicity—something not offered by previous selection methods. This work introduces a novel approach to instruction selection and paves the way for leveraging LLMs to efficiently create high-quality, tailored instruction datasets.

## 2 Related Work

**Instruction tuning for LMs.** Instruction tuning (Wei et al., 2022), a form of fine-tuning LLMs, has emerged as a prominent methodology to align pre-trained LMs for various tasks by describing the tasks in the common form of instructions. Due to its ease of implementation and remarkable generalization capabilities for unseen tasks (Wei et al., 2022; Chung et al., 2022; Jang et al., 2023), it has gained substantial popularity recently. Constructing these instruction datasets with human annotations is a standard way (Conover et al., 2023; Sanh et al., 2021; Wang et al., 2022b), but this method faces challenges in terms of variety of instructions and the total number of instances due to labeling cost (Wang et al., 2022a); one promising solution for this limitation is to synthesize existing datasets

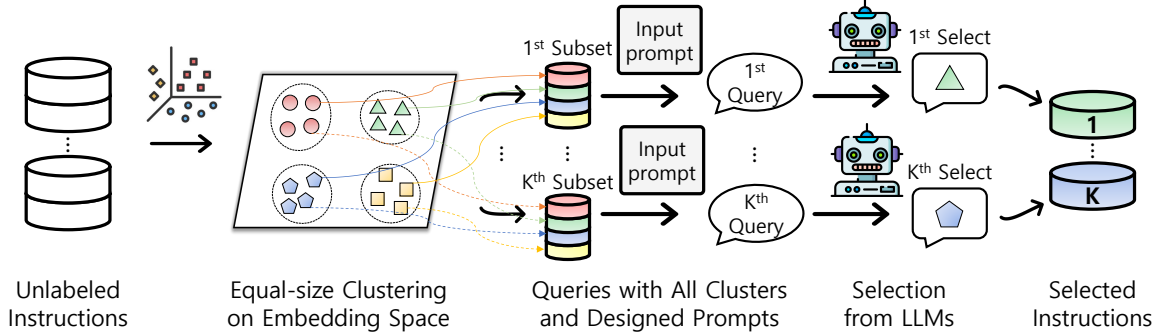


Figure 3: Illustration of the proposed SELECTLLM.

and create diverse, multi-task datasets with the help of LLMs such as Alpaca (Taori et al., 2023) and Self-instruct (Wang et al., 2022a). However, using LLM-created data increases the risk of including low-quality examples, and it is known that removing such noise from the dataset is critical for the effective instruction tuning of LLMs (Zhou et al., 2023; Cao et al., 2023; Das et al., 2024); therefore, in this work, we explore an alternative way to use LLMs to construct a high-quality instruction dataset, by using LLMs to select unlabeled instructions.

**Sample selection for efficient instruction tuning.** Expanding instruction datasets has its own set of challenges, including the need for extensive resources, time, human annotation, and the prevalence of redundant data. A common solution involves human intervention, such as the approach by Zhou et al. (2023), which manually annotates high-quality instructions after filtering out low-quality data. However, there are huge costs associated with such procedures done by human labor. An effective solution is to gather a large pool of unlabeled instructions and then selectively annotate the most useful ones, similar to the popular task of active learning (Settles, 2009; Sener and Savarese, 2018). Here, the most important thing is *selection criteria*.

One line of work focuses on *density* to include *diverse* instructions; for example, Chen et al. (2023a) map the unlabelled instructions into an embedding space and use K-means clustering (Hartigan and Wong, 1979) and the K-center greedy algorithm (Sener and Savarese, 2018) for the selection. The idea of clustering to select instruction data is also adopted in a vision-language domain (Wei et al., 2023). Another line of work focuses on *uncertainty* (or *difficulty*) of instructions measured with LLMs’ outputs; Kung et al. (2023) measure uncertainty by observing how LLM-generated responses vary with changes in the input instructions. Unlike

these approaches, we directly prompt LLMs with unlabelled instructions, to select the few examples expected to help train the model; from LLM’s capability of reasoning and generating useful responses, we assume that they could infer the impactfulness of the unlabelled instructions. Meanwhile, recent studies by (Chen et al., 2023b) and (Li et al., 2024) also prompt LLMs to construct high-quality instruction datasets. However, our work differs as we focus on selecting unlabelled instructions while they focus on filtering out low-quality labeled ones.

### 3 SELECTLLM: Select Important Unlabeled Instructions Using LLMs

#### 3.1 Preliminary

We first describe the problem setup of our interest. Let  $\mathcal{X} = \{x_i\}_{i=1}^M$  denote the given unlabeled dataset, where  $x_i$  represents  $i$ th unlabeled instruction and  $M$  is the total number of instructions. Then, our goal is to select  $N$  most effective unlabeled instructions from  $\mathcal{X}$  which will be labeled by human annotators, to fine-tune a target large language model (LLM)  $f_\theta$ , e.g., LLaMA-2 (Touvron et al., 2023), and make it be generalized for various instructions. Formally, we select  $N (< M)$  instructions under a selection criteria  $s(x) \in [0, 1]$  (i.e.,  $s(x) = 1$  indicates the selection of  $x$ ):

$$\mathcal{X}(s, N) = \{x \in \mathcal{X} | s(x) = 1, \sum_{x \in \mathcal{X}} s(x) = N\} \quad (1)$$

Then, the selected instruction  $x \in \mathcal{X}(s, N)$  is labeled with a corresponding label  $y$  by human annotators, and it results in the annotated instruction dataset  $\mathcal{D}$ , where  $\mathcal{D} = \{(x_j, y_j)\}_{j=1}^N$ . Therefore, the performance of LLM  $f_\theta$  fine-tuned on  $\mathcal{X}(s, N)$  significantly varies depending on which selection criteria  $s(x)$  is considered. While various selection criteria have been explored under tasks like active learning (see Sec 2), this direction is less explored

```

The following are {N} candidate instructions
that describe a task, each indicated by a
number identifier [].

[1]
### Instruction: {Example #1 Instruction}
### Input: {Example #1 Input}
.
.
.
[N]
### Instruction: {Example #N Instruction}
### Input: {Example #N Input}

Examine the provided list of {N} instructions
, each uniquely identified by a number in
brackets [].

Your task is to select {num} instructions
that excel in various aspects.

Look for instructions that are clear and
relevant, exhibit a high level of complexity
and detail, represent a diverse range of
scenarios and contexts, offer significant
instructional value and potential learning
gain, and present unique challenges and
specificity.

These selected instructions should ideally be
the most beneficial for model fine-tuning
after being annotated by human annotators.

Present your selections using the format [].
e.g., [1,2] or [2,3].

The most impactful {num} instructions (only
identifiers) are:

```

Figure 4: Designed input prompt of SELECTLLM.

under the paradigm of instruction tuning.

### 3.2 Selection via prompting LLMs

For the selection criteria  $s(x)$ , SELECTLLM proposes to use LLMs with a properly designed prompt without using ground truths or generated labels. Our high-level intuition is that LLMs can infer the potential impact of each instruction by only reading the instruction; as shown in Figure 2, we observed that the recent LLM, *e.g.*, ChatGPT, could estimate the effectiveness of each instruction for model training (*e.g.*, mistral-7b-v0.3), even without the corresponding labels. To further improve the effectiveness of selection via LLMs, we carefully designed the input prompt to incorporate several important perspectives for instruction tuning, and it is presented in Figure 4. Formally, this process could be described as follows: we first assume that the dataset  $\mathcal{X}$  is divided into  $K$  non-overlapped subsets, *i.e.*,  $\mathcal{X} = \bigcup_{k=1}^K \mathcal{X}_k$ . Then, we construct input query  $q_k$  using the designed prompt  $p_{\text{sel}}$  and

$\mathcal{X}_k$ , and forward it to LLM to select  $\tilde{N} = \lfloor N/K \rfloor$  examples:

$$S_k = \text{LLM}(p_{\text{sel}}(q_k, \tilde{N})) \quad (2)$$

where  $S_k = \{s(x) \in [0, 1] | x \in \mathcal{X}_k, \sum_{x \in \mathcal{X}_k} s(x) = \tilde{N}\}$ .

### 3.3 Composing query of LLMs via clustering

To further improve the effectiveness of using LLMs for selection, we carefully design how to divide the entire dataset into several subsets which would be used to construct input queries, based on the equal-size clustering method. Here, our high-level idea is composing the subsets that maximize the diversity among the instructions while maintaining the global structure of the dataset. Specifically, we first extract the embeddings of the instructions in  $\mathcal{X}$ , using the pre-trained sentence encoder  $g_\phi$  such as Sentence-BERT (Reimers and Gurevych, 2019a). Then, we conduct K-means clustering (Hartigan and Wong, 1979) on these embeddings, and calculate  $D \in \mathbb{R}^{N \times K}$ , the distance of all instances in  $\mathcal{X}$  to  $K$  cluster centers  $c_1, \dots, c_K$ . Based on the distances, we assigned each instance  $x$  among  $[1, K]$ , by iteratively taking the one with the shortest distance to the cluster center among the remaining instances, to guarantee equal sizes for each  $k$ .

Overall, the selection procedure of SELECTLLM is as follows: (1) construct input queries by separating the entire dataset into multiple subsets of diverse instructions. Then, (2) feed these queries into a LLM and get the selected indices. The formal presentation of these procedures is presented in Algorithms 1 and 2 in Appendix.

## 4 Experiments

### 4.1 Setups

**Datasets and metrics.** We use labeled datasets without using their responses to test our hypothesis. We utilize one human-generated dataset, Dolly (Conover et al., 2023), a combined effort of several Databricks employees, and one machine-generated dataset, Cleaned Alpaca, based on (Taori et al., 2023) but cleaned to fix errors in the original input prompts with responses generated by GPT-4. For performance evaluation, we assess the similarity between inferred and actual texts using Rouge scores and cosine similarity with various baselines. Additionally, we conduct MT-Bench and AlpacaEval2 evaluations on SELECTLLM, random selection,

Table 1: Experimental results on Dolly (Conover et al., 2023). Rouge-L (F1) and Cosine similarity of generated responses from fine-tuned LLaMA-2 by different numbers of examples are compared. The best and second best scores are highlighted in **bold** and underline, respectively.

Methods	Rouge-L (F1)			Cosine Similarity			Avg Across Sizes	
	1k	2k	3k	1k	2k	3k	Avg Rouge	Avg Cosine
Length <sub>short</sub>	0.073	0.109	0.130	0.192	0.265	0.336	0.104	0.264
Perplexity	0.158	0.183	0.192	0.402	0.433	0.453	0.178	0.429
CBS <sub>sbert</sub>	0.147	0.200	0.216	0.359	0.473	0.512	0.188	0.448
Length <sub>long</sub>	0.256	0.247	0.238	0.641	0.626	0.611	0.247	0.626
CBS <sub>instr</sub>	0.258	0.255	0.255	0.617	0.638	0.632	0.256	0.629
Random	0.239	0.264	0.278	0.589	0.644	0.650	0.260	0.628
Diversity	0.237	0.275	0.282	0.582	0.650	0.666	0.265	0.633
OpenEnd	0.258	0.271	<u>0.282</u>	0.627	0.641	<u>0.669</u>	0.270	0.646
Coreset	<u>0.271</u>	<u>0.281</u>	0.279	<u>0.649</u>	<u>0.662</u>	0.659	<u>0.277</u>	<u>0.657</u>
Ours	<b>0.278</b>	<b>0.288</b>	<b>0.289</b>	<b>0.668</b>	<b>0.680</b>	<b>0.686</b>	<b>0.285</b>	<b>0.678</b>

and a SoTA baseline, Alpapasus. MT-Bench assesses multi-turn conversation coherence, while AlpacaEval2 evaluates single-turn task performance.

**Baselines.** We consider several baselines for comparison with our algorithm as follows: (1) *Random*: selecting instances from the unlabeled dataset purely randomly. (2) *Length*: Considers the length of input instruction, focusing on both longer and shorter ones to evaluate their impact (Length<sub>long</sub> and Length<sub>short</sub>). (3) *Cluster-Based Selection (CBS)* (Chen et al., 2023a): transforming instructions into embedding space, clustering them with HDBSCAN (Campello et al., 2013), and selecting samples using the K-Center-Greedy algorithm. We consider two different embedding spaces with SentenceBERT (Reimers and Gurevych, 2019a) and InstructOR (Su et al., 2023), and denote them as CBS<sub>sbert</sub> and CBS<sub>instr</sub>, respectively. (4) *Perplexity* (Marion et al., 2023): selecting samples based on low per-token perplexity, indicating high model certainty and fluency. (5) *Diversity* (Wang et al., 2022a): for each instruction in the dataset, Rouge score is computed against a randomly selected subset comprising  $n$  samples ( $n \ll M$ ). Then, we select  $k$  samples that exhibit the minimum Rouge scores. (6) *Open-Endedness (OpenEnd)* (Li et al., 2023): generating three inferences per prompt, counting unique bigrams, and selecting samples with the greatest variety of bigrams. (7) *Coreset* (Sener and Savarese, 2018): Similar to CBS, transforming instructions into embedding space with Sentence-BERT, then selecting samples with K-Center-Greedy algorithm (Sener and Savarese, 2018). (8) *Alpapasus* (Chen et al., 2023b): Scoring

each data point with an auto-grader like ChatGPT based on dimensions such as helpfulness or accuracy and filtering out low-scored instances.

**Implementation Details.** For the Rouge and cosine similarity evaluations on the labeled datasets, we allocated 1k samples from each for testing, leaving 14k and 51k samples in the Dolly and Cleaned Alpaca datasets, respectively, for training. Subsets of 1k to 3k samples were selected from each train set using different sampling algorithms. The LLaMA-2 (7B) model was fine-tuned using QLoRa (Touvron et al., 2023) to optimize memory usage during training. To ensure robustness, we conducted experiments with three random seeds and averaged the results. In the second evaluation involving MT-Bench and AlpacaEval2, we used all 15k and 52k samples from Dolly and Cleaned Alpaca, respectively, fine-tuning the Mistral-7b-v0.3 (Jiang et al., 2023) with QLoRa. For instruction selection, we applied SELECTLLM, alongside ChatGPT (gpt-3.5-turbo-0125), Llama3.1-70B-IT with 8 bits Quantization, and Gemma 2-27B-IT (Team et al., 2024). Detailed training procedures are documented in the Appendix.

## 4.2 Main Results

In this section, we present our main experimental results. We first evaluate SELECTLLM and the baseline selection methods by fine-tuning LLaMA-2 on the selected samples and then evaluate the generated responses for the test instructions using two popular metrics Rouge-L (F1) and Cosine Similarity. To provide detailed insight, we measure the performance variations across different numbers of

Table 2: Experimental results on Cleaned Alpaca (Conover et al., 2023). Rouge-L (F1) and Cosine similarity of generated responses from fine-tuned LLaMA-2 by different numbers of examples are compared. The best and second best scores are highlighted in **bold** and underline, respectively.

Methods	Rouge-L (F1)			Cosine Similarity			Avg Across Sizes	
	1k	2k	3k	1k	2k	3k	Avg Rouge	Avg Cosine
Length <sub>short</sub>	0.219	0.263	0.261	0.519	0.632	0.625	0.248	0.592
Perplexity	0.264	0.278	0.272	0.628	0.646	0.640	0.271	0.638
CBS <sub>sbert</sub>	0.254	0.264	0.288	0.598	0.618	0.665	0.269	0.627
Length <sub>long</sub>	0.228	0.266	0.297	0.550	0.618	0.683	0.264	0.617
CBS <sub>instr</sub>	0.257	0.280	0.292	0.610	0.655	0.673	0.276	0.646
Random	<b>0.281</b>	<u>0.281</u>	0.271	<u>0.653</u>	0.662	0.656	0.278	0.657
Diversity	0.268	<b>0.286</b>	0.297	0.650	<b>0.673</b>	0.690	<u>0.284</u>	<u>0.671</u>
OpenEnd	0.250	0.247	0.276	0.616	0.601	0.645	0.258	0.621
Coreset	<u>0.277</u>	0.267	<u>0.299</u>	0.650	0.635	<u>0.695</u>	0.281	0.660
Ours	0.276	0.277	<b>0.301</b>	<b>0.661</b>	<u>0.667</u>	<b>0.707</b>	<b>0.285</b>	<b>0.678</b>

Table 3: MT-Bench and AlpacaEval2 evaluation results of fine-tuned Mistral-7B-inst-v0.3 on 3k samples of Dolly dataset selected with different methods. The MT-Bench scores range from 1 to 10, while AlpacaEval2 metrics include Length-Controlled (LC) win rates and raw win rates (WR) as percentages. The highest scores are **bolded**.

Model	MT-Bench (1-10)	AlpacaEval2 (%)	
		LC	WR
Mistral-7B (vanilla)	2.33	-	-
Random	5.44	4.00	1.93
Alpagasus	5.69	4.76	2.48
SLLM GPT 3.5	<b>6.12</b>	<b>6.72</b>	<b>3.29</b>
SLLM Llama	3.36	4.75	2.3
SLLM Gemma	5.00	4.32	2.11

selections (1k, 2k, and 3k) and the average performance across these sizes. The results for Dolly are in Table 1 and for Alpaca in Table 2, respectively. In addition, we compare our method with various LLMs (Open-sourced and Paid) against the current SoTA Alpagasus baseline on the MT-Bench and AlpacaEval2 benchmarks in Table 3. Consequently, our analysis leads to the following nuanced observations:

**Dominant performance of SELECTLLM.** *SelectLLM* consistently outperforms other methods in the Dolly dataset, maintaining a lead with an average improvement of 2.6% in Rouge Score and 3% in Cosine Similarity across all sample sizes. This highlights *SELECTLLM*’s adaptability and effectiveness in processing human-generated data. In the Cleaned Alpaca dataset, *SELECTLLM* shows its strength, particularly at the 1k and 3k sample

sizes, outperforming others on the cosine similarity metric. While its performance at the 2k size is slightly lower, the overall trend underscores its reliability across various data volumes.

**Consistent effectiveness across datasets.** *SELECTLLM* exhibits consistent improvements in both human and synthetic datasets. In contrast, other methods like Coreset, Diversity, and Length<sub>long</sub> show fluctuating performances depending on the dataset and sample size. For example, Coreset varies notably with sample size, while Diversity and Length<sub>long</sub> excel in the Cleaned Alpaca dataset but falter in the Dolly dataset. OpenEndedness performs better in Dolly but shows decreased effectiveness in Cleaned Alpaca. This uniformity across sample sizes sets *SELECTLLM* apart from other baselines and demonstrates its broad applicability.

**Improvements on MT-bench and AlpacaEval2.** *SELECTLLM* with GPT 3.5 outperforms other baselines, including Alpagasus, on both single-turn and multi-turn instruction following capabilities on Dolly. For example, compared to Alpagasus, *SELECTLLM* exhibits 1.96% improvement in length-controlled win rate on AlpacaEval2 and 7.56% relative improvement on MT-bench, respectively. This result is remarkable, especially considering the efficiency of *SELECTLLM*; *SELECTLLM* does not require the output labels for the selection, unlike Alpagasus, and consequently, it consumes a much smaller API cost for the selection, *e.g.*, *SELECTLLM*: 2.82\$ v.s. Alpagasus: 23.76\$ for selecting 3k samples among 52k samples of Cleaned Alpaca. The clustering process also substantially

Table 4: Win-Tie-Draw from Human evaluation (%) on Dolly 3k SELECTLLM against Alpapasus on 50 prompts.

Compared Methods	Win	Tie	Lose
SELECTLLM vs Alpapasus	<b>38</b>	27	35

Table 5: Cross-dataset generalization for 3k sample size. Rouge-L (F1) / Cosine similarity of generated responses from LLaMA-2. The best scores are highlighted in **bold**, and column names indicate the dataset trained on.

Methods	Dolly	Cleaned Alpaca
Random	0.205 / 0.589	0.260 / 0.669
OpenEnd	0.208 / 0.627	0.244 / 0.640
Coreset	0.208 / 0.651	<b>0.271 / 0.684</b>
SELECTLLM	<b>0.229 / 0.668</b>	0.263 / 0.683

reduces the API calls. More details are in Table 8.

On the other hand, SELECTLLM’s performance varies significantly based on the underlying model used for instruction selection. While GPT-3.5 yields the best results, open-source models like Llama and Gemma show mixed performance. SELECTLLM with Gemma performs reasonably well on MT-Bench but falls short on AlpacaEval2. SELECTLLM with Llama, despite its lower MT-Bench score, performs comparably to Alpapasus on AlpacaEval2. These results highlight the superiority of SELECTLLM when paired with a strong selection model like GPT-3.5, while also revealing the current limitations of open-source models in selecting unlabeled instructions. Results on the Alpaca are in the appendix.

**Cross-dataset generalization.** Lastly, we analyze how well models trained on one dataset using various sampling techniques generalize to the other dataset. Our results are presented in Table 5. Here, we made an intriguing observation about models trained on Dolly: the model trained using our approach remarkably performed better than all the baselines by 10% on the cleaned alpaca test set. On the Cleaned Alpaca, Coreset shows comparable performance to SELECTLLM in terms of Cosine Similarity and slightly better in Rouge scores. Further, Cleaned Alpaca appears to be a better dataset for cross-evaluation generalization when observing the performance of all baselines trained on it.

### 4.3 More Analyses with SELECTLLM

**Ablation study.** To show the effectiveness of each component of SELECTLLM, we ablate against

Table 6: Ablation study. Rouge and cosine similarity of generated responses from fine-tuned LLaMA-2 by selecting 1k examples on Dolly with different methods are compared. The best scores are highlighted in **bold**.

Division	Selection	Rouge-L (F1)	Cosine Sim
Random	Random	0.239	0.589
Random	OpenEnd	0.258	0.627
Random	LLM	0.274	0.651
Sim <sub>KMeans</sub>	LLM	0.264	0.625
Div <sub>KMeans</sub>	Random	0.236	0.585
Div <sub>KMeans</sub>	OpenEnd	0.251	0.617
Div <sub>KMeans</sub>	LLM	<b>0.278</b>	<b>0.668</b>

different combinations of local selection prompting methods (Sec 3.2) and global division algorithms (Sec 3.3) on 1k samples from Dolly. Table 6 shows the results. We first compare our prompting-based selection method with different non-prompting techniques under the same global division method such as Random and SELECTLLM’s method (called Div<sub>Kmeans</sub>). We observe that other selection methods, Random and OpenEndedness, are not as effective in comparison, highlighting the superiority of LLM-based selection in selecting higher-quality instructions for training other LLMs, without true labels.

Next, we compare the global division method, Div<sub>Kmeans</sub>, with Sim<sub>Kmeans</sub> and random sampling. Sim<sub>Kmeans</sub> clusters the instructions and then constructs input queries with similar instructions rather than diverse ones. We observe that Sim<sub>Kmeans</sub> performs the worst, indicating that having diverse instructions to choose from helps LLMs perform a better local selection. This is also highlighted by Random division performing better than Sim<sub>Kmeans</sub>, but worse than Div<sub>Kmeans</sub>.

**Human evaluation.** Two authors evaluated outputs generated by Alpapasus and SELECTLLM with GPT-3.5 models on 50 prompts (16 from MT-Bench and 34 from AlpacaEval2). The Inter-Annotator Agreement was measured with Krippendorff’s Alpha (Hayes and Krippendorff, 2007), yielding a value of 0.52. Results in Table 4 show SELECTLLM is preferred over the Alpapasus baseline, keeping consistent with the rest of the results.

**Comparison of outputs from fine-tuned LLMs.** We evaluate responses from LLMs fine-tuned with SELECTLLM against Random and Coreset baselines, including one such example on Open QA format in Table 7, with more in the appendix (Table 11).

Table 7: Examples of generated sentences from fine-tuned LLMs with different selection methods.

<p><b>Instruction (#1):</b> Write an email to the head of academic coaching at Services for Students with Disabilities sharing that I’ve applied to the coaching position. I have experience volunteering with children on the autism spectrum.</p> <p><b>Ground Truth:</b> Hi, I hope you are having a wonderful day. My name is __, and I just applied for the Program Staff position at the Services for Students with Disabilities to empower students who have disabilities to reach their academic dreams. My background working in higher education and volunteering with kids on the Autism spectrum combine to bring an empathetic and impactful perspective. Please let me know if there is anything else I can do at this time to be considered for this position. With gratitude,</p>		
<p><b>Random</b> <i>Dear Head of Academic Coaching,</i> <i>I am writing to share that I have applied to the coaching position. I have experience volunteering with children on the autism spectrum.</i> <i>Thank you for your time.</i> <i>Sincerely,</i> <i>Katie</i></p>	<p><b>Coreset</b> <i>I’m writing to share that I’ve applied to the coaching position. I have experience volunteering with children on the autism spectrum.</i></p>	<p><b>Ours</b> <i>Dear Head of Academic Coaching,</i> <i>I am writing to share that I have applied to the coaching position. I have experience volunteering with children on the autism spectrum. I am passionate about helping children with disabilities and I believe that I would be a great asset to your team. I am confident that I can make a positive impact on the lives of the students that I work with.</i></p>

Table 8: Cost comparison between SELECTLLM and Alpargus, a SOTA instruction-tuning data filtering algorithm on Alpaca dataset.

Methods	Size	# Tokens	Total Cost
Alpargus	Any	14M	\$ 23.76
SELECTLLM	1k	1.84M	\$ 2.77
	3k	1.85M	\$ 2.78

Table 9: Analysis of 1k selected instructions with different approaches on Dolly. Diversity is measured using kNN distance (Carbonera and Abel, 2015) with  $k = 1$ . Perplexity is measured with GPT2-large (Radford et al., 2019), and Length is the number of characters.

Methods	Diversity ( $\uparrow$ )	Perplexity ( $\downarrow$ )	Length
Random	0.721	89	460
Coreset	<b>0.931</b>	47	847
OpenEnd	0.710	71	646
SELECTLLM	<u>0.796</u>	<b>30</b>	<b>1417</b>

SELECTLLM shows a nuanced understanding and response capability. While Random and Coreset give basic, concise answers, SELECTLLM adds personalized, empathetic elements (highlighted in blue), showing deeper instruction comprehension. This reflects the advanced response capabilities needed in instruction-tuned models.

**Analysis of chosen instructions.** We provide additional experiments to examine *why* SELECTLLM *could be effective compared to other selection methods*. To this end, we first conduct statistical analysis for the instructions selected by Random, Coreset, OpenEnd, and SELECTLLM (Table 9). The results show that (1) SELECTLLM selects high quality (*i.e.*, lower perplexity) instructions with more de-

tails (*i.e.*, longer length), and (2) the selected instructions are considerably diverse; it demonstrates the effectiveness of selection by LLMs and composing diverse query via clustering, respectively. Next, to further explore the advantage of selection via LLMs over existing approaches, we conduct an additional comparison between SELECTLLM and the method that uses OpenEnd for local selection and  $\text{Div}_{\text{kmeans}}$  for global division, which is presented in 6th row in Table 6. Lastly, we present specific examples of the selections with two methods, along with the rationales for the selection with SELECTLLM generated via zero-shot chain-of-thought with ChatGPT (Kojima et al., 2022). As shown in Figure 5, we observe the several underlying rationales considered by LLM in making its selection. More examples are in Appendix (Figures 9 and 10).

## 5 Conclusion

We introduce SELECTLLM, a new approach that uses LLMs to choose an efficient subset from a set of unlabelled instructions. Our experiments on two popular datasets show that SELECTLLM is more effective than previous selection methods. This demonstrates how LLMs can improve the efficiency of instruction tuning for language models.

## Limitations

Despite the impressive performance of SELECTLLM, it is not without its limitations. A primary concern is the expense associated with utilizing LLMs like ChatGPT for data selection, which can be substantial. Additionally, the scalability



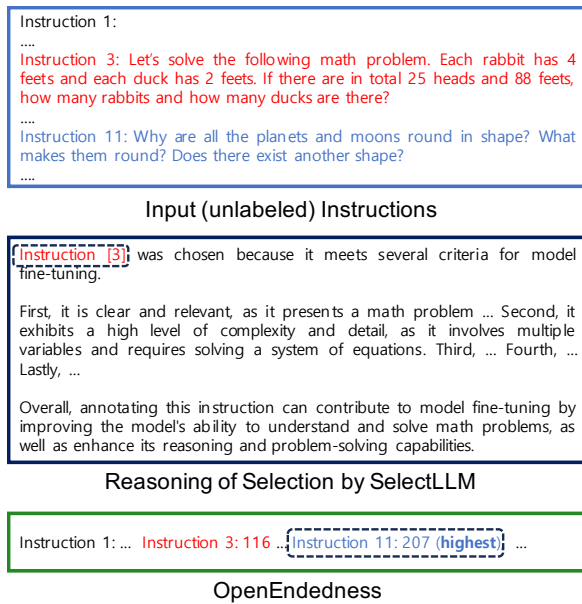


Figure 5: Qualitative example of selection with a given query composed of 14 instructions on Dolly.

of SELECTLLM when dealing with exceptionally large datasets, or in scenarios requiring real-time data annotation, remains an area that needs further exploration. This aspect is particularly crucial given the ever-increasing size of datasets and the imperative for efficient processing in a wide range of practical applications. Hopefully, these limitations will be addressed in the future upon our work.

## Broader Impact and Ethical Implications

The findings from our research not only establish the proficiency of LLMs in autonomously selecting high-quality data for training but also open new paths for future investigation in this domain. The successful application of LLMs in data-constrained environments is demonstrated by the exceptional ability of SELECTLLM. This study, therefore, marks a significant stride in the field of instruction tuning for LLMs, paving the way for more efficient and effective training methodologies and expanding the scope of autonomous capabilities of LLMs. In terms of ethical implications, the potential for any risk is limited to the application of LLMs in our framework, and the general risks associated with them such as LLMs showing bias in selecting certain instructions according to what it believes to be an impactful instruction. Further, bias can also be introduced based on how the prompt is designed by the user, when querying the LLMs in our framework.

## Acknowledgements

This project has been generously supported by funding from Cisco. We thank the Cisco team and Minnesota NLP group members for their invaluable feedback on both the project and this draft.

## References

- Ricardo J. G. B. Campello, Davoud Moulavi, and Joerg Sander. 2013. Density-based clustering based on hierarchical density estimates. In *Advances in Knowledge Discovery and Data Mining*, pages 160–172, Berlin, Heidelberg. Springer Berlin Heidelberg.
- Yihan Cao, Yanbin Kang, Chi Wang, and Lichao Sun. 2023. [Instruction mining: When data mining meets large language model finetuning](#).
- Joel Luis Carbonera and Mara Abel. 2015. A density-based approach for instance selection. In *2015 IEEE 27th International Conference on Tools with Artificial Intelligence (ICTAI)*, pages 768–774. IEEE.
- Hao Chen, Yiming Zhang, Qi Zhang, Hantao Yang, Xiaomeng Hu, Xuetao Ma, Yifan Yanggong, and Junbo Zhao. 2023a. Maybe only 0.5% data is needed: A preliminary exploration of low training data instruction tuning. *arXiv preprint arXiv:2305.09246*.
- Lichang Chen, Shiyang Li, Jun Yan, Hai Wang, Kalpa Gunaratna, Vikas Yadav, Zheng Tang, Vijay Srinivasan, Tianyi Zhou, Heng Huang, and Hongxia Jin. 2023b. [Alpagasus: Training a better alpaca with fewer data](#).
- Hyung Won Chung, Le Hou, Shayne Longpre, Barret Zoph, Yi Tay, William Fedus, Yunxuan Li, Xuezhi Wang, Mostafa Dehghani, Siddhartha Brahma, et al. 2022. Scaling instruction-finetuned language models. *arXiv preprint arXiv:2210.11416*.
- Mike Conover, Matt Hayes, Ankit Mathur, Jianwei Xie, Jun Wan, Sam Shah, Ali Ghodsi, Patrick Wendell, Matei Zaharia, and Reynold Xin. 2023. [Free dolly: Introducing the world's first truly open instruction-tuned llm](#).
- Debarati Das, Karin De Langis, Anna Martin-Boyle, Jaehyung Kim, Minhwa Lee, Zae Myung Kim, Shirley Anugrah Hayati, Risako Owan, Bin Hu, Ritik Parkar, Ryan Koo, Jonginn Park, Aahan Tyagi, Libby Ferland, Sanjali Roy, Vincent Liu, and Dongyeop Kang. 2024. [Under the surface: Tracking the artifactuality of llm-generated data](#).
- Tim Dettmers, Artidoro Pagnoni, Ari Holtzman, and Luke Zettlemoyer. 2023. [Qlora: Efficient finetuning of quantized llms](#).
- Yann Dubois, Balázs Galambosi, Percy Liang, and Tatsunori B Hashimoto. 2024. Length-controlled alpaca-eval: A simple way to debias automatic evaluators. *arXiv preprint arXiv:2404.04475*.

- John A Hartigan and Manchek A Wong. 1979. Algorithm as 136: A k-means clustering algorithm. *Journal of the royal statistical society. series c (applied statistics)*, 28(1):100–108.
- Andrew F. Hayes and Klaus Krippendorff. 2007. Answering the call for a standard reliability measure for coding data. *Communication Methods and Measures*, 1(1):77–89.
- Joel Jang, Seungone Kim, Seonghyeon Ye, Doyoung Kim, Lajanugen Logeswaran, Moontae Lee, Kyungjae Lee, and Minjoon Seo. 2023. Exploring the benefits of training expert language models over instruction tuning.
- Albert Q. Jiang, Alexandre Sablayrolles, Arthur Mensch, Chris Bamford, Devendra Singh Chaplot, Diego de las Casas, Florian Bressand, Gianna Lengyel, Guillaume Lample, Lucile Saulnier, L  lio Renard Lavaud, Marie-Anne Lachaux, Pierre Stock, Teven Le Scao, Thibaut Lavril, Thomas Wang, Timoth  e Lacroix, and William El Sayed. 2023. *Mistral 7b*.
- Takeshi Kojima, Shixiang Shane Gu, Machel Reid, Yutaka Matsuo, and Yusuke Iwasawa. 2022. Large language models are zero-shot reasoners. In *Advances in Neural Information Processing Systems (NeurIPS)*.
- Po-Nien Kung, Fan Yin, Di Wu, Kai-Wei Chang, and Nanyun Peng. 2023. Active instruction tuning: Improving cross-task generalization by training on prompt sensitive tasks.
- Liunian Harold Li, Jack Hessel, Youngjae Yu, Xiang Ren, Kai-Wei Chang, and Yejin Choi. 2023. Symbolic chain-of-thought distillation: Small models can also "think" step-by-step. In *Annual Meeting of the Association for Computational Linguistics (ACL)*.
- Yunshui Li, Binyuan Hui, Xiaobo Xia, Jiayi Yang, Min Yang, Lei Zhang, Shuzheng Si, Junhao Liu, Tongliang Liu, Fei Huang, and Yongbin Li. 2024. One shot learning as instruction data prospector for large language models.
- Yang Liu, Dan Iter, Yichong Xu, Shuhang Wang, Ruo Chen Xu, and Chenguang Zhu. 2023. Gpteval: Nlg evaluation using gpt-4 with better human alignment. *arXiv preprint arXiv:2303.16634*.
- Max Marion, Ahmet  st n, Luiza Pozzobon, Alex Wang, Marzieh Fadaee, and Sara Hooker. 2023. When less is more: Investigating data pruning for pretraining llms at scale.
- Jinjie Ni, Fuzhao Xue, Kabir Jain, Mahir Hitesh Shah, Zangwei Zheng, and Yang You. 2023. Instruction in the wild: A user-based instruction dataset. <https://github.com/XueFuzhao/InstructionWild>.
- Alec Radford, Jeffrey Wu, Rewon Child, David Luan, Dario Amodei, Ilya Sutskever, et al. 2019. Language models are unsupervised multitask learners. *OpenAI blog*, 1(8):9.
- Nils Reimers and Iryna Gurevych. 2019a. Sentencebert: Sentence embeddings using siamese bert-networks. In *Conference on Empirical Methods in Natural Language Processing (EMNLP)*.
- Nils Reimers and Iryna Gurevych. 2019b. Sentencebert: Sentence embeddings using siamese bert-networks. *CoRR*, abs/1908.10084.
- Victor Sanh, Albert Webson, Colin Raffel, Stephen H. Bach, Lintang Sutawika, Zaid Alyafeai, Antoine Chaffin, Arnaud Stiegler, Teven Le Scao, Arun Raja, Manan Dey, M Saiful Bari, Canwen Xu, Urmish Thakker, Shanya Sharma Sharma, Eliza Szczechla, Taewoon Kim, Gunjan Chhablani, Nihal Nayak, Debajyoti Datta, Jonathan Chang, Mike Tian-Jian Jiang, Han Wang, Matteo Manica, Sheng Shen, Zheng Xin Yong, Harshit Pandey, Rachel Bawden, Thomas Wang, Trishala Neeraj, Jos Rozen, Abheesht Sharma, Andrea Santilli, Thibault Fevry, Jason Alan Fries, Ryan Teehan, Stella Biderman, Leo Gao, Tali Bers, Thomas Wolf, and Alexander M. Rush. 2021. Multi-task prompted training enables zero-shot task generalization.
- Ozan Sener and Silvio Savarese. 2018. Active learning for convolutional neural networks: A core-set approach.
- Burr Settles. 2009. Active learning literature survey.(2009).
- Hongjin Su, Jungo Kasai, Yizhong Wang, Yushi Hu, Mari Ostendorf, Wen-tau Yih, Noah A Smith, Luke Zettlemoyer, Tao Yu, et al. 2023. One embedder, any task: Instruction-finetuned text embeddings. In *Annual Meeting of the Association for Computational Linguistics (ACL)*.
- Weiwei Sun, Lingyong Yan, Xinyu Ma, Pengjie Ren, Dawei Yin, and Zhaochun Ren. 2023. Is chatgpt good at search? investigating large language models as re-ranking agent. In *Conference on Empirical Methods in Natural Language Processing (EMNLP)*.
- Rohan Taori, Ishaan Gulrajani, Tianyi Zhang, Yann Dubois, Xuechen Li, Carlos Guestrin, Percy Liang, and Tatsunori B. Hashimoto. 2023. Stanford alpaca: An instruction-following llama model. [https://github.com/tatsu-lab/stanford\\_alpaca](https://github.com/tatsu-lab/stanford_alpaca).
- Gemma Team, Thomas Mesnard, Cassidy Hardin, Robert Dadashi, Surya Bhupatiraju, Shreya Pathak, Laurent Sifre, Morgane Riviere, Mihir Sanjay Kale, Juliette Love, Pouya Tafti, L  onard Hussenot, Pier Giuseppe Sessa, Aakanksha Chowdhery, Adam Roberts, Aditya Barua, Alex Botev, Alex Castro-Ros, Ambrose Slone, Am  lie H  liou, Andrea Tacchetti, Anna Bulanova, Antonia Paterson, Beth Tsai, Bobak Shahriari, Charline Le Lan, Christopher A. Choquette-Choo, Cl  ment Crepy, Daniel Cer, Daphne Ippolito, David Reid, Elena Buchatskaya, Eric Ni, Eric Noland, Geng Yan, George Tucker, George-Christian Muraru, Grigory Rozhdestvenskiy, Henryk Michalewski, Ian Tenney, Ivan Grishchenko,

- Jacob Austin, James Keeling, Jane Labanowski, Jean-Baptiste Lespiau, Jeff Stanway, Jenny Brennan, Jeremy Chen, Johan Ferret, Justin Chiu, Justin Mao-Jones, Katherine Lee, Kathy Yu, Katie Millican, Lars Lowe Sjoesund, Lisa Lee, Lucas Dixon, Machel Reid, Maciej Mikula, Mateo Wirth, Michael Sharman, Nikolai Chinaev, Nithum Thain, Olivier Bachem, Oscar Chang, Oscar Wahltinez, Paige Bailey, Paul Michel, Petko Yotov, Rahma Chaabouni, Ramona Comanescu, Reena Jana, Rohan Anil, Ross McIlroy, Ruibo Liu, Ryan Mullins, Samuel L Smith, Sebastian Borgeaud, Sertan Girgin, Sholto Douglas, Shree Pandya, Siamak Shakeri, Soham De, Ted Klimenko, Tom Hennigan, Vlad Feinberg, Wojciech Stokowiec, Yu hui Chen, Zafarali Ahmed, Zhitao Gong, Tris Warkentin, Ludovic Peran, Minh Giang, Clément Farabet, Oriol Vinyals, Jeff Dean, Koray Kavukcuoglu, Demis Hassabis, Zoubin Ghahramani, Douglas Eck, Joelle Barral, Fernando Pereira, Eli Collins, Armand Joulin, Noah Fiedel, Evan Senter, Alek Andreev, and Kathleen Kenealy. 2024. [Gemma: Open models based on gemini research and technology](#).
- Hugo Touvron, Louis Martin, Kevin Stone, Peter Albert, Amjad Almahairi, Yasmine Babaei, Nikolay Bashlykov, Soumya Batra, Prajwal Bhargava, Shruti Bhosale, Dan Bikel, Lukas Blecher, Cristian Canton Ferrer, Moya Chen, Guillem Cucurull, David Esiobu, Jude Fernandes, Jeremy Fu, Wenyin Fu, Brian Fuller, Cynthia Gao, Vedanuj Goswami, Naman Goyal, Anthony Hartshorn, Saghar Hosseini, Rui Hou, Hakan Inan, Marcin Kardas, Viktor Kerkez, Madian Khabsa, Isabel Kloumann, Artem Korenev, Punit Singh Koura, Marie-Anne Lachaux, Thibaut Lavril, Jenya Lee, Diana Liskovich, Yinghai Lu, Yuning Mao, Xavier Martinet, Todor Mihaylov, Pushkar Mishra, Igor Molybog, Yixin Nie, Andrew Poulton, Jeremy Reizenstein, Rashi Rungta, Kalyan Saladi, Alan Schelten, Ruan Silva, Eric Michael Smith, Ranjan Subramanian, Xiaoqing Ellen Tan, Binh Tang, Ross Taylor, Adina Williams, Jian Xiang Kuan, Puxin Xu, Zheng Yan, Iliyan Zarov, Yuchen Zhang, Angela Fan, Melanie Kambadur, Sharan Narang, Aurelien Rodriguez, Robert Stojnic, Sergey Edunov, and Thomas Scialom. 2023. [Llama 2: Open foundation and fine-tuned chat models](#).
- Yizhong Wang, Yeganeh Kordi, Swaroop Mishra, Alisa Liu, Noah A. Smith, Daniel Khashabi, and Hannaneh Hajishirzi. 2022a. Self-instruct: Aligning language model with self generated instructions.
- Yizhong Wang, Yeganeh Kordi, Swaroop Mishra, Alisa Liu, Noah A Smith, Daniel Khashabi, and Hannaneh Hajishirzi. 2023. Self-instruct: Aligning language model with self generated instructions. In *Annual Meeting of the Association for Computational Linguistics (ACL)*.
- Yizhong Wang, Swaroop Mishra, Pegah Alipoormolabashi, Yeganeh Kordi, Amirreza Mirzaei, Anjana Arunkumar, Arjun Ashok, Arut Selvan Dhanasekaran, Atharva Naik, David Stap, et al. 2022b. Super-naturalinstructions:generalization via declarative instructions on 1600+ tasks. In *EMNLP*.
- Jason Wei, Maarten Bosma, Vincent Y. Zhao, Kelvin Guu, Adams Wei Yu, Brian Lester, Nan Du, Andrew M. Dai, and Quoc V. Le. 2022. [Finetuned language models are zero-shot learners](#).
- Lai Wei, Zihao Jiang, Weiran Huang, and Lichao Sun. 2023. Instructiongpt-4: A 200-instruction paradigm for fine-tuning minigt-4. *arXiv preprint arXiv:2308.12067*.
- Lianmin Zheng, Wei-Lin Chiang, Ying Sheng, Siyuan Zhuang, Zhanghao Wu, Yonghao Zhuang, Zi Lin, Zhuohan Li, Dacheng Li, Eric Xing, et al. 2024. Judging llm-as-a-judge with mt-bench and chatbot arena. *Advances in Neural Information Processing Systems*, 36.
- Chunting Zhou, Pengfei Liu, Puxin Xu, Srinu Iyer, Jiao Sun, Yuning Mao, Xuezhe Ma, Avia Efrat, Ping Yu, Lili Yu, Susan Zhang, Gargi Ghosh, Mike Lewis, Luke Zettlemoyer, and Omer Levy. 2023. [Lima: Less is more for alignment](#).

## A More Details about Experiments

### A.1 Datasets

**1) Dolly (Conover et al., 2023):** The Dolly dataset, developed by Databricks, Inc., is a comprehensive collection of over 15,000 human-generated instruction-following records. It encompasses a variety of behavioral categories such as brainstorming, classification, closed and open QA, generation, information extraction, and summarization. This dataset was created by Databricks employees and is designed to enhance the interactivity and responsiveness of large language models (LLMs) similar to ChatGPT.

**2) Cleaned Alpaca:** Cleaned Alpaca is based on (Taori et al., 2023) but with responses generated by GPT-4. It addresses several issues found in the original dataset, which was generated using GPT-3. The cleaned dataset incorporates approximately 52,000 instructions.

### A.2 Baselines

**1) Random:** As the name suggests, random sampling involves selecting instances from the unlabeled dataset purely at random, without considering their informativeness or representativeness.

**2) Cluster-Based Selection (CBS<sub>sbert</sub> and CBS<sub>inst</sub>) (Chen et al., 2023a; Su et al., 2023):** Uses clustering for sample selection. CBS<sub>sbert</sub> involves transforming instructions into vector representations with Sentence-BERT (Reimers and Gurevych, 2019b), whereas the CBS<sub>inst</sub> method involves transforming the sentences into embeddings using a pre-trained embedder called InstructOR, derived from (Su et al., 2023). InstructOR is supposed to be faster in the conversion of sentences into embeddings. Once we have the embeddings, both these methods have similar steps. We then carry out clustering of the respective embeddings with HDBSCAN (Campello et al., 2013), followed by selecting samples using the K-Center-Greedy algorithm which focuses on cluster centroids.

**3) Perplexity (Li et al., 2023):** Selects samples based on low per-token perplexity, indicating high model certainty and fluency, akin to the approach in (Li et al., 2023).

**4) Diversity (Wang et al., 2022a):** This method utilizes Rouge scores to evaluate the diversity of prompts. For each instruction in the dataset, Rouge scores are computed against a randomly selected subset comprising  $n$  samples, where  $n$  is strictly less than the total size of the dataset ( $n < \text{Dataset}$

Size). The selection criterion is based on the aggregation of these Rouge scores. Specifically, we select samples that exhibit the minimum aggregated Rouge scores, thereby ensuring a diverse representation in the final dataset.

**5) Open-Endedness (Li et al., 2023):** Determines prompt open-endedness by generating three inferences per prompt, counting unique bigrams between the generated inferences, and selecting samples with the greatest variety of bigrams. This process follows the open-endedness criteria defined for samples with a broader range of chain of thought reasonings in (Li et al., 2023).

**6) Coreset (Sener and Savarese, 2018):** Similar to CBS, this method involves transforming data points into their embedding space with Sentence-BERT, then iterates a process to get subsets that maximize the coverage and diversity within each subset with a predetermined subset size. The algorithm selects samples by prioritizing those that maximize the distance to the nearest point already included in the subset, ensuring that the selected samples are diverse within each subset.

**7) Length:** Considers the length of prompts (Instruction + Input), focusing on both longer and shorter ones to evaluate their impact.

**8) Alpagasus (Chen et al., 2023b):** Scoring each data point with an auto-grader like ChatGPT based on dimensions such as helpfulness or accuracy and excluding low-quality data.

### A.3 SELECTLLM

In Algorithms 1 and 2, we describe the proposed algorithms, presented in Section 3. In addition, we present examples of generated sentences from fine-tuned LLMs with different selection methods in Table 11.

### A.4 Implementation details

Our experiment uses the Dolly and Cleaned Alpaca datasets. Depending on the purpose of the experiments, we use the different setups as described below:

**Setups for Rouge and Cosine Similarity Evaluations:** In Tables 1 and 2, we aim to compare the proposed method with various baselines comprehensively. To this end, we split the given dataset into training and test ones and evaluated each method. Since there were no explicit training or test splits for these datasets, we randomly sampled 1k samples from each dataset to form our test sets. This allocation leaves us with 51k samples in the Cleaned

Table 10: Comparison of different selection methods.

Sources	Complexity	Information	Flexibility	Cost
Input	Low	Low	Low	Low
Response	High	High	Low	Medium
LLMs	Medium	High	High	High

Alpaca dataset and 14k samples in the Dolly dataset for training purposes. Then, we apply one of our sampling algorithms to each training dataset to select a subset of data, varying the subset size between 1k to 3k samples for training, with an 80:20 training and validation split. We fine-tune LLaMA-2 (7B) model (Touvron et al., 2023) by employing QLoRa (Dettmers et al., 2023), a model optimization technique, to reduce the memory requirements during the fine-tuning and inference processes. For the experiments, we use three different random seeds and then compute the average of the evaluation scores from these three models to derive a final score for each method. We run a total of 20 epochs with a batch size of 6. We use the Paged optimizer and set the gradient accumulation steps at 2. To avoid overfitting and select the best model, we integrate an Early Stopping Callback with a patience of 3 epochs and a threshold of 0.01. Also, for selecting instructions with SELECTLLM, we commonly use ChatGPT (gpt-3.5-turbo-0613).

**Setups for MT-Bench and AlpacaEval2 Evaluations:** Next, we compare our method with the current state-of-the-art selection approach, Alpagasus (Chen et al., 2023b). For this, we sample from the entire Dolly (15k) and Cleaned Alpaca (52k) datasets, following the paper (Chen et al., 2023b). In addition, we include Random sampling as the baseline. Specifically, we sample 3k from Dolly and 9k from Cleaned Alpaca based on the publicly available sampled data for Alpagasus on both datasets for a direct comparison. We also obtain the entirety of the two datasets from the same source. The sampling techniques for SELECTLLM include ChatGPT versions (gpt-3.5-turbo-0125, gpt-4o-0513), Llama 3.1-70b-it (Q8), and Gemma-2-27b-it. We fine-tune mistral-7b-v0.3 (Jiang et al., 2023) by employing QLoRa. We use a single fixed random seed for training. We run a total of 3 epochs without Early Stopping.

---

**Algorithm 1** SELECTLLM

---

**Input:** Un-annotated instructions  $\mathcal{X}$ , large language model LLM, input prompt  $p_{\text{sel}}$ , sentence encoder  $g_\phi$ , number of samples in query  $K$ , number of queries  $T$ , number of output  $O$

**Output:** Selected indices  $S_{\text{all}}$

---

```

/* Construct input queries */
 $q_1, \dots, q_T \leftarrow \text{Diverse-query}(\mathcal{X}, g_\phi, K, T)$ 
 $S_{\text{all}} \leftarrow \emptyset$ 
for  $t = 1$  to  $T$  do
  /* Selection via LLM */
   $S_t \leftarrow \text{LLM}(p_{\text{sel}}(q_t, O))$ 
   $S_{\text{all}} \leftarrow S_{\text{all}} \cup S_t$ 
end for

```

---



---

**Algorithm 2** Diverse-query

---

**Input:** Un-annotated instructions  $\mathcal{X}$ , sentence encoder  $g_\phi$ , number of clusters  $K$ , number of queries  $T$

**Output:** Set of queries  $\{q_t\}_{t=1}^T$

---

```

 $c_1, \dots, c_K \leftarrow \text{K-means}(\{g_\phi(x)\}, K)$ 
 $d_{1,1}, \dots, d_{N,K} \leftarrow \text{l2-dist}(\{g_\phi(x)\}, \{c_k\})$ 
for  $k = 1$  to  $K$  do
   $I_k \leftarrow \text{argsort}\{d_{1,k}, \dots, d_{N,k}\}$ 
end for
 $A = \{1, \dots, N\}$ 
for  $t = 1$  to  $T$  do
   $q_t \leftarrow \emptyset$ 
  for  $k = 1$  to  $K$  do
     $s \leftarrow 1$ 
    while  $|q_t| < k$  do
      if  $I_k(s) \in A$  then
         $q_t \leftarrow q_t \cup \{x_{I_k(s)}\}$ 
      else
         $s \leftarrow s + 1$ 
      end if
    end while
  end for
end for

```

---

## B Comparison with Previous Selection Methods

In this section, we provide a detailed comparison between SELECTLLM and previous approaches for sample selection. First, we divide the existing sample selection approaches into two categories: *input-based* and *response-based* ones. Input-based approaches only use the input text to select samples, e.g., given instruction without the corresponding

label. For example, [Chen et al. \(2023a\)](#) transforms input instruction into embedding space, and then applies clustering and K-Center-Greedy algorithms. In contrast, response-based approaches first generate responses with the external model, and then select samples using both instruction and artificial response; for instance, one can utilize the fine-tuned LLMs with small labeled instructions ([Kung et al., 2023](#)) or fixed pre-trained LLMs ([Wang et al., 2023](#)).

Since the two approaches rely on different sources to extract the information for the samples, they have distinct characteristics. First, in terms of the complexity of the method, an input-based one is much simpler than a response-based one as it does not require additional processes like model fine-tuning or generation of the response. However, response-based one can utilize more information about the sample, thanks to the generated response, while it requires more cost to obtain that. In the case of SELECTLLM, it’s not very complex as the user can easily select the samples using the LLMs. Also, SELECTLLM utilizes extensive information within LLMs while inferring the importance of each sample to select the important ones with prompting. Although it requires the cost for prompting with ChatGPT-based approaches in our experiments, we remark that SELECTLLM exhibits the unique capability that could be flexibly adapted for the desired property and is still much cheaper than its counterparts like Alpagasus. We summarize the comparison of different approaches in [Table 10](#).

### C Verifying Capability of LLMs for Selecting Unlabelled Instruction

In this section, we present the full input prompt to verify whether LLMs could infer the importance of unlabelled instructions, providing details for the experiments in [Figure 2](#). We adapted the prompt from the recent work using LLMs for text re-ranking ([Sun et al., 2023](#)), and the prompt is presented in [Figure 6](#).

### D More Analyses with Chosen Instructions

In this section, we provide more details about additional analyses of chosen instructions. First, in [Figure 7](#), we present a full prompt to generate reasoning for the selection by SELECTLLM, which is used in [Figure 5](#). We analyze 10 clusters, each

```

This is RankGPT, an intelligent assistant that can rank instructions based on their impactfulness and informativeness for model fine-tuning, when labeled by humans, like active learning.

The following are {num} examples of instructions that describe a task, each indicated by a number identifier [].

[1]
### Instruction: {Example #1 Instruction}
### Input: {Example #1 Input}
.
.
.
[N]
### Instruction: {Example #N Instruction}
### Input: {Example #N Input}

I will rank the {num} instructions above based on their impactfulness and informativeness for model fine-tuning when labeled by humans, like active learning. The examples will be listed in descending order using identifiers, and the most impactful examples should be listed first, and the output format should be [] > [] > etc, e.g., [1] > [2] > etc.

The ranking results of the {num} examples (only identifiers) is

```

Figure 6: Full prompt to investigate the capability of LLM to infer the importance of instructions without labels.

containing 14 instructions, unveiling the LLM’s intricate selection criteria. Key factors influencing the LLM’s choices include clarity and relevance, complexity and detail, and the potential for instructional value and learning gains. The LLM shows a propensity for instructions that require a nuanced understanding and provide substantial learning opportunities, such as querying specific information about diverse topics like the Lollapalooza music festival, process mining, and the top speed of a Kia Stinger. Moreover, LLM consistently selects instructions that pose unique challenges and demand specificity, thereby testing and expanding its knowledge across various domains. [Figures 9](#) and [10](#) show more such detailed examples with the rationales provided by the LLM for its selection compared against the selection by OpenEndedness.

### E Comparison of Selected Sample with the Entire Dataset

We compared the SELECTLLM-3k sampled model with models trained on full Dolly and Cleaned Alpaca datasets. As detailed in [12](#) and [13](#), SE-

Table 11: More instances of closed QA showing SELECTLLM giving more concise answers. For example, in Instruction #3, all three models arrive at the correct answer, however, only SELECTLLM clearly distinguishes between the two terms by providing detailed definitions, highlighting its capacity to deliver more informative and contextually rich explanations

<b>Instruction (#2):</b> Where was Sarah Schechter born?		
<b>Input:</b> Schechter was born in Boston and grew up in Brookline, Massachusetts and New York City. Her father, Danny Schechter, a grandson of Russian-Jewish immigrant socialists, was a human rights activist, author, filmmaker and television producer.		
<b>Ground Truth:</b> Sarah Schechter was born in Boston, Massachusetts.		
<b>Random</b> <i>Sarah Schechter was born in Boston and grew up in Brookline, Massachusetts and New York City. Her father, Danny Schechter, a grandson of Russian-Jewish immigrant socialists, was a human rights activist, author, filmmaker and television producer.</i>	<b>Coreset</b> <i>Sarah Schechter was born in Boston and grew up in Brookline, Massachusetts and New York City. Her father, Danny Schechter, a grandson of Russian-Jewish immigrant socialists, was a human rights activist, author, filmmaker and television producer.</i>	<b>Ours</b> <i>Sarah Schechter was born in Boston, Massachusetts.</i>
<b>Instruction (#3):</b> Which is a species of fish? Red snapper or Red Sox		
<b>Ground Truth:</b> Red snapper		
<b>Random</b> <i>Red snapper</i>	<b>Coreset</b> <i>Red snapper is a species of fish.</i>	<b>Ours</b> <i>Red snapper is a species of fish. Red Sox is a baseball team.</i>

Table 12: Experimental results on Dolly (Conover et al., 2023). Rouge-L (F1) and Cosine similarity of generated responses from fine-tuned LLaMA-2 models on the entire dolly dataset are compared with a model trained on only 3k samples chosen by SELECTLLM.

Methods	Rouge-L (F1)	Cosine Similarity
Dolly-14k	0.292	0.689
SELECTLLM-3k	0.289	0.686

LECTLLM-3k nearly equals the full Dolly dataset model in performance and achieves 85% of the full dataset’s performance on the Cleaned Alpaca dataset, as per the Rouge score. This underscores SELECTLLM’s efficiency in filtering out noise from the entire dataset, especially in the case of Dolly. While our results are akin to the data filtering approach in (Chen et al., 2023b), which also samples 3k instructions from the Dolly dataset, there are notable differences. Their method outperforms the full dataset, possibly due to their inclusion of sample outputs in the filtering process, an aspect not considered in our approach.

## F GPT-Evaluation of models

We evaluate the quality of generated responses between LLaMA-2 finetuned with SELECTLLM and other methods on a 1k size instruction dataset, randomly sampled from the Dolly dataset. We ask GPT-4 to choose the better response to a given instruction, similar to Liu et al. (2023). As shown in Table 14, SELECTLLM wins in 52% of the

cases when compared to Random sampling and 44% cases when compared to Coreset sampling, further showcasing better inference quality of SELECTLLM. The prompt for the evaluation is Figure 8.

## G SELECTLLM with GPT-4o

We ran SELECTLLM with GPT-4o-0125, and the results are provided in Table 16. We have a surprising observation in GPT-4o performing worse than GPT 3.5 based SELECTLLM. While we need to do more analysis on this, one explanation we have is that experimented mainly with GPT 3.5 and then extended the framework to other LLMs. The prompt was optimized for GPT 3.5, and in the future, we would like to see if other factors contribute to such a performance as well.

## H MT-Bench and AlpacaEval2 on Cleaned Alpaca

Our MT-Bench and AlpacaEval2 results on the Alpaca dataset with 9k samples are provided in Table

Table 13: Experimental results on Cleaned Alpaca (Conover et al., 2023). Rouge-L (F1) and Cosine similarity of generated responses from fine-tuned LLaMA-2 models on the entire Cleaned Alpaca dataset is compared with a model trained on only 3k samples chosen by SELECTLLM.

Methods	Rouge-L (F1)	Cosine Similarity
CleanedAlpaca-51k	0.356	0.755
SELECTLLM-3k	0.301	0.707

```

The following are {N} candidate instructions
that describe a task, each indicated by a
number identifier [].

[1]
### Instruction: {Example #1 Instruction}
### Input: {Example #1 Input}
.
.
.
[N]
### Instruction: {Example #N Instruction}
### Input: {Example #N Input}

Examine the provided list of {N} instructions
, each uniquely identified by a number in
brackets [].

Your task is to select {num} instructions
that excel in various aspects.

Look for instructions that are clear and
relevant, exhibit a high level of complexity
and detail, represent a diverse range of
scenarios and contexts, offer significant
instructional value and potential learning
gain, and present unique challenges and
specificity.

These selected instructions should ideally be
the most beneficial for model fine-tuning
after being annotated by human annotators.

Present your selections using the format [].
e.g., [1,2] or [2,3].

The most impactful {num} instructions (only
identifiers) are: {prev_selection}

Explain why it was chosen, focusing on how it
meets the above criteria and its potential
contribution to model fine-tuning. Rationale
for selection:

```

Figure 7: Prompt to generate reasoning for the selection.

17. Our method performs the best on Length Controlled Win rate in AlpacaEval2, however, is outperformed by Alpagasus on MT-Bench. Random baseline, surprisingly, also performs really well.

## I Detailed MT-Bench Results

We also look at the detailed MT-Bench results by each subject or topic tested in this particular bench-

```

Question: Given the following responses to
the target question, determine which is more
informative and plausible to answer a given
question properly.

Response 1:
{Method #1 response}

Response 2:
{Method #2 response}

Target Question:
{question}

Your Task:
Identify which response (Response 1 or
Response 2) is more informative and plausible
to answer a given question at hand. Choices:
[Response 1, Response 2]. Answer with less
than 3 words.

Answer:

```

Figure 8: Prompt for GPT-4 evaluation on SELECTLLM against Random and Coreset. {blues} indicate the place for the inputs. To prevent order bias of LLMs, we ask GPT-4 twice with changed order of responses.

Table 14: Win-Tie-Draw from GPT-4 evaluation (%) on SELECTLLM against Random and Coreset with Dolly.

Compared Methods	Win	Tie	Lose
SELECTLLM vs Random	<b>52.1</b>	18.4	29.5
SELECTLLM vs Coreset	<b>44.2</b>	25.4	30.4

mark. The result between the best performing SELECTLLM model with GPT 3.5 and the baselines on Dolly dataset is provided in Table 15.



Table 15: Category-wise MT-Bench evaluation results of fine-tuned Mistral-7B-inst-v0.3 on 3k samples of Alpaca dataset selected with different methods. The MT-Bench scores range from 1 to 10. The highest scores are **bolded**.

Model	Writing	Roleplay	Reasoning	Math	Coding	Extraction	STEM	Humanities	Overall
Mistral 7B v0.3	2.85	2.65	1.60	1.10	2.20	2.18	3.50	2.75	2.33
Random	7.05	7.00	<b>5.75</b>	<b>2.55</b>	3.30	5.95	6.00	8.95	5.44
Alpagasus	<b>7.58</b>	6.65	4.25	1.85	2.40	<b>6.45</b>	7.35	9.00	5.69
SelectLLM GPT 3.5	7.20	<b>7.05</b>	5.40	2.30	<b>4.20</b>	6.30	<b>7.38</b>	<b>9.10</b>	<b>6.12</b>

Table 16: MT-Bench and AlpacaEval2 evaluation results of fine-tuned Mistral-7B-inst-v0.3 on 3k samples of Dolly dataset selected with different methods. The MT-Bench scores range from 1 to 10, while AlpacaEval2 metrics include Length-Controlled (LC) win rates and raw win rates (WR) as percentages. The highest scores are **bolded**.

Model	MT-Bench (1-10)	AlpacaEval2 (%)	
		LC	WR
Mistral-7B (vanilla)	2.33	-	-
Random	5.44	4.00	1.93
Alpagasus	5.69	4.76	2.48
SLLM GPT 3.5	<b>6.12</b>	<b>6.72</b>	<b>3.29</b>
SLLM GPT 4	5.99	5.57	2.73
SLLM Llama	3.36	4.75	2.3
SLLM Gemma	5.00	4.32	2.11

Table 17: MT-Bench and AlpacaEval2 evaluation results of fine-tuned Mistral-7B-inst-v0.3 on 9k samples of Alpaca dataset selected with different methods. The MT-Bench scores range from 1 to 10, while AlpacaEval2 metrics include Length-Controlled (LC) win rates and raw win rates (WR) as percentages. The highest scores are **bolded**.

Model	MT-Bench (1-10)	AlpacaEval2 (%)	
		LC	WR
Mistral-7B (vanilla)	2.33	-	-
Random	5.82	8.44	<b>3.73</b>
Alpagasus	<b>5.84</b>	7.43	3.23
SLLM GPT 3.5	5.52	<b>8.6</b>	3.42
SLLM GPT 4	5.42	7.72	3.17
SLLM Llama	5.45	7.44	3.04
SLLM Gemma	5.49	5.85	2.48

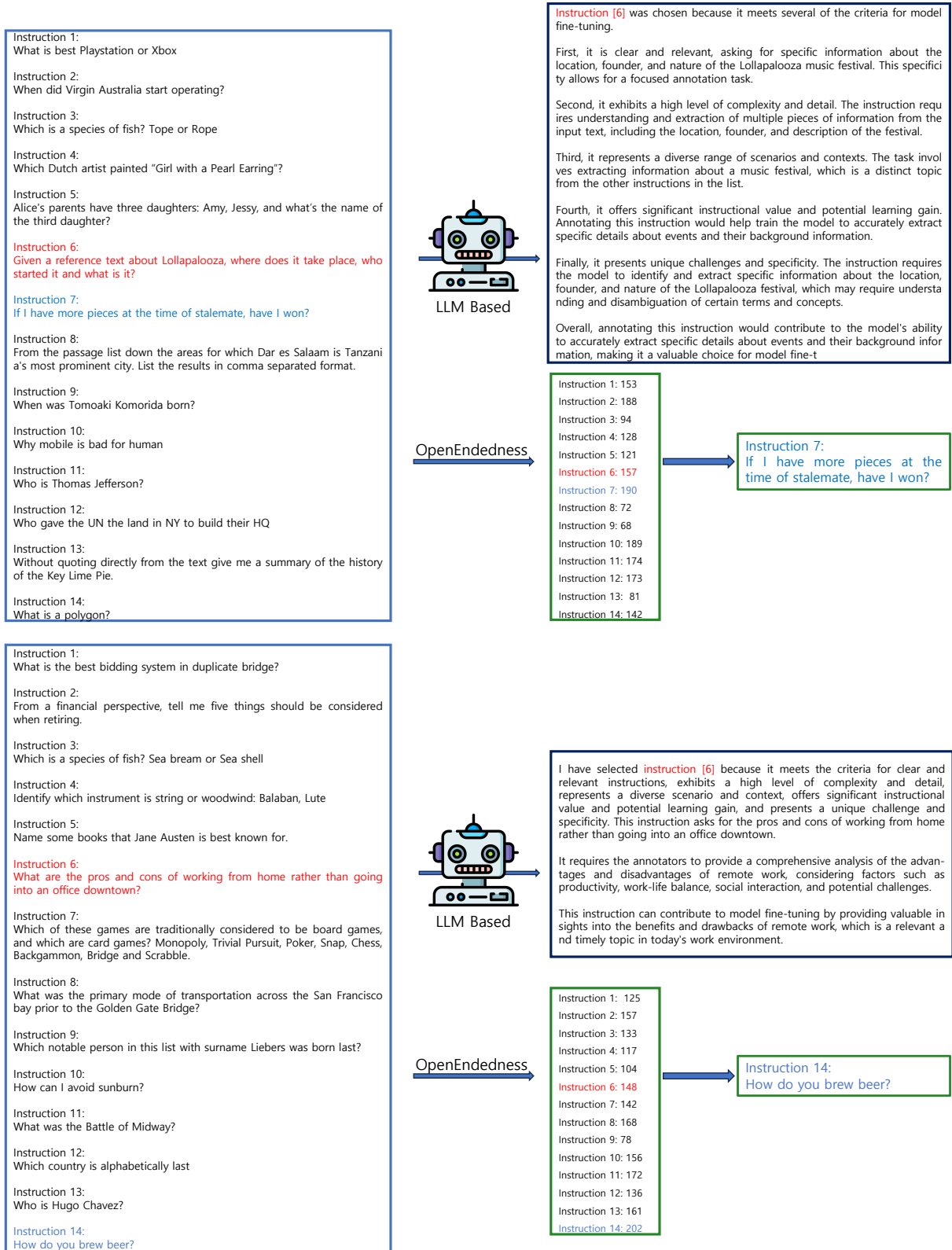


Figure 9: Selection of an Instruction from a given cluster using LLM Based prompting (Red) along with its Chain of Thought Reasoning compared to selection based on the OpenEndedness scores of the given instructions (Blue).

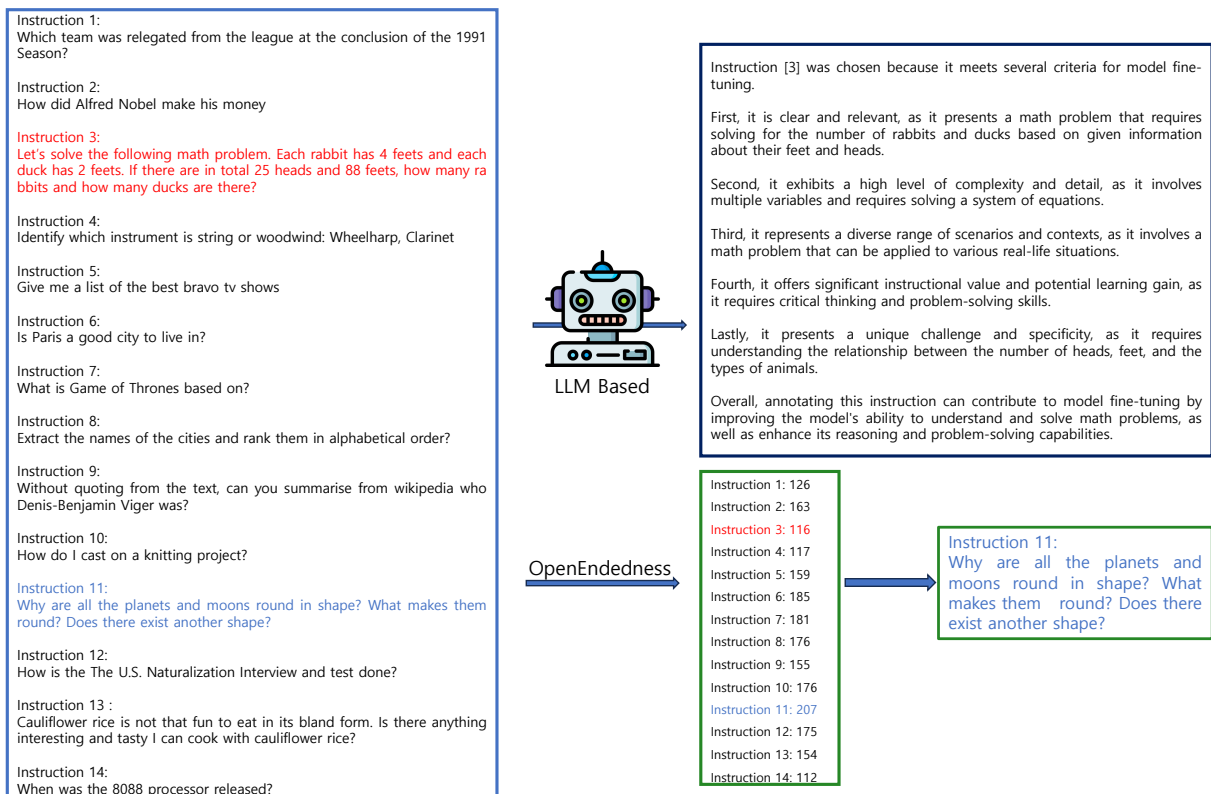


Figure 10: Selection of an Instruction from a given cluster using LLM Based prompting (Red) along with its Chain of Thought Reasoning compared to selection based on the OpenEndedness scores of the given instructions (Blue). This is based on the example shown in the main paper.