

LLM4Vuln: A Unified Evaluation Framework for Decoupling and Enhancing LLMs’ Vulnerability Reasoning

Yuqiang Sun
Nanyang Technological University
Singapore
suny0056@e.ntu.edu.sg

Daoyuan Wu*
The Hong Kong University of Science
and Technology
Hong Kong SAR, China
daoyuan@cse.ust.hk

Yue Xue
MetaTrust Labs
Singapore
nerbonic@gmail.com

Han Liu
The Hong Kong University of Science
and Technology
Hong Kong SAR, China
liuhan@ust.hk

Wei Ma
Singapore Management University
Singapore
weima93@gmail.com

Lyuye Zhang
Nanyang Technological University
Singapore
zh0004ye@e.ntu.edu.sg

Yang Liu
Nanyang Technological University
Singapore
yangliu@ntu.edu.sg

Yingjiu Li
University of Oregon
U.S.A.
yingjiul@uoregon.edu

Abstract

Large language models (LLMs) have demonstrated significant potential in various tasks, including those requiring human-level intelligence, such as vulnerability detection. However, recent efforts to use LLMs for vulnerability detection remain preliminary, as they lack a deep understanding of whether a subject LLM’s vulnerability reasoning capability stems from the model itself or from external aids such as knowledge retrieval and tooling support.

In this paper, we aim to decouple LLMs’ vulnerability reasoning from other capabilities, such as vulnerability knowledge adoption, context information retrieval, and advanced prompt schemes. We introduce LLM4Vuln, a unified evaluation framework that separates and assesses LLMs’ vulnerability reasoning capabilities and examines improvements when combined with other enhancements.

We conduct controlled experiments using 147 ground-truth vulnerabilities and 147 non-vulnerable cases in Solidity, Java and C/C++, testing them in a total of 3,528 scenarios across four LLMs (GPT-3.5, GPT-4, Phi-3, and Llama 3). Our findings reveal the varying impacts of knowledge enhancement, context supplementation, and prompt schemes. We also identify 14 zero-day vulnerabilities in four pilot bug bounty programs, resulting in \$3,576 in bounties.

1 Introduction

In the rapidly evolving landscape of computer security, Large Language Models (LLMs) have significantly transformed our approach to complex challenges. Equipped with extensive pre-training and strong instruction-following capabilities, these models excel in understanding and interpreting the semantics of both human and programming languages. This has led to the emergence of *LLM-based vulnerability detection*¹, offering superior intelligence and

flexibility compared to traditional program analysis-based vulnerability detection (e.g., [19, 20, 33, 34, 59, 67, 69, 72]) and neural network-based vulnerability detection (e.g., [21, 24, 49, 58, 71, 76]).

Under this emerging paradigm, triggered by the successful release of ChatGPT [15, 42, 52] on 30 November 2022, related research primarily focuses on two dimensions. One dimension involves designing *specific LLM-based detectors* for different security problems. For example, researchers have developed TitanFuzz [28], FuzzGPT [29], Fuzz4All [70], and ChatAFL [51] for fuzzing various vulnerabilities; GPTScan [60] and GPTLens [38] for detecting smart contract vulnerabilities; and LLift [46] and LATTE [50] for LLM-enhanced program and binary analysis.

The other dimension aims to *benchmark or evaluate* LLMs’ capabilities in vulnerability detection. It examines how different models, configurations, and instructions influence detection results, addressing the key question, “How far have we come?” in LLM-based vulnerability detection. Notably, Thapa *et al.* [62] pioneered this effort by benchmarking transformer-based language models against RNN-based models for software vulnerability detection. Following the release of ChatGPT and GPT-4, additional LLM-focused benchmark studies have been conducted, including for smart contracts [22, 27], traditional C/C++/Java vulnerabilities [30, 36, 41, 64], and vulnerability repair [54, 73].

Our research falls into the second dimension. However, instead of focusing on the performance of individual LLM instances and their configurations, we delve into the paradigm itself and consider what is missing or could be improved. To this end, we first abstract and generalize the paradigm of LLM-based vulnerability detection into an architecture shown in Figure 1. Existing LLM-based vulnerability detection typically takes a piece of target code (*TC*) and asks the *LLM* to determine whether *TC* is vulnerable under certain prompt schemes (e.g., role playing [38] and chain-of-thought [68]). However, the additional information about *TC* (e.g., the context of functions and variables involved in *TC*), which can be obtained by

*Corresponding author.

¹In this paper, we do not explicitly distinguish between “vulnerability detection” and “vulnerability reasoning” for LLMs, and use both terms interchangeably.

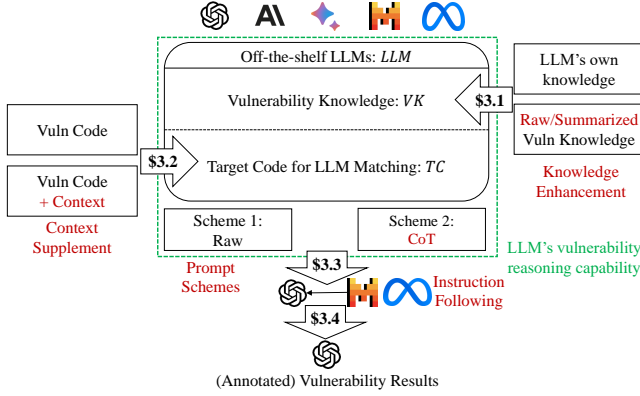


Figure 1: An illustration of the LLM-based vulnerability detection paradigm and the LLM4Vuln framework.

LLMs through invoking tool support, is often overlooked in the paradigm.

More importantly, LLMs are pre-trained up to a certain cut-off date², making it challenging for LLMs to adapt to the latest vulnerability knowledge. In other words, it is essential to incorporate relevant vulnerability knowledge (VK) into the paradigm. Furthermore, open-source LLMs typically have weaker instruction-following capabilities than OpenAI models, due to the latter being aligned with extensive reinforcement learning from human feedback (RLHF) [44], which could indirectly affect the LLM’s reasoning outcome in automatic evaluation. As we can see from above, the LLM’s vulnerability reasoning capability can be influenced by various factors beyond the model itself and its configuration.

Based on this intuition, rather than treating LLM-based vulnerability detection as a whole for evaluation, we *decouple* LLMs’ vulnerability reasoning capability from their other capabilities *for the first time* and assess how LLMs’ vulnerability reasoning could be enhanced when combined with the enhancement of other capabilities. As for benchmarking and tuning the model itself under different configurations (e.g., different temperatures), we defer to another dimension of related work focused on how to pre-train vulnerability-specific or security-oriented LLMs [23, 31, 35, 37, 39, 43, 47, 53, 55, 66, 77], which goes beyond merely being a language model.

To achieve this research objective, we propose LLM4Vuln, a unified evaluation framework for decoupling and enhancing LLMs’ vulnerability reasoning. As illustrated in Figure 1, LLM4Vuln first considers the state-of-the-art LLMs’ ability to actively invoke tools for seeking additional information about TC, such as through function calling in proprietary OpenAI models [9] and in fine-tuned open-source models [13, 14]. Besides supplying additional information for TC through LLM-invoked tools, LLM4Vuln also decouples and enhances LLMs’ VK by providing a searchable vector database of vulnerability knowledge, similar to retrieval-augmented generation (RAG) [45] technique for NLP-domain knowledge enhancement. Furthermore, LLM4Vuln incorporates typical prompt engineering enhancements by exploring different prompt schemes and employs

the most capable GPT-4 model to refine the raw, unstructured output of models with less proficient instruction-following capabilities. More specifically, LLM4Vuln introduces the following design:

- For *knowledge enhancement*, LLM4Vuln not only incorporates raw vulnerability reports for knowledge retrieval but also considers summarized vulnerability knowledge. However, the summarized knowledge cannot be directly searched using only TC. Hence, during the automatic summarization of vulnerability knowledge, we also generate descriptions of the functionality or applicable scenarios for each original vulnerability. By embedding these summarized functionalities into a vector database, we enable the retrieval of relevant VK based on the similarity between its corresponding functionality and that of TC.
- For *context supplementation*, we provide LLMs with the context of TC through external program analysis to ensure a fair and *stable* comparison among different models. In real-world vulnerability detection, LLMs can obtain context information through the function calling mechanism [9].
- For *prompt schemes*, we adopt common practices such as chain-of-thoughts (CoT) [68]) and customize it into one specific CoT scheme for vulnerability analysis. The details will be introduced in §3.3.
- For *instruction following*, we use a well-instructed model to align and structure the analysis output of a less-instructed model, facilitating automatic result evaluation.

In this paper, we focus on the implementation of LLM4Vuln on Solidity, Java and C/C++, which are popular programming languages for smart contracts and traditional software, respectively. Bug types in Solidity, Java and C/C++ are significantly different, as is the associated knowledge. To address this, we have built a knowledge database consisting of 1,013 high-risk vulnerability reports for Solidity smart contracts, 77 Common Weakness Enumeration (CWE) vulnerability categories for Java, and 86 CWE vulnerability categories for C/C++ to enhance knowledge. Additionally, we collected 51 vulnerable code segments for Solidity, 46 for Java, and 50 for C/C++, as well as an equal number of non-vulnerable code segments, for evaluation with ground truth.

By testing these 294 pieces of code across 3,528 scenarios, which include three types of knowledge enhancement (one with only LLMs’ pre-trained knowledge), two context supplementation options (with or without context supplementation), and two prompt schemes (raw and CoT), and using four representative LLMs (GPT-4, GPT-3.5, Phi-3, and Llama 3), we identify the following four findings (more details in §5) based on the benchmark results annotated by LLMs in §3.4:

- (*Knowledge Enhancement*) Knowledge enhancement has diverse impacts across different programming languages. Positive impacts are observed in languages (e.g., Solidity) with more logic vulnerabilities, doubling the original performance on average, while negative impacts may occur in traditional languages (e.g., Java and C/C++), which are better pre-trained by LLMs due to well-organized CWE categories. Regardless of the language, summarized knowledge improves LLMs’ vulnerability reasoning more effectively than original vulnerability reports.

²For example, gpt-4-1106-preview was pre-trained using data up to April 2023, while llama-3-8b was trained with data up to March 2023; see §2.

Table 1: Major LLMs used for security tasks (input price and output price are in USD per 1M tokens).

Model API	Max. Token	Knowledge Cutoff Date	Input Price	Output Price
gpt-4-1106-preview	128k	04/2023	10	30
gpt-4-32k-0613	32k	09/2021	60	120
gpt-4-0613	8k	09/2021	30	60
gpt-3.5-turbo-1106	16k	09/2021	1	2
phi-3-mini	128k	10/2023	N/A	N/A
llama-3-8b	8k	03/2023	N/A	N/A

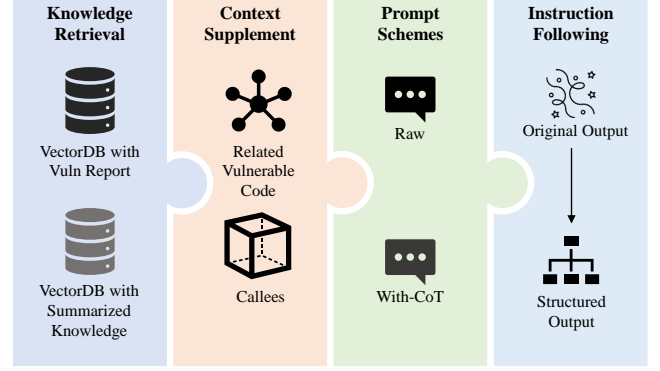
- (*Context Supplementation*) Supplying context does not necessarily enhance LLMs’ ability to reason about vulnerabilities. It may also lead to distractions, hindering LLMs from accurately identifying vulnerabilities.
- (*Prompt Schemes*) CoT-based prompt schemes can improve LLMs’ performance in vulnerability reasoning for many scenarios, but its effect on recall is not consistent, depending on both the task and the model’s inherent capabilities.

To demonstrate the practicality of LLM4Vuln’s evaluation findings, we also conducted a pilot study in §5.4 on using a Solidity-specific version of LLM4Vuln to test four real-world projects in crowdsourcing audit bounty programs. We submitted a total of 29 issues to these four projects, respectively, and 14 of these issues were confirmed by the project teams, leading to \$3,576 in bug bounty being awarded. The discovery of these 14 zero-day vulnerabilities demonstrates the practical impact and value of LLM4Vuln. We further conducted a case study on four publicly available vulnerabilities, which shows that LLM4Vuln can effectively detect vulnerabilities missed by existing tools, even when these vulnerabilities do not exactly match the knowledge in the vector database. **Code and Data Availability.** We have released the code and all raw evaluation data on an anonymous website [12].

2 Background

Generative Pre-training Transformer (GPT) models, exemplified by the pioneering GPT-3 [52], represent a class of extensive language models trained on diverse text corpora covering a wide range of knowledge across various domains. As indicated in Table 1, there are different variants of such Large Language Models (LLMs), including the GPT series from OpenAI, such as GPT-3.5-turbo, GPT-4, and GPT-4-turbo. There are also open-source implementations, Llama 2/3 [63] and Phi-3 [17]. Llama 3, a more recent and powerful model, outperforms GPT-4-turbo in some benchmarks. Phi-3-mini is a model developed by Microsoft in 2024, which is a 3.8 billion parameter language model trained on 3.3 trillion tokens, and it could rival models such as GPT-3.5 on some benchmarks.

These models can be tailored for specific applications using methods like fine-tuning or zero-shot learning, enabling them to utilize tools and address problems beyond their initial training data [42, 57]. OpenAI and other research groups have demonstrated the effectiveness of these approaches in preparing LLMs for interactive use with external tools. Moreover, LLMs can engage with knowledge beyond their training datasets through skillful in-context learning prompts,

**Figure 2: LLM4Vuln’s four pluggable components for evaluating and enhancing LLMs’ vulnerability reasoning capability.**

even without fine-tuning [26]. However, not all in-context learning prompts are equally effective for tasks like vulnerability detection. Additionally, Wei *et al.* introduced the “chain-of-thought” prompting methodology [68], which enhances reasoning by breaking down tasks into sequential steps. This approach prompts LLMs to address each step individually, with each stage’s output influencing the next, fostering more logical and coherent outputs.

However, the application of these techniques in vulnerability detection specifically remains an area of uncertainty. It is unclear how these methods could be used to improve precision or recall in LLM-based vulnerability detection. Also, the type of knowledge that could be effectively integrated into in-context learning to boost performance in vulnerability detection tasks needs further investigation and clarification.

3 The LLM4Vuln Framework

In this section, we introduce the design of LLM4Vuln, a modular framework to support the paradigm of LLM-based vulnerability detection. As illustrated in Figure 2, LLM4Vuln supports four types of pluggable components for evaluating and enhancing an LLMs’ vulnerability reasoning capability. These components are *Knowledge Retrieval*, *Context supplement*, *Prompt Schemes*, and *Instruction Following*. All components are well-decoupled, allowing for easy replacement with other implementations. For each component of LLM4Vuln, only one implementation is required for it to function effectively.

The first component (§3.1) aims to provide LLMs with up-to-date knowledge of vulnerabilities. In LLM4Vuln, we have designed two types of vector databases for knowledge retrieval: one stores the original vulnerability reports, and the other contains summarized knowledge of vulnerabilities.

The second component (§3.2) provides context supplements to support the vulnerability detection process. In LLM4Vuln, we utilize two types of context supplements: related vulnerable code extracted from the vulnerability reports of the vulnerable samples and the callees for all samples. For a fair evaluation of LLMs across different tests, this part is implemented by static analysis tools for stable contexts, which are processed before feeding the code into LLMs.

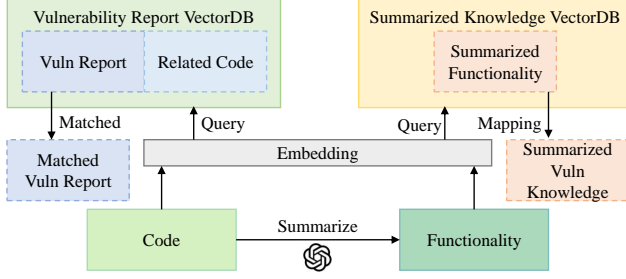


Figure 3: Two types of vulnerability knowledge retrieval.

The third and fourth components are both discussed in §3.3. The Prompt Schemes component aims to provide enhanced instructions to LLMs to improve reasoning. For this purpose, we design two prompt schemes: *Raw* and *CoT*. Specifically, the Raw prompt scheme simply asks LLMs to reason about a vulnerability without special instructions, while CoT is a chain-of-thought prompt scheme. Besides prompt schemes, LLM4Vuln also aims to enhance instruction-following for structured output, which facilitates the automatic evaluation of results.

Lastly, for benchmarking purposes only, we design an LLM-based result annotation component in §3.4.

3.1 Retrieving Vulnerability Knowledge

Although LLMs are trained with extensive code vulnerability data, they typically have a knowledge cutoff date for pre-training, as indicated in Table 1. As a result, LLMs do not have up-to-date vulnerability knowledge, which is particularly crucial for detecting dynamically evolving logic vulnerabilities, such as those found in smart contracts. To address this issue, LLM4Vuln proposes two types of knowledge retrieval methods for enhancing vulnerability knowledge in LLMs, as illustrated in Figure 3.

In the first type, as illustrated in the left part of Figure 3, we collect original vulnerability reports along with the corresponding vulnerable code. We calculate their embeddings and create a vector database containing both the embeddings of the code and the associated vulnerability report. When a target code segment *TC* is provided, it can be used to directly search the vector database for the most similar code segments. Since a code segment may include both code and comments, the comments can match the vulnerability reports, and the code can correspond to the code mentioned in the report. After the retrieval process, we use only the text of the vulnerability report, excluding the code, as *raw* vulnerability knowledge for subsequent analysis.

In the second type, we first use GPT-4 to summarize the vulnerability reports. This summary includes the functionality of the vulnerable code and the root cause of the vulnerability, encapsulated in several key sentences. The prompts used for summarizing the code’s functionality and the key concept causing the vulnerability, as well as examples of the summarized knowledge, can be found in Appendix A and D, respectively.

With the functionality and knowledge from past vulnerability reports summarized, as depicted in the right part of Figure 3, we then calculate the embedding of this functionality part and create

a vector database that contains only the functionality embeddings. When a target code segment *TC* is provided, we use GPT-4 to first summarize its functionality and then use this extracted functionality to retrieve similar functionalities in the vector database. With the matched functionality, we can directly retrieve the corresponding vulnerability knowledge as *summarized* knowledge for further analysis.

With the vector database, we can provide token-level similarity matching of knowledge to LLMs to enhance their understanding of vulnerabilities. The proposed method can also be easily extended to include other types of knowledge in natural language. For example, it can utilize other graph-based similarity-matching algorithms to match the control flow or data flow of the code segment with the knowledge.

3.2 Context Supplementation

As previously illustrated in Figure 2, LLMs may detect vulnerabilities based on the provided code context of the target code *TC*. Sometimes, the trigger of a vulnerability may be hidden in multiple functions or may require additional context to be detected. Even if the triggering logic is entirely within the given code segment, context may help a large language model better understand the function semantics.

In this paper, we provide two types of context supplements: related vulnerable code extracted from the vulnerability reports of the vulnerable samples and the callees for all samples. For the first type, we extract all the functions that are mentioned in the vulnerability reports, such as those from Code4Rena and issues from GitHub. For the second type, we extract all the calling relation for all the samples, which can be used to provide a better understanding of the code. The context supplements are processed before feeding the code into LLMs. For benchmarking purposes only, we use static analysis to ensure the same contexts for the given code across all models, achieving a fair comparison.

In real-world LLM-based vulnerability detection, LLMs can utilize the function calling mechanism [9, 57] to assist themselves in retrieving extra context information. For example, we can define a series of function calling APIs, such as `getFunctionDefinition`, `getClassInheritance`, `getVariableDefinition`, along with a description of the usage of each function, to assist LLMs in actively calling the function when they require the information. More complicated contexts, such as control and data information, still need to be provided by static analysis tools though.

3.3 Prompt Schemes & Instruction Following

In this section, we describe the enhancement of prompt schemes and instruction following.

Prompt Schemes. As described in §3.1, there are two types of knowledge provided to LLMs: the original vulnerability reports and the summarized knowledge of vulnerabilities. Additionally, LLMs possess inherent knowledge of vulnerabilities from their training. Therefore, we have designed three prompt schemes corresponding to three types of knowledge usage: *LLM’s own knowledge*, *Raw knowledge*, and *Summarized knowledge*. Figure 4 illustrates how these types of knowledge can be combined with different CoT instructions to form three kinds of prompt schemes:

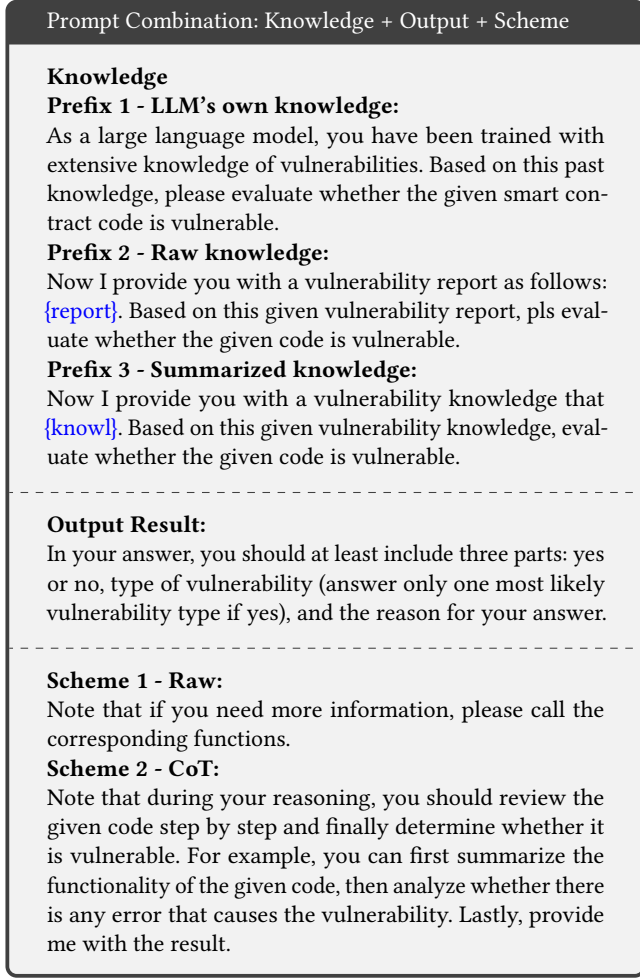


Figure 4: Two prompt schemes combined with three different knowledge prefixes, yielding six detailed prompts.

- In *Scheme 1 - Raw*, we simply ask LLMs to generate results without any specific instructions. LLMs can use the APIs mentioned in §3.2 to retrieve related code segments. For open-source models, this scheme does not include this particular sentence.
- In *Scheme 2 - CoT*, we request LLMs to follow chain-of-thought instructions before generating the result. The LLMs should first summarize the functionality implemented by the given code segment, then analyze for any errors that could lead to vulnerabilities, and finally determine the vulnerability status.

Improved Instruction Following. Since all outputs from LLMs are in natural language, they are unstructured and need summarization and annotation to derive the final evaluation results. LLMs have been successfully utilized as evaluators [25, 48], and we use GPT-4 to automatically annotate the outputs of LLMs. The function calling API is employed to transform unstructured answers into structured

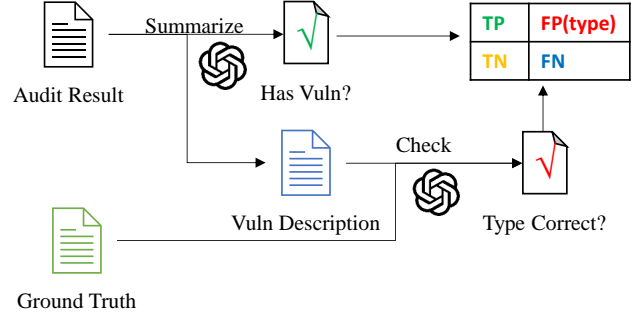


Figure 5: The process of automatic annotation by GPT-4.

results. Specifically, LLM4Vuln generates structured results based on the answers provided by different prompt schemes and LLMs. These results include two parts: whether the LLM considers the code to be vulnerable, and the rationale for its vulnerability or lack thereof. The specific prompt used for this process can be found in Appendix A. Following this step, we can automatically annotate all the outputs from LLMs.

3.4 LLM-based Result Annotation & Analysis

The components mentioned above are designed to enhance LLMs' vulnerability reasoning capabilities. However, there is also a need for a component that enables automatic evaluation of LLMs' reasoning on vulnerabilities. As such, we have designed LLM4Vuln to perform LLM-based result annotation, which is used to obtain the final evaluation results after individual LLMs generate their raw output.

Based on the raw Yes/No output from individual LLMs and whether the vulnerability type matches, as annotated by GPT-4, LLM4Vuln automatically obtains the following annotation results in terms of true positives, true negatives, false negatives, false positives, and false positive types:

TP (True Positive): The LLM correctly identifies the vulnerability with the correct type.

TN (True Negative): The LLM correctly concludes that the code is not vulnerable.

FN (False Negative): The LLM incorrectly identifies a vulnerable code segment as non-vulnerable.

FP (False Positive): The LLM incorrectly identifies a non-vulnerable code segment as vulnerable.

FP_t (False Positive Type): The LLM identifies a vulnerable code segment as vulnerable, but with an incorrect vulnerability type.

Since FP-type includes both false positives (reporting a non-existent vulnerability) and false negatives (failing to report an existing vulnerability), we calculate the precision and recall of the LLMs' vulnerability detection results as follows:

$$Precision = \frac{TP}{TP + FP + FP_t} \quad (1)$$

$$Recall = \frac{TP}{TP + FN + FP_t} \quad (2)$$

Table 2: Datasets collected and used in the evaluation.

Dataset	Samples	Projects	Period
Solidity Knowledge set	1,013	251	Jan 2021 - Jul 2023
Solidity Testing set	51 + 51	11	Aug 2023 - Jan 2024
Java Knowledge Set	77 CWEs	N/A	N/A
Java Testing Set	46 + 46	N/A	Jan 2013 - Dec 2022
C/C++ Knowledge Set	86 CWEs	N/A	N/A
C/C++ Testing Set	50 + 50	N/A	Jan 2013 - Dec 2022

4 Implementation and Setup

With LLM4Vuln’s modular design introduced in §3, we now present its detailed implementation. In this paper, we apply LLM4Vuln to evaluate LLMs’ vulnerability reasoning not only for traditional languages like C/C++ and Java but also for Solidity smart contracts, which present significantly more logic vulnerabilities [1, 60, 74]. For programs written in Java and C/C++, the most significant vulnerabilities arise from the features of the programming languages, such as insecure memory operations and untrusted data processing (e.g., command injection and unsafe deserialization). In contrast, smart contracts are more susceptible to business logic-related vulnerabilities, which are assumed to be much *less pre-trained* in LLMs compared to vulnerabilities in C/C++/Java, due to the emerging nature of these contract vulnerabilities [75].

4.1 Data Collection and Testing

§3.1 introduced the methodology by which LLM4Vuln builds a vulnerability knowledge base and enables vector-based knowledge retrieval. In this section, we collect two types of data for each targeted programming language: one “training” set for building the knowledge database and one “testing” set for assessing the effectiveness of the LLMs. Note that each language should use its most suitable knowledge base to mimic real scenarios. Therefore, for Java and C/C++, we collect their Common Weakness Enumeration (CWE), i.e., human-summarized vulnerability root causes and categories, as the knowledge set because CWE sufficiently captures their common vulnerability types. In contrast, Solidity vulnerabilities, which are more logic-oriented and pattern-flexible [74], many of which were thus not covered by the Smart Contract Weakness Classification (SWC) that has not been updated since 2020. We thus select audit reports to build the knowledge set for Solidity.

Table 2 presents the datasets collected for three programming languages. For Solidity, we collected all the data from Code4Rena [6], a popular crowdsourcing auditing platform for smart contracts. To build the knowledge database, we used all the high-risk vulnerabilities from its GitHub issues [5] between January 2021 and July 2023, which contain 1,013 vulnerabilities from 251 projects. For the testing set, we used the vulnerabilities identified after July 2023 to minimize data leakage. This set contains 51 vulnerable code segments and 51 non-vulnerable code segments from 11 projects. The non-vulnerable code segments are randomly chosen from the same projects that contain vulnerable code segments, and they have similar complexity and lengths to the vulnerable code segments.

For Java and C/C++, we collected data from the CWE and CVE databases since there are no bug reports from an auditing platform like that for Solidity. To build the knowledge database, we

collected 77 CWEs for Java [8] and 86 CWEs for C/C++ [7] from the respective CWE websites. For each item in the CWE, we collect the ID, title, description, mitigation, and code examples to build the knowledge database. For the testing part, we collected 46 CVEs for Java, including both vulnerable and fixed versions, from 2013 to 2022, and we collected 50 CVEs for C/C++ from 2009 to 2019 from the BigVul dataset [32].

To minimize data leakage, for Solidity, almost all the data in the testing sets were published after the knowledge cutoff date of the LLMs (see Table 1 in §2). For Java and C/C++, since the code segments are from real-world projects prior to 2022, they may be contained in the pre-training dataset of LLMs. To mitigate the risk of data leakage, we used GPT-4 to systematically rewrite the code segments with different function names, variable names, and comments, while strictly maintaining the same semantics; we did not change the statements at all. Using these measures, our work stands out among all LLM-based vulnerability benchmarking studies [30, 36, 41, 64] in terms of minimizing data leakage.

For knowledge retrieval, we use FAISS [40] to construct the vector database, and we set the top-K to retrieve the top-3 most relevant pieces of knowledge per query. In FAISS, the query is embedded and calculates the dot product with all the vectors in the database; the top-K vectors with the highest dot products are returned as the result. Moreover, the case without knowledge will be executed 3 times, which is the same as the case with knowledge. As a result, for all three programming languages, although there are only 147 vulnerable cases and 147 non-vulnerable cases, they generate diverse test cases for different combinations of three knowledge retrievals, two prompt schemes, and two context variations, amounting to a total of 3,528 ($294 \times 3 \times 2 \times 2$) test cases.

4.2 LLMs Evaluated and Their Configurations

For LLMs, we aim to benchmark the commonly used proprietary and open-source models available to us at the time of our evaluation in 2024. Therefore, from the LLMs listed in Table 1, we select gpt-4-1106-preview and gpt-3.5-turbo-0125 as the proprietary models and choose phi-3-mini-128k and llama3-8b-instruct as the open-source models, based on the background introduced in §2. All of these LLMs are widely used, balancing performance and cost excellently.

To access these models, we use the OpenAI API to interact with gpt-4-1106-preview and gpt-3.5-turbo-0125, and the Replicate API to interact with phi-3-mini-128k and llama3-8b-instruct. We adhere to the default model configuration provided by the model providers, except for the temperature, which we set to 0 for all models, as we aim to obtain the most deterministic results for reproducibility studies. Moreover, the seed are fixed and generated by a time-based randomness generator, which will be included in the artifact for replication. The detailed model configurations are as follows:

- **GPT-3.5:** Temperature: 0; Top-p: 1; Frequency penalty: 0.0; Presence penalty: 0.0.
- **GPT-4:** Temperature: 0; Top-p: 1; Frequency penalty: 0.0; Presence penalty: 0.0.
- **Phi-3:** Temperature 0.1 (the model requires a temperature of at least 0.1); Top-p: 1; Top-k: 1; Repetition Penalty: 1.1.
- **Llama 3:** Temperature: 0; Top-p: 0.95; Presence penalty: 0.0.

For simplicity, going forward, we will use the above model names to refer to the specific model instances tested in this paper.

5 Evaluation

In this section, we evaluate how LLMs' vulnerability reasoning could be enhanced when combined with the enhancement of other capabilities, namely knowledge enhancements, context supplements, prompt schemes. Specifically, we use the LLM4Vuln framework to decouple LLMs' inherent vulnerability reasoning capability from these externally enhanceable factors and provide automatic and standardized assessments of all LLMs. With that said, we do not aim to invent new LLM-based tools for vulnerability detection, nor to achieve high detection metrics; rather, a fair evaluation of all LLMs, regardless of strong or weak models, is our focus.

We use the experimental setup described in §4, which includes testing three programming languages across four LLMs. For the metrics, we adhere to the standards specified in §3.4 for calculating True Positives (TP), True Negatives (TN), False Positives (FP), False Negatives (FN), and False Positive Type (FP_t).

Table 3 and Table 4 present the raw results for Solidity, Java, and C/C++, respectively, under different combinations of knowledge, context, and prompt schemes, as well as the calculated precision, recall, and F1 scores. Based on these results, we perform a correlation analysis and answer three corresponding research questions (RQs) from §5.1 to §5.3. Lastly, we conduct a pilot study in §5.4 to demonstrate the practicality of LLM4Vuln's evaluation findings on zero-day vulnerability discovery in bug bounty projects.

5.1 RQ1: Effects of Knowledge Enhancement

In this RQ, we evaluate the effects of knowledge enhancement mechanisms introduced by LLM4Vuln in §3.1.

According to Table 3, summarized knowledge significantly improves LLMs' vulnerability reasoning for Solidity. We observe that in all eight (4×2) model-prompt scenarios, the presence of summarized knowledge yields the highest performance. Specifically, the F1 score is always higher than in scenarios without extra knowledge or with only original reports. In particular, the combination of *GPT-4, summarized knowledge, no context, and Raw prompt* achieves the highest F1 score (14.42%) among GPT models, and *Phi-3, summarized knowledge, with context, and CoT prompt* achieves the highest F1 score (16.16%) among open-source models. Overall, the average performance across LLMs reaches the range of 9.17% to 11.06% for the scenario with summarized knowledge, while for scenarios without summarized knowledge, it is only in the range of 4.99% to 6.41%, as shown in the last six rows of Table 3. This suggests that LLMs with summarized knowledge almost double their performance in Solidity vulnerability reasoning.

Precision and recall follow a similar trend. The scenarios with summarized knowledge achieve the best precision and recall, with average precision reaching the range of 7.22% to 8.75%, and average recall reaching the range of 12.58% to 15.03%. These figures span different models, prompt schemes, and contexts. For detailed cases of precision and recall, the only exceptions are three recalls among the 16 total model-prompt-context combinations: *GPT-4* without context achieves higher recalls in the no-extra-knowledge scenario than in the summarized-knowledge scenario. Nonetheless, even in

these exceptional cases, the recall under summarized knowledge remains close to that under no-extra-knowledge: 15.03% versus 15.69%, 11.11% versus 11.76%, and 9.15% versus 13.73%.

However, for Java and C/C++, scenarios with no extra knowledge consistently yield the best performance across all model-prompt combinations, as shown in Table 4. For Java, the highest F1 score is observed with *GPT-4, no extra knowledge, no context, and Raw prompt* at 26.67%, while for C/C++, *GPT-4, no extra knowledge, and Raw prompt* also achieves the highest F1 score at 24.00%. Precision and recall follow a similar trend, with "None" scenarios always outperforming both original reports and summarized knowledge under the same conditions. From the average data shown in Table 6 (see Appendix C), across Java and C/C++, combinations with no extra knowledge achieve the highest precision (15.34% for Java, 13.92% for C/C++), recall (29.35% for Java and 27.00% for C/C++), and F1 score (20.15% for Java and 18.37% for C/C++). This observation contrasts with the common belief that supplying additional vulnerability knowledge would enhance LLMs' reasoning, suggesting that overloading models with extra knowledge may hinder rather than help for traditional programming languages like Java and C/C++.

Based on these two contrasting findings, we conclude that knowledge enhancement does not consistently affect different programming languages in the same way. Vulnerability knowledge substantially improves LLMs' reasoning for Solidity vulnerabilities. However, for Java and C/C++, most configurations show better performance without extra knowledge. One primary reason is that Solidity has far more logic-based vulnerabilities than traditional languages like Java and C/C++ (as described in [74]), requiring more fine-grained vulnerability knowledge to be provided to LLMs. By contrast, Java and C/C++ rely on well-organized CWE vulnerability categories, which are likely already adopted by the LLMs during their pre-training phase. This can be indirectly reflected by the higher number of TPs identified in Java/C/C++ without extra knowledge compared to Solidity. As a result, supplying additional specific vulnerability knowledge may simply distract the model's attention [65] in Java and C/C++ scenarios.

Regardless of the programming language, we further analyze the varying impacts of summarized knowledge versus original reports. Most raw knowledge is lengthy and rich in details, which can easily distract an LLM due to its attention mechanism [65]. This distraction can lead the model to produce positive but incorrect results, increasing the number of FPs and FP_t . In contrast, summarized vulnerability knowledge is concise and includes only the information needed to detect a specific vulnerability. Hence, when provided with summarized knowledge, LLMs tend to be more focused and are less likely to generate false positives, as shown by the lower FP counts for models *with summarized knowledge* in Table 3 and 4. Similar observations can be found in the average data in Table 6.

Finding 1: Three sub-findings regarding the effects of knowledge enhancement on LLMs' vulnerability reasoning:
 (a) Knowledge enhancement has varying impacts across different programming languages;
 (b) In languages with more logic-based vulnerabilities (e.g.,

Table 3: Raw results of TP, FP, FN, and FP-type (abbreviated as “FP_t”) along with the calculated Precision (abbreviated as “P”), Recall (abbreviated as “R”), and F1 score (“F1”) under different combinations of knowledge, context, prompt scheme for Solidity.

			Raw								CoT							
			TP	FP	TN	FN	FP _t	P	R	F1	TP	FP	TN	FN	FP _t	P	R	F1
Solidity																		
GPT-3.5	None (*3)	C	12	150	3	3	138	4.00	7.84	5.30	6▽	153▽	0▽	0△	147▽	1.96▽	3.92▽	2.61▽
		N	12	144	9	3	138	4.08	7.84	5.37	9▽	153▽	0▽	0△	144▽	2.94▽	5.88▽	3.92▽
	Original	C	12	147	6	5	136	4.07	7.84	5.36	13△	149▽	4▽	3△	137▽	4.35△	8.50△	5.75△
		N	14	150	3	3	136	4.67	9.15	6.18	13▽	152▽	1▽	1△	139▽	4.28▽	8.50▽	5.69▽
	Summarized	C	18	137	16	14	121	6.52	11.76	8.39	18	148▽	5▽	4△	131▽	6.06▽	11.76	8.00▽
		N	17	138	15	4	132	5.92	11.11	7.73	14▽	147▽	6▽	4	135▽	4.73▽	9.15▽	6.24▽
GPT-4	None (*3)	C	12	153	0	0	141	3.92	7.84	5.23	18△	135△	18△	9▽	126△	6.45△	11.76△	8.33△
		N	24	153	0	0	129	7.84	15.69	10.46	21▽	120△	33△	24▽	108△	8.43△	13.73▽	10.45▽
	Original	C	12	149	4	5	136	4.04	7.84	5.33	10▽	146△	7△	4△	139▽	3.39▽	6.54▽	4.46▽
		N	11	144	9	9	133	3.82	7.19	4.99	10▽	140△	13△	6△	137▽	3.48▽	6.54▽	4.55▽
	Summarized	C	22	85	68	58	73	12.22	14.38	13.21	17▽	63△	90△	71▽	65△	11.72▽	11.11▽	11.41▽
		N	23	68	85	55	75	13.86	15.03	14.42	14▽	59△	94△	75▽	64△	10.22▽	9.15▽	9.66▽
Phi-3	None (*3)	C	21	153	0	0	132	6.86	13.73	9.15	21	153	0	0	132	6.86	13.73	9.15
		N	9	153	0	0	144	2.94	5.88	3.92	21△	153	0	0	132△	6.86△	13.73△	9.15△
	Original	C	17	153	0	0	136	5.56	11.11	7.41	29△	153	0	0	124△	9.48△	18.95△	12.64△
		N	14	153	0	0	139	4.58	9.15	6.10	16△	153	0	0	137△	5.23△	10.46△	6.97△
	Summarized	C	22	152	1	0	131	7.21	14.38	9.61	37△	152	1	0	116△	12.13△	24.18△	16.16△
		N	31	153	0	0	122	10.13	20.26	13.51	32△	153	0	0	121△	10.46△	20.92△	13.94△
Llama 3	None (*3)	C	9	153	0	0	144	2.94	5.88	3.92	9	153	0	0	144	2.94	5.88	3.92
		N	12	153	0	0	141	3.92	7.84	5.23	6▽	153	0	0	147▽	1.96▽	3.92▽	2.61▽
	Original	C	8	153	0	2	143	2.63	5.23	3.50	5▽	153	0	2	146▽	1.64▽	3.27▽	2.19▽
		N	6	150	3	4	143	2.01	3.92	2.65	7△	153▽	0▽	0△	146▽	2.29△	4.58△	3.05△
	Summarized	C	15	153	0	0	138	4.90	9.80	6.54	20△	151△	2△	0	133△	6.58△	13.07△	8.75△
		N	15	153	0	0	138	4.90	9.80	6.54	17△	148△	5△	2▽	134△	5.69△	11.11△	7.52△
Average	None (*3)	C	13.50	152.25	0.75	0.75	138.75	4.43	8.82	5.90	13.50	148.50△	4.50△	2.25▽	137.25△	4.51△	8.82	5.97△
		N	14.25	150.75	2.25	0.75	138.0	4.70	9.31	6.25	14.25	144.75△	8.25△	6.00▽	132.75△	4.88△	9.31	6.41△
	Original	C	12.25	150.5	2.50	3.00	137.75	4.08	8.01	5.40	14.25△	150.25△	2.75△	2.25△	136.50△	4.73△	9.31△	6.28△
		N	11.25	149.25	3.75	4.00	137.75	3.77	7.35	4.99	11.50△	149.50▽	3.50▽	1.75△	139.75▽	3.82△	7.52△	5.07△
	Summarized	C	19.25	131.75	21.25	18.00	115.75	7.22	12.58	9.17	23.00△	128.50△	24.50△	18.75▽	111.25△	8.75△	15.03△	11.06△
		N	21.5	128.00	25.00	14.75	116.75	8.08	14.05	10.26	19.25▽	126.75△	26.25△	20.25▽	113.50△	7.42▽	12.58▽	9.33▽

1. “C” and “N” represent the results with context and without context, respectively.
2. “None,” “Original,” and “Summarized” represent the results with no extra knowledge, with original reports, and summarized knowledge.
3. △ and ▽ indicate better or worse values compared to the Raw column. This is based on the data before rounding.
4. The best result within each combination of knowledge, context, prompt scheme, and model is highlighted in bold.

Solidity), knowledge enhancement exhibits a significant positive influence, doubling the original performance on average, whereas in traditional languages (e.g., Java and C/C++), which are better pre-trained by LLMs due to well-organized CWE categories, it may produce a negative effect; (c) Across all languages, summarized knowledge improves LLMs’ vulnerability reasoning more than original reports.

5.2 RQ2: Effects of Context Supplementation

In this RQ, we evaluate the effects of context supplementation, as introduced in §3.2. Tables 3 and 4 present all the results with context supplementation in the “C” rows and without context supplementation in the “N” rows.

We observe that in Solidity, Java, and C/C++, out of the 72 model-prompt-knowledge combinations, 29 show higher precision, 26 show higher recall, and 29 show a higher F1 score when context is supplied. This indicates that context supplementation does not have a stable influence on LLM performance in vulnerability detection. When comparing TPs and FPs, we find that in 26 combinations, the number of TPs increases with context, while 17 combinations show an increase in FPs, and 31 show an increase

in FP_t. Since FPs are very high in most combinations, 17 FPs introduced by the context supplementation does not significantly change the entire FPs. In the meantime, since TP was not steadily increased or decreased, it did not cause a very steady increase or decrease to the final precisions and recalls. Therefore, introducing more context does not necessarily improve reasoning ability and may introduce extraneous information, potentially distracting LLMs from accurately identifying vulnerabilities.

An interesting observation is that the presence or absence of contextual information leads to slight performance variations under different prompt schemes. For Solidity and C/C++, the highest scores under the Raw prompt scheme typically occur without additional context, whereas under the CoT scheme, the highest scores often appear when context is provided. For Java, there is no substantial difference between the two. Nevertheless, we see that the performance gap between “with context” and “without context” is smaller under the CoT prompt scheme than under the Raw scheme. Because additional contextual code can introduce more noise, it places higher demands on large language models’ ability to understand and analyze the code. Hence, prompt design and instruction formatting become increasingly critical in these scenarios.

Table 4: Results of TP, FP, FN, and FP-type (abbreviated as “FP_t”) along with the calculated Precision (abbreviated as “P”), Recall (abbreviated as “R”), and F1 score (“F1”) under different combinations of knowledge, context, prompt scheme for Java&C/C++.

			Raw								CoT							
			TP	FP	TN	FN	FP _t	P	R	F1	TP	FP	TN	FN	FP _t	P	R	F1
Java																		
GPT-3.5	None (*3)	C	36	132	6	15	87	14.12	26.09	18.32	30▽	135▽	3▽	12△	96▽	11.49▽	21.74▽	15.04▽
		N	39	135	3	15	84	15.12	28.26	19.70	42△	132△	6△	6△	90▽	15.91△	30.43△	20.90△
	Original	C	9	108	30	35	94	4.27	6.52	5.16	5▽	105△	33△	27△	106▽	2.31▽	3.62▽	2.82▽
		N	10	118	20	26	102	4.35	7.25	5.43	5▽	114△	24△	20△	113▽	2.16▽	3.62▽	2.70▽
	Summarized	C	13	120	18	23	102	5.53	9.42	6.97	8▽	131▽	7▽	7△	123▽	3.05▽	5.80▽	4.00▽
		N	14	122	16	14	110	5.69	10.14	7.29	12▽	131▽	7▽	7△	119▽	4.58▽	8.70▽	6.00▽
GPT-4	None (*3)	C	51	135	3	0	87	18.68	36.96	24.82	42▽	126△	12△	12▽	84△	16.67▽	30.43▽	21.54▽
		N	54	135	3	6	78	20.22	39.13	26.67	45▽	123△	15△	18▽	75△	18.52▽	32.61▽	23.62▽
	Original	C	3	65	73	69	66	2.24	2.17	2.21	10△	68▽	70▽	63△	65△	6.99△	7.25△	7.12△
		N	4	67	71	73	61	3.03	2.90	2.96	8△	71▽	67▽	65△	65▽	5.56△	5.80△	5.67△
	Summarized	C	13	64	74	65	60	9.49	9.42	9.45	5▽	51△	87△	86▽	47△	4.85▽	3.62▽	4.15▽
		N	8	69	69	67	63	5.71	5.80	5.76	11△	56△	82△	68▽	59△	8.73△	7.97△	8.33△
Phi-3	None (*3)	C	12	138	0	0	126	4.35	8.70	5.80	24△	138	0	0	114△	8.70△	17.39△	11.59△
		N	30	138	0	0	108	10.87	21.74	14.49	36△	138	0	0	102△	13.04△	26.09△	17.39△
	Original	C	16	138	0	0	122	5.80	11.59	7.73	17△	137△	1△	0	121△	6.18△	12.32△	8.23△
		N	15	138	0	0	123	5.43	10.87	7.25	14▽	138	0	0	124▽	5.07▽	10.14▽	6.76▽
	Summarized	C	10	138	0	0	128	3.62	7.25	4.83	17△	138	0	0	121△	6.16△	12.32△	8.21△
		N	9	138	0	0	129	3.26	6.52	4.35	12△	137△	1△	1▽	125△	4.38△	8.70△	5.83△
Llama 3	None (*3)	C	18	138	0	0	120	6.52	13.04	8.70	33△	138	0	0	105△	11.96△	23.91△	15.94△
		N	30	138	0	0	108	10.87	21.74	14.49	39△	138	0	3▽	96△	14.29△	28.26△	18.98△
	Original	C	2	138	0	0	136	0.72	1.45	0.97	3△	116△	22△	17▽	118△	1.27△	2.17△	1.60△
		N	2	138	0	0	136	0.72	1.45	0.97	1▽	121△	17△	12▽	125△	0.40▽	0.72▽	0.52▽
	Summarized	C	7	138	0	0	131	2.54	5.07	3.38	4▽	137△	1△	1▽	133▽	1.46▽	2.90▽	1.94▽
		N	7	138	0	0	131	2.54	5.07	3.38	8△	137△	1△	1▽	129△	2.92△	5.80△	3.88△
C/C++																		
GPT-3.5	None (*3)	C	30	141	9	9	111	10.64	20.00	13.89	36△	132△	18△	12▽	102△	13.33△	24.00△	17.14△
		N	36	147	3	3	111	12.24	24.00	16.22	36	144△	6△	3	111	12.37△	24.00	16.33△
	Original	C	10	143	7	8	132	3.51	6.67	4.60	9▽	147▽	3▽	5△	136▽	3.08▽	6.00▽	4.07▽
		N	11	147	3	4	135	3.75	7.33	4.97	14△	148▽	2▽	5▽	131△	4.78△	9.33△	6.32△
	Summarized	C	15	147	3	2	133	5.08	10.00	6.74	14▽	145△	5△	4▽	132△	4.81▽	9.33▽	6.35▽
		N	13	150	0	2	135	4.36	8.67	5.80	18△	150	0	2	130△	6.04△	12.00△	8.04△
GPT-4	None (*3)	C	54	150	0	0	96	18.00	36.00	24.00	51▽	150	0	6▽	93△	17.35▽	34.00▽	22.97▽
		N	54	150	0	0	96	18.00	36.00	24.00	36▽	144△	6△	9▽	105▽	12.63▽	24.00▽	16.55▽
	Original	C	22	131	19	17	111	8.33	14.67	10.63	25△	114△	36△	44▽	81△	11.36△	16.67△	13.51△
		N	27	132	18	24	99	10.47	18.00	13.24	23▽	103△	47△	48▽	79△	11.22△	15.33▽	12.96▽
	Summarized	C	30	121	29	36	84	12.77	20.00	15.58	21▽	88△	62△	61▽	68△	11.86▽	14.00▽	12.84▽
		N	27	118	32	33	90	11.49	18.00	14.03	22▽	79△	71△	72▽	56△	14.01△	14.67▽	14.33△
Phi-3	None (*3)	C	48	150	0	0	102	16.00	32.00	21.33	45▽	150	0	0	105▽	15.00▽	30.00▽	20.00▽
		N	33	150	0	0	117	11.00	22.00	14.67	45△	150	0	0	105△	15.00△	30.00△	20.00△
	Original	C	20	150	0	0	130	6.67	13.33	8.89	15▽	150	0	0	135▽	5.00▽	10.00▽	6.67▽
		N	19	150	0	0	131	6.33	12.67	8.44	30△	150	0	1▽	119△	10.03△	20.00△	13.36△
	Summarized	C	21	150	0	0	129	7.00	14.00	9.33	19▽	150	0	0	131▽	6.33▽	12.67▽	8.44▽
		N	16	150	0	0	134	5.33	10.67	7.11	25△	150	0	0	125△	8.33△	16.67△	11.11△
Llama 3	None (*3)	C	27	150	0	0	123	9.00	18.00	12.00	30△	150	0	0	120△	10.00△	20.00△	13.33△
		N	33	150	0	0	117	11.00	22.00	14.67	36△	150	0	0	114△	12.00△	24.00△	16.00△
	Original	C	11	150	0	0	139	3.67	7.33	4.89	10▽	139△	11△	11▽	129△	3.60▽	6.67▽	4.67▽
		N	13	150	0	0	137	4.33	8.67	5.78	14△	143△	7△	8▽	128△	4.91△	9.33△	6.44△
	Summarized	C	17	150	0	0	133	5.67	11.33	7.56	13▽	150	0	1▽	136▽	4.35▽	8.67▽	5.79▽
		N	15	150	0	0	135	5.00	10.00	6.67	17△	148△	2△	0	133△	5.70△	11.33△	7.59△

Finding 2: Supplying context does not necessarily enhance LLMs' vulnerability reasoning and may even distract them

from accurately identifying vulnerabilities. When context

is provided, more precise prompt design or more capable models would be required.

5.3 RQ3: Effects of Different Prompt Schemes

In this RQ, we investigate the effects of different prompt schemes, specifically CoT prompts as introduced in §3.3, on LLMs' vulnerability reasoning.

For different prompt schemes, we observe that prompts with Chain-of-Thought (CoT) could provide outperform than the original (Raw) prompts. Among 72 combinations, the CoT prompt increases TP in 34 cases, decreases TP in 34, and remains the same in 4. Regarding FP, the CoT prompt lowers FP in 32 cases, raises FP in 14, and remains unchanged in 26. For FN, the CoT prompt lowers FN in 17 cases, raises FN in 27, and remains unchanged in 28. For FP_t , the CoT prompt lowers it in 43 cases, raises it in 26, and remains unchanged in 3. Although the overall impact on TP, FN, and FP is not always significant, the changes in TN and FP_t already have a considerable effect on model performance. Additionally, 38 combinations exhibit higher precision, 35 exhibit higher recall, and 36 exhibit a higher F1 score under the CoT prompt. One combination shows the same recall, while 36 show a lower recall. This improvement likely stems from how LLMs generate new tokens based on existing tokens: CoT prompts guide the model to reason about functionality before producing an answer, often leading to more accurate vulnerability detection.

Furthermore, the improvement from different prompt schemes varies across programming languages. The most noticeable gains appear in C/C++, with 14 out of 24 combinations showing performance improvements, followed by Java (13 improvements), and then Solidity (11 improvements). This discrepancy primarily depends on the complexity of vulnerabilities and their detection difficulty. Most vulnerabilities in Solidity are tightly linked to business logic, so only more capable models (e.g., Phi-3) show substantial gains from CoT-based prompts. Across all languages, less capable models (e.g., GPT-3.5) show no improvement when paired with CoT. Thus, prompt design acts as a supplemental enhancement to a model's intrinsic abilities. If the model itself cannot solve the problem effectively, refined prompts offer limited advantages and may even complicate the task, resulting in degraded performance.

Finding 3: The CoT prompt scheme can improve LLMs' precision and recall in vulnerability reasoning for many scenarios. However, its effect on recall is not consistent, depending on both the task and the model's inherent capabilities.

5.4 RQ4: Testing for Zero-Day Vulnerabilities

To demonstrate the usefulness of LLM4Vuln's evaluation findings in identifying new vulnerabilities, we have deployed a Solidity-specific version of LLM4Vuln to our industry partner, a Web3 security company. As a result, in this RQ, we focus on the zero-day vulnerabilities discovered by LLM4Vuln in Solidity projects only.

Specifically, we used LLM4Vuln for Solidity to audit four bug bounty smart contract projects—Apebond [3], Glyph AMM [10], StakeStone [16], and Hajime—on [11]. After a brief manual review

Table 5: Four bug bounty Solidity projects audited in RQ4.

Project	Bounty (\$)	Submitted	Confirmed
Apebond	376	12	4
Glyph AMM	329	6	4
StakeStone	2281	9	5
Hajime	590	2	1
Total	3,576	29	14

to filter out factual errors, all outputs were submitted to the Secure3 community for confirmation. In total, we submitted 29 issues across these four projects, and 14 were confirmed by the community. Details of the projects and bounties can be found in Table 5. From these combined audits, we received a total bounty of \$3,576, demonstrating the practicality of LLM4Vuln.

In the rest of this section, we conduct case studies on the confirmed issues in the *Apebond* project [2], which involves a set of contracts for single transaction token swaps, liquidity provision, and bond purchases. The audit report for *Apebond* is available at [4] and does not include the real names of the auditors.

The first case involves an iteration without proper checks for duplicate entries, potentially leading to financial losses. The source code is shown in Figure 6. The function `_routerSwapFromPath` is designed to execute a token swap operation using the input parameter `_uniSwapPath`, which is expected to contain a swapping path `_uniSwapPath.path` indicating the series of token conversions to be executed. If the input array contains duplicate entries, it will result in unnecessary token conversions, and the fees paid for these duplicated conversions will be lost. Using LLM4Vuln, we matched the functionality of the code with the knowledge that “For any functionality that involves processing input arrays, especially in smart contracts or systems managing assets and tokens, it's crucial to implement stringent validation mechanisms to check for duplicate entries.” The full details of this knowledge are available in Knowledge 1 in Appendix D.

The second case, as shown in Figure 7, involves a precision calculation error that could lead to financial loss. In lines 7 and 8, the function `getSwapRatio` calculates the underlying balances of the swap tokens. This process includes normalization of precision, but it incorrectly assumes that the precision of the input token is always 18 decimal places. However, when obtaining price ratios from other oracles, the precision may vary and not always be 18 decimal places. This incorrect assumption about precision can lead to miscalculation of the swap ratio, potentially causing the user to gain tokens that do not belong to them or lose a number of tokens. With LLM4Vuln, we matched the functionality of the code with the knowledge that “The vulnerability stems from an incorrect handling of decimal precision while calculating the price ratio between two oracles with different decimals.” The full details of this knowledge are available in Knowledge 2 in Appendix D.

Similarly, as shown in Figure 8, the function `pairTokensAndValue` is responsible for calculating the price of tokens using `sqrPriceX96` obtained from a `UniswapV3Pool`. However, this function also erroneously assumes that the precision of `sqrPriceX96` is always 18 decimal places, which could result in unplanned benefits or loss of funds. The knowledge matched in LLM4Vuln for this scenario is

```

1 function _routerSwapFromPath(
2   SwapPath memory _uniSwapPath,
3   uint256 _amountIn,
4   address _to,
5   uint256 _deadline
6 ) private returns (uint256 amountOut) {
7   require(_uniSwapPath.path.length >= 2, "SoulZap: need path0
      of >=2");
8   address outputToken = _uniSwapPath.path[_uniSwapPath.path.
      length - 1];
9   uint256 balanceBefore = _getBalance(IERC20(outputToken),
      _to);
10  _routerSwap(
11    _uniSwapPath.swapRouter,
12    _uniSwapPath.swapType,
13    _amountIn,
14    _uniSwapPath.amountOutMin,
15    _uniSwapPath.path,
16    _to,
17    _deadline
18  );
19  amountOut = _getBalance(IERC20(outputToken), _to) -
      balanceBefore;
20 }

```

Figure 6: Case 1 - Lack of Duplication Check for Input Array.

```

1 function getSwapRatio(
2   SwapRatioParams memory swapRatioParams
3 ) internal view returns (uint256 amount0, uint256 amount1) {
4   // More code
5   vars.token0decimals = ERC20(address(swapRatioParams.token0)
      ).decimals();
6   vars.token1decimals = ERC20(address(swapRatioParams.token1)
      ).decimals();
7   vars.underlying0 = _normalizeTokenDecimals(vars.underlying0
      , vars.token0decimals);
8   vars.underlying1 = _normalizeTokenDecimals(vars.underlying1
      , vars.token1decimals);
9   // More code
10 }
11 function _normalizeTokenDecimals(
12   uint256 amount,
13   uint256 decimals
14 ) internal pure returns (uint256) {
15   return amount * 10 ** (18 - decimals);
16 }

```

Figure 7: Case 2 - Precision Calculation Error Type I.

```

1 function pairTokensAndValue(
2   address token0,
3   address token1,
4   uint24 fee,
5   address uniV3Factory
6 ) internal view returns (uint256 price) {
7   // More Code
8   uint256 sqrtPriceX96;
9   (sqrtPriceX96, , , , ) = IUniswapV3Pool(tokenPegPair).
      slot0();
10  uint256 token0Decimals = getTokenDecimals(token0);
11  uint256 token1Decimals = getTokenDecimals(token1);
12  if (token1 < token0) price = (2 ** 192) / ((sqrtPriceX96
      ** 2 / uint256(10 ** (token0Decimals + 18 -
      token1Decimals))));
13  else price = ((sqrtPriceX96 ** 2) / ((2 ** 192) / uint256
      (10 ** (token0Decimals + 18 - token1Decimals))));
14 }

```

Figure 8: Case 3 - Precision Calculation Error Type II.

```

1 function _zap(
2   ZapParams memory zapParams,
3   SwapPath memory feeSwapPath,
4   bool takeFee
5 ) internal whenNotPaused {
6   // Verify and setup
7   if (zapParams.liquidityPath.lpType == LPType.V2) {
8     // some checks
9     vars.amount0In = zapParams.amountIn / 2;
10    vars.amount1In = zapParams.amountIn / 2;
11  }
12  // More code .....
13  if (zapParams.liquidityPath.lpType == LPType.V2) {
14    (vars.amount0Lp, vars.amount1Lp, ) = IUniswapV2Router02
      (
15      zapParams.liquidityPath.lpRouter
16    ).addLiquidity(
17      zapParams.token0,
18      zapParams.token1,
19      // .....
20    );
21  }
22  // More code
23 }

```

Figure 9: Case 4 - Funding Allocation Error.

“The vulnerability occurs when calculating the squared root price of a position in a liquidity pool with tokens having different decimal values.” While two matched knowledge from cases 2 and 3 are not identical - the latter specifically mentions the “squared root price” - they are semantically similar and both applicable to describing the same type of vulnerability. The full details of this knowledge are available in Knowledge 3 in Appendix D.

In Figure 9, the function `_zap` divides the input amount (`amountIn`) equally between `amount0In` and `amount1In` on lines 9 and 10. However, the actual token reserve ratio in the pool may not be 1:1. This discrepancy can lead to an imbalanced provision of liquidity when `addLiquidity` is called on line 16, as the token pair might require a different ratio for optimal liquidity provision. This vulnerability can disrupt the equilibrium of liquidity pools and cause traders to lose tokens. The knowledge matched in LLM4Vuln for this case is “The fundamental vulnerability occurs when liquidity providers add liquidity to a pool of two tokens, and the token amounts provided have different proportions as compared to the existing liquidity pool. The contract uses the smaller of these proportions to calculate the amount of LP tokens minted.” While this knowledge does not precisely describe the vulnerability, as there is no smaller proportion in this specific case, it can still be useful in detecting the vulnerability when combined with the reasoning ability of LLMs. The full details of this knowledge are available in Knowledge 4 in Appendix D.

From the four cases above, it is evident that knowledge supplements in LLM4Vuln for Solidity can help detect vulnerabilities, even if they do not exactly match the knowledge stored in the vector database. Among these four cases, only the first can be detected by static analysis tools, while the remaining three are logic bugs closely tied to business logic. With this positive result, we demonstrate that LLM4Vuln’s evaluation findings can be leveraged to identify real-world project bugs that existing tools do not detect.

6 Discussion and Future Work

6.1 Lessons Learned

In this section, we summarize the key insights gained from our empirical study in §5 on using LLMs for detecting vulnerabilities, along with some recommendations for enhancing performance.

Knowledge Enhancement. Enhancing knowledge is crucial for helping LLMs better understand code and vulnerabilities. Matching code with knowledge is complex, and an inadequate matching algorithm could lead to semantic loss. An algorithm capable of accurately preserving or translating the semantic information of mathematical symbols in the code to natural language for matching knowledge is essential.

Context Supplement. The context supplement introduces more noise while helping LLMs improve their understanding of the code's functionality and business logic. Too long contexts that are not relevant to the vulnerability can also lead to distraction for the LLMs, which in turn affects their results. Therefore, when using LLM for code auditing, only necessary and relevant context should be provided.

Prompt Scheme Selection. Chain-of-thought prompt schemes can improve LLMs' performance. When designing prompt schemes, it is important to break down the tasks into simpler sub-tasks that LLMs can easily solve.

Selection of Models. Although both open-source and commercial models perform similarly for different types of enhancements when performing vulnerability detection tasks, models that have poor vulnerability detection capabilities may not benefit significantly from these enhancements. It is thus better to choose a model that already has a certain vulnerability detection capability.

6.2 More Accurate Knowledge Retrieval

In this paper, we ensure that the supplied knowledge is the same for each case within the same type of knowledge supply scenarios for a fair benchmark. Here we manually verify the accuracy of the knowledge retrieval used in our evaluation and leave more accurate knowledge retrieval to future work.

Specifically, we manually check whether the retrieved knowledge is relevant to the ground truth for positive cases. For Solidity, we randomly sampled 100 cases and found that 68 of them have retrieved knowledge relevant to the ground truth. This explains why the precision and recall of the LLMs increase when the knowledge base is attached. In these cases, vulnerabilities related to high-level semantics have a higher probability of being retrieved. In contrast, vulnerabilities related to low-level semantics, such as integer overflow, are less likely to be retrieved. For Java, only 36 out of 100 cases have relevant knowledge, resulting in worse performance of the LLMs with a knowledge base attached. Vulnerabilities like XSS and SQL injection are more likely to be retrieved, while vulnerabilities like SSRF and CSRF are harder to match. Most vulnerabilities for Java and C/C++ are not related to business logic and are harder to match with functionality.

Although the knowledge retrieval part does not always provide the exact same vulnerabilities as the ground truth, which is an extremely hard task, it is still useful for the LLMs to learn from the retrieved knowledge. As shown in RQ4 and Appendix D, as

long as the extracted knowledge has some similarity to the actual vulnerability, the LLM is more likely to identify the correct vulnerability.

6.3 Covering More Programming Languages

Our evaluation of LLMs is on Solidity, the most popular language for smart contracts, Java and C/C++, two of the most popular languages for general tasks. Hence, the vulnerability knowledge base and other related tools are designed for these languages. Nevertheless, LLM4Vuln has the potential to be adaptable to other languages, such as Python, Rust, JavaScript, and others. Evaluating LLM4Vuln on other languages is beyond the scope of this paper. In this section, we provide some suggestions for applying LLM4Vuln to other programming languages. Specifically, it is necessary to compile a vulnerability knowledge base for the target language and implement corresponding tool-invoking function calls, such as call graph construction. These function calls should be tailored based on the specific syntax and semantics of each language. The existing set of function calls could also be expanded to include data flow analysis and symbolic execution, applicable across multiple languages.

7 Related Work

LLM-based Vulnerability Detection. Vulnerability detection has been a long-standing problem in software security. Traditional methods rely on predefined rules or fuzz testing, which are usually incomplete and struggle to detect unknown vulnerabilities. In recent years, with the development of code-based LLMs [56, 62], researchers have proposed many methods to detect vulnerabilities using LLMs. For example, Thapa *et al.* [62] explored how to leverage LLMs for software vulnerability detection. Alqarni *et al.* [18] introduced a novel model fine-tuned for detecting software vulnerabilities. Tang *et al.* [61] proposed methods that utilize LLMs to detect software vulnerabilities, combining sequence and graph information to enhance function-level vulnerability detection. Hu *et al.* [38] proposed a framework that employs LLMs' role-playing to detect vulnerabilities in smart contracts.

Some researchers apply LLMs to fuzz testing for vulnerability detection. For example, Deng *et al.* [28] introduced TitanFuzz to leverage LLMs to generate input cases for fuzzing deep learning libraries. FuzzGPT [29] is another work that uses LLMs to synthesize unusual programs for fuzzing vulnerabilities. Meng *et al.* [51] proposed an LLM-based protocol implementation fuzzing method called ChatAFL. Xia *et al.* [70] presented Fuzz4All, a tool that employs LLMs to generate fuzzing inputs for all kinds of programs.

Additionally, there are also studies combining LLMs with existing static analysis methods. For example, Sun *et al.* [60] combined GPT with static analysis to detect logic vulnerabilities in smart contracts. Li *et al.* [46] proposed an automated framework to interface static analysis tools and LLMs. However, these studies focus only on detecting vulnerabilities and do not delve into the reasoning capabilities of LLMs or the impact of these capabilities on vulnerability detection. In this paper, we introduce LLM4Vuln, a unified framework to benchmark and explore the capability of LLMs' reasoning in vulnerability detection.

Benchmarking LLMs' Ability in Vulnerability Detection. Other researchers focus on evaluating the capability of LLMs' reasoning in

vulnerability detection. For example, Thapa *et al.* [62] compared the performance of transformer-based LLMs with RNN-based models in software vulnerability detection. Chen *et al.* [22] conducted an empirical study to investigate the performance of LLMs in detecting vulnerabilities in smart contracts. David *et al.* [27] evaluated the performance of LLMs in security audits of 52 DeFi smart contracts. Khare *et al.* [41] benchmarked the effectiveness of LLMs in Java and C++ vulnerability detection. Gao *et al.* [36], Ullah *et al.* [64], Ding *et al.* [30] introduced diverse datasets of vulnerabilities and evaluated LLMs, deep learning-based methods, and traditional static analysis models in vulnerability detection. Additionally, LLMs have also been evaluated on the vulnerability repair task [54, 73]. However, these studies focus on the performance of individual LLM instances and their configurations. In contrast, we aim to explore the capability of LLMs' reasoning in vulnerability detection.

Security-oriented LLMs. Beyond being a language model, some studies have introduced vulnerability-specific or security-oriented models. For instance, Lacomis *et al.* [43] created corpora for renaming decompiled code, while Pal *et al.* [53] developed a model to predict the real variable names from decompilation outputs. Pei *et al.* [55] introduced a new mechanism of transformers for learning code semantics in security tasks. Chen *et al.* [23] improved decompilation results for security analysis, and Ding *et al.* [31] enhanced model performance with an execution-aware pre-training strategy. Gai *et al.* [35] focused on detecting anomalous blockchain transactions, and Guthula *et al.* [37] pre-trained a network security model on unlabeled network packet traces. Jiang *et al.* [39] and Li *et al.* [47] both presented LLMs for binary code analysis. Recently, Wang *et al.* [66] proposed SmartInv for smart contract invariant inference. While all of these studies focus on security-oriented LLMs, our work explores the general capabilities of LLMs, specifically decoupling their vulnerability reasoning from other capabilities..

8 Conclusion

This paper introduced LLM4Vuln, a unified evaluation framework to decouple and enhance LLMs' vulnerability reasoning. By applying LLM4Vuln to 294 pieces of Solidity, Java and C/C++ code in 3,528 scenarios, we gained insights into the effects of knowledge enhancement, context supplementation, and prompt schemes. Furthermore, our pilot study identified 14 zero-day vulnerabilities across four projects, resulting in a total of \$3,576 in bounties. This demonstrates the practicality of LLM4Vuln's evaluation findings.

References

- [1] 2023. Solidity Programming Language. <https://soliditylang.org/>
- [2] 2023. SoulZapV1. <https://github.com/SoulSolidity/SoulZapV1>
- [3] 2024. Apebond Security Analysis and Audit Contest Apebond | Secure3. <https://app.secure3.io/en/515d5f1a>
- [4] 2024. Apebond_final_Secure3_Audit_Report.pdf. https://github.com/Secure3Audit/Secure3Academy/blob/main/audit_reports/Apebond/Apebond_final_Secure3_Audit_Report.pdf
- [5] 2024. Code4rena Findings on GitHub. <https://github.com/orgs/code-423n4/repositories?q=findings>
- [6] 2024. Code4rena Security Audit Reports. <https://code4rena.com/reports>
- [7] 2024. CWE VIEW: Weaknesses in Software Written in C++. <https://cwe.mitre.org/data/slices/659.html>
- [8] 2024. CWE VIEW: Weaknesses in Software Written in Java. <https://cwe.mitre.org/data/slices/660.html>
- [9] 2024. Function calling - OpenAI API. <https://platform.openai.com>
- [10] 2024. Glyph Security Analysis and Audit Contest Glyph AMM | Secure3. <https://app.secure3.io/en/307fca8d6f>
- [11] 2024. Hajime Security Analysis and Audit Contest Hajime | Secure3. <https://app.secure3.io/en/139f17d9d5>
- [12] 2024. LLM4Vuln: Large Language Models for Vulnerability Detection. <https://anonymous.4open.science/r/LLM4Vuln/>
- [13] 2024. meta-llama/Meta-Llama-3-8B-Instruct. <https://huggingface.co/meta-llama/Meta-Llama-3-8B-Instruct>
- [14] 2024. microsoft/Phi-3-mini-128k-instruct. <https://huggingface.co/microsoft/Phi-3-mini-128k-instruct>
- [15] 2024. OpenAI. <https://openai.com/>
- [16] 2024. Stakestone Security Analysis and Audit Contest Stakestone Eigen Layer Helper | Secure3. <https://app.secure3.io/en/def1a0ff35>
- [17] Marah Abdin, Jyoti Aneja, Hany Awadalla, Ahmed Awadallah, Ammar Ahmad Awan, Nguyen Bach, Amit Bahree, Arash Bakhtiari, Jianmin Bao, Harkirat Behl, Alon Benhaim, Misha Bilenko, Johan Bjorck, Sébastien Bubeck, Martin Cai, Qin Cai, Vishrav Chaudhary, Dong Chen, Dongdong Chen, Weizhu Chen, Yen-Chun Chen, Yi-Ling Chen, Hao Cheng, Parul Chopra, Xiyang Dai, Matthew Dixon, Ronen Eldan, Victor Fragoso, Jianfeng Gao, Mei Gao, Min Gao, Amit Garg, Allie Del Giorno, Abhishek Goswami, Suriya Gunasekar, Emman Haider, Junheng Hao, Russell J. Hewett, Wenxiang Hu, Jamie Huynh, Dan Iter, Sam Ade Jacobs, Mojan Javaheripi, Xin Jin, Nikos Karampatziakis, Piero Kauffmann, Mahoud Khademi, Dongwoo Kim, Young Jin Kim, Lev Kurilenko, James R. Lee, Yin Tat Lee, Yuanzhi Li, Yunsheng Li, Chen Liang, Lars Liden, Xihui Lin, Zeqi Lin, Ce Liu, Liyuan Liu, Mengchen Liu, Weisheng Liu, Xiaodong Liu, Chong Luo, Piyush Madan, Ali Mahmoudzadeh, David Majercak, Matt Mazzola, Caio César Teodoro Mendes, Arindam Mitra, Hardik Modi, Anh Nguyen, Brandon Norick, Barun Patra, Daniel Perez-Becker, Thomas Portet, Reid Pryzant, Heyang Qin, Marko Radmilac, Lilian Ren, Gustavo de Rosa, Corby Rosset, Sambudha Roy, Olatunji Ruwase, Olli Saarikivi, Amin Saied, Adil Salim, Michael Santacrose, Shital Shah, Ning Shang, Hiteshi Sharma, Yelong Shen, Swadheen Shukla, Xia Song, Masahiro Tanaka, Andrea Tupini, Praneetha Vaddamanu, Chunyu Wang, Guanhua Wang, Lijuan Wang, Shuohang Wang, Xin Wang, Yu Wang, Rachel Ward, Wen Wen, Philipp Witte, Haiping Wu, Xiaoxia Wu, Michael Wyatt, Bin Xiao, Can Xu, Jiahang Xu, Weijian Xu, Jilong Xue, Sonali Yadav, Fan Yang, Jianwei Yang, Yifan Yang, Ziyi Yang, Donghan Yu, Lu Yuan, Chenruidong Zhang, Cyril Zhang, Jianwen Zhang, Li Lyna Zhang, Yi Zhang, Yue Zhang, Yunan Zhang, and Xiren Zhou. 2024. Phi-3 Technical Report: A Highly Capable Language Model Locally on Your Phone. (2024). arXiv:2404.14219 [cs.CL] <https://arxiv.org/abs/2404.14219>
- [18] Mansour Alqarni and Akramul Azim. 2022. Low level source code vulnerability detection using advanced bert language model. In *Proc. CANAL*.
- [19] Steven Arzt, Siegfried Rasthofer, Christian Fritz, Eric Bodden, Alexandre Bartel, Jacques Klein, Yves Le Traon, Damien Oeteanu, and Patrick McDaniel. 2014. FlowDroid: precise context, flow, field, object-sensitive and lifecycle-aware taint analysis for Android apps. In *Proc. ACM PLDI*.
- [20] Cristian Cadar, Daniel Dunbar, and Dawson Engler. 2008. KLEE: Unassisted and Automatic Generation of High-Coverage Tests for Complex Systems Programs. In *Proc. USENIX OSDI*.
- [21] Saikat Chakraborty, Rahul Krishna, Yangruibo Ding, and Baishakhi Ray. 2022. Deep Learning Based Vulnerability Detection: Are We There Yet? *IEEE Trans. Softw. Eng.* (2022).
- [22] Chong Chen, Jianzhong Su, Jiachi Chen, Yanlin Wang, Tingting Bi, Yanli Wang, Xingwei Lin, Ting Chen, and Zibin Zheng. 2023. When ChatGPT Meets Smart Contract Vulnerability Detection: How Far Are We? arXiv:2309.05520.
- [23] Qibin Chen, Jeremy Lacomis, Edward J. Schwartz, Claire Le Goues, Graham Neubig, and Bogdan Vasilescu. 2022. Augmenting Decompiler Output with Learned Variable Names and Types. In *Proc. USENIX Security*.
- [24] Yizheng Chen, Zhoujie Ding, Lamy ALOWAIN, Xinyun Chen, and David Wagner. 2023. DiverseVul: A New Vulnerable Source Code Dataset for Deep Learning Based Vulnerability Detection. In *Proc. RAID*.
- [25] Cheng-Han Chiang and Hung-yi Lee. 2023. Can Large Language Models Be an Alternative to Human Evaluations?. In *Proc. ACL*.
- [26] Damai Dai, Yutao Sun, Li Dong, Yaru Hao, Shuming Ma, Zhifang Sui, and Furu Wei. 2023. Why Can GPT Learn In-Context? Language Models Implicitly Perform Gradient Descent as Meta-Optimizers. arXiv:2212.10559.
- [27] Isaac David, Liyi Zhou, Kaihua Qin, Dawn Song, Lorenzo Cavallaro, and Arthur Gervais. 2023. Do you still need a manual smart contract audit? arXiv:2306.12338.
- [28] Yinlin Deng, Chunqiu Steven Xia, Haoran Peng, Chenyuan Yang, and Lingming Zhang. 2023. Large language models are zero-shot fuzzers: Fuzzing deep-learning libraries via large language models. In *Proc. ACM ISSTA*.
- [29] Yinlin Deng, Chunqiu Steven Xia, Chenyuan Yang, Shizhuo Dylan Zhang, Shujing Yang, and Lingming Zhang. 2023. Large Language Models are Edge-Case Generators: Crafting Unusual Programs for Fuzzing Deep Learning Libraries. In *Proc. IEEE/ACM ICSE*.
- [30] Yangruibo Ding, Yanjun Fu, Omniyyah Ibrahim, Chawin Sitawarin, Xinyun Chen, Basel Alomair, David Wagner, Baishakhi Ray, and Yizheng Chen. 2024. Vulnerability Detection with Code Language Models: How Far Are We? arXiv:2403.18624.
- [31] Yangruibo Ding, Ben Steenhoeck, Kexin Pei, Gail Kaiser, Wei Le, and Baishakhi Ray. 2023. TRACED: Execution-aware Pre-training for Source Code. arXiv:2306.07487.

- [32] Jiahao Fan, Yi Li, Shaohua Wang, and Tien N. Nguyen. 2020. A C/C++ Code Vulnerability Dataset with Code Changes and CVE Summaries. In *Proceedings of the 17th International Conference on Mining Software Repositories* (Seoul, Republic of Korea) (MSR '20). Association for Computing Machinery, New York, NY, USA, 508–512. doi:10.1145/3379597.3387501
- [33] Yuzhou Fang, Daoyuan Wu, Xiao Yi, Shuai Wang, Yufan Chen, Mengjie Chen, Yang Liu, and Lingxiao Jiang. 2023. Beyond "Protected" and "Private": An Empirical Security Analysis of Custom Function Modifiers in Smart Contracts. In *Proc. ACM ISSTA*.
- [34] Andrea Fioraldi, Dominik Maier, Heiko Eifeldt, and Marc Heuse. 2020. AFL++: Combining Incremental Steps of Fuzzing Research. In *Proc. USENIX WOOT 20*.
- [35] Yu Gai, Liyi Zhou, Kaihua Qin, Dawn Song, and Arthur Gervais. 2023. Blockchain Large Language Models. arXiv:2304.12749.
- [36] Zeyu Gao, Hao Wang, Yuchen Zhou, Wenyu Zhu, and Chao Zhang. 2023. How Far Have We Gone in Vulnerability Detection Using Large Language Models. arXiv:2311.12420.
- [37] Satyandra Guthula, Navya Battula, Roman Beltikov, Wenbo Guo, and Arpit Gupta. 2023. netFound: Foundation Model for Network Security. arXiv:2310.17025.
- [38] S. Hu, T. Huang, F. Ilhan, S. Tekin, and L. Liu. 2023. Large Language Model-Powered Smart Contract Vulnerability Detection: New Perspectives. In *Proc. IEEE TPS-ISA*.
- [39] Nan Jiang, Chengxiao Wang, Kevin Liu, Xiangzhe Xu, Lin Tan, and Xiangyu Zhang. 2023. Nova+: Generative Language Models for Binaries. arXiv:2311.13721.
- [40] Jeff Johnson, Matthijs Douze, and Hervé Jégou. 2021. Billion-Scale Similarity Search with GPUs. *IEEE Trans. Big Data* (2021).
- [41] Avishree Khare, Saikat Dutta, Ziyang Li, Alaia Solko-Breslin, Rajeev Alur, and Mayur Naik. 2023. Understanding the Effectiveness of Large Language Models in Detecting Security Vulnerabilities. arXiv:2311.16169.
- [42] Takeshi Kojima, Shixiang Shane Gu, Machel Reid, Yutaka Matsuo, and Yusuke Iwasawa. 2022. Large language models are zero-shot reasoners. In *Proc. NeurIPS*.
- [43] Jeremy Lacomis, Pengcheng Yin, Edward Schwartz, Miltiadis Allamanis, Claire Le Goues, Graham Neubig, and Bogdan Vasilescu. 2019. DIRE: A Neural Approach to Decompiled Identifier Naming. In *Proc. IEEE/ACM ASE*.
- [44] Nathan Lambert, Louis Castriaco, Leandro von Werra, and Alex Havrilla. 2022. Illustrating Reinforcement Learning from Human Feedback (RLHF). *Hugging Face Blog* (2022). <https://huggingface.co/blog/rlhf>.
- [45] Patrick Lewis, Ethan Perez, Aleksandra Piktus, Fabio Petroni, Vladimir Karpukhin, Naman Goyal, Heinrich Küttler, Mike Lewis, Wen-tau Yih, Tim Rocktäschel, Sebastian Riedel, and Douwe Kiela. 2020. Retrieval-Augmented Generation for Knowledge-Intensive NLP Tasks. In *Proc. NeurIPS*.
- [46] Haonan Li, Yu Hao, Yizhuo Zhai, and Zhiyun Qian. 2023. Enhancing Static Analysis For Practical Bug Detection: An LLM-Integrated Approach. In *Proc. ACM on Programming Languages* (OOPSLA).
- [47] Xuezhiang Li, Yu Qu, and Heng Yin. 2021. PalmTree: Learning an Assembly Language Model for Instruction Embedding. In *Proc. ACM CCS*.
- [48] Zongjie Li, Chaozheng Wang, Pingchuan Ma, Daoyuan Wu, Shuai Wang, Cuiyun Gao, and Yang Liu. 2023. Split and Merge: Aligning Position Biases in Large Language Model based Evaluators. arXiv:2310.01432.
- [49] Zhen Li, Deqing Zou, Shouhuai Xu, Xinyu Ou, Hai Jin, Sujuan Wang, Zhijun Deng, and Yuyi Zhong. 2018. Vuldeepecker: A deep learning-based system for vulnerability detection. arXiv:1801.01681.
- [50] Puzhuo Liu, Chengnian Sun, Yaowen Zheng, Xuan Feng, Chuan Qin, Yuncheng Wang, Zhi Li, and Limin Sun. 2023. Harnessing the Power of LLM to Support Binary Taint Analysis. arXiv:2310.08275.
- [51] Ruijie Meng, Martin Mirchev, Marcel Bohme, and Abhik Roychoudhury. 2023. Large Language Model guided Protocol Fuzzing. In *Proc. ISOC NDSS*.
- [52] Long Ouyang, Jeff Wu, Xu Jiang, Diogo Almeida, Carroll L. Wainwright, Pamela Mishkin, Chong Zhang, Sandhini Agarwal, Katarina Slama, Alex Ray, John Schulman, Jacob Hilton, Fraser Kelton, Luke Miller, Maddie Simens, Amanda Askell, Peter Welinder, Paul Christiano, Jan Leike, and Ryan Lowe. 2022. Training language models to follow instructions with human feedback. arXiv:2203.02155.
- [53] Kuntal Kumar Pal, Ati Priya Bajaj, Pratyay Banerjee, Audrey Dutcher, Mutsumi Nakamura, Zion Leonahenah Basque, Himanshu Gupta, Saurabh Arjun Sawant, Ujjwala Ananthaswaran, and Yan. 2024. "Len or index or count, anything but v1": Predicting Variable Names in Decompilation Output with Transfer Learning. In *Proc. IEEE Symposium on Security and Privacy (S&P)*.
- [54] Hammond Pearce, Benjamin Tan, Baleegh Ahmad, Ramesh Karri, and Brendan Dolan-Gavitt. 2023. Examining Zero-Shot Vulnerability Repair with Large Language Models. In *Proc. IEEE Symposium on Security and Privacy (S&P)*.
- [55] Kexin Pei, Weichen Li, Qirui Jin, Shuyang Liu, Scott Geng, Lorenzo Cavallaro, Junfeng Yang, and Suman Jana. 2023. Symmetry-Preserving Program Representations for Learning Code Semantics. arXiv:2308.03312.
- [56] Baptiste Rozière, Jonas Gehring, Fabian Gloeckle, Sten Sootla, Itai Gat, Xiaoming Ellen Tan, Yossi Adi, Jingyu Liu, Tal Remez, Jérémy Rapin, Artyom Kozhevnikov, Ivan Evtimov, Joanna Bitton, Manish Bhatt, Cristian Canton Ferrer, Aaron Grattafiori, Wenhan Xiong, Alexandre Défossez, Jade Copet, Faisal Azhar, Hugo Touvron, Louis Martin, Nicolas Usunier, Thomas Scialom, and Gabriel Synnaeve. 2023. Code Llama: Open Foundation Models for Code. arXiv:2308.12950.
- [57] Timo Schick, Jane Dwivedi-Yu, Roberto Dessi, Roberta Raileanu, Maria Lomeli, Luke Zettlemoyer, Nicola Cancedda, and Thomas Scialom. 2023. Toolformer: Language Models Can Teach Themselves to Use Tools. arXiv:2302.04761.
- [58] Dongdong She, Kexin Pei, Dave Epstein, Junfeng Yang, Baishakhi Ray, and Suman Jana. 2019. Neuzz: Efficient fuzzing with neural program smoothing. In *Proc. IEEE Symposium on Security and Privacy (S&P)*.
- [59] Yan Shoshitaishvili, Ruoyu Wang, Christopher Salls, Nick Stephens, Mario Polino, Andrew Dutcher, John Grosen, Siji Feng, Christophe Hauser, Christopher Kruegel, and Giovanni Vigna. 2016. SOK: (State of) The Art of War: Offensive Techniques in Binary Analysis. In *Proc. IEEE Symposium on Security and Privacy (S&P)*.
- [60] Yuqiang Sun, Daoyuan Wu, Yue Xue, Han Liu, Haijun Wang, Zhengzi Xu, Xiaofei Xie, and Yang Liu. 2024. GPTScan: Detecting Logic Vulnerabilities in Smart Contracts by Combining GPT with Program Analysis. In *Proc. IEEE/ACM ICSE*.
- [61] Wei Tang, Mingwei Tang, Minchao Ban, Ziguo Zhao, and Mingjun Feng. 2023. CSGVD: A deep learning approach combining sequence and graph embedding for source code vulnerability detection. *J. Syst. Softw.* (2023).
- [62] Chandra Thapa, Seung Ick Jang, Muhammad Ejaz Ahmed, Seyit Camtepe, Josef Pieprzyk, and Surya Nepal. 2022. Transformer-Based Language Models for Software Vulnerability Detection. In *Proc. ACM ACSAC*.
- [63] Hugo Touvron, Louis Martin, Kevin Stone, and et al. 2023. Llama 2: Open Foundation and Fine-Tuned Chat Models. arXiv:2307.09288.
- [64] Saad Ullah, Mingji Han, Saurabh Pujar, Hammond Pearce, Ayse Coskun, and Gianluca Stringhini. 2023. Can Large Language Models Identify And Reason About Security Vulnerabilities? Not Yet. arXiv:2312.12575.
- [65] Ashish Vaswani, Noam Shazeer, Niki Parmar, Jakob Uszkoreit, Llion Jones, Aidan N. Gomez, Lukasz Kaiser, and Illia Polosukhin. 2023. Attention Is All You Need. arXiv:1706.03762.
- [66] S. Wang, K. Pei, and J. Yang. 2024. MARTINV: Multimodal Learning for Smart Contract Invariant Inference. In *Proc. IEEE Symposium on Security and Privacy (S&P)*.
- [67] Tielei Wang, Tao Wei, Guofei Gu, and Wei Zou. 2010. TaintScope: A Checksum-Aware Directed Fuzzing Tool for Automatic Software Vulnerability Detection. In *Proc. IEEE Symposium on Security and Privacy (S&P)*.
- [68] Jason Wei, Xuezhi Wang, Dale Schuurmans, Maarten Bosma, brian ichter, Fei Xia, Ed Chi, Quoc V Le, and Denny Zhou. 2022. Chain-of-Thought Prompting Elicits Reasoning in Large Language Models. In *Proc. NeurIPS*.
- [69] Daoyuan Wu, Debin Gao, Robert H. Deng, and Chang Rocky K. C. 2021. When Program Analysis Meets Bytecode Search: Targeted and Efficient Inter-procedural Analysis of Modern Android Apps in BackDroid. In *Proc. IEEE/IFIP DSN*.
- [70] Chunqiu Steven Xia, Matteo Paltenghi, Jia Le Tian, Michael Pradel, and Lingming Zhang. 2024. Fuzz4All: Universal Fuzzing with Large Language Models. arXiv:2308.04748.
- [71] Xiaojun Xu, Chang Liu, Qian Feng, Heng Yin, Le Song, and Dawn Song. 2017. Neural Network-based Graph Embedding for Cross-Platform Binary Code Similarity Detection. In *Proc. ACM CCS*.
- [72] Xiao Yi, Yuzhou Fang, Daoyuan Wu, and Lingxiao Jiang. 2023. BlockScope: Detecting and Investigating Propagated Vulnerabilities in Forked Blockchain Projects. In *Proc. ISOC NDSS*.
- [73] Lyuye Zhang, Kaixuan Li, Kairan Sun, Daoyuan Wu, Ye Liu, Haoye Tian, and Yang Liu. 2024. ACFIX: Guiding LLMs with Mined Common RBAC Practices for Context-Aware Repair of Access Control Vulnerabilities in Smart Contracts. arXiv:2403.06838.
- [74] Zhuo Zhang, Brian Zhang, Wen Xu, and Zhiqiang Lin. 2023. Demystifying exploitable bugs in smart contracts. In *2023 IEEE/ACM 45th International Conference on Software Engineering (ICSE)*. IEEE, 615–627.
- [75] L. Zhou, X. Xiong, J. Ernstberger, S. Chaliasos, Z. Wang, Y. Wang, K. Qin, R. Wattenhofer, D. Song, and A. Gervais. 2023. SoK: Decentralized Finance (DeFi) Attacks. In *Proc. IEEE Symposium on Security and Privacy (S&P)*.
- [76] Yaqin Zhou, Shangqing Liu, Jingkai Siow, Xiaoning Du, and Yang Liu. 2019. Devign: Effective Vulnerability Identification by Learning Comprehensive Program Semantics via Graph Neural Networks. In *Proc. NeurIPS*.
- [77] Wenyu Zhu, Hao Wang, Yuchen Zhou, Jiaming Wang, Zihan Sha, Zeyu Gao, and Chao Zhang. 2023. kTrans: Knowledge-Aware Transformer for Binary Code Embedding. arXiv:2308.12659.

Appendix

A Prompt for Summarizing the Functionalities and Root Causes from Vulnerability Reports

Prompt for Summarizing

Summarize Functionalities

Given the following vulnerability description, following the task:

1. Describe the functionality implemented in the given code. This should be answered under the section "Functionality:" and written in the imperative mood, e.g., "Calculate the price of a token." Your response should be concise and limited to one paragraph and within 40-50 words.
2. Remember, do not contain any variable or function or expression name in the Functionality Result, focus on the functionality or business logic itself.

Summarize Root Cause

Please provide a comprehensive and clear abstract that identifies the fundamental mechanics behind a specific vulnerability, ensuring that this knowledge can be applied universally to detect similar vulnerabilities across different scenarios. Your abstract should:

1. Avoid mentioning any moderation tools or systems.
2. Exclude specific code references, such as function or variable names, while providing a general yet precise technical description.
3. Use the format: KeyConcept:xxxx, placing the foundational explanation of the vulnerability inside the brackets.
4. Guarantee that one can understand and identify the vulnerability using only the information from the VulnerableCode and this KeyConcept.
5. Strive for clarity and precision in your description, rather than brevity.
6. Break down the vulnerability to its core elements, ensuring all terms are explained and there are no ambiguities.

By following these guidelines, ensure that your abstract remains general and applicable to various contexts, without relying on specific code samples or detailed case-specific information.

B Prompt for Instruction Following and Auto-Annotation

Prompt for Auto-Annotation

Generate Type and Description

I will give you some text generated by another LLM. But the format may be wrong. You must call the report API to report the result.

Compare Types between Output and Ground Truth

You are a senior code auditor. Now I will give you a ground truth of vulnerability, and a description written by an auditor. You need to help me identify whether the description given by the auditor contains a vulnerability in the ground truth. Please report the result using the function call.

Ground truth: {Ground Truth}

Description: {Output}

C A Supplementary Table for RQ1

Table 6 is a supplementary table for Table 4 in §5.1, presenting the average Java and C++ reasoning results over four different LLMs.

D Matched Knowledge in RQ5

Knowledge 1: Rigorous Validation Against Duplicate Entries in Input Arrays For any functionality that involves processing input arrays, especially in smart contracts or systems managing assets and tokens, it's crucial to implement stringent validation mechanisms to check for duplicate entries. This validation is necessary to prevent exploitation where duplicates in the input can lead to erroneous calculations, inflated balances, or disproportionate distribution of benefits. By ensuring that each entry in an input array is unique and correctly mapped, systems can avoid vulnerabilities that arise from improper handling of duplicate entries. This concept applies broadly across various functionalities and is essential for maintaining the integrity and security of systems handling valuable data or assets.

Knowledge 2: Incorrect handling of decimal precision in price ratio calculations The vulnerability stems from an incorrect handling of decimal precision while calculating the price ratio between two oracles with different decimals. The current implementation assumes that the input price feeds will have a fixed decimal value (e.g., 8 decimals) and performs calculations accordingly. However, when a price feed with a different number of decimals is provided, it leads to inaccurate and, in some cases, completely incorrect results due to wrong math operations used in handling the decimals. The core issue lies in the assumption that all price feeds will have a fixed number of decimals and the subsequent calculations performed. In the problematic implementation, decimals are added and removed by a fixed amount based

Table 6: Average LLM results under different combinations of knowledge, context, and prompt schemes for Java and C/C++.

			Raw								CoT							
			TP	FP	TN	FN	FP _t	P _m	R _m	F1 _m	TP	FP	TN	FN	FP _t	P _m	R _m	F1 _m
Java																		
Average	None (*3)	C	29.25	135.75	2.25	3.75	105.00	10.83	21.20	14.34	32.25△	134.25△	3.75△	6.00▽	99.75△	12.11△	23.37△	15.96△
		N	38.25	136.50	1.50	5.25	94.50	14.21	27.72	18.78	40.50△	132.75△	5.25△	6.75▽	90.75△	15.34△	29.35△	20.15△
	Original	C	7.50	112.25	25.75	26.00	104.50	3.34	5.43	4.14	8.75△	106.50△	31.50△	26.75▽	102.50△	4.02△	6.34△	4.92△
		N	7.75	115.25	22.75	24.75	105.50	3.39	5.62	4.23	7.00▽	111.00△	27.00△	24.25△	106.75▽	3.11▽	5.07▽	3.86▽
	Summarized	C	10.75	115.00	23.00	22.00	105.25	4.65	7.79	5.83	8.5▽	114.25△	23.75△	23.50▽	106.00▽	3.72▽	6.16▽	4.64▽
		N	9.50	116.75	21.25	20.25	108.25	4.05	6.88	5.10	10.75△	115.25△	22.75△	19.25△	108.00△	4.59△	7.79△	5.78△
C/C++																		
Average	None (*3)	C	39.75	147.75	2.25	2.25	108.00	13.45	26.50	17.85	40.50△	145.50△	4.50△	4.50▽	105.00△	13.92△	27.00△	18.37△
		N	39.00	149.25	0.75	0.75	110.25	13.07	26.00	17.39	38.25▽	147.00△	3.00△	3.00▽	108.75△	13.01▽	25.50▽	17.23▽
	Original	C	15.75	143.50	6.50	6.25	128.00	5.48	10.50	7.20	14.75▽	137.50△	12.50△	15.00▽	120.25△	5.41▽	9.83▽	6.98▽
		N	17.50	144.75	5.25	7.00	125.50	6.08	11.67	8.00	20.25△	136.00△	14.00△	15.50▽	114.25△	7.49△	13.50△	9.63△
	Summarized	C	20.75	142.00	8.00	9.50	119.75	7.35	13.83	9.60	16.75▽	133.25△	16.75△	16.50▽	116.75△	6.28▽	11.17▽	8.04▽
		N	17.75	142.00	8.00	8.75	123.50	6.27	11.83	8.19	20.50△	131.75△	18.25△	18.50▽	111.00△	7.79△	13.67△	9.92△

on this assumption, leading to the loss of precision when a different decimal value is used. This can impact the validity of the price ratio and have a cascading effect on other calculations dependent on this value. To mitigate this vulnerability, the implementation should properly handle price feeds with varying decimals. Instead of assuming a fixed number of decimals, the calculations should adapt to the actual number of decimals provided by the price feeds. By modifying the code that calculates the price ratio to account for varying decimals and correctly scaling the intermediate values, the vulnerability can be addressed, ensuring accurate price ratio calculations regardless of the number of decimals in the input price feeds.

Knowledge 3: Incorrect handling of token decimals when calculating the squared root price ratio in a liquidity pool, leading to inflated values for certain token pairs and affecting pricing calculations. The vulnerability occurs when calculating the squared root price of a position in a liquidity pool with tokens having different decimal values. The price ratio calculation does not correctly handle the difference in token decimal values. Specifically, the issue occurs when the token1 decimal is strictly greater than the token0 decimal. In such cases, the calculated squared root price can be significantly inflated due to the hard-coded constant (1E9 or 10**9) used for normalization, which does not take into account the difference between the token decimals. As a consequence of this miscalculation, functions that rely on the squared root price ratio, like `getAmountsForLiquidity()` and `getTokenPrice()`, can return inflated liquidity amounts and incorrect token prices. This issue can adversely affect the proper functioning of the liquidity pool and lead to imprecise calculations in token pricing and distribution. To mitigate this vulnerability, it is crucial to account for the difference in token decimals during the calculation of the squared root price ratio. Instead of using a fixed constant for normalization, the function should dynamically calculate normalization factors based on the difference between the token decimals. This ensures that the correct squared root price ratio is calculated and returned for

various token pairs, leading to more accurate token prices and liquidity calculations.

Knowledge 4: Inaccurate token amount calculation in adding liquidity. The fundamental vulnerability occurs when liquidity providers add liquidity to a pool of two tokens, and the token amounts provided have different proportions as compared to the existing liquidity pool. The contract uses the smaller of these proportions to calculate the amount of LP tokens minted. Due to this, there will be excess tokens that cannot be redeemed for the amount of LP tokens minted, effectively donating the extra tokens to the pool, which will be shared among all liquidity providers of the pool. This vulnerability is caused by the improper calculation of optimal token amounts based on user inputs, pool reserves, and the minimal LP tokens amount specified by the user, resulting in an undesired discrepancy in token proportions when providing liquidity. To mitigate this issue, it is recommended to enhance the token amount calculation mechanism while adding liquidity to a pool, similar to how it is handled in Uniswap V2 Router.