

Multi-Interval Energy-Reserve Co-Optimization with SoC-Dependent Bids from Battery Storage

Cong Chen[✉], *Student Member, IEEE*, Siying Li[✉], *Student Member, IEEE*, and Lang Tong[✉], *Fellow, IEEE*

Abstract—We consider the problem of co-optimized energy-reserve market clearing with state-of-charge (SoC) dependent bids from battery storage participants. While SoC-dependent bidding accurately captures storage’s degradation and opportunity costs, such bids result in a non-convex optimization in the market clearing process. More challenging is the regulation reserve capacity clearing, where the SoC-dependent cost is uncertain as it depends on the unknown regulation trajectories ex-post of the market clearing. Addressing the nonconvexity and uncertainty in a multi-interval co-optimized real-time energy-reserve market, we introduce a simple restriction on the SoC-dependent bids along with a robust optimization formulation, transforming the non-convex market clearing under uncertainty into a standard convex piece-wise linear program and making it possible for large-scale storage integration. Under reasonable assumptions, we show that SoC-dependent bids yield higher profit for storage participants than that from SoC-independent bids. Numerical simulations demonstrate a 28%-150% profit increase of the proposed SoC-dependent bids compared with the SoC-independent counterpart.

Index Terms—Energy-reserve co-optimization, SoC-dependent bid, multi-interval dispatch, convexification, robust optimization, wholesale market participation of BESS.

I. INTRODUCTION

Battery energy storage systems (BESS) are exceptional resources in transmission systems with substantial renewable integration. Large-scale participation of BESS can shave peak load, reduce the intermittency of renewable energy, and provide fast-ramping and high-quality regulation services. However, in a deregulated bid-based electricity market, a merchant BESS participant faces the challenge of constructing bids and offers that accurately capture its costs. Unlike traditional generation resources, the cost of a BESS participant includes battery degradation and opportunity costs, both functions of the scheduled state-of-charge (SoC) trajectory [2], [3]. In particular, the health of a BESS is closely related to the battery charge cycle [3], [4], and the battery SoC at one time directly affects its ability to capture future profitable charging/discharging events. Therefore, there is valid interest in considering SoC-dependent bidding, allowing BESS participants to express their willingness to charge/discharge as a function of battery SoC [5], [6]. To this end, this work aims to shed light on two open research questions when SoC-dependent bids are allowed in BESS participation in the energy and reserve markets: (i) Can the existing market clearing framework accommodate computationally expensive

SoC-dependent bids? (ii) Do SoC-dependent bids result in meaningful profit gain over SoC-independent bids for BESS?

In this work, we consider SoC-dependent bids from BESS participants in a co-optimized energy-reserve real-time market, where BESS participants bid energy charging/discharging services and regulation reserve capacity.¹ In particular, this paper considers a multi-interval look-ahead dispatch of BESS and other generation resources, where the BESSs are scheduled for a block of future intervals with only the immediate (binding) interval implemented. We balance the BESS model complexity and computation efficiency in the market clearing problem with the look-ahead dispatch determining energy charging/discharging dispatch quantities and reserve capacities. Through analysis and empirical studies, we are also interested in evaluating BESS’s profitability of having SoC-dependent bids.

A. Summary of contribution

The main result of this work is the convexification of the multi-interval energy-reserve market clearing involving SoC-dependent bids. To this end, our contribution is threefold.

First, we present a formulation of the co-optimized energy-reserve market with SoC-dependent bids. The novelty of the proposed market clearing optimization is a rigorous modeling of the look-ahead energy and regulation dispatch uncertainties, compared with the ad-hoc characterization of BESS costs in the existing energy-regulation co-optimization framework.

Second, we show in Theorem 1 that the nonconvex energy-reserve co-optimization can be convexified if the BESS bids satisfy the so-called Equal Decremental-Cost Ratio (EDCR) condition [8], rendering the intractable energy-reserve co-optimization a standard convex piecewise linear program commonly used in the existing market clearing program. Such convexification is crucial for the large-scale integration of BESS. The convexification is also significant from the perspective of pricing energy and reserve services, where the problem of uplift payments becomes considerably simpler [9].

Third, we establish a performance guarantee and numerical evaluation of SoC-dependent EDCR bids over the standard SoC-independent bids. In particular, we show in Theorem 2 that, given any SoC-independent bids, we propose an optimization to find *EDCR bids*² with higher storage profitability under certain assumptions. We further relax these assumptions in the simulation and empirically demonstrate that EDCR bids can

Part of the work is under review by the 2024 IEEE Power & Energy Society General Meeting (PESGM) [1].

Cong Chen, Siying Li, and Lang Tong ({cc2662,sl2843,lt35}@cornell.edu) are with the Cornell University, Ithaca, NY 14853, USA. This work is supported in part by the National Science Foundation under Award 2218110 and 1932501, and in part by Power Systems and Engineering Research Center (PSERC) Research Project M-46.

¹For simplicity of presentation, we only consider regulation reserve and energy services. Extending to other types of reserve markets, such as those in [7], can be easily accommodated.

²From Definition 2, EDCR bid is the bid satisfying the EDCR condition.

increase storage profits by 28%-150% over SoC-independent bids in an energy-reserve co-optimized market.

B. Related work

The storage, especially lithium battery, is known to have SoC-dependent marginal cost, including the storage lifetime degradation cost [3], [4] and opportunity cost [2], [10]. To include these costs in the market clearing problem, some of the literature adopted SoC-dependent weights with a mixed integer program (MIP), making the storage operation cost SoC-dependent [11], [12]. [13] propose a battery bidding format that leads to a convex energy market clearing, but the bid-in price only depends on storage cycle depths, limiting the storage's ability to reveal its willingness to buy and sell energy at certain prices.

Most recently, the California Independent System Operator (CAISO) has initiated discussions about allowing SoC-dependent bids for storage, which considers incremental bids related to the SoC [5]. The proposed SoC-dependent bid in [5], however, results in a computationally expensive non-convex market clearing problem that relies on a MIP [6]. The nonconvexity of the market clearing problem brought by the SoC-dependent bid also presents pricing challenges, resulting in out-of-merit dispatch and the need for out-of-the-market settlements in multi-interval dispatch.

The EDCR condition presented in this paper was first discovered in a short communication [8] under a more restricted setting that involves only multi-interval energy market clearing, which is further developed in [9]. We formalize and extend the results of [8], [9] to the convexification of the energy-reserve co-optimized real-time market, providing a theoretical quantification of profitability of EDCR bids and a method of obtaining an EDCR bid from an SoC-independent bid with improved profits.

C. Paper organization and notations

The paper is organized as follows. In Sec. II, we first introduce the storage participation model in the co-optimized energy-reserve market. Then, we establish a robust optimization, clearing SoC-dependent bids in the energy-reserve market, which is intractable because of the nonconvexity when computing the SoC-dependent cost of storage. In Sec. III, we present the convexification condition, the EDCR condition, for this nontrivial robust optimization. In Sec. IV, we proposed a method to produce EDCR bids with profitability compared with the SoC-independent bid. Related toy examples and simulations are in Sec. V and Sec. VI.

For the notations, we use x for scalar, $\mathbf{x} := (x_i)$ for the vector of components x_i , $\mathbf{1}$ for the vector of 1's, and define $[x] := \{1, \dots, x\}$. The indicator function $\mathbb{1}$ means that $\mathbb{1}_{\mathcal{X}} = 1$ if \mathcal{X} is true, and $\mathbb{1}_{\mathcal{X}} = 0$ otherwise. The notation $\mathbf{x} \neq \mathbf{y}$ means $\exists i, s.t. x_i \neq y_i$. All symbolic superscripts in this paper are used to distinguish notations rather than represent the power of a number. Major symbols are listed in Table I.

II. CO-OPTIMIZED ENERGY-RESERVE MARKET CLEARING WITH SOC-DEPENDENT BIDS

This section introduces a formulation of a multi-interval energy-reserve co-optimized market with SoC-dependent bids

TABLE I
MAJOR SYMBOLS

$T \in \mathbb{R}_+$	total number of τ -minute (eg. $\tau = 15$) intervals
$\mathbf{p}_i^c, \mathbf{p}_i^d \in \mathbb{R}^T$	charging and discharging power of unit i
$K \in \mathbb{R}_+$	total number of segments for SoC-dependent bid
$\mathbf{c}_i^c, \mathbf{c}_i^d \in \mathbb{R}^K$	bid-in price for charge/discharge power
$\mathbf{r}_i^u, \mathbf{r}_i^d \in \mathbb{R}^T$	regulation up and down capacity of unit i
$\mathbf{q}_i^c, \mathbf{q}_i^d \in \mathbb{R}^T$	net input and net output of unit i
$t \in [T]$	index of the τ -minute time interval
$J \in \mathbb{R}_+$	total number of δ -s (eg. $\delta = 4$) in interval t
$\mathbf{m}_t^u, \mathbf{m}_t^d \in \mathbb{R}^J$	regulation up and down mileage in interval t

from BESS participants, generalized from the standard real-time energy-reserve co-optimization [7], [14]. A novel contribution here is a robust optimization in evaluating SoC-dependent costs associated with yet-realized regulation dispatch of storage.

A. Storage operation model in energy-reserve co-optimization

We consider a BESS participating in the energy-reserve co-optimization, where the energy dispatch and regulation reserve capacities are determined. The BESS regulation-reserve capacities are cleared in real-time with granularity τ (eg. $\tau = 15$ minutes in [15]) and the time index is t . For simplicity, we consider energy and reserve with the same time granularity τ here, and the model can be easily extended to different time granularities. In the scheduling interval t , we denote e_t for the storage SoC, p_t^c for the charging power, p_t^d for the discharging power, r_t^d for the regulation down capacity, and r_t^u for the regulation up capacity. The storage SoC evolves by

$$e_{t+1} = e_t + \eta(p_t^c + \gamma_t^d r_t^d)\tau - (p_t^d + \gamma_t^u r_t^u)\tau, \quad (1a)$$

$$p_t^c p_t^d = 0, \quad (1b)$$

where $\eta \in (0, 1]$ is the round trip efficiency of the storage. γ_t^d and γ_t^u are the expected values of the multipliers indicating the fraction of actually utilized regulation down and up capacities³. As is constrained by (1b), in the energy market, storage is not scheduled to charge and discharge simultaneously. However, in the regulation market, storage can provide both regulation up and regulation down capacities [16]. To guarantee that the storage operations are bounded by its SoC capacity limits when bi-direction regulation capacities are cleared, we have

$$e_t + \eta(p_t^c + \gamma_t^d r_t^d)\tau \leq \bar{E}, \quad \underline{E} \leq e_t - (p_t^d + \gamma_t^u r_t^u)\tau, \quad (2)$$

where \bar{E} and \underline{E} represent the maximum and minimum SoC limits of the BESS, respectively.

B. SoC-dependent bids

A standard piecewise-linear SoC-dependent bid model [5] is illustrated in Fig. 1 (left). Without loss of generality, we partition the SoC axis into K consecutive segments, i.e.,

$$\underline{E} \leq E_k \leq E_{k+1} \leq \bar{E}, \forall k \in [K]. \quad (3)$$

Within each segment $\mathcal{E}_k := [E_k, E_{k+1}]$, a pair of bid-in *marginal cost/benefit* parameters (c_k^c, c_k^d) is defined. Denote $\mathbf{E} := (E_k)$, $\mathbf{c}^c := (c_k^c)$, and $\mathbf{c}^d := (c_k^d)$. The marginal discharging (bid-in) costs (to the grid) $\tilde{b}^d(e_t; \mathbf{c}^d, \mathbf{E})$ and marginal

³More explanations about γ_t^d and γ_t^u are shown in equation (2) of [14].

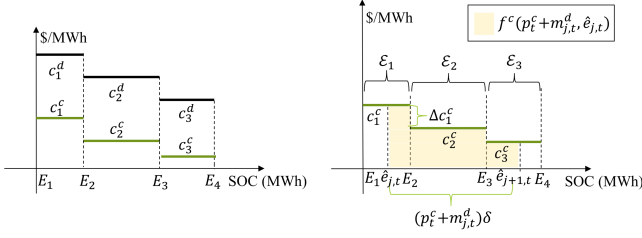


Fig. 1. Left: The SoC-dependent bid and offer format when $K = 3$. Right: Cost of charging the storage by $(p_t^c + m_{j,t}^d)\delta$ from $\hat{e}_{j,t}$ to $\hat{e}_{j+1,t}$.

charging (bid-in) benefits (from the grid) $\tilde{b}^c(e_t; \mathbf{c}^c, \mathbf{E})$ are functions of battery SoC e_t . In particular, using the indicator function⁴ $\mathbb{1}$,

$$\begin{cases} \tilde{b}^c(e_t; \mathbf{c}^c, \mathbf{E}) := \sum_{k=1}^K c_k^c \mathbb{1}_{\{e_t \in \mathcal{E}_k\}}, \\ \tilde{b}^d(e_t; \mathbf{c}^d, \mathbf{E}) := \sum_{k=1}^K c_k^d \mathbb{1}_{\{e_t \in \mathcal{E}_k\}}. \end{cases} \quad (4)$$

For the longevity of the BESS and the ability to capture profit opportunities, it is more costly to discharge when the SoC is low, and the benefit of charging is small when the SoC is high. Therefore, typical bid-in discharge costs (c_k^d) and charging benefits (c_k^c) are monotonically decreasing. Furthermore, the storage participant is willing to discharge only if the selling price is higher than the buying price. Hence, the storage participant's willingness to sell by discharge must be higher than its willingness to purchase (adjusted to the round trip efficiency), i.e., $c_k^d > c_1^c/\eta$. Together, SoC-dependent bids and offers satisfy the following.

Definition 1 (Monotonic SoC-Dependent Bids). *An SoC-dependent bids parameterized by $\{\mathbf{c}^c, \mathbf{c}^d, \eta\}$ is monotonic if*

$$c_k^c \geq c_{k+1}^c, \quad c_k^d \geq c_{k+1}^d, \quad \text{and} \quad c_1^c/\eta < c_K^d, \quad \forall k \in [K-1]. \quad (5)$$

Storage marginal costs, including battery degradation and opportunity costs, are generally nonlinear and computationally expensive if directly submitted to the electricity market. That way, the electricity market provides specific bidding formats, such as the SoC-independent⁵ or SoC-dependent bid, to reduce computation burdens and allow storage to reveal its *bid-in cost*. The method to compute storage bid-in costs from SoC-dependent bids is introduced in the following section.

C. Bid-in cost of co-optimized storage operation

Storage reserves regulation capacities for real-time frequency regulation services and the actual storage operation is correlated with the regulation mileage, which follows the Automatic Generation Control (AGC) signal delivered with time granularity δ (eg. $\delta = 4$ -s [17]). During the t -th time interval, we denote $m_{j,t}^u, m_{j,t}^d$ as the regulation-up and regulation-down mileage, respectively. We have

$$\sum_{j=1}^J (m_{j,t}^u \delta) = \gamma_t^u r_t^u \tau, \quad \sum_{j=1}^J (m_{j,t}^d \delta) = \gamma_t^d r_t^d \tau, \quad (6)$$

⁴ $\mathbb{1}_{\{s \in \mathcal{E}_i\}}$ equals to 1 when $s \in \mathcal{E}_i$.

⁵ For SoC-independent bid, we set $c_k^c = \bar{c}^c, c_k^d = \bar{c}^d, \forall k \in [K]$.

where J denotes the number of δ -s time intervals within interval t . Denote $\hat{e}_{j,t}$ as SoC at the beginning of the j -th interval during time t , which evolves by

$$\hat{e}_{j+1,t} = \hat{e}_{j,t} + \eta(p_t^c + m_{j,t}^d)\delta - (p_t^d + m_{j,t}^u)\delta, \quad (7a)$$

$$m_{j,t}^u m_{j,t}^d = 0, \quad e_t = \hat{e}_{1,t}, \quad e_{t+1} = \hat{e}_{J+1,t}. \quad (7b)$$

As is constrained by (7b), AGC won't require storage to regulate up and down simultaneously [18], and the beginning and end state SoC with granularity δ equal to the SoC correspondents at t and $t+1$.

The SoC-dependent bid-in cost for storage during interval t is given by

$$f(\mathbf{m}_t^u, \mathbf{m}_t^d, e_t) := \sum_{j=1}^J f^d(p_t^d + m_{j,t}^u, \hat{e}_{j,t}) - f^c(p_t^c + m_{j,t}^d, \hat{e}_{j,t}), \quad (8)$$

which is storage discharging cost minus the charging benefits.

Denote $\Delta c_k^d := c_k^d - c_{k+1}^d$, $\Delta c_k^c := c_k^c - c_{k+1}^c$, and m, n as indexes for SoC segments with $\hat{e}_{j,t} \in \mathcal{E}_m$ and $\hat{e}_{j+1,t} \in \mathcal{E}_n$. The SoC-dependent discharging and charging costs are

$$\begin{aligned} f^d(x, y) &:= \mathbb{1}_{\{n \leq m\}} c_n^d \delta x + \mathbb{1}_{\{n < m\}} \sum_{k=n+1}^m \Delta c_{k-1}^d (E_k - y), \\ f^c(z, y) &:= \mathbb{1}_{\{n \geq m\}} c_n^c \delta z + \mathbb{1}_{\{n > m\}} \sum_{k=m}^{n-1} \frac{\Delta c_k^c}{\eta} (E_{k+1} - y), \end{aligned}$$

where x, y , and z are used as symbols rather than variables with specific physical meanings. In Fig. 1 (right), we provide an example of storage charging cost with SoC dependency. The SoC-dependent cost in (8) relies on the regulation mileage signals $\mathbf{m}_t^u, \mathbf{m}_t^d$ for accurate computation. This means, in the SoC-dependent electricity market, the bid-in cost depends on the SoC trajectory following AGC, i.e., $\hat{e}_t := (\hat{e}_{1,t}, \dots, \hat{e}_{j,t}, \dots, \hat{e}_{J+1,t})$. In Appendix VIII-A, we provide a toy example showing storage with the same regulation and energy capacities cleared has different SoC-dependent costs when the SoC trajectories \hat{e}_t are different.

However, regulation signals are unknown when clearing regulation capacities in the real-time market. Therefore, we provide a robust optimization to clear the SoC-dependent energy-reserve market. Such a robust optimization finds the most costly SoC trajectory when clearing SoC-dependent bids for energy and regulation capacities.

We obtain the worst-case SoC-dependent storage bid-in cost and the worst-case SoC trajectory \hat{e}_t within time t via

$$f^*(p_t^c, p_t^d, r_t^u, r_t^d, e_t) := \underset{\hat{e} \in [\underline{E}, \bar{E}]^J}{\text{maximize}} \quad f(\mathbf{m}_t^u, \mathbf{m}_t^d, e_t), \quad (9a)$$

$$\text{subject to} \quad (6), (7), \forall j \in [J]. \quad (9b)$$

Here, the cleared quantities of energy dispatch (eg. p_t^c, p_t^d) and regulation-reserve capacities (eg. r_t^u, r_t^d) are given, and the objective takes the storage bid-in cost formula in (8).

Considering T -interval look ahead dispatch when clearing the joint energy-reserve market with time granularity τ , the SoC-dependent bid-in storage cost for the T -interval is

$$F^*(\mathbf{p}^c, \mathbf{p}^d, \mathbf{r}^u, \mathbf{r}^d; s) := \sum_{t=1}^T f^*(p_t^c, p_t^d, r_t^u, r_t^d, e_t), \quad (10)$$

where s is the initial SoC of storage, i.e., $e_1 = s$.

D. Energy-reserve co-optimization as a robust optimization

Considering the worst-case SoC-dependent cost (10) for storage, we propose the robust optimization (11) to minimize the system operation cost for providing certain energy dispatch and regulation capacities. We introduce the storage index i to include multiple BESSs in the market clearing problem. For simplicity, we establish the dispatch model over a M -bus power network with one generator and one storage at each bus, which is extendable to general cases.

For interval t , let d_{it} represent the inelastic demand at bus i , and $\mathbf{d}[t] := (d_{1t}, \dots, d_{Mt})$ denote the demand vector for all buses. Similarly, $\mathbf{g}^e[t]$ is the generator dispatch in the energy market, and $\mathbf{p}^c[t]$ and $\mathbf{p}^d[t]$ are the vectors of charging and discharging power of BESS at different buses. ξ_t^u and ξ_t^d are zonal regulation requirements at time t . Define $\Omega := \{\mathbf{g}_i^e, \mathbf{g}_i^u, \mathbf{g}_i^d, \mathbf{p}_i^c, \mathbf{p}_i^d, \mathbf{r}_i^u, \mathbf{r}_i^d \in \mathbf{R}_+^T\}$ for the domain. Given the initial SoC $e_{i1} = s_i$ and the load forecast ($\mathbf{d}[t]$) over the T -interval scheduling horizon, the economic dispatch that minimizes the system operation costs is as follows.

$$\begin{aligned} \text{minimize}_{\Omega} \quad & \sum_{i=1}^M (h_i(\mathbf{g}_i^e, \mathbf{g}_i^u, \mathbf{g}_i^d) + F_i^*(\mathbf{p}_i^c, \mathbf{p}_i^d, \mathbf{r}_i^u, \mathbf{r}_i^d; s_i)) \\ \text{subject to} \quad & \forall t \in [T], \forall i \in [M], \end{aligned} \quad (11a)$$

$$\mathbf{S}(\mathbf{g}^e[t] + \mathbf{p}^d[t] - \mathbf{p}^c[t] - \mathbf{d}[t]) \leq \mathbf{l}, \quad (11b)$$

$$\mathbf{1}^\top (\mathbf{g}^e[t] + \mathbf{p}^d[t] - \mathbf{p}^c[t] - \mathbf{d}[t]) = 0, \quad (11c)$$

$$\sum_i^M (g_{it}^u + r_{it}^u) \geq \xi_t^u, \quad (11d)$$

$$\sum_i^M (g_{it}^d + r_{it}^d) \geq \xi_t^d, \quad (11e)$$

$$g_{it}^e + g_{it}^u \leq \bar{g}_i, \quad g_i \leq g_{it}^e - g_{it}^d, \quad (11f)$$

$$e_{i1} = s_i, \quad (1), \quad (2), \quad (11g)$$

$$0 \leq r_{it}^d \leq \bar{r}_i^d, \quad 0 \leq r_{it}^u \leq \bar{r}_i^u, \quad (11h)$$

$$0 \leq p_{it}^d \leq \bar{p}_i^d, \quad 0 \leq p_{it}^c \leq \bar{p}_i^c, \quad (11i)$$

where $h_i(\mathbf{g}_i^e, \mathbf{g}_i^u, \mathbf{g}_i^d)$ in (11a) is the convex piecewise linear bid-in cost from the i -th generator, \mathbf{g}_i^e , \mathbf{g}_i^u , and \mathbf{g}_i^d represent the power in the energy market, the regulation up capacity, and the regulation down capacity. The DC power flow model is considered in (11b)-(11c) with the shift-factor matrix $\mathbf{S} \in \mathbb{R}^{2B \times M}$ for a network with M buses and B branches (branch flow limit $\mathbf{l} \in \mathbb{R}^{2B}$). Other system operation constraints include regulation capacity requirements (11d)-(11e), generator capacity limits (11f), and storage constraints, comprising SoC state-transition constraints, SoC limits, and storage capacity limits (11g)-(11i).

Such a robust optimization is intractable for two reasons. First, the SoC-dependent storage cost F^* in the objective function relies on (9), which has a nonconvex objective function and bilinear constraints. Second, the equality constraint (1b), prohibiting simultaneous charging and discharging energy dispatch, is bilinear.

To facilitate an efficient energy-reserve co-optimization that can be computed with the time granularity τ , we propose a convexification condition in the following section to solve this intractable robust optimization.

III. CONVEXIFICATION OF SoC-DEPENDENT ENERGY-RESERVE MARKET CLEARING

This section addresses the issue of nonconvexity of the energy-reserve co-optimization involving SoC-dependent bids.

A. EDCR bids and convexification

We introduce the Equal Decremental-Cost Ratio (EDCR) condition on the SoC-dependent bidding format with which the energy-reserve co-optimization (11) becomes convex.⁶

Definition 2 (EDCR Condition). A K -segment monotonic SoC-dependent bid with parameters c^e, c^d , and η satisfies the EDCR condition if

$$\frac{c_{k+1}^e - c_k^e}{c_{k+1}^d - c_k^d} = \eta, \forall k \in [K-1]. \quad (12)$$

EDCR bid adds extra conditions for the monotonic SoC-dependent bids in Definition 1. Herein, SoC-dependent bids satisfying the EDCR condition are referred to as *EDCR bids*. Note that the SoC-dependent bid, derived from the value function of the stochastic storage optimization based on price forecasts, is an EDCR bid [6], [10].⁷ We show later that an EDCR bid can be generated from any SoC-independent bid with no less operation profits under certain conditions.

We now convexify the objective function and relax the bilinear equality constraints of the energy-reserve market clearing problem (11). Theorem 1 below convexifies the worst-case storage cost (10).

Theorem 1 (Convexification of Energy-Reserve Co-Optimization). The energy-reserve co-optimization (11) becomes a linear program, if all SoC-dependent bids are EDCR bids and (1b) can be relaxed.

In particular, the single-stage bid-in cost f^* of the energy-reserve co-optimization of (9) is given by

$$\tilde{f}(q_t^c, q_t^d, e_t) := \max_{j \in [K]} \{\alpha_j(e_t) + c_j^d q_t^d - c_j^c q_t^c\}, \quad (13a)$$

$$q_t^c := (p_t^c + \gamma_t^d r_t^d)\tau, \quad q_t^d := (p_t^d + \gamma_t^u r_t^u)\tau. \quad (13b)$$

The multi-stage storage operation cost F^* in (10) has the following explicit convex piecewise linear form

$$\tilde{F}(\mathbf{q}^c, \mathbf{q}^d; s) := \max_{j \in [K]} \{\alpha_j(s) + \sum_{t=1}^T (c_j^d q_t^d - c_j^c q_t^c)\} \quad (14)$$

with $\alpha_j(s) := -\sum_{k=1}^{j-1} \frac{\Delta c_k^c (E_{k+1} - E_1)}{\eta} - \frac{c_j^c (s - E_1)}{\eta} + h(s)$ and $h(s) := \sum_{i=1}^K \mathbb{1}_{\{s \in \mathcal{E}_i\}} \left(\frac{c_i^c (s - E_1)}{\eta} + \sum_{k=1}^{i-1} \frac{\Delta c_k^c (E_{k+1} - E_1)}{\eta} \right)$.

The proof is given in Appendix VIII-B.

As is stated in Theorem 1, if all storage submit EDCR bids, we can transform the nontrivial robust optimization (11) into a linear program. In the following, we give its

⁶Storage index i is omitted in Definition 2 and Theorem 1 for simplicity.

⁷Adopting SoC-independent marginal discharge cost and efficiency parameters as used in [10], the SoC-dependent bid derived in equation (4) of [6] satisfies the EDCR condition (12) in this paper.

convex piecewise linear program equivalent formulation with the convexified storage cost (14) to clear the SoC-dependent energy-reserve market. The linear program reformulation is provided in Appendix VIII-C.

$$\text{minimize}_{\Omega} \quad \sum_{i=1}^M (h_i(g_i^e, g_i^u, g_i^d) + \tilde{F}_i(q_i^c, q_i^d; s_i)) \quad (15a)$$

$$\text{subject to} \quad \forall t \in [T], \forall i \in [M],$$

$$\boldsymbol{\mu}[t] : \quad \mathbf{S}(g^e[t] + \mathbf{p}^d[t] - \mathbf{p}^c[t] - \mathbf{d}[t]) \leq \mathbf{l}, \quad (15b)$$

$$\lambda_t : \quad \mathbf{1}^\top (g^e[t] + \mathbf{p}^d[t] - \mathbf{p}^c[t] - \mathbf{d}[t]) = 0, \quad (15c)$$

$$\beta_t^u : \quad \sum_i^M (g_{it}^u + r_{it}^u) \geq \xi_t^u, \quad (15d)$$

$$\beta_t^d : \quad \sum_i^M (g_{it}^d + r_{it}^d) \geq \xi_t^d, \quad (15e)$$

$$(1a), (2), (11f), (11h), (11i), (13b), e_{i1} = s_i.$$

The following proposition supports the exact relaxation of bilinear constraint (1b).

Proposition 1. *If all SoC-dependent bids are EDCR bids and LMPs from the energy-regulation co-optimization (15) are non-negative, the relaxation of the bilinear constraints $p_{it}^c p_{it}^d = 0, \forall t \in [T], \forall i \in [M]$ in (15) is exact.*

See the proof in Appendix VIII-D. The non-negative assumption on LMP has been considered in [19], [20] for the exact relaxation of bilinear constraint for differentiable objective functions. Here we generalize it to a convex piecewise linear objective function via the subgradient measure [21, p. 281]. Additionally, we derive the following case when storage provides unidirectional regulation capacities.

B. Pricing and profit in SoC-dependent market

A significant benefit of convexification of the energy-reserve market is that it lends itself naturally to the locational marginal price (LMP) based pricing mechanism for energy and regulation capacity. Denote dual variables, $\boldsymbol{\mu}[t]$, λ_t , β_t^u , and β_t^d in (15), and indicate the optimal primal and dual solutions with superscript *. The energy market clearing price is the LMP at bus i and interval t , given by

$$\pi_{it} := \lambda_t^* - \mathbf{S}(:, i)^\top \boldsymbol{\mu}^*[t], \quad (16)$$

where $\mathbf{S}(:, i)$ is the i -th column of the shift factor matrix. The market clearing prices for the regulation up and regulation down capacities are given by β_t^{u*} and β_t^{d*} , respectively.

Based on the pricing of energy and regulation markets, storage receives the market payment given by

$$\mathcal{P} = \sum_{t=1}^T (\pi_t(p_t^{d*} - p_t^{c*}) + \beta_t^{u*} r_t^{u*} + \beta_t^{d*} r_t^{d*}). \quad (17)$$

Based on SoC-dependent bid notations in Sec. II-B, we parameterize the EDCR bid with $\boldsymbol{\theta} := (-\mathbf{c}^c, \mathbf{c}^d, \mathbf{E})$, and these parameters follow the EDCR condition in Definition 2. After storage submits EDCR bid $\boldsymbol{\theta}$ to the electricity market, the convex electricity market clearing problem (15) produces the optimal energy-reserve dispatch $\phi(\boldsymbol{\theta}) := (\mathbf{p}^{c*}, \mathbf{p}^{d*}, \mathbf{r}^{u*}, \mathbf{r}^{d*})$, which is a function of storage bidding parameters $\boldsymbol{\theta}$. Similarly,

the market payment to storage in (17) is a function of storage bidding parameters, i.e., $\mathcal{P}(\phi(\boldsymbol{\theta}))$.

The bid-in cost of storage is denoted by $\tilde{F}(\phi(\boldsymbol{\theta}); \boldsymbol{\theta}, s)$ with formulation provided in (14). Market payment minus bid-in cost gives the *bid-in profit* of storage, defined by

$$\tilde{\Pi}(\boldsymbol{\theta}) = \mathcal{P}(\phi(\boldsymbol{\theta})) - \tilde{F}(\phi(\boldsymbol{\theta}); \boldsymbol{\theta}, s). \quad (18)$$

Storage's bid-in cost \tilde{F} from (14) may have differences from its true cost denoted by F . Market payment minus the true cost of storage gives the *true profit* of storage, defined by

$$\Pi(\boldsymbol{\theta}) = \mathcal{P}(\phi(\boldsymbol{\theta})) - F(\phi(\boldsymbol{\theta}); s). \quad (19)$$

In the next section, we analyze storage bid-in profit and true profit under SoC-dependent bids and SoC-independent bids.

IV. PROFITABILITY OF EDCR BID

Does the EDCR bid increase the profitability of BESS compared to the SoC-independent bid? The answer is influenced by many elements, including the methods to generate storage bids, the market power of storage, and the reactions of other electricity market participants. Here, we propose a method for BESS to generate EDCR bids and establish that, in a competitive electricity market, such EDCR bids can achieve higher profit than SoC-independent bids. Since we only consider one storage in this section, the storage index i is dropped for simplicity.

A. EDCR Bid Generation Approach

Now that, $\boldsymbol{\theta} := (-\mathbf{c}^c, \mathbf{c}^d, \mathbf{E})$ is the notation for the EDCR bid, a given SoC-independent bid is parameterized by $\bar{\boldsymbol{\theta}} := (-1\bar{c}^c, 1\bar{c}^d, \mathbf{E})$, representing the invariant bid-in price for charging and discharging power. The following optimization generates an optimal EDCR bid $\boldsymbol{\theta}^*$ with higher storage profitability under certain conditions.

$$\boldsymbol{\theta}^*(\bar{\boldsymbol{\theta}}) := \arg \min_{\boldsymbol{\theta}} \quad \varphi(\boldsymbol{\theta}) \quad (20a)$$

$$\text{subject to} \quad (3), (5), (12), \quad \boldsymbol{\theta} \leq \bar{\boldsymbol{\theta}}, \quad (20b)$$

$$\tilde{f}(\boldsymbol{\theta}; \tilde{s}) \geq \psi(\tilde{s}), \forall \tilde{s} \in \mathcal{S}. \quad (20c)$$

We define $\varphi(\boldsymbol{\theta}) := \|\tilde{b}^c(\cdot|\boldsymbol{\theta}) - b^c(\cdot)\|_2^2 + \|\tilde{b}^d(\cdot|\boldsymbol{\theta}) - b^d(\cdot)\|_2^2$ in the objective. Storage SoC-dependent bids, $\tilde{b}^c(e_t)$ and $\tilde{b}^d(e_t)$, are defined in (4). Storage marginal cost and benefit are denoted by $b^d(e_t)$ and $b^c(e_t)$ respectively, which can be computed from storage lab test data. This objective measures the approximation error between the original storage marginal cost and the EDCR bid. With N samples $(S_n, B_n^c, B_n^d)_{n=1}^N$ from the storage marginal cost $b^d(e_t)$ and $b^c(e_t)$, we can compute $\frac{1}{N} \sum_{n=1}^N ((\tilde{b}^c(S_n|\boldsymbol{\theta}) - B_n^c)^2 + (\tilde{b}^d(S_n|\boldsymbol{\theta}) - B_n^d)^2)$ for the objective function.

Optimization (20) encodes the EDCR condition into its linear constraints (3), (5),⁸ and (12). Constraints (20b)-(20c) contain the core information for an EDCR to achieve higher profitability than a given SoC-independent bid. With (20b),

⁸The strict inequality constraint is imposed by adding a small positive constant and reconstructing it into an inequality constraint.

we establish that the EDCR bid is bounded by the SoC-independent bid, *i.e.*,

$$\bar{c}^c \leq c_k^c \leq c_k^d \leq \bar{c}^d, \forall k \in [K], \quad (21)$$

With (20c), the single-stage bid-in cost of storage is guaranteed to be no less than the true storage cost. Here, the initial SoC s and the true SoC-dependent single stage cost ψ are given. The analytical form of storage bid-in single stage cost $f(\theta; \tilde{s})$ is given by (13a), but here storage bid-in parameters θ are decision variables and storage actions \tilde{s} are given parameters.⁹ We denote $\Phi := \{E_1, E_2, \dots, E_K\}$ as the set for all SoC breakpoints with $E_1 = \underline{E}, E_K = \bar{E}$. Here, we only consider limited storage single-stage charge and discharge actions. Storage single stage actions \tilde{q}^c, \tilde{q}^d and SoC \tilde{e} are collected in $\mathcal{S} := \{\tilde{s} := (\tilde{q}^c, \tilde{q}^d, \tilde{e}) | \tilde{e} \in \{s, \underline{E}, \bar{E}\}, \tilde{e} + \tilde{q}^c \eta - \tilde{q}^d \in \Phi\} \subseteq \mathbb{R}_+^3$. Related assumptions and analyses about the profitability of EDCR bids generated from (20) are explained in the following.

Note that optimization (20) is nonconvex. By fixing \mathbf{E} while solving for (c^c, c^d) , or fixing (c^c, c^d) while solving for \mathbf{E} , we can iteratively approach the (local) optimal solution by solving a convex problem in each iteration.

B. Profitability of EDCR bid

We here assume storage is a price-taker and has a small size. This means storage won't influence the market clearing prices by changing its bids, and the storage can only store limited energy. Such assumptions are typical in a competitive electricity market and can reduce the complexity when analyzing the profitability of EDCR bids. Note that such assumptions provide a sufficient but not necessary condition for storage to achieve a higher profit with the EDCR bid compared to the SoC-independent bid. In Sec. VI, we show a more general empirical analysis without these restrictive assumptions.

We've denoted $\phi(\theta) := (p^{c*}, p^{d*}, r^{u*}, r^{d*})$ to include all storage optimal dispatch actions in the energy-reserve market. The following theorem analyzes the bid-in profit and true profit of storage under the EDCR bid and SoC-independent bid.

Theorem 2 (Profitability of the EDCR Bid). *Let $\bar{\theta}$ be the SoC-independent bid and θ^* be the EDCR bid from (20). For a small-size price-taking storage, if $\phi(\theta^*) \neq \phi(\bar{\theta})$ and there's no dual degeneracy, then $\tilde{\Pi}(\theta^*) > \tilde{\Pi}(\bar{\theta})$ and $\Pi(\theta^*) > \Pi(\bar{\theta})$.*

Rigorous assumption statements for *small-size* and *price-taking* storage are shown in Appendix VIII-F together with the proof of Theorem 2. When $\phi(\theta^*) \neq \phi(\bar{\theta})$, we have at least one time instance such that storage actions under the EDCR bid are not the same as those under the SoC-independent bid. This essentially means that storage under the EDCR bid is scheduled more frequently than the SoC-independent bid, if storage is small-size, price-taking, and satisfies (20b). Thus, storage receives a higher market payment from the electricity market, resulting in a higher *bid-in profit*, *i.e.*, $\tilde{\Pi}(\theta^*) > \tilde{\Pi}(\bar{\theta})$ in a convex market clearing problem.

To achieve improvement for the *true profit* of storage, *i.e.*, $\Pi(\theta^*) > \Pi(\bar{\theta})$, (20c) is the key. For small-size storage, \mathcal{S} is a finite set including all potential storage single-stage actions. (20c) guarantees that the single-stage bid-in cost of storage is

always no less than the true storage cost. That way, the storage true profit is always no less than the bid-in profit.

Note that the feasibility of (20) is enough to guarantee the profitability of EDCR bid in Theorem 2. But the optimality of (20) has the potential to further increase storage profit, which is empirically shown in the following sections and through extra simulations in Appendix VIII-H.

V. ILLUSTRATIVE EXAMPLE

Consider a toy example with two generators, one inelastic demand, and an ideal storage¹⁰ in the energy market with $T = 3$. The bid-in marginal costs for the two generators are \$1.5/MWh and \$5.2/MWh, with capacities of 100MW and 1000MW, respectively. The storage SoC initializes at $s = 8$ MWh, and the storage bids, which include the SoC-dependent marginal cost, EDCR bid, Opt.EDCR bid, and SoC independent bid, are shown in the top left of Fig 2. Here, SoC-dependent marginal costs $b^d(e_t)$ and $b^c(e_t)$ are given by the solid lines. We searched for a feasibility solution of (20) when computing the EDCR bid. Meanwhile, the Opt.EDCR bid and SoC-independent bid came from the optimal solution of (20), minimizing the functional distance to the SoC-dependent marginal cost.

For the SoC-independent bid, we have $K = 1$, $\bar{c}^d = 5$ \$/MWh, and $\bar{c}^c = 1$ \$/MWh. For the EDCR bid, we have $K = 2$, $c^d = (5, 4)$ \$/MWh, $c^c = (2, 1)$ \$/MWh, $\mathbf{E} = (0, 0.25, 1) \cdot \bar{E}$, and $\bar{E} = 10.5$ MWh. The Opt. EDCR bid has $\mathbf{E} = (0, 0.5, 1) \cdot \bar{E}$. From the top right of Fig 2, it can

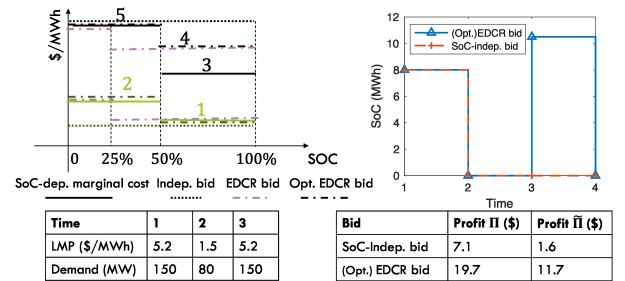


Fig. 2. Storage bids and simulation results of the toy example, including market clearing prices, bid-in profit of storage, and true profit of storage.

be observed that storage takes the same actions under SoC independent bid and EDCR bid at $t = 1$. Meanwhile, storage with the EDCR bid has extra actions when $t = 2, 3$, making it more profitable than the SoC independent bid. The bottom of Fig 2 shows LMP, bid-in profit of storage $\tilde{\Pi}$, and true profit of storage Π . Compared with the SoC-independent bid, storage receives a higher bid-in profit and true profit with the EDCR bid.¹¹ This validates Theorem 2.

VI. SIMULATION

We simulated energy-reserve co-optimization with one-shot dispatch for the day-ahead market-clearing process and the

¹⁰The round trip efficiency for ideal storage equals 1.

¹¹The EDCR bid and Opt. EDCR bid receive the same simulation results in this section.

⁹In simulations, we relax (20c) and verify it for the optimal solution.

rolling-window dispatch for the real-time market-clearing process. More simulations for the pure energy market or reserve market can be found in Appendix VIII-H and [1], respectively.

A. Parameter setting

We considered 20 generators with energy bids ranging from \$0/MWh to \$246/MWh, regulation up bids from \$0/MWh to \$123/MWh, and regulation down bids from \$0/MWh to \$67/MWh. Generator capacity limits ranged from 150 MW to 1000 MW for energy dispatch, and from 10 MW to 200 MW for regulation capacity. Among the generators, there was one random solar generator with capacity limits of 500 MW for energy dispatch and 10 MW for regulation capacity. We included one ideal energy storage with a capacity of 10.5 MWh. We set energy demand and regulation requirements based on data from ISO New England [22] and PJM [23]. We drew random scenarios from energy demands and solar output and computed the average metrics in the following simulation. Details about units' bidding parameters and the procedure to generate random scenarios are provided in Appendix VIII-G.

We compared the cases when storage submitted different bidding parameters into the energy-reserve market. The parameters for storage, including SoC-dependent marginal cost, EDCR bid, Opt. EDCR bid, and SoC independent bid, are shown in the top left of Fig. 2. Details about the method to generate these bids are explained in Sec. V. Here, we multiplied storage bidding parameters with a varying bid scale factor¹² to simulate different cases.

B. Day-ahead electricity market

We considered one-shot dispatch for the day-ahead electricity market with $T = 7$. The initial SoC of the storage was 2.5 MWh. The regulation requirements were set one-sided at each time interval to avoid simultaneous clearing regulation up and down capacities. That way, the mixed integer program (MIP) proposed in [1] can accurately calculate the storage SoC-dependent cost. We used this MIP to conduct the market clearing for the SoC-dependent marginal cost (solid line in the top left of Fig. 2) and calculated the true profit Π for storage after obtaining the dispatch results under different storage bidding parameters. In Appendix VIII-E, we explain the condition for clearing unidirectional regulation capacities. As for the EDCR bid and SoC-independent bid, we cleared with convex market clearing problems (15).

We simulated 500 random scenarios and calculated the average system cost computed by (15a), average storage throughput,¹³ and average storage profits. These metrics versus the bid scale factor were plotted in Fig. 3 for cases with different storage bidding parameters. The main conclusions are as follows.

First, storage was used more frequently and received higher profits when submitting SoC-dependent bids rather than SoC-independent bids. As is shown by the top right of Fig. 3, storage submitting the SoC-independent bid had the least throughput, representing a less frequent storage usage. Meanwhile, both bid-in profit $\bar{\Pi}$ and true profit Π of storage were

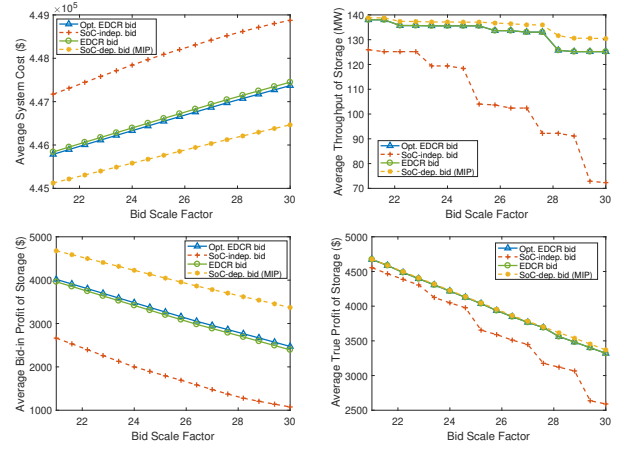


Fig. 3. One-shot dispatch results. (Top left: system operation cost; top right: storage throughput; bottom left: storage bid-in profit; bottom right: storage true profit).

higher when storage submitted the EDCR bid, which was consistent with Theorem 2. Compared to the SoC-independent bid, the EDCR bid increased the bid-in profit of storage by 50% to 130%, and the true profit of storage by up to 28.1%.

Second, the EDCR bid achieved performance accuracy compared with the original SoC-dependent marginal cost. The latter was solved with MIP and shown by the yellow curve in Fig. 3. We observed the true profit and throughput of storage under the EDCR bid were close to those under the SoC-dependent marginal cost. This means enforcing the EDCR condition didn't cause much loss of storage profitability in this simulation. Despite the significant reduction in the computational burden imposed by MIP, EDCR bids effectively approximated the true cost of storage. We also noticed that the Opt. EDCR bid (blue curve) exhibited slightly better storage profit than the general EDCR bid (green curve). There is no theoretical guarantee for metrics comparison between the Opt.EDCR bid and EDCR bid. In the additional simulations provided in Appendix VIII-H, we observed that the Opt.EDCR bid improved the true storage profit compared to the EDCR bid.

Third, system operation costs were reduced in EDCR bid cases because the storage's bids were closer to its true SoC-dependent marginal cost compared with the SoC-independent bid. For instance, when $\nu = 21$, using the EDCR bid, the system cost decreased by approximately 0.3% compared to the SoC-independent bid case.

Furthermore, when the bid scale factor increased, all metrics showed that the storage was less likely to be cleared in the energy-reserve co-optimization because the storage bid was less competitive compared to the bid-in price of other generators.

C. Real-time electricity market

The convex market clearing brings more benefits to the rolling window dispatch in the real-time market, since it reduces the computation burden when considering SoC-dependent bids for storage. In [9], we give detailed explanations of the rolling-window dispatch and pricing. Here, we analyzed the market clearing results with different storage bidding parameters.

¹²The bid scale factor $\nu \in \mathbb{R}$ is shown in the x-axis of Fig. 3-4, which was implemented by $(\nu c^c, \nu c^d)$ for parameters (c^c, c^d) in the top left of Fig. 2.

¹³Storage throughput is the sum of the energy dispatch and regulation capacities cleared over T -interval.

The initial storage SoC was 5 MWh. The simulation included 21 rolling windows, and each rolling window had $T = 4$ for the look-ahead horizon. As depicted in Fig. 4, we compared the average system cost, storage throughput, and storage bid-in profit under 100 random scenarios.

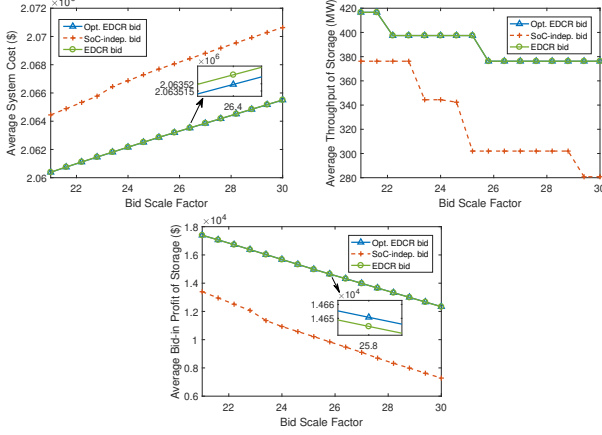


Fig. 4. Rolling-window dispatch results. (Top left: system operation cost; top right: storage throughput; bottom: storage bid-in profit).

The main observations in Sec. VI-B still hold here. The system cost was lower, and the storage throughput and bid-in profit were higher when storage submitted EDCR bids compared to the SoC-independent bid. In our parameter setting, the system cost decreased by up to 0.3%, storage throughput was 10%-30% higher, and storage obtained approximately 1.5 times the bid-in profit when bidding EDCR bids rather than SoC-independent bids in the real-time energy-reserve co-optimized market.

VII. CONCLUSION

This paper proposes a robust optimization for an energy-reserve co-optimized market to consider SoC-dependent bids from BESS. A subcategory of SoC-dependent bid, the EDCR bid, is characterized to reformulate the robust optimization into a convex piece-wise linear program which is commonly used in the existing electricity market clearing process. Our analysis and simulation show that, under certain conditions, storage submitting the EDCR bid is used more frequently and receives higher profits compared with the SoC-independent bid. The EDCR bid effectively approximates the performance of the original SoC-dependent marginal cost of BESS, reduces the computation burden of the SoC-dependent bid, and resolves the pricing issue for the nonconvex market clearing problem.

REFERENCES

- [1] S. Li, C. Chen, and L. Tong, "Convexifying regulation market clearing of state-of-charge dependent bid," *arXiv preprint arXiv:2311.12690*, 2023.
- [2] "Energy storage and distributed energy resources – storage default energy bid," [ONLINE], available (2022/3/9) at <http://www.caiso.com/InitiativeDocuments/FinalProposal-EnergyStorage-DistributedEnergyResourcesPhase4-DefaultEnergyBid.pdf>, Oct. 2020.
- [3] M. Ecker, N. Nieto, S. Käbitz, J. Schmalstieg, H. Blanke, A. Warnecke, and D. U. Sauer, "Calendar and cycle life study of Li (NiMnCo) O₂-based 18650 lithium-ion batteries," *Journal of Power Sources*, vol. 248, pp. 839–851, 2014.
- [4] Y. Shi, B. Xu, Y. Tan, D. Kirschen, and B. Zhang, "Optimal battery control under cycle aging mechanisms in pay for performance settings," *IEEE Transactions on Automatic Control*, vol. 64, no. 6, pp. 2324–2339, 2018.

- [5] "Energy storage enhancements revised straw proposal," [ONLINE], available (2022/3/9) at <http://www.caiso.com/InitiativeDocuments/RevisedStrawProposal-EnergyStorageEnhancements.pdf>, March 2022.
- [6] N. Zheng, X. Qin, D. Wu, G. Murtaugh, and B. Xu, "Energy storage state-of-charge market model," *IEEE Transactions on Energy Markets, Policy and Regulation*, vol. 1, no. 1, pp. 11–22, 2023.
- [7] "Energy and ancillary service co-optimization formulation," [ONLINE], (2024/01/02) available at <https://www.pjm.com/-/media/markets-ops/energy/real-time/real-time-energy-and-ancillary-service-co-optimization-formulation.ashx>, June 2022.
- [8] C. Chen and L. Tong, "Convexifying market clearing of SoC-Dependent bids from merchant storage participants," *IEEE Transactions on Power Systems*, vol. 38, no. 3, pp. 2955–2957, 2023.
- [9] —, "Wholesale market participation of storage with state-of-charge dependent bids," in *2022 58th Annual Allerton Conference on Communication, Control, and Computing (Allerton)*, 2022, pp. 1–8.
- [10] N. Zheng and B. Xu, "Impact of bidding and dispatch models over energy storage utilization in bulk power systems," *Proceedings of the 11th Bulk Power Systems Dynamics and Control Symposium*, 2022.
- [11] B. Zhao, H. Qiu, R. Qin, X. Zhang, W. Gu, and C. Wang, "Robust optimal dispatch of ac/dc hybrid microgrids considering generation and load uncertainties and energy storage loss," *IEEE Transactions on Power Systems*, vol. 33, no. 6, pp. 5945–5957, 2018.
- [12] C. Chen, H. Sun, X. Shen, Y. Guo, Q. Guo, and T. Xia, "Two-stage robust planning-operation co-optimization of energy hub considering precise energy storage economic model," *Applied Energy*, vol. 252, p. 113372, 2019. [Online]. Available: <https://www.sciencedirect.com/science/article/pii/S0306261919310463>
- [13] R. K. Bansal, P. You, D. F. Gayme, and E. Mallada, "A market mechanism for truthful bidding with energy storage," *Electric Power Systems Research*, vol. 211, p. 108284, 2022.
- [14] "Energy storage enhancements: State of charge implementation - update," [ONLINE], (2023/12/20) available at <http://www.caiso.com/InitiativeDocuments/Workshop-Paper-Energy-Storage-Enhancements-State-of-Charge-Implementation-Update-Oct-2-2023.pdf>, Oct. 2023.
- [15] "CAISO's regulation market," [ONLINE], available (2022/10/15) at https://www.pjm.com/-/media/committees-groups/task-forces/rmdstf/2022/20221115/item-07---caiso_reg_market.ashx, Oct. 2022.
- [16] "Energy storage enhancements stakeholder comments matrix and ISO responses to the revised straw proposal," [ONLINE], available (2022/5/23) at <https://www.caiso.com/InitiativeDocuments/ISOResponses-CommentMatrix-EnergyStorageEnhancements-May2022.pdf>, May 2022.
- [17] Y. Chen, R. Leonard, M. Keyser, and J. Gardner, "Development of performance-based two-part regulating reserve compensation on MISO energy and ancillary service market," in *2015 IEEE Power & Energy Society General Meeting*, 2015, pp. 1–1.
- [18] "Ancillary services in ERCOT," [ONLINE], available (2023/10/24) at <https://www.ercot.com/gridmktinfo/dashboards/ancillaryservices>, Oct. 2023.
- [19] Z. Li, Q. Guo, H. Sun, and J. Wang, "Extended sufficient conditions for exact relaxation of the complementarity constraints in storage-concerned economic dispatch," *CSEE Journal of Power and Energy Systems*, vol. 4, no. 4, pp. 504–512, 2018.
- [20] Y. Chen and R. Baldick, "Battery storage formulation and impact on day ahead security constrained unit commitment," *IEEE Transactions on Power Systems*, 2022.
- [21] R. T. Rockafellar, *Convex analysis*. Princeton university press, 1970, vol. 18.
- [22] "Energy, load and demand reports," [ONLINE], (2021/4/2) available at <https://www.iso-ne.com/isoexpress/web/reports/load-and-demand>, April 2021.
- [23] "Real-time ancillary service market results," [ONLINE], available at https://dataminer2.pjm.com/feed/reserve_market_results.

VIII. APPENDIX

A. Toy example of storage SoC-dependent cost

We consider a toy example involving $T = 1$ hour for the scheduling interval and $J = 2$ for the AGC signal delivery intervals within T . The capacity of the storage is set to be 10 MWh, and its bids are shown in the top left of Fig. 2. Assume that the storage initializes at 50% SoC ($s = 5$ MWh) and is cleared for both regulation up and down capacities of 1MW in $t = 1$ hour.

Following a possible sequence of AGC signals, the storage first performs regulation up and then regulation down. The SoC trajectory is $[\hat{e}_{0,1}, \hat{e}_{1,1}, \hat{e}_{2,1}] = [5, 4, 5]$ MWh. In this case, the SoC-dependent storage cost for regulation up and down is \$5 and \$2, respectively, resulting in a total cost of \$7. Meanwhile, the SoC-independent cost is \$6.

Another possible sequence of AGC signals results in the storage regulating down first and then regulating up. The SoC trajectory is $[\hat{e}_{0,1}, \hat{e}_{1,1}, \hat{e}_{2,1}] = [5, 6, 5]$ MWh in this case. As a result, the SoC-dependent storage cost for regulation up and down is \$1 and \$3, respectively, a total cost of \$4. Meanwhile, the SoC-independent cost remains \$6 for this SoC trajectory.

Therefore, when the cleared regulation capacities are the same, the storage incurs the same bid-in cost for the SoC-independent bid but different costs for the SoC-dependent bid because the SoC trajectories are not identical.

B. Proof of Theorem 1

We first introduce Lemma 1, and then prove Theorem 1.

In Lemma 1, we only analyze the storage cost for a single 15-min interval with index t . The initial SoC e_t at the beginning of this 15-min interval is given. The SoC at the end of this 15-min interval is e_{t+1} . We denote index n and m respectively below with $e_t \in \mathcal{E}_m$ and $e_{t+1} \in \mathcal{E}_n$.

Lemma 1. *If storage's bid-in parameters satisfy the EDCR condition, then under Assumption 1, the storage cost in (8) is piecewise linear convex given by*

$$\begin{aligned} f(\mathbf{m}_t^u, \mathbf{m}_t^d, e_t) &= \max_{j \in [K]} \{ \alpha_j(e_t) + c_j^d(p_t^d J + \mathbf{1}^\top \mathbf{m}_t^u) \delta - c_j^c(p_t^c J + \mathbf{1}^\top \mathbf{m}_t^d) \delta \} \\ &= c_n^d(p_t^d \tau + \mathbf{1}^\top \mathbf{m}_t^u \delta) - c_n^c(p_t^c \tau + \mathbf{1}^\top \mathbf{m}_t^d \delta) \\ &\quad + \begin{cases} \sum_{k=m}^{n-1} \frac{-\Delta c_k^c}{\eta} (E_{k+1} - e_t), & n > m, \\ 0, & m = n, \\ \sum_{k=n+1}^m \Delta c_{k-1}^d (E_k - e_t), & n < m \end{cases} \end{aligned} \quad (22)$$

with $\alpha_j(e_t) := -\sum_{k=1}^{j-1} \frac{\Delta c_k^c (E_{k+1} - E_1)}{\eta} - \frac{c_j^c (e_t - E_1)}{\eta} + h(e_t)$ and $h(e_t) := \sum_{i=1}^K \mathbb{1}_{\{e_t \in \mathcal{E}_i\}} \left(\frac{c_i^c (e_t - E_1)}{\eta} + \sum_{k=1}^{i-1} \frac{\Delta c_k^c (E_{k+1} - E_1)}{\eta} \right)$.

Proof: The proof follows that of Theorem 1 in [8], with the distinction that, in addition to the charging/discharging power in the energy market, we also calculate the operation cost caused by regulation up/down capacities in the regulation market, which is determined through regulation mileages. For the time index, from the definition of τ, δ and J , we know that $\tau = J \cdot \delta$.

Setting $\hat{e}_{j+1} = e_t + (\sum_{i=1}^j (p_t^c + m_{i,t}^d) \eta - \sum_{i=1}^j (p_t^d + m_{i,t}^u) \tau) \tau$, the detailed proof corresponds to the methodology outlined in our previous paper [8]. \square

In our previous paper [8], the EDCR condition for the energy market is proposed. If bid-in parameters are derived from the value function of the stochastic storage optimization, as presented in [6], [10], the resulting bids satisfy the EDCR condition. Here, in parallel, we establish Lemma 1 for the joint energy and regulation markets.

Proof of Theorem 1: In the upper-level model (11), the storage SoC is determined for each 15-min interval, with the values e_t for $t \in [T]$. To ensure that the SoC $\hat{e}_{J+1,t}$ at the end of interval t reaches the value e_{t+1} , the constraints defined in (6) should be satisfied. Plugging $\mathbf{1}^\top \mathbf{m}^{u*} \delta = \gamma_t^u r_t^u \tau$ and $\mathbf{1}^\top \mathbf{m}^{d*} \delta = \gamma_t^d r_t^d \tau$ into (22) results in the optimal objective value of (9) as follows.

$$\begin{aligned} f^*(p_t^c, p_t^d, r_t^u, r_t^d, e_t) &= \max_{j \in [K]} \{ \alpha_j(e_t) + c_j^d(p_t^d + \gamma_t^u r_t^u) \tau - c_j^c(p_t^c + \gamma_t^d r_t^d) \tau \} \end{aligned} \quad (23a)$$

$$\begin{aligned} &= c_n^d(p_t^d + \gamma_t^u r_t^u) \tau - c_n^c(p_t^c + \gamma_t^d r_t^d) \tau \\ &\quad + \begin{cases} \sum_{k=m}^{n-1} \frac{-\Delta c_k^c}{\eta} (E_{k+1} - e_t), & n > m, \\ 0, & m = n, \\ \sum_{k=n+1}^m \Delta c_{k-1}^d (E_k - e_t), & n < m. \end{cases} \end{aligned} \quad (23b)$$

Plug in the definition for q_t^c, q_t^d from (13b) into (23a), we achieve the analytical optimal solution (13a) for the worst-case single stage storage cost in (9).

We know that the initial SoC at $t = 1$ is given, i.e., $e_1 = s$. Denote index n and m below respectively with initial SoC $e_1 \in \mathcal{E}_m$ and the end-state SoC $e_{T+1} \in \mathcal{E}_n$. The multi-stage SoC-dependent cost (10) can be computed by

$$\begin{aligned} F^*(\mathbf{p}^c, \mathbf{p}^d, \mathbf{r}^u, \mathbf{r}^d; s) &:= \sum_{t=1}^T f^*(p_t^c, p_t^d, r_t^u, r_t^d, e_t) \\ &\stackrel{(a)}{=} \sum_{t=1}^T f(\mathbf{m}_t^{u*}, \mathbf{m}_t^{d*}) \\ &\stackrel{(b)}{=} \sum_{t=1}^T \max_{j \in [K]} \{ \alpha_j(e_t) + c_j^d(p_t^d J + \mathbf{1}^\top \mathbf{m}_t^{u*}) \delta \\ &\quad - c_j^c(p_t^c J + \mathbf{1}^\top \mathbf{m}_t^{d*}) \delta \} \\ &\stackrel{(c)}{=} \sum_{t=1}^T \max_{j \in [K]} \{ \alpha_j(e_t) + c_j^d(p_t^d + \gamma_t^u r_t^u) \tau - c_j^c(p_t^c + \gamma_t^d r_t^d) \tau \} \\ &\stackrel{(d)}{=} \sum_{t=1}^T c_n^d(p_t^d + \gamma_t^u r_t^u) \tau - c_n^c(p_t^c + \gamma_t^d r_t^d) \tau \\ &\quad + \begin{cases} \sum_{k=m}^{n-1} \frac{-\Delta c_k^c}{\eta} (E_{k+1} - s), & n > m \\ 0, & m = n \\ \sum_{k=n+1}^m \Delta c_{k-1}^d (E_k - s), & n < m \end{cases} \\ &\stackrel{(e)}{=} \max_{j \in [K]} \{ \alpha_j(s) + \sum_{t=1}^T (c_j^d q_t^d - c_j^c q_t^c) \}, \end{aligned} \quad (24)$$

where (a) comes from the definition in (9), (b) comes from (22) in Lemma 1, (c) comes from (6). (d) sums up (23a) and can be proved by the same induction method in the proof of Theorem 1 in [8]. Note that, a difference between the proof of [8] and this paper is to use different SoC evolving constraint

$e_{t+1} = e_t + \eta q_t^c \tau - q_t^d \tau$ from (1), which clears both the energy and regulation markets. (e) follows the proof of Theorem 1 in [8] showing that

$$n = \arg \max_{j \in [K]} \{ \alpha_j(s) + \sum_{t=1}^T (c_j^d q_t^d - c_j^c q_t^c) \}. \quad (25)$$

Then we prove that (14) is a convex function by showing it uses operations preserving convexity. We know $\alpha_j(s)$ is a constant, (14) is adopting pointwise maximum operation over linear functions, so (14) is convex.

Therefore, the objective function of the energy-reserve co-optimization (11) is convex. If (1b) can be relaxed, all constraints of (11) are linear. So, (11) is a convex optimization with equivalent form (15). \square

C. linear program equivalent formulation of (15)

We can rewrite the convex piecewise linear SoC-dependent bid-in cost (14) with a set of linear constraints given by

$$v \geq \alpha_j(s) + \sum_{t=1}^T (c_j^d q_t^d - c_j^c q_t^c), \forall j \in [K]. \quad (26)$$

Add storage index i , and assume generator cost $h_i(\mathbf{g}_i^e, \mathbf{g}_i^u, \mathbf{g}_i^d)$ is linear for simplicity. We denote $\mathbf{v}[j] := (v_{1,j}, \dots, v_{i,j}, \dots, v_{M,j})$, $\alpha_j(s) := (\alpha_{1,j}(s_1), \dots, \alpha_{i,j}(s_i), \dots, \alpha_{M,j}(s_M))$, $\mathbf{c}^d[j] := (c_{1,j}^d, \dots, c_{i,j}^d, \dots, c_{M,j}^d)$ and $\mathbf{q}^d[t] := (q_{1,t}^d, \dots, q_{i,t}^d, \dots, q_{M,t}^d)$. Similar notations are defined for $\mathbf{q}^c[t]$ and $\mathbf{c}^c[j]$. Denote the component-wise multiplication (Hadamard product) with \odot . The linear program reformulation of (15) is given by

$$\begin{aligned} & \text{minimize}_{\Omega \cup \{\mathbf{v}[j]\}} \sum_{i=1}^M (h_i(\mathbf{g}_i^e, \mathbf{g}_i^u, \mathbf{g}_i^d) + v_i) \\ & \text{subject to} \quad \forall t \in [T], \forall i \in [M], \forall j \in [K], \end{aligned} \quad (27a)$$

$$\mathbf{v}[j] \geq \alpha_j(s) + \sum_{t=1}^T (\mathbf{c}^d[j] \odot \mathbf{q}^d[t] - \mathbf{c}^c[j] \odot \mathbf{q}^c[t]), \quad (27b)$$

$$\boldsymbol{\mu}[t] : \quad \mathbf{S}(\mathbf{g}^e[t] + \mathbf{p}^d[t] - \mathbf{p}^c[t] - \mathbf{d}[t]) \leq \mathbf{l}, \quad (27c)$$

$$\lambda_t : \quad \mathbf{1}^\top (\mathbf{g}^e[t] + \mathbf{p}^d[t] - \mathbf{p}^c[t] - \mathbf{d}[t]) = 0, \quad (27d)$$

$$\beta_t^u : \quad \sum_i (g_{it}^u + r_{it}^u) \geq \xi_t^u, \quad (27e)$$

$$\beta_t^d : \quad \sum_i (g_{it}^d + r_{it}^d) \geq \xi_t^d, \quad (27f)$$

$$(1a), (2), (11f), (11h), (11i), (13b), e_{i1} = s_i.$$

$$\text{minimize}_{\Omega} \quad \sum_{i=1}^M (h_i(\mathbf{g}_i^e, \mathbf{g}_i^u, \mathbf{g}_i^d) + \tilde{F}_i(\mathbf{q}_i^c, \mathbf{q}_i^d; s_i)) \quad (28a)$$

$$\text{subject to} \quad \forall t \in \{1, \dots, T\}, \forall i \in \{1, \dots, M\},$$

$$\boldsymbol{\mu}[t] : \quad \mathbf{S}(\mathbf{g}^e[t] + \mathbf{p}^d[t] - \mathbf{p}^c[t] - \mathbf{d}[t]) \leq \mathbf{l}, \quad (28b)$$

$$\lambda_t : \quad \mathbf{1}^\top (\mathbf{g}^e[t] + \mathbf{p}^d[t] - \mathbf{p}^c[t] - \mathbf{d}[t]) = 0, \quad (28c)$$

$$\beta_t^u : \quad \sum_i (g_{it}^u + r_{it}^u) \geq \xi_t^u, \quad (28d)$$

$$\beta_t^d : \quad \sum_i (g_{it}^d + r_{it}^d) \geq \xi_t^d, \quad (28e)$$

$$\varrho_{it} : \quad e_{it} + \eta_i q_{it}^c - q_{it}^d = e_{i(t+1)}, \quad (28f)$$

$$\omega_{it}^c : \quad e_{it} + \eta_i q_{it}^c \leq \bar{E}_i, \quad (28g)$$

$$\omega_{it}^d : \quad \bar{E}_i \leq e_{it} - q_{it}^d, \quad (28h)$$

$$g_{it}^e + g_{it}^u \leq \bar{g}_i, \quad \underline{g}_i \leq g_{it}^e - g_{it}^d, \quad (28i)$$

$$(\underline{v}_{it}^d, \bar{v}_{it}^d) : \quad 0 \leq r_{it}^d \leq \bar{r}_i^d, \quad (28j)$$

$$(\underline{v}_{it}^u, \bar{v}_{it}^u) : \quad 0 \leq r_{it}^u \leq \bar{r}_i^u, \quad (28k)$$

$$(\underline{p}_{it}^d, \bar{p}_{it}^d) : \quad 0 \leq p_{it}^d \leq \bar{p}_i^d, \quad (28l)$$

$$(\underline{p}_{it}^c, \bar{p}_{it}^c) : \quad 0 \leq p_{it}^c \leq \bar{p}_i^c, \quad (28m)$$

$$q_{it}^c = (p_{it}^c + \gamma_{it}^d r_{it}^d) \tau, \quad (28n)$$

$$q_{it}^d = (p_{it}^d + \gamma_{it}^u r_{it}^u) \tau. \quad (28o)$$

Note that in constraint (28f) with $t = 1$, we directly replace in $e_{i1} = s_i$.

Proof: We prove Proposition 1 by contradiction. Assume that there exists an optimal solution with the simultaneous charging and discharging power, i.e., $p_{it}^{c*} > 0, p_{it}^{d*} > 0$. After relaxing the constraint, $p_{it}^c p_{it}^d = 0, \forall i, t$, (15) is convex with a subdifferentiable objective when the EDCR condition is satisfied. With dual variables defined in (28) and the KKT conditions¹⁴ [21, p. 281], there exist $\kappa_i^c \in \frac{\partial}{\partial p_{it}^c} \tilde{F}_i(\mathbf{q}_i^c, \mathbf{q}_i^d; s_i)$ and $\kappa_i^d \in \frac{\partial}{\partial p_{it}^d} \tilde{F}_i(\mathbf{q}_i^c, \mathbf{q}_i^d; s_i)$, satisfying

$$\begin{cases} \kappa_i^c + \pi_{it} + (-\varrho_{it}^* + \omega_{it}^{c*}) \eta_i \tau - \underline{p}_{it}^{c*} + \bar{p}_{it}^{c*} = 0, \\ \kappa_i^d - \pi_{it} + (\varrho_{it}^* + \omega_{it}^{d*}) \tau - \underline{p}_{it}^{d*} + \bar{p}_{it}^{d*} = 0, \end{cases} \quad (29)$$

$$\Rightarrow \frac{\kappa_i^c}{\eta_i} + \kappa_i^d + \pi_{it} \left(\frac{1}{\eta_i} - 1 \right) + (\omega_{it}^{c*} + \omega_{it}^{d*}) \tau + \frac{\bar{p}_{it}^{c*}}{\eta_i} + \bar{p}_{it}^{d*} = 0, \quad (30)$$

where π_{it} is the LMP defined in (16), $\frac{1}{\eta_i} \geq 1, \omega_{it}^{c*} \geq 0, \omega_{it}^{d*} \geq 0, \bar{p}_{it}^{c*} \geq 0, \bar{p}_{it}^{d*} \geq 0$, and we have $\underline{p}_{it}^{c*} = 0, \underline{p}_{it}^{d*} = 0$ from the complementary slackness conditions. The subgradient of the storage cost function, $\frac{\partial}{\partial p_{it}^c} \tilde{F}_i(\mathbf{q}_i^c, \mathbf{q}_i^d; s_i)$ and $\frac{\partial}{\partial p_{it}^d} \tilde{F}_i(\mathbf{q}_i^c, \mathbf{q}_i^d; s_i)$, can be respectively computed by

$$\frac{\partial}{\partial p_{it}^c} \tilde{F}_i(\mathbf{q}_i^c, \mathbf{q}_i^d; s_i) = \begin{cases} \{-c_{ik}^c\} \tau, & \text{if } q_{it}^c \in \text{Int } \mathcal{E}_{ik}, \\ [-c_{ik}^c \tau, -c_{i(k+1)}^c \tau], & \text{if } q_{it}^c = E_{i(k+1)}, \end{cases} \quad (31)$$

D. Proof of Proposition 1

We complete the dual variables for (15) below and then write the proof.

¹⁴Write the Lagrangian function of (28), take derivative over p_{it}^c and p_{it}^d respectively, do the operation to cancel the dual variable associate with (28n) (28o), and then we achieve (29).

$$\frac{\partial}{\partial p_{it}^d} \tilde{F}_i(\mathbf{q}_i^c, \mathbf{q}_i^d; s_i) = \begin{cases} \{c_{ik}^d\}\tau, & \text{if } q_{it}^d \in \text{Int } \mathcal{E}_{ik}, \\ [c_{i(k+1)}^d\tau, c_{ik}^d\tau], & \text{if } q_{it}^d = E_{i(k+1)}. \end{cases} \quad (32)$$

So, under Definition 1, we have $\frac{1}{\eta_i} \kappa_i^c + \kappa_i^d > 0$, which contradicts to the assumption that the LMP π_{it} is nonnegative in equation (30). \square

E. Proposition 2 and its proof

In [1], we propose a heuristic approach to approximate the worst-case storage cost with a mixed integer program (MIP), which has no approximation error when unidirectional regulation capacities are cleared. Below we explain a sufficient condition for clearing unidirectional regulation capacities.

Proposition 2. *If all SoC-dependent bids are EDCR bids with bid-in parameters (c_{ik}^c, c_{ik}^d) and η_i satisfying*

$$(c_{iK}^d - c_{i1}^c/\eta_i)\tau > \beta_t^{u*}/\gamma_{it}^u + \beta_t^{d*}/(\eta_i\gamma_{it}^d), \quad (33)$$

then the storage i has one-side regulation capacity cleared over all time intervals, i.e., $r_{it}^{u}r_{it}^{d*} = 0, \forall t \in [T], \forall i \in [M]$.*

Proof: Assume for the sake of contradiction that there exists an optimal solution in which storage i simultaneously offers both regulation up and regulation down capacities at time interval t , i.e., $r_{it}^u > 0, r_{it}^d > 0$. After the EDCR condition is satisfied, the market clearing model (15) exhibits convexity with respect to the subdifferentiable objective function (14). With dual variables defined in (28) and the KKT conditions, there exist subgradients $\iota_i^u \in \frac{\partial}{\partial r_{it}^u} \tilde{F}_i(\mathbf{q}_i^c, \mathbf{q}_i^d; s_i)$ and $\iota_i^d \in \frac{\partial}{\partial r_{it}^d} \tilde{F}_i(\mathbf{q}_i^c, \mathbf{q}_i^d; s_i)$ such that

$$\begin{aligned} & \begin{cases} \iota_i^u + (\varrho_{it}^* + \omega_{it}^{d*})\gamma_{it}^u\tau - \beta_t^{u*} - \varrho_{it}^{u*} + \bar{\varrho}_{it}^{u*} = 0, \\ \iota_i^d + (-\varrho_{it}^* + \omega_{it}^{c*})\eta_i\gamma_{it}^d\tau - \beta_t^{d*} - \varrho_{it}^{d*} + \bar{\varrho}_{it}^{d*} = 0, \end{cases} \quad (34) \\ & \Rightarrow \frac{\iota_i^u - \beta_t^{u*} + \bar{\varrho}_{it}^{u*}}{\gamma_{it}^u\tau} + \frac{\iota_i^d - \beta_t^{d*} + \bar{\varrho}_{it}^{d*}}{\eta_i\gamma_{it}^d\tau} + \omega_{it}^{d*} + \omega_{it}^{c*} = 0, \end{aligned} \quad (35)$$

where $\bar{\varrho}_{it}^{u*} \geq 0, \bar{\varrho}_{it}^{d*} \geq 0, \omega_{it}^{c*} \geq 0, \omega_{it}^{d*} \geq 0$, and we have $\varrho_{it}^{u*} = 0, \varrho_{it}^{d*} = 0$ from the complementary slackness conditions. From (31)-(32), the subgradients ι_i^u and ι_i^d are equal to $c_{ik_1}^d\gamma_{it}^u\tau$ and $-c_{ik_2}^c\gamma_{it}^d\tau$ respectively for some $k_1, k_2 \in [K]$. In Proposition 2, restrictions (33) are only imposed on c_{iK}^d and c_{i1}^c . Combined (33) with the monotonicity of the SoC-dependent bid under Assumption 1, we have, $\forall k_1, k_2 \in [K]$,

$$\begin{aligned} & (c_{iK}^d - c_{i1}^c/\eta_i)\tau > \beta_t^{u*}/\gamma_{it}^u + \beta_t^{d*}/(\eta_i\gamma_{it}^d) \\ & \Rightarrow (c_{ik_1}^d - c_{ik_2}^c/\eta_i)\tau > \beta_t^{u*}/\gamma_{it}^u + \beta_t^{d*}/(\eta_i\gamma_{it}^d). \end{aligned}$$

Therefore, we have $\frac{\iota_i^u}{\gamma_{it}^u} + \frac{\iota_i^d}{\eta_i\gamma_{it}^d} > \frac{\beta_t^{u*}}{\gamma_{it}^u} + \frac{\beta_t^{d*}}{\eta_i\gamma_{it}^d} \Rightarrow$

$$\frac{\iota_i^u - \beta_t^{u*} + \bar{\varrho}_{it}^{u*}}{\gamma_{it}^u\tau} + \frac{\iota_i^d - \beta_t^{d*} + \bar{\varrho}_{it}^{d*}}{\eta_i\gamma_{it}^d\tau} + \omega_{it}^{d*} + \omega_{it}^{c*} > 0, \quad (36)$$

leading to a contradiction for (35). \square

¹⁶The subgradient equals to $c_{i1}^d\tau$ if $q_{it}^d = E_{i1}$, and $c_{iK}^d\tau$ if $q_{it}^d = E_{i(K+1)}$.

F. Proof of Theorem 2

Since we only consider one storage in this section, the storage index i is dropped for simplicity.

For a given SoC-independent bid $\bar{\theta}$, we can compute an EDCR bid θ^* with (20). We make the following two assumptions when storage bids with θ^* and $\bar{\theta}$. A1-A2 apply to small-size storage, which won't influence the market clearing prices by changing its bid-in parameters.

A1: Let χ be the time interval that the storage takes the first charging/discharging action during a T -interval dispatch. The optimal dispatch of storage SoC has

$$e_t^* \in \{E, \bar{E}\}, \forall t \in \{\chi + 1, \dots, T\}, \text{ and } e_{T+1}^* \in \Phi.$$

A2: When storage changes bidding parameters, electricity market clearing prices computed from (15) stay the same.

Outline for the proof of Theorem 2: Consider sequential charging and discharging optimal actions for storage with SoC independent bid happening at time $\mathcal{A} = \{t_1, t_2, \dots, t_i, \dots, t_N\}$ ¹⁷ in the T -interval optimization horizon and $\mathcal{A} \subseteq [T]$. We here prove backward from t_N to t_1 showing that when switching from SoC independent bid $\bar{\theta}$ to EDCR bid θ^* satisfying constraints in (20), the storage has the same optimal actions for time intervals in \mathcal{A} , and the storage may have extra actions in other time intervals $[T] \setminus \mathcal{A}$. Then, we show the true storage profit Π and bid-in storage profit $\bar{\Pi}$ in $[T] \setminus \mathcal{A}$ is nonnegative under the EDCR bid. Therefore, the true storage profit Π and bid-in storage profit $\bar{\Pi}$ over all time intervals $[T]$ under the EDCR bid θ^* is no less than that under the SoC-independent bid $\bar{\theta}$.

Proof of Theorem 2: Storage unit index i is dropped in this section. When A1 is satisfied, the upper bounds in constraints (11h) (11i) and dual variables associated, i.e., $\bar{p}_t^{c*}, \bar{p}_t^{d*}, \bar{\vartheta}_t^{d*}, \bar{\vartheta}_t^{u*}$, can be ignored. For simplicity, we write the proof below in terms of energy market actions, p_t^{c*}, p_t^{d*} , and LMP.¹⁸ The same proof works for regulation market actions, r_t^{c*}, r_t^{d*} , and price, by replacing charging electricity price with $-\beta_t^{u*}$, discharging electricity price with β_t^{d*} , and KKT condition (29) used below with (34).

At the time t_N , A1 indicates that, under the SoC-independent bid $\bar{\theta}$, the storage at time t_N can 1) charge to \bar{E} , or 2) discharge to E . When the storage switches to EDCR bid, we here prove the storage action stays the same at time t_N .

In case 1) charge to \bar{E} , suppose the storage receives LMP $\pi_{t_N}^{\text{LMP}}$ and it submits SoC-independent bid (\bar{c}^c, \bar{c}^d) . When the objective function is the SoC-independent bid, the KKT condition of (28) gives

$$-\bar{c}^c + \pi_{t_N} + (-\varrho_{t_N}^* + \omega_{t_N}^{c*})\eta\tau - \bar{\rho}_{t_N}^{c*} = 0, \quad (37)$$

LMP is defined in (16). At time t_N , from the complementary slackness condition, we have $\bar{\rho}_{t_N}^{c*} = 0, \omega_{t_N+1}^{c*} \geq 0, \omega_{t_N+1}^{d*} = 0, \forall i \geq t_N$. With Lemma 3, we have

$$-\bar{c}^c + \pi_{t_N} - \sum_{n=t_N}^T (0 - \omega_n^{c*})\eta\tau = 0, \quad (38)$$

¹⁷Here, t_1 is the first action interval represented by χ in A1. t_i is the time interval index for the i -th action. We consider N actions for storage.

¹⁸This means $\mathbf{q}^c = \mathbf{p}^c, \mathbf{q}^d = \mathbf{p}^d, \mathbf{r}^d = \mathbf{r}^u = \mathbf{0}$.

which indicates $\pi_{t_N}^{\text{LMP}} \leq \bar{c}^c$.

When the storage switches to EDCR bid, we know LMP stays the same from A2. So we can get KKT condition under EDCR bid like (29) via increasing $\omega_{t_N}^{c*}$ in (38) by $\Delta\omega_{t_N}^{c*} = (-\kappa^c - \bar{c}^c)/(\eta\tau)$, and replacing SoC independent bid parameter \bar{c}^c with the subgradient $-\kappa^c$ defined in (31). From the constraints in (20), we know $-\bar{c}^c \geq \kappa^c$, thus $\Delta\omega_{t_N}^{c*} \geq 0$. After t_N , if the storage with EDCR bid has another discharge action at interval k under EDCR bid, i.e., $\omega_k^{d*} \geq 0, k > t_N + 1$, then we can increase $\omega_{t_N}^{c*}$ to cover this part, i.e., $\Delta\omega_{t_N}^{c*} = (-\kappa^c - \bar{c}^c)/(\eta\tau) + \omega_k^{d*} \geq 0$. So the optimal storage dispatch under EDCR bid θ^* charges to \bar{E} at time t_N .

For case 2) discharge to \bar{E} , similar proof can be applied.

Among time interval $[t_{N-1}, t_N]$, A1 indicates that, under the SoC-independent bid, the storage can 1) charge to \bar{E} at time t_{N-1} and discharge to \bar{E} at time t_N or 2) discharge to \bar{E} at time t_{N-1} and charge to \bar{E} at time t_N .

In case 1) charge to \bar{E} at time t_{N-1} and discharge to \bar{E} at time t_N , we denote $i = t_{N-1}$ and $j = t_N$ for the following equations. From Lemma 4, we have

$$\pi_i - \bar{c}^c - \eta(\pi_j - \bar{c}^d) \leq 0 \quad (39)$$

From constraints in (20),

$$\pi_i + \kappa^c - \eta(\pi_j - \kappa^d) \leq \pi_i - \bar{c}^c - \eta(\pi_j - \bar{c}^d) \quad (40)$$

So if the storage submits EDCR bid and it doesn't has extra dispatches among time interval (t_{N-1}, t_N) , we can get KKT condition under EDCR bid like (29) by replacing SoC independent bid parameter \bar{c}^c and \bar{c}^d with the subgradient $-\kappa^c$ and κ^d respectively, and increasing ω_i^{c*} in (50) to a certain value. Intuitively, we can increase ω_i^{c*} by $\Delta\omega_i^{c*} = (-\kappa^c - \bar{c}^c)/(\eta\tau)$. However, since the value of ω_j^{d*} has been adjusted, the increment for ω_i^{c*} should be $\Delta\omega_i^{c*} = (-\kappa^c - \bar{c}^c)/(\eta\tau) + (\bar{c}^d - \kappa^d)/\tau \geq 0$. The optimal storage dispatch under EDCR bid also charges \bar{E} at time $i = t_{N-1}$.

Among time interval (i, j) , if the storage with EDCR bid has an extra discharge action at time a before j , i.e., $i < a < j$ and $\omega_a^{d*} \geq 0, \omega_a^{c*} = 0$. From the proof for $t = t_N$ at the beginning, we know that the storage action stays the same at $t = j$ when switching to the EDCR bid. So, with EDCR bid, the storage must have another charge action at b and $a < b < j$. To summarize, the storage with EDCR bid will have an even number of actions with a charge action following a discharge action sequentially. Lemma 4 shows that those extra actions under EDCR bid have

$$\omega_b^{c*} = -(\pi_b + \kappa^c)/(\eta\tau) + (\pi_j - \kappa^d)/\tau \geq 0. \quad (41)$$

$$\omega_a^{d*} = -(\pi_b + \kappa^c)/(\eta\tau) + (\pi_a - \kappa^d)/\tau \geq 0. \quad (42)$$

$$\omega_i^{c*} = -(\pi_i + \kappa^c)/(\eta\tau) + (\pi_a - \kappa^d)/\tau \geq 0. \quad (43)$$

So considering extra actions at time a and b , we can get the KKT condition of the dispatch action at time t_{N-1} for EDCR bid with the equations above. And the optimal storage dispatch under EDCR bid also charges \bar{E} at time t_{N-1} . The same argument can be applied to the case with more extra actions under the EDCR bid.

For case 2) discharge to \bar{E} at t_{N-1} and charge to \bar{E} at t_N , the same proof can be applied.

Among time interval $[t_{i-1}, t_i], \forall i \in \{2, \dots, N\}$, we can use the proof of time interval $[t_{N-1}, t_N]$ to gradually prove from $i = N$ to $i = 2$. Then we have the storage with EDCR bid has the same actions as that with SoC independent bid over the time intervals in set \mathcal{A} .

Until now, we've proved that the storage has the same actions for time intervals in \mathcal{A} . So only considering intervals in \mathcal{A} , we have $\phi(\theta^*) = \phi(\bar{\theta})$. The payment that the storage receives and the true storage profit in \mathcal{A} under the EDCR bid is the same as those under the SoC-independent bid, i.e., $\mathcal{P}(\phi(\theta^*)) = \mathcal{P}(\phi(\bar{\theta}))$ and $\Pi(\theta^*) = \Pi(\bar{\theta})$. From (20b), we know that the bid-in cost under the EDCR bid is no higher than that of the SoC-independent bid. Consequently, the bid-in profit under the EDCR bid is no less than that under the latter, i.e., $\tilde{\Pi}(\theta^*) \geq \tilde{\Pi}(\bar{\theta})$.

Next, we prove for intervals in $[T] \setminus \mathcal{A}$, where the bid-in profit and true profit are zeros for storage with SoC-independent bid. Following the individual rationality of convex market clearing [9, Definition 1], if individual units do individual profit maximization given the market clearing price from (28), they will find the dispatch signal from (28) match their individual optimal dispatch. Therefore, storage receives the maximum bid-in profit with the dispatch signal from (28). Known that one feasible solution for storage is not to have extra actions in $[T] \setminus \mathcal{A}$. So if the optimal scheduling of storage with EDCR bid has extra optimal dispatch actions in $[T] \setminus \mathcal{A}$ and there's no dual degeneracy, the total bid-in profit of storage should be positive in $[T] \setminus \mathcal{A}$.

Therefore, during $[T]$, if we have $\phi(\theta^*) \neq \phi(\bar{\theta})$, then there exist at least one interval in $[T] \setminus \mathcal{A}$ such that storage has charging or discharging actions under the EDCR bid. If there's no dual degeneracy, then the bid-in profit of storage over $[T]$, defined in (18), has

$$\tilde{\Pi}(\theta^*) > \tilde{\Pi}(\bar{\theta}). \quad (44)$$

From Lemma 2, the true storage cost under the EDCR bid is never underestimated by the bid-in SoC-dependent cost. So, from (19), we know that the true storage profit under EDCR bid $\Pi(\theta^*)$ over $[T] \setminus \mathcal{A}$ is nonnegative. Therefore, if we have $\phi(\theta^*) \neq \phi(\bar{\theta})$ over $[T]$ and there's no dual degeneracy, we have

$$\Pi(\theta^*) > \Pi(\bar{\theta}). \quad (45)$$

□

Lemma 2. Under A1 and constraints (20c), the true SoC-dependent cost is never underestimated by the storage cost under the EDCR bid.

Proof: Consider the optimal storage schedule under EDCR bid $e^* := (e_t^*)$, which has $e_1^* = s$ for the initial SoC. When e^* satisfies A1, we have

$$\begin{cases} e_t^* = s, & t \in \{1, \dots, \chi\} \\ e_t^* \in \{\bar{E}, \bar{E}\}, & t \in \{\chi + 1, \dots, T\} \\ e_t^* \in \Phi, & t = T + 1 \end{cases} \quad (46)$$

Therefore, when $t \in \{\chi, \dots, T\}$, we have $e_t^* \in \{s, \bar{E}, \bar{E}\}$ and $e_{t+1}^* = e_t^* + (q_t^{c*}\eta - q_t^{d*})\tau \in \Phi$. With the definition for the set

$\mathcal{S} := \{\tilde{s} := (\tilde{q}^c, \tilde{q}^d, \tilde{e}) | \tilde{e} \in \{s, \underline{E}, \overline{E}\}, \tilde{e} + (\tilde{q}^c \eta - \tilde{q}^d) \tau \in \Phi\}$, we consider all possible single stage action for storage. Here we use the same formulation for the single stage storage cost in (13a), but we denote bidding parameters θ^* as decision variables, and the storage actions are given parameters in set \mathcal{S} . From constraints (20c), we know $\hat{f}(\theta^*; \tilde{s}) \geq \psi(\tilde{s}), \forall \tilde{s} \in \mathcal{S}$. So, under the EDCR bid, the bid-in storage cost is no less than the true SoC-dependent cost. \square

Lemma 3. *From the convexified electricity market clearing problem (28) together with the dual variables defined, we have*

$$\varrho_t^* = \sum_{n=t+1}^T (\omega_n^{d*} - \omega_n^{c*}), \forall t \in [T-1], \quad \varrho_T^* = 0. \quad (47)$$

Proof: The proof directly follows the KKT condition of (28). We know that the Lagrangian function taking derivative over SoC e_{T+1}, \dots, e_2 gives

$$\begin{aligned} \varrho_T^* &= 0, \\ -\varrho_T^* + \varrho_{T-1}^* - \omega_T^{d*} + \omega_T^{c*} &= 0, \\ \dots, \\ -\varrho_2^* + \varrho_1^* - \omega_2^{d*} + \omega_2^{c*} &= 0. \end{aligned}$$

From the first equation, $\varrho_T^* = 0$. Summing up the first two equations, $\varrho_{T-1}^* = \omega_T^{d*} - \omega_T^{c*}$. Similarly, by summing up the first equation to the equation containing ϱ_t^* , we have (47). \square

Lemma 4. *Consider optimal scheduling from (15) for storage with two consecutive actions at time i and j respectively. If storage charges at time i and discharges at j , LMP for these two intervals has*

$$\pi_i + \kappa^c - \eta(\pi_j - \kappa^d) \leq 0. \quad (48)$$

If the storage discharges at time i and charges at j , LMP for these two intervals has

$$\pi_j + \kappa^c - \eta(\pi_i - \kappa^d) \leq 0. \quad (49)$$

Proof: If storage charges at time i and discharges at j , the KKT conditions (29) give

$$\begin{aligned} \kappa^c + \pi_i + (-\sum_{n=i+1}^T (\omega_n^{d*} - \omega_n^{c*}) + \omega_i^{c*}) \eta \tau + \bar{\rho}_i^{c*} &= 0, \\ \kappa^d - \pi_j + (\sum_{n=j+1}^T (\omega_n^{d*} - \omega_n^{c*}) + \omega_j^{d*}) \tau + \bar{\rho}_j^{d*} &= 0. \end{aligned} \quad (50)$$

From the complementary slackness condition, $\bar{\rho}_i^{c*} = 0, \bar{\rho}_j^{d*} = 0, \omega_n^{c*} \geq 0, \forall n \in \{i, \dots, j-1\}$, and $\omega_n^{d*} = 0, \forall n \in \{i+1, \dots, j-1\}$. So sum two equations in (50) up, we have

$$\begin{aligned} \pi_i + \kappa^c - \eta(\pi_j - \kappa^d) \\ \leq (\sum_{n=i+1}^{j-1} \omega_n^{d*} - \sum_{n=i}^{j-1} \omega_n^{c*}) \eta \tau = \sum_{n=i}^{j-1} (-\omega_n^{c*}) \eta \tau \leq 0. \end{aligned}$$

We can prove this in the same way if the storage discharges at time t and charges at m . \square

G. Simulation parameters

The system consists of 19 conventional generators, with energy bids of $[0_{1 \times 4}, 8:16.96:246]$ \$/MWh¹⁹, regulation up bids of $[0_{1 \times 4}, 4:8.48:123]$ \$/MWh, and regulation down

¹⁹The notation, $a : b : c$, represents a vector beginning with a , and increasing with a step size b until it goes beyond c .

bids of $[3.5:3.5:67]$ \$/MWh. Generator capacity limits in the energy market and regulation market are $[200 \times \mathbf{1}_{1 \times 5}, 150 \times \mathbf{1}_{1 \times 13}, 1000]$ MW and $[10 \times \mathbf{1}_{1 \times 18}, 200]$ MW, respectively. The solar generator bids 0 \$/MWh in both the energy and regulation markets. For simplicity, we simulated a single bus system.

In the energy market, the mean value of load demand d is shown in Fig. 5, which came from scaling the average demand at ISO New England [22]. The noise added to the energy demand follows the Gaussian distribution $\mathcal{N}(0, \frac{d_t}{100})$. In the one-shot dispatch, the simulation period spans from $t = 5$ to $t = 11$, while the rolling-window simulation covers the entire $24 - T$ period.

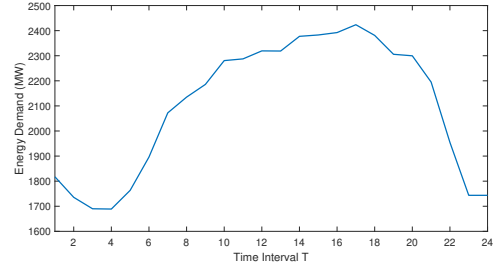


Fig. 5. Energy demand in the simulation.

According to the real-time regulation market results of PJM [23], the required amount of regulation capacities remains stable, while the clear price for regulation capacities exhibits volatility. To simulate such a phenomenon, we set the regulation capacity demand to be constant over time, as shown in Fig. 6. In the figure, positive values represent regulation up requirements, while negative values represent regulation down requirements. Meanwhile, we introduce fluctuations in the maximum output of the solar generator to simulate the volatility of the clearing price for regulation capacity.

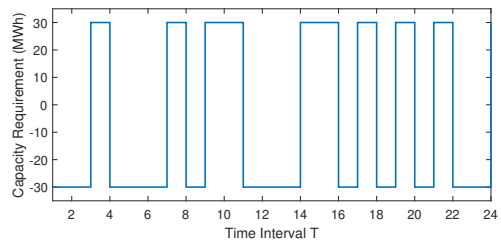


Fig. 6. Regulation capacity demand in the simulation. Positive values on the y-axis represent ξ_t^u , while negative values equal $-\xi_t^d$ for different intervals.

In the simulation, the maximum output of the solar generator varies over time. The mean value of solar output μ for each interval during the $24 - T$ period is illustrated in Fig. 7. The volatility of its power output at time t follows $\mathcal{N}(0, \frac{\mu_t}{1000})$.

H. Energy market simulation

We considered 31 generators with Generator bids $[10:5:160]$ \$/MWh and generation capacities of 30 MW. In this single bus system, we had one storage with the same capacity limit and initial SoC in Sec.V. We took the bidding parameter for storage in the top left of Fig. 2 and multiplied it by

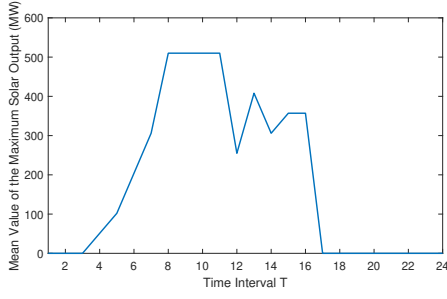


Fig. 7. Mean Value of the Maximum Solar Output.

15 to conduct this simulation. Storage only participated in the energy market in this simulation. We took the 24-hour inelastic demand in Fig. 5 and multiplied all demand by 0.1. We adopted the same random sample generation methods in Sec. VIII-G and simulated 500 scenarios for this section. We scaled the inelastic demand by adding all scenarios with the demand scale factor, and simulation results are shown below in Fig. 8 with the x-axis representing the demand scale factor.

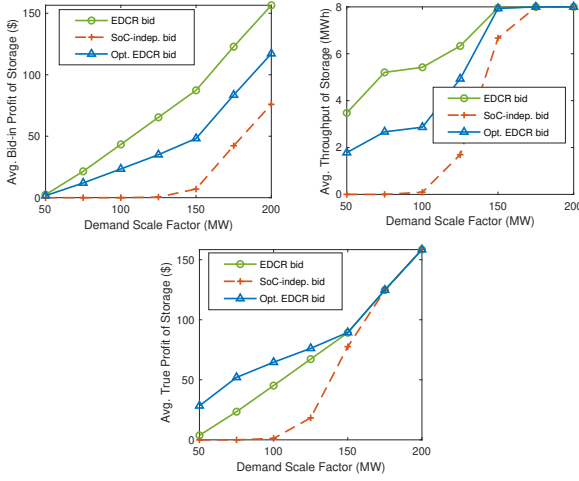


Fig. 8. Simulation results. (Top left: storage throughput; top right: storage bid-in profit).

We drew the same conclusions in the main text simulation section. The storage utilization, bid-in profit, and true profit were higher when submitting the EDCR bids. Storage submitting the Opt. EDCR bid has a higher true profit than the EDCR bid. All metrics for storage increase when the demand scale factor increases because the mean and volatility of LMP increase.