

# Scientific Large Language Models: A Survey on Biological & Chemical Domains

QIANG ZHANG\* and KEYAN DING\*, College of Computer Science and Technology, Zhejiang University, China and Hangzhou Innovation Center, Zhejiang University, China

TIANWEN LYU, XINDA WANG, QINGYU YIN, YIWEN ZHANG, JING YU, YUHAO WANG, XIAOTONG LI, ZHUOYI XIANG, XIANG ZHUANG, ZEYUAN WANG, MING QIN, and MENGYAO ZHANG, College of Computer Science and Technology, Zhejiang University, China

JINLU ZHANG, College of Pharmaceutical Sciences, Zhejiang University, China

JIYU CUI, College of Chemical and Biological Engineering, Zhejiang University, China

RENJUN XU, Center for Data Science, Zhejiang University, China

HONGYANG CHEN, Zhejiang Lab, China

XIAOHUI FAN, College of Pharmaceutical Sciences, Zhejiang University, China

HUABIN XING, College of Chemical and Biological Engineering, Zhejiang University, China and Hangzhou Innovation Center, Zhejiang University, China

HUAJUN CHEN<sup>†</sup>, College of Computer Science and Technology, Zhejiang University, China and Hangzhou Innovation Center, Zhejiang University, China

Large Language Models (LLMs) have emerged as a transformative power in enhancing natural language comprehension, representing a significant stride toward artificial general intelligence. The application of LLMs extends beyond conventional linguistic boundaries, encompassing specialized linguistic systems developed within various scientific disciplines. This growing interest has led to the advent of scientific LLMs, a novel subclass specifically engineered for facilitating scientific discovery. As a burgeoning area in the community of AI for Science, scientific LLMs warrant comprehensive exploration. However, a systematic and up-to-date survey introducing them is currently lacking. In this paper, we endeavor to methodically delineate the concept of “scientific language”, whilst providing a thorough review of the latest advancements in scientific LLMs. Given the expansive realm of scientific disciplines, our analysis adopts a focused lens, concentrating on the biological and chemical domains. This includes an in-depth examination of LLMs for textual knowledge, small molecules, macromolecular proteins, genomic sequences, and their combinations, analyzing them in terms of model architectures, capabilities, datasets, and evaluation. Finally, we critically examine the prevailing challenges and point out promising research directions along with the advances of LLMs. By offering a comprehensive overview of technical developments in this field, this survey aspires to be an invaluable resource for researchers navigating the intricate landscape of scientific LLMs.

CCS Concepts: • **Computing methodologies** → **Natural language processing**; • **Applied computing** → **Computational biology**.

Additional Key Words and Phrases: Scientific domain, large language models, protein, molecule, genome

## ACM Reference Format:

Qiang Zhang, Keyan Ding, Tianwen Lyu, Xinda Wang, Qingyu Yin, Yiwen Zhang, Jing Yu, Yuhao Wang, Xiaotong Li, Zhuoyi Xiang, Xiang Zhuang, Zeyuan Wang, Ming Qin, Mengyao Zhang, Jinlu Zhang, Jiyu Cui, Renjun Xu, Hongyang Chen, Xiaohui Fan, Huabin Xing, and Huajun Chen. 2024. Scientific Large Language Models: A Survey on Biological & Chemical Domains. 1, 1 (January 2024), 75 pages. <https://doi.org/10.1145/nnnnnnnn.nnnnnnnn>

\*Both authors contributed equally to this research. Email to: [qiang.zhang.cs@zju.edu.cn](mailto:qiang.zhang.cs@zju.edu.cn), [dingkeyan@zju.edu.cn](mailto:dingkeyan@zju.edu.cn)

<sup>†</sup>Corresponding author. Email to: [huajunsir@zju.edu.cn](mailto:huajunsir@zju.edu.cn)

## CONTENTS

Abstract	1
Contents	2
1 Introduction	3
2 Background	7
2.1 Formulation of Scientific Languages	7
2.2 Taxonomy of Model Architectures	8
2.3 Pre-training and Fine-tuning	9
2.4 Notions and Terms	10
3 Textual Scientific Large Language Models	12
3.1 Models	12
3.2 Datasets	13
3.3 Evaluation	16
3.4 Summary	18
4 Molecular Large Language Models	19
4.1 Models	19
4.2 Datasets	23
4.3 Evaluation	27
4.4 Summary	30
5 Protein Large Language Models	31
5.1 Models	31
5.2 Datasets	34
5.3 Evaluation	37
5.4 Summary	40
6 Genomic Large Language Models	41
6.1 Models	41
6.2 Datasets	43
6.3 Evaluation	47
6.4 Summary	49
7 Multi-modal Scientific Large Language Models	50
7.1 Models	51
7.2 Datasets	53
7.3 Evaluation	56
7.4 Summary	58
8 Conclusion and Perspective	59
8.1 Critical Challenges	59
8.2 Future Directions	61
References	64

## 1 INTRODUCTION

*“The limits of my language mean the limits of my world.”*

— Ludwig Wittgenstein

Humanity acquires knowledge of the world through perception and cognition, where *natural languages* (i.e., human languages) stand as the quintessential medium for articulating this *world knowledge*. Historically, this plethora of world knowledge has been expressed, chronicled, and disseminated through natural languages. Currently, *Large Language Models* (LLMs) stand as cutting-edge tools in processing natural language and gathering world knowledge. Typically, LLMs refer to those based on Transformer-based architectures with hundreds of millions (or even billions) of trainable parameters, trained on extensive textual corpus [218]. Typical examples include GPT-3 [32], PaLM [47], Galactica [233], LLaMA [239], ChatGLM [288] and Baichuan 2 [14]. They have exhibited strong capacities to understand natural language and address complex tasks (in the manner of text generation), and have incited substantial interest in both academic and industrial domains. The exceptional performance of LLMs sparks hope that they may evolve into Artificial General Intelligence (AGI) in our current era.

Besides natural languages, to encapsulate more specialized *science knowledge*, an assortment of *scientific languages* has been developed, as illustrated in Fig. 1. This encompasses textual expressions in the scientific research domains, mathematical languages to define mathematical formulas, chemical languages such as SMILES that represent molecular structures, and biological languages that describe proteins or genomes, and detail the complex constitution of living organisms. These scientific languages come with their distinct vocabularies, where each term holds a specific meaning that can be completely different from natural languages. For example, the character “C” in English represents the amino acid Cysteine in protein languages [87], while in the SMILES language system, it denotes a Carbon atom [262]. Furthermore, experts in specific domains establish grammatical rules to organize these terms, enabling the construction of sentences with precise semantic functions. For instance, computational chemists create grammatical rules ensuring the accuracy of machine-generated molecules in SELFIES format [128]. After decades of evolution, scientific languages have become invaluable tools, significantly accelerating scientific discoveries. Due to the potential semantic and grammatical differences between scientific and natural languages, existing general LLMs (such as ChatGPT<sup>1</sup> or GPT-4 [190]) often fail to properly deal with scientific data like molecules and proteins [5]. As the well-known Austrian philosopher Ludwig Wittgenstein indicates, “The limits of my language mean the limits of my world.” [202] The world of general LLMs can be limited to natural languages.

To facilitate the understanding of scientific languages, researchers have devised *Scientific Large Language Models* (Sci-LLMs) customized for various scientific domains and disciplines. For instance, molecular language models have been developed to represent molecule structures as a string of atoms and chemical bonds [140]. These models aid in predicting molecular properties [252], designing new drugs [298], and proposing retrosynthesis routes [215]. Similarly, protein language models operate based on sequences of amino acids [30, 205]. They are used to forecast 3D protein structures and functions [149], enhance existing proteins for improved fitness [187], and create new proteins with specific functionalities [184]. As a burgeoning area within the AI-for-Science research, many Sci-LLMs have been proposed with modified architectures, learning methods, training corpus, and evaluation benchmarks and criteria. Despite their notable achievements, these models have mostly been explored within their respective research domains. There is currently a lack of a comprehensive review that unifies these language modeling advancements.

<sup>1</sup><https://chat.openai.com>

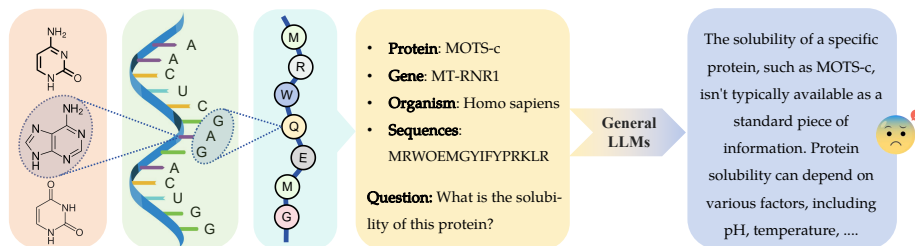


Fig. 1. Illustrations that general LLMs struggle to effectively handle scientific languages, such as molecules, RNA and amino acid sequences in this example.

In this survey, we set out to fill this gap by systematically reviewing the technical advancement of Sci-LLMs with a close reference to general LLMs. Considering the expansive scope of scientific languages, we focus our investigation on biological and chemical languages. Specifically, our examination encompassed molecular languages, protein languages, and genomic languages. In addition to these specialized scientific languages, we recognize the immense scientific knowledge embedded in textbooks, patents, and research papers, composed in natural languages. Consequently, we explore the textual LLMs with an emphasis on scientific knowledge, and more importantly, the multimodal LLMs that encompass various types of scientific languages.

When delving into each language system, we first review the LLM architectures and categorize them into three classes: encoder-only, decoder-only and encoder-decoder. Then we report the model capabilities and summarize the typical downstream tasks that Sci-LLMs can conduct. In terms of model training and evaluation, we collect a bunch of commonly used training corpus and evaluation benchmarks. Finally, we present the proper criteria for discriminative and generative tasks of scientific language modeling.

This survey is confined within specific boundaries. Firstly, we focus on scientific languages, specifically chemical and biological languages. We have excluded languages lacking both universally defined vocabularies and grammatical structures, such as mathematical languages. Secondly, when discussing textual LLMs, our emphasis remains on chemical and biological domain knowledge expressed in natural languages. This choice ensures a consistent and coherent interaction with languages specific to chemistry and biology, such as molecular and protein languages. Thirdly, our technical exploration is primarily confined to Transformer-based language models. We have not included alternative neural architectures like graph neural networks and diffusion models, despite their wide applications in molecule and protein modeling. Fig. 2 describes the research scopes of Sci-LLMs in this survey.

This survey’s distinct boundaries set it apart from other reviews of LLMs and computational modeling for molecules, proteins, and genomes. In contrast to those primarily centered on natural languages [281, 304], our emphasis leans more towards scientific languages. Unlike surveys concentrating solely on molecule [64, 269], protein [23, 105, 241, 246], or genome data [52], we aim to provide a comprehensive view of language models for chemical and biological research. Furthermore, we delve into multimodal LLMs, exploring the interactions between texts and molecule/protein/genome languages. To the best of our knowledge, this nuanced exploration has not been covered in previous surveys. The contributions of the survey can be summarized as follows:

- We offer a comprehensive review of language modeling within scientific domains, encompassing textual, molecular, protein, and genomic languages, emphasizing domain-specific knowledge.
- We provide a detailed summary of existing Sci-LLMs, covering model architectures, capabilities, training data, evaluation benchmarks, and assessment criteria. We also show the evolutionary tree of Sci-LLMs in Fig. 3.

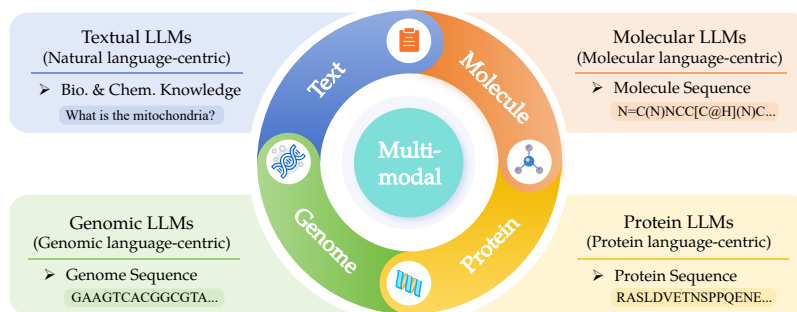


Fig. 2. Research scopes of Scientific Large Language Models (Sci-LLMs) in this survey. We focus on scientific languages (i.e., textual, molecular, protein and genomic languages), as well as their combination (i.e., multimodal language), within the realm of biochemical science.

- We enumerate available resources for Sci-LLMs, open-source and maintain the related materials at <https://github.com/HICAI-ZJU/Scientific-LLM-Survey>, thereby facilitating accessibility for newcomers to the field.
- To our best knowledge, this survey represents the first comprehensive overview of multimodal Sci-LLMs designed to explore the interaction between various scientific languages.

The remainder of this survey is organized as follows: Sec.2 introduces the background of LLMs and formulates relevant concepts. Sec.3, Sec.4, Sec.5, Sec.6 and Sec.7 present Sci-LLMs, including textual, molecular, protein, genomic and multimodal LLMs, respectively. Finally, we analyze the limitations of existing models, pinpoint potential research directions and conclude this survey in Sec.8.

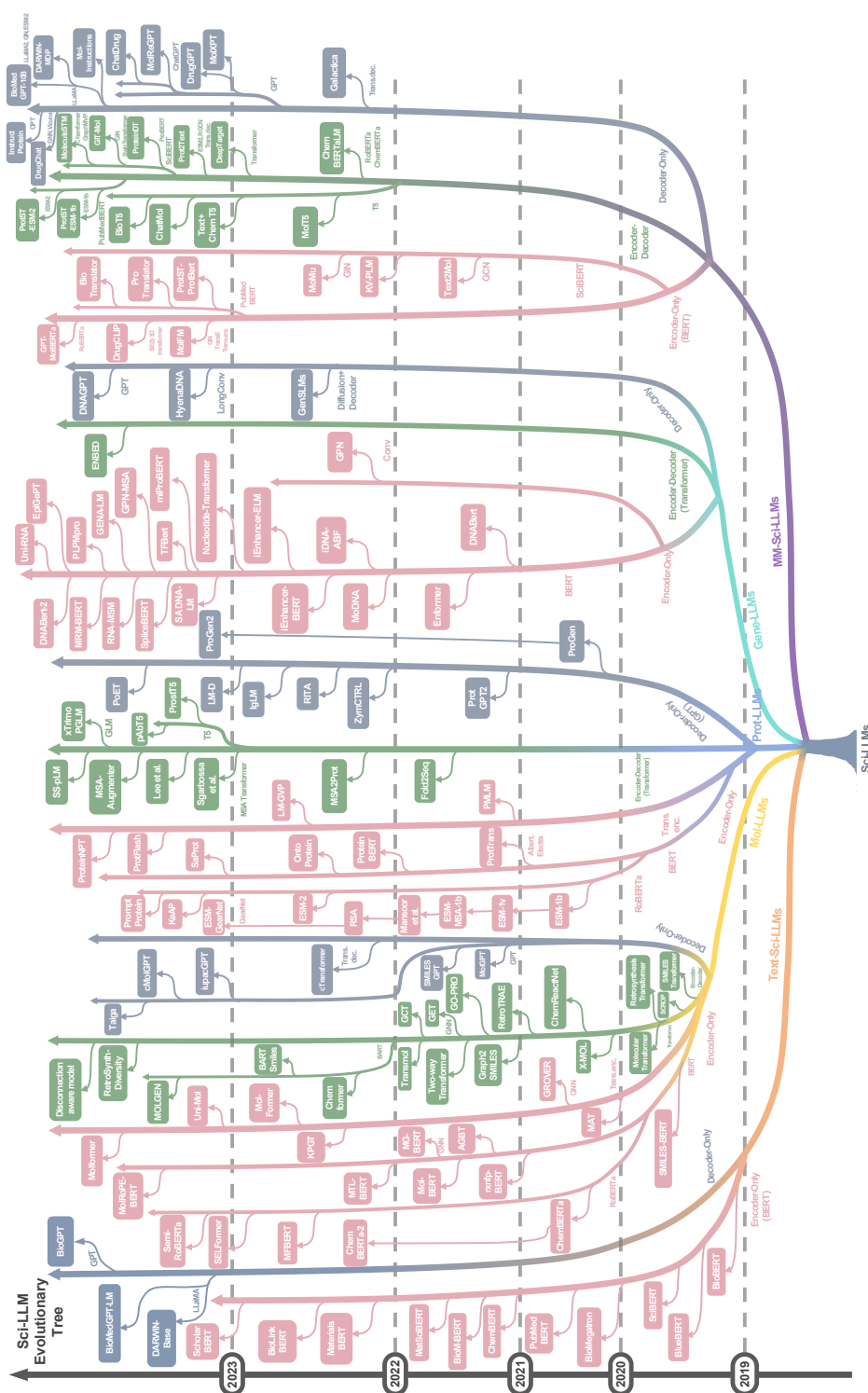


Fig. 3. An evolutionary tree of Sci-LLMs, which consists of five main branches corresponding to the research scopes in this survey. Due to the extensive number of Sci-LLMs, it is not feasible to include all of them in this figure, despite their exceptional quality. For detailed information on the featured models, please refer to Table 1, 3, 5, 7, and 9. Additionally, we will share the source file of this figure and encourage readers to make incremental updates at <https://kdocs.cn/l/cbRA94QwMhmm>.

## 2 BACKGROUND

### 2.1 Formulation of Scientific Languages

Language is a sophisticated system of communication, typically with well-defined vocabulary and grammatical rules [70]. It enables the transmission of intricate semantic information, serving as a remarkable feature that distinguishes humans from animals [133]. One typical language system is the human language, or called natural language, such as English, Chinese and Spanish. In addition to these, there exist non-natural language systems, such as programming languages like Java and Python, and chemical molecule languages like SMILES. Each language system possesses its unique set of vocabulary and grammar, often entirely disparate from others. Consequently, proficiency in one language system does not necessarily equate to proficiency in another [5]. In this survey, we delve into the realm of scientific languages, concentrating not only on domain-specific languages like those of molecules, proteins, and genomes but also on the textual languages that are central to various scientific domains.

**Molecular Language.** The chemical molecule language system encompasses specialized languages utilized to represent molecular structures and compositions in chemistry. A prominent example in chemical molecule language systems is SMILES (Simplified Molecular Input Line Entry System) [262]. It describes molecular structures by encoding atoms, bonds, and connectivity patterns using ASCII strings. For instance, the SMILES notation for Ethanol is "CCO". Each letter represents an atom (e.g., 'C' for carbon, 'O' for oxygen), while special characters denote different bond types (e.g., '-', '=', '#'). SELFIES (Simplified Molecular Input Line Entry System) [128] is a recent molecular language that utilizes a syntax designed with specific rules to represent molecular structures. It employs another set of predefined symbols to encode molecular information. For instance, the SELFIES representation of ethanol is "[C][C][O]". The grammar dictates the rules and syntax for constructing valid representations of molecular structures, and governs how atoms, bonds, and other chemical entities are arranged and connected within the encoded strings. InChI (International Chemical Identifier) [98] is another identifier for chemical substances that provides a machine-readable description of the substance. InChI comprises layers of information that can represent molecular connectivity, hydrogen position, isotope composition, stereochemistry, and electronic charge. The InChI algorithm converts input structural information of molecules into a unique identifier through normalization to remove redundant information, canonicalization to generate a unique number label for each atom, and serialization to produce a string of characters. The International Union of Pure and Applied Chemistry (IUPAC) defines a set of rules that converts chemical structures to natural languages [76].

**Protein Language.** The protein language system is a specialized framework used to represent the primary structures of proteins. It offers a method to encode amino acid sequences, which are the building blocks of proteins, into a structured format that can be interpreted and analyzed computationally. The vocabulary in the protein language system consists of symbols representing the 20 standard amino acids. Each amino acid is denoted by a specific one-letter or three-letter code [87]. For instance, 'A' represents alanine, 'R' represents arginine, and 'L' represents leucine in the one-letter code, while 'ALA' represents alanine, 'ARG' represents arginine, and 'LEU' represents leucine in the three-letter code. In terms of grammatical rules, the protein language system does not have a traditional grammar like natural languages. The protein language system enables scientists to describe and analyze protein structures and functions computationally. It allows for the systematic representation of amino acid sequences, aiding in the understanding of protein characteristics, interactions, and biological roles in various biological processes.

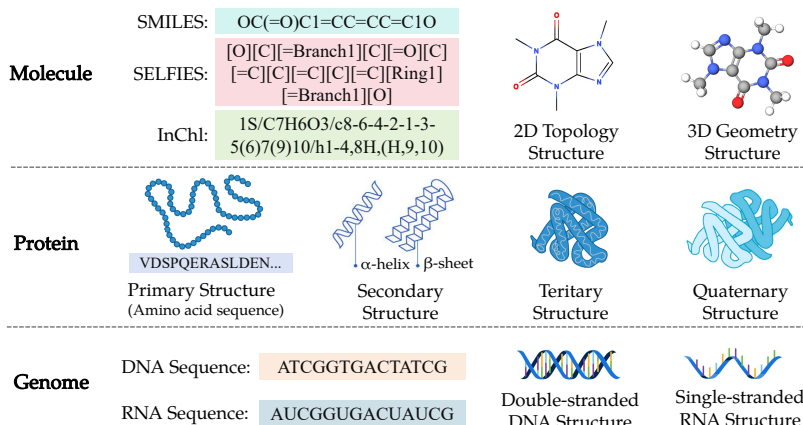


Fig. 4. Illustration of molecular, protein and genomic languages. Molecular languages include SMILES, SELFIES and InChI sequences, and 2D topology and 3D geometry structures. Protein languages consist of primary structure (i.e., amino acid sequence), secondary, tertiary, and quaternary structures (3D). Genomic languages include DNA and RNA sequences/structures. This survey focuses solely on sequence modeling of molecular, protein and genomic languages.

**Genomic Language.** The genomic language system refers to the code used to represent genetic information in living organisms, encompassing both DNA (DeoxyriboNucleic Acid) and RNA (RiboNucleic Acid) [222]. These systems serve as the fundamental languages for encoding genetic instructions and hereditary traits. The vocabulary in the genomic language system includes nucleotide base pairs. In DNA, these are Adenine (A), Thymine (T), Cytosine (C), and Guanine (G). In RNA, thymine is replaced by Uracil (U). Combinations of these bases form the genetic code, representing sequences in genes. Similar to the protein language system, the genomic language does not have a clear set of grammatical rules to organize the tokens in the vocabulary. The genomic language system provides a standardized way to encode and interpret genetic information. It allows scientists to study DNA and RNA sequences, decode genetic instructions, and understand the processes of inheritance, gene expression, and molecular biology.

It is noteworthy that, in addition to the aforementioned sequence-based languages (one-dimensional), alternative forms can be employed to represent molecules, proteins and genomes, such as graphs (two-dimensional) and structures (three-dimensional). However, considering our focus on language modeling with sequences (i.e., LLMs), we have intentionally excluded the models that are solely based on other modalities in this survey.

## 2.2 Taxonomy of Model Architectures

The taxonomy of model architectures in LLMs can be broadly categorized into three types: encoder-only, decoder-only, and encoder-decoder. Each of these architectures serves different purposes and applies to different kinds of tasks.

**Encoder-only.** Encoder-only models are a type of neural network architecture that solely consists of an encoder part without a corresponding decoder. These models are designed to process input data and generate a fixed-size representation or encoding of that data. The encoder processes the input sequence and compresses the information into a latent space or encoding which can be used for various downstream tasks such as classification, clustering, or any other task requiring an understanding of the input data. A common example of an encoder-only model is the BERT [61] (Bidirectional Encoder Representations from Transformers) model which is used in natural language processing tasks



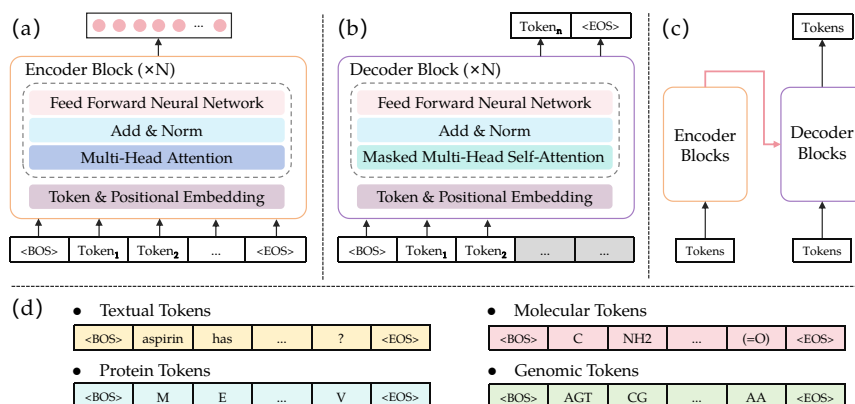


Fig. 5. Illustration of common architectures of Sci-LLMs, including (a) encoder-only, (b) decoder-only, and (c) encoder&decoder-based models, with (d) representing the tokens of scientific languages.

to generate meaningful representations of text data. In the context of protein, encoder-only models can be employed to learn representations of protein sequences which can then be used for various bioinformatics tasks.

**Decoder-only.** Decoder-only models are neural network architectures that consist solely of a decoder part without a corresponding encoder. These models are typically used for generating sequences or other forms of output data based on given inputs. Unlike encoder-only models, which aim to create a compact representation of the input data, decoder-only models focus on generating or expanding information, often based on a given seed input or condition. A well-known example of a decoder-only model is the Generative Pre-trained Transformer (GPT [189]) series, which is designed to generate text sequences based on provided prompts or initial text fragments. In the field of genomics, decoder-only models could be used for tasks like sequence generation, prediction of missing or subsequent data based on given sequence fragments, or other generative tasks.

**Encoder-decoder.** Encoder-decoder models are a class of neural network architectures that are particularly powerful in tasks involving sequence-to-sequence transformations. These models consist of two primary components: an encoder and a decoder. The encoder’s function is to process the input data and compress it into a context-rich representation, often referred to as the context vector or encoded state. The decoder, on the other hand, takes the encoded representation and generates the output sequence. A distinguished example is the Text-to-Text Transfer Transformer (T5 [200]), which proposes a unified framework that converts all of natural language processing tasks into a sequence-to-sequence format. The separation of the encoding and decoding processes enables the model to specialize in understanding and generating sequences, making it ideal for various downstream tasks, such as molecule captioning, editing and summarization.

### 2.3 Pre-training and Fine-tuning

The training of LLMs, particularly those designed for the scientific domain, typically involves a two-stage process: pre-training and fine-tuning.

**Pre-training.** During the pre-training phase, the model is exposed to a vast and diverse corpus of natural and scientific language. For instance, in the natural language-based Sci-LLMs, this corpus may be heavily weighted toward scientific literature, including research papers, academic journals, and technical documents, to imbue the model with a strong grasp of scientific terminology and concepts. The objective function of pre-training is dependent on the chosen model

architectures. For example, Sci-LLMs based on BERT [61] often employ masked language modeling, where the goal is to predict the original identity of these masked tokens. This approach allows Sci-LLMs to learn a bidirectional representation of language by considering the contextual information from both sides of the masked token. For Sci-LLMs based on GPT [189], the objective can be causal (or autoregressive) language modeling, which predicts the next token given all the previous tokens.

**Fine-tuning.** The fine-tuning process is crucial for adapting pre-trained language models to specific tasks, such as function prediction and targeted sequence generation. During this stage, Sci-LLMs are fine-tuned with varying objectives and datasets that contain labels. The choice of objective functions also relies on model architectures and specific downstream tasks at hand. For instance, in the chemical reaction classification task, the fine-tuning dataset would consist of reaction samples annotated with type labels, and the optimization objective is to minimize the cross-entropy between the output and ground-truth. For generation tasks, the fine-tuning datasets typically comprise textual instruction data, consisting of pairs of input instructions and corresponding outputs that guide the model to comprehend specific tasks. The instruction data can be sourced from the benchmarks listed in Table 2, or generated from the scientific corpora as described in DARWIN [271]. In this context, the objective of instruction fine-tuning could be causal language modeling, which is often used in GPT-based Sci-LLMs.

It should be noted that the pipeline of training in Sci-LLMs (including textual, molecular, protein, genomic and multimodal) is consistent with that of general LLMs; therefore, we will not cover the training part (except for training datasets) in their respective chapters.

## 2.4 Notions and Terms

In this subsection, we clarify the key concepts that will be utilized throughout our discussion. We will not define the terminology like Transformer and pretraining as we assume the readers have a preliminary knowledge of LLMs.

**Language.** Language is a sophisticated system of communication with well-defined vocabulary and grammatical rules. It includes natural languages like English, used by humans, and non-natural languages such as programming languages crafted by computer scientists, SMILES notation used in chemistry, and amino acid sequences in biology.

**Scientific Language.** Scientific Language is a specialized subset of language, crafted specifically to articulate scientific knowledge. In the context of this survey, we define scientific languages in two broad categories: one, as textual language that is focused on various science domains; and two, as domain-specific languages, which include the languages of molecules, proteins, and genomes. This bifurcation helps in understanding both the general and specialized aspects of language used in scientific discourse and research.

**Large Language Models (LLMs).** LLMs are large-scale neural networks with millions or even billions of trainable parameters, typically based on the Transformer architectures. These models are pre-trained with vast amounts of language data, enabling them to exhibit proficiency in comprehending, generating, and translating natural language.

**Scientific Large Language Models (Sci-LLMs).** Sci-LLMs are a collective term of LLMs designed to understand, interpret, and generate scientific languages. In this survey, Sci-LLMs include textual, molecular, protein, genomic, and multimodal scientific LLMs.

**Textual Scientific Large Language Models (Text-Sci-LLMs).** Text-Sci-LLMs are a category of LLMs that are specifically trained on vast amounts of textual scientific data. These models excel in understanding, generating, and interacting with human language in its written form.

**Molecular Large Language Models (Mol-LLMs).** Mol-LLMs are specialized LLMs trained on molecular data, allowing them to understand and predict chemical properties and behaviors of molecules. This distinctive expertise renders them invaluable tools in drug discovery, materials science, and understanding complex chemical interactions.

**Protein Large Language Models (Prot-LLMs).** Prot-LLMs are trained specifically on protein-related data, including amino acid sequences, protein folding patterns, and other biological data relevant to proteins. Consequently, they possess the capability to accurately predict protein structures, functions, and interactions.

**Genomic Large Language Models (Gene-LLMs).** Gene-LLMs, with a primary focus on genomic data, are trained to understand and predict aspects of genetics and genomics. They can be used to analyze DNA sequences, understand genetic variations, and assist in genetic research endeavors such as identifying genetic markers for diseases or understanding evolutionary biology.

**Multimodal Scientific Large Language Models (MM-Sci-LLMs).** MM-Sci-LLMs are the most advanced and versatile models, capable of processing and integrating multiple types of scientific data. They can handle text, molecules, proteins, and more, making them suitable for complex scientific research that spans different data types. This capability makes them invaluable in interdisciplinary research areas, where they can synthesize knowledge from various scientific domains to provide comprehensive insights.

### 3 TEXTUAL SCIENTIFIC LARGE LANGUAGE MODELS

In this section, we aim to explore and delve into scientific large language models specifically trained using textual corpora (i.e., Text-Sci-LLMs), particularly emphasizing their acquisition of chemical and biological knowledge. We will briefly review the existing Text-Sci-LLMs and examine their capabilities, the employed datasets, as well as the evaluation approach. The overview of this section is shown in Figure 6.

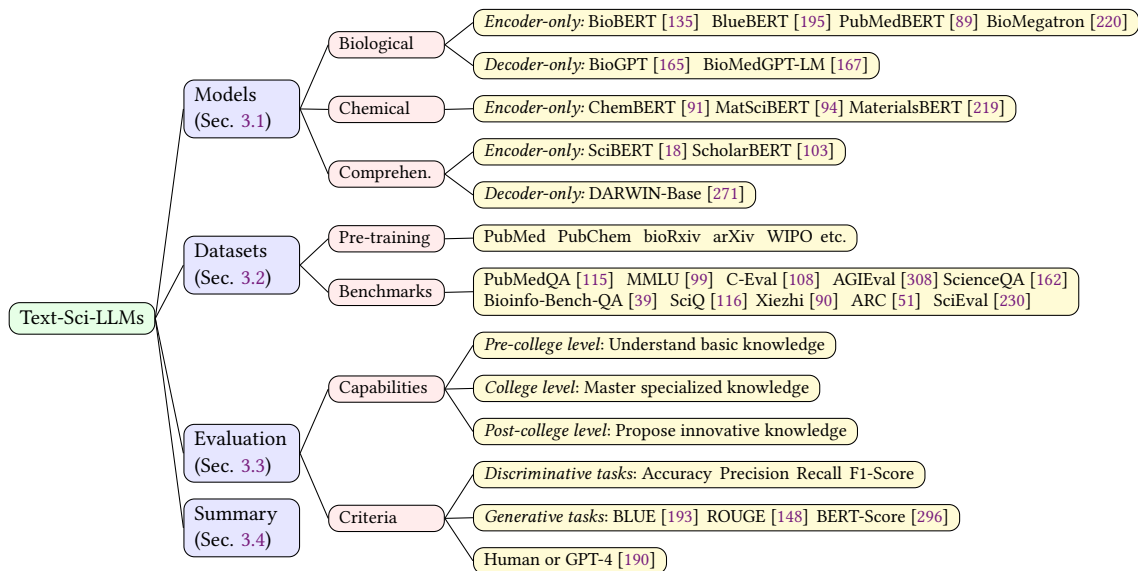


Fig. 6. Chapter overview of Text-Sci-LLMs.

#### 3.1 Models

To provide a clear overview of Text-Sci-LLMs, we divide them into three distinct categories: biological, chemical, and comprehensive, based on the specific scientific domains they focus on. Table 1 shows the summary of Text-Sci-LLMs.

**Biological Domain.** Large language models trained on extensive biological corpora, such as BERT [61] and its variations with the encoder-only LLM architecture, have demonstrated significant potential in Natural Language Processing (NLP) tasks within biology. BioBert [134], BioMegatron [220], PubMedBERT [89], BioM-BERT [6] and LinkBERT [284] initially trained on broad corpora like Wikipedia and textbooks and then fine-tuned on specific biological NLP tasks, showcase their significant improvements in various downstream tasks such as biological terminology understanding, named entity recognition, text similarity, and relation extraction. BlueBERT [195] presented a thorough empirical study on the efficacy of multi-task learning on BERT-based models for biomedical texts. Since the encoder-only models lack the capability of textual information generation, GPT and its variants [32, 197, 198] with a decoder-only architecture have emerged as dominant players in the field of biological NLP. BioGPT [165], an extension of GPT-2 [199], has been extensively pretrained on biomedical literature, showcasing remarkable performance in relation extraction and question answering. Moreover, it demonstrates the ability to generate coherent and fluent descriptions within the biomedical context. BioMedGPT-LM [167], which is incrementally pretrained on LLaMA2 [240], enabling the comprehensive understanding of various biological modalities and aligning them with natural language.

Table 1. Summary of Text-Sci-LLMs

Domain	Model	Time	#Parameters	Base model	Pretraining dataset	Open-source
Biology	BioBERT [135]	2019.05	117M	BERT	PubMed, PMC	✓
	BlueBERT [195]	2019.07	117M	BERT	PubMed	✓
	BioMegatron [220]	2020.10	345M-1.2B	BERT	PubMed, PMC	✓
	PubMedBERT [89]	2020.10	117M	BERT	PubMed	×
	BioM-BERT[6]	2021.06	235M	BERT	PubMed, PMC	✓
	BioLinkBERT[284]	2022.03	110M, 340M	BERT	PubMed	✓
	BioGPT [165]	2023.03	347M	GPT	PubMed	✓
	BioMedGPT-LM [167]	2023.08	7B	LLaMA	PMC, arXiv, WIPO	✓
Chemistry	ChemBERT [91]	2021.06	120M	BERT	Chemical journals	✓
	MatSciBERT [94]	2021.09	117M	BERT	Elsevier journals	✓
	MaterialsBERT [219]	2022.09	-	BERT	Material journals	✓
Comprehensive	SciBERT [18]	2019.09	117M	BERT	Semantic Scholar	✓
	ScholarBERT [103]	2023.05	340M, 770M	BERT	Wiki, Books, etc.	✓
	DARWIN-Base [271]	2023.08	7B	LLaMA	SciQ, Web of Science	✓

**Chemical Domain.** In the realm of chemistry, natural language is commonly used to express various attributes and discoveries related to compounds and chemical reactions, making LLMs well-suited for comprehending and reasoning about chemical information [29]. Built upon the BERT architecture, ChemBERT [91] was pretrained on an extensive dataset comprising 200,000 chemical journal articles. This model is tailored for automated chemical reaction extraction from chemical literatures, employing Masked Language Modeling (MLM) for pretraining and fine-tuning for chemical NLP tasks. MatSciBERT [94] and MaterialsBERT [219] are materials science-specific models, trained on a large corpus of material literature, and show cutting-edge performance in extracting material property information. It is worth noting that many works utilized ChatGPT [192] or GPT-4 [190] to extract valuable chemical information from literature, such as synthesis conditions and compound properties. For example, Zheng *et al.* [307] demonstrated the potential of ChatGPT for text mining and prediction of MOF Synthesis. ChemCrow [28] augmented the performance of ChatGPT in chemistry by incorporating 13 expert-designed tools, specifically tailored for accomplishing tasks related to organic synthesis, drug discovery, and materials design.

**Comprehensive Domain.** This part introduces general Text-Sci-LLMs, which span diverse domains including biology, chemistry, and other scientific disciplines. SciBERT [18] is built upon the BERT architecture and utilizes unsupervised pretraining on a vast corpus of scientific publications to improve performance on downstream scientific NLP tasks. ScholarBERT [103] is a series of BERT-based scientific language models trained on a substantial and diverse scientific corpus spanning domains including life sciences, biomedicine and physical sciences. DARWIN-Base [271], based on a decoder-only architecture, is trained on a massive corpus from various scientific texts and knowledge bases. Notably, it was fine-tuned with instruction data from the SciQ [263] dataset and additional question-answer pairs, exhibiting proficiency in tasks that require extensive scientific knowledge. We emphasize that, although the general LLMs such as ChatGPT [192], GPT4 [190] and Gemini [235] encompass a wealth of scientific knowledge, they are not tailored for Sci-LLMs, and therefore do not fall under the category of general Text-Sci-LLMs.

### 3.2 Datasets

According to the availability of annotations, datasets can be categorized into two types: unlabeled data and labeled data. The former is often used for self-supervised pre-training, while the latter is utilized for supervised fine-tuning or model evaluation.

**Pre-training Datasets.** In Text-Sci-LLMs, the pre-training corpora are mainly sourced from various scientific articles. We list several widely-used data sources as follows.

- PubMed<sup>2</sup> is a free and open-access database in the field of biomedical and life sciences, which contains more than 32 million citations and abstracts of biomedical literature. It is managed by the National Center for Biotechnology Information (NCBI) at the U.S. National Library of Medicine.
- PubMed Central (PMC)<sup>3</sup> is a free full-text archive of biomedical and life sciences journals, which has an extensive collection of over 8 million articles. It can be seen as a complementary resource to PubMed, focusing on the storage and free accessibility of full-text papers.
- PubChem<sup>4</sup> is a database of chemical molecules and their activities against biological assays. This database includes information on chemical structures, identifiers, chemical and physical properties, biological activities, patents, health, safety, toxicity data, and more.
- bioRxiv<sup>5</sup> is an open-access preprint repository for biological sciences, which contains over 2 million full-text papers. This repository covers a wide range of topics in biology, including genetics, neuroscience, bioinformatics, and ecology.
- arXiv<sup>6</sup> is an online repository that provides open access to over 2 million scholarly articles in various disciplines including physics, mathematics, computer science, quantitative biology, quantitative finance, statistics, electrical engineering and systems science, and economics.
- Semantic Scholar<sup>7</sup> is an advanced, free, AI-powered research tool for scientific literature that provides access to 200 million academic papers sourced from publisher partnerships, data providers, and web crawls.
- World Intellectual Property Organization (WIPO)<sup>8</sup> serves as a global forum for intellectual property services, policy, information, and cooperation. It maintains an extensive database of patent information that can be accessed by researchers and inventors around the world.
- Web of Science<sup>9</sup> is a paid-access platform that offers access to diverse databases containing reference and citation data from academic journals, conference proceedings, and other scholarly documents across multiple academic disciplines.

**Benchmarks.** We curate a collection of benchmarks for Text-Sci-LLMs, as presented in Table 2. These benchmarks include multiple subsets that can be utilized to evaluate LLMs’ abilities in grasping scientific knowledge at different levels within the biological, chemical and comprehensive domains.

- **MMLU** (Massive Multitask Language Understanding) [99]. MMLU offers a detailed and challenging benchmark that tests the comprehension and problem-solving capabilities of LLMs across a wide spectrum of tasks and subjects. Specifically, it covers 57 subjects, including STEM (Science, Technology, Engineering, Mathematics), humanities, social sciences, and other fields. Moreover, it ranges in difficulty from elementary to advanced professional levels. We can single out the subjects of biology and chemistry at the high school and college levels to evaluate Text-Sci-LLMs.

<sup>2</sup><https://pubmed.ncbi.nlm.nih.gov/>

<sup>3</sup><https://www.ncbi.nlm.nih.gov/pmc/>

<sup>4</sup><https://pubchem.ncbi.nlm.nih.gov/>

<sup>5</sup><https://www.biorxiv.org/>

<sup>6</sup><https://arxiv.org/>

<sup>7</sup><https://www.semanticscholar.org/>

<sup>8</sup><https://www.wipo.int/>

<sup>9</sup><https://www.webofscience.com>

- **C-Eval** [108]. C-Eval consists of 13,948 multi-choice questions spanning 52 diverse disciplines and four difficulty levels: middle school, high school, college, and professional level. In terms of scientific domains of interest, C-Eval covers the knowledge of chemistry and biology from middle school to undergraduate levels.
- **AGIEval** [308]. AGIEval is derived from rigorous and authoritative human-centric examinations, such as college entrance exams and professional certification tests. These exams ensure a robust and standardized evaluation of language models. AGI encompasses knowledge at both the pre-college and college levels. However, in the specific domains of biology and chemistry, its scope is limited to pre-college level knowledge.
- **ScienceQA** [162]. ScienceQA is a benchmark designed to evaluate the ability and interpretability of LLMs in answering multimodal multiple-choice science questions. It consists of ~21k questions covering diverse science topics, including biology and chemistry, as well as other scientific fields.
- **Xiezhi** [90]. Xiezhi is a comprehensive evaluation suite for LLMs. It consists of 249,587 multi-choice questions spanning 516 diverse disciplines, which is sourced from a variety of examinations, including those conducted at the elementary school level, middle school entrance evaluations, college entrance assessments, undergraduate examinations, graduate entrance tests, and adult education exams. Xiezhi encompasses a wide range of scientific subjects, including physics, chemistry, geography, mathematics, physics, biology, medicine, providing over 30k data.
- **SciEval** [230]. SciEval consists of 18,000 challenging scientific questions across chemistry, physics, and biology, assessing LLMs' capabilities in basic knowledge, knowledge application, scientific calculation, and research ability. It combines objective and subjective questions and dynamically generates data based on basic scientific principles.
- **Bioinfo-Bench-QA** [39]. Bioinfo-Bench-QA focuses on evaluating the advanced abilities of foundational models within the context of bioinformatics. It includes 1,500 multiple-choice questions generated by ChatGPT using authoritative bioinformatics literature.
- **BLURB** [89] focuses on PubMed-based biomedical applications, encompassing a comprehensive compilation of publicly available datasets for various biomedical NLP tasks. These tasks span diverse domains such as named entity recognition, evidence-based medical information extraction, relation extraction, sentence similarity, document classification, and question answering.
- **PubMedQA** [115]. PubMedQA is a biomedical Question-Answering (QA) dataset collected from PubMed, which has 1k expert-annotated, 61.2k unlabeled and 211.3k artificially generated QA instances.
- **ARC** [51]. ARC is comprised of 7,787 questions in the field of natural science, specifically questions that were created for standardized tests. ARC has been divided into two sets: the Challenge Set (consisting of 2,590 questions) and the Easy Set (consisting of 5,197 questions), corresponding to the proposed pre-college and college levels, respectively.
- **SciQ** [116]. SciQ comprises a collection of 13,679 science exam questions on various subjects such as Chemistry, Biology, and more. These questions are presented in a multiple-choice format, offering four answer options for each question. To enhance understanding and knowledge, the majority of the questions are accompanied by an additional paragraph that provides supporting evidence for the correct answer.

Table 2. Summary of the benchmarks for Text-Sci-LLMs

Dataset	Time	Subset	#Item	Domain	Type	Capability	Language
MMLU [99]	2020.09	High-school-biology	344	Biology	Multiple choice	Pre-college	English
		High-school-chemistry	227	Chemistry		Pre-college	
		College-biology	162	Biology		College	
		College-chemistry	110	Chemistry		College	
C-Eval [108]	2023.05	Mid-school-biology	218	Biology	Multiple choice	Pre-college	Chinese
		Mid-school-chemistry	210	Chemistry		Pre-college	
		High-school-biology	199	Biology		Pre-college	
		High-school-chemistry	196	Chemistry		Pre-college	
		College-chemistry	253	Chemistry		College	
AGIEval [308]	2023.04	Gaokao-biology	210	Biology	Multiple choice	Pre-college	Chinese
		Gaokao-chemistry	207	Chemistry			
ScienceQA [162]	2022.09	Natural-science-biology	4098	Biology	Multiple choice / QA	Pre-college	English
		Natural-science-chemistry	1194	Chemistry			
XieZhi [90]	2023.06	Science-biology	2831	Biology	Multiple choice	Mixed	Both
		Science-chemistry	399	Chemistry			
SciEval [230]	2023.08	Basic-biology	2142	Biology	Multiple choice / QA	Mixed	English
		Knowledge-biology	1369	Biology			
		Calculation-biology	299	Biology			
		Research-biology	995	Biology			
		Basic-chemistry	2909	Chemistry			
		Knowledge-chemistry	1700	Chemistry			
		Calculation-chemistry	3396	Chemistry			
Bioinfo-Bench-QA [39]	2023.10	-	150	Biology	Multiple choice	Post-college	English
BLURB [89]	2020.07	-	648k	Biology	Multiple NLP tasks	Mixed	
PubMedQA [115]	2019.09	-	273.2k	Biology	True or false	College	
ARC [51]	2018.03	-	7.78k	Natural Science	Multiple choice	Pre-college	
SciQ [116]	2017.07	-	13.7k	Natural Science	Multiple choice	Mixed	

### 3.3 Evaluation

**Capabilities.** The evaluation of LLMs is often structured around Bloom’s taxonomy [81, 127], which outlines six cognitive levels of educational learning objectives: Remember, Understand, Apply, Analyze, Evaluate and Create. More recently, SciEval [230] has suggested assessing scientific LLMs across four dimensions: basic knowledge, knowledge application, scientific calculation, and research ability. Each dimension aligns with one or more cognitive levels in Bloom’s taxonomy. While these frameworks offer cognitive and research perspectives, our focus is to gauge the depth of knowledge grasped by LLMs, ideally comparable to human comprehension. Therefore, this survey adopts an approach (named KnowEval) that categorizes the capabilities of Text-Sci-LLMs based on the complexity of scientific knowledge, differentiating between Pre-college, College, and Post-college levels, as illustrated in Fig. 7.

- **Pre-college Level.** Scientific knowledge at the pre-college level primarily focuses on fundamental concepts, principles, and theoretical frameworks, serving as a foundation for further comprehensive study and research in scientific disciplines. This predominantly textual knowledge is readily accessible across various corpora, making it easily comprehensible for LLMs. We refer to the understanding of basic knowledge as the pre-college level of LLMs, which corresponds to the Remember and Understand levels in Bloom’s taxonomy and the basic knowledge in SciEval. Some evaluation benchmarks such as MMLU [99] and C-Eval [108] involve assessing pre-college level’s knowledge.



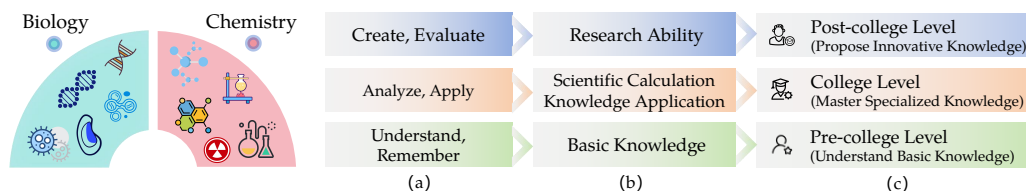


Fig. 7. Comparison of evaluation principle in (a) SciEval, (b) Bloom, and (c) KnowEval (this survey).

- College Level.** Scientific knowledge at the college level is typically more specialized, abstract, and necessitates logical reasoning and proof rather than mere memorization. It undergoes frequent updates aligned with scientific and industrial advancements, posing a challenge for LLMs to grasp and adapt to these continual changes. The master of specialized knowledge is designated as the college level of LLMs, which typically aligns with the Apply and Analyze levels in Bloom's taxonomy, as well as the knowledge application and the scientific calculation in SciEval. Most evaluation benchmarks such as PubMedQA [115] and SciQ [116] focus on this level.
- Post-college Level.** At this level, LLMs need to not only master up-to-date knowledge but also create innovative ideas. The ability to answer questions goes beyond multiple-choice, true/false, and short-answer formats. It also requires the capability to address generative questions, such as summarizing technological advancements and designing novel experimental schemes. This post-college level aligns with the Evaluate and Create levels in Bloom's taxonomy and the research ability in SciEval. A subset in the SciEval dataset [230] is one of the few benchmarks that can reflect such capabilities of LLMs.

**Evaluation Metric.** To quantitatively measure the performance of Text-Sci-LLMs, one can utilize the standard metrics commonly employed in the field of machine learning. These include Accuracy, Precision, Recall, and F1-score, which are particularly well-suited for discriminative tasks such as multiple choice and judgment questions. For generative tasks such as question-answering, it is evaluated by measuring the similarity of the LLM's output and the ground-truth. These similarity metrics include (but not limited to):

- BLEU** (Bilingual Evaluation Understudy) [193] is a popular metric for evaluating machine translation. BLEU gives a score between 0 and 1 (often expressed as a percentage), where higher scores indicate better translation quality. However, It does not account for the semantic meaning of words and can sometimes rate unnatural translations highly if they have a high n-gram overlap with the reference.
- ROUGE** (Recall-Oriented Understudy for Gisting Evaluation) [148] is primarily used to evaluate automatic text summarization and machine translation. It compares the overlap of n-grams, word sequences, and word pairs between the generated text and a set of reference texts. Higher ROUGE scores signify stronger alignment between the automatic summary and the reference summaries.
- BERT-Score** [296] leverages the contextual embeddings from BERT to evaluate the quality of text generation. It compares the similarity of BERT embeddings between the generated candidate and reference texts. BERT-Score addresses some limitations of BLEU and ROUGE, as it considers the context and semantic meaning of words, leading to a potentially more accurate assessment of text generation quality.

When the ground-truth is absent, one could sort to experts or strong agents like GPT-4 [190] for assessing LLMs. Human evaluation plays a pivotal role in assessing the quality and accuracy of model-generated results, as it closely

aligns with real-world application scenarios and provides comprehensive and precise feedback. However, due to extensive human involvement, this process is time-consuming and labor-intensive. Therefore, there is a growing tendency that employ GPT-4 as a "judge" to evaluate different models [33]. Overall, these metrics are often used complementarily in various NLP tasks to provide a comprehensive evaluation of LLMs.

### 3.4 Summary

This section focuses on Sci-LLMs trained with textual scientific corpora, particularly those acquiring extensive chemical and biological knowledge. We carefully review the existing Text-Sci-LLMs, their datasets, and evaluation methods. One can conclude that the development of Text-Sci-LLMs is built upon the advancements of general LLMs, with the key difference being the incorporation of more domain-specific corpora during training and a greater emphasis on evaluating the accuracy of scientific knowledge. However, in contrast to the proliferation of LLMs focused on general domains, the number of Text-Sci-LLMs remains limited. Additionally, there are few benchmarks for evaluating LLMs at the post-college level which is a crucial capability for advanced scientific research.

## 4 MOLECULAR LARGE LANGUAGE MODELS

Large language models have shown great potential in accelerating chemical molecular discovery. In this section, we provide a review of LLMs trained in molecular language (Mol-LLMs), including insights into their model architectures, capabilities, utilized datasets, and evaluation criteria. The overview of this section is shown in Figure 8.

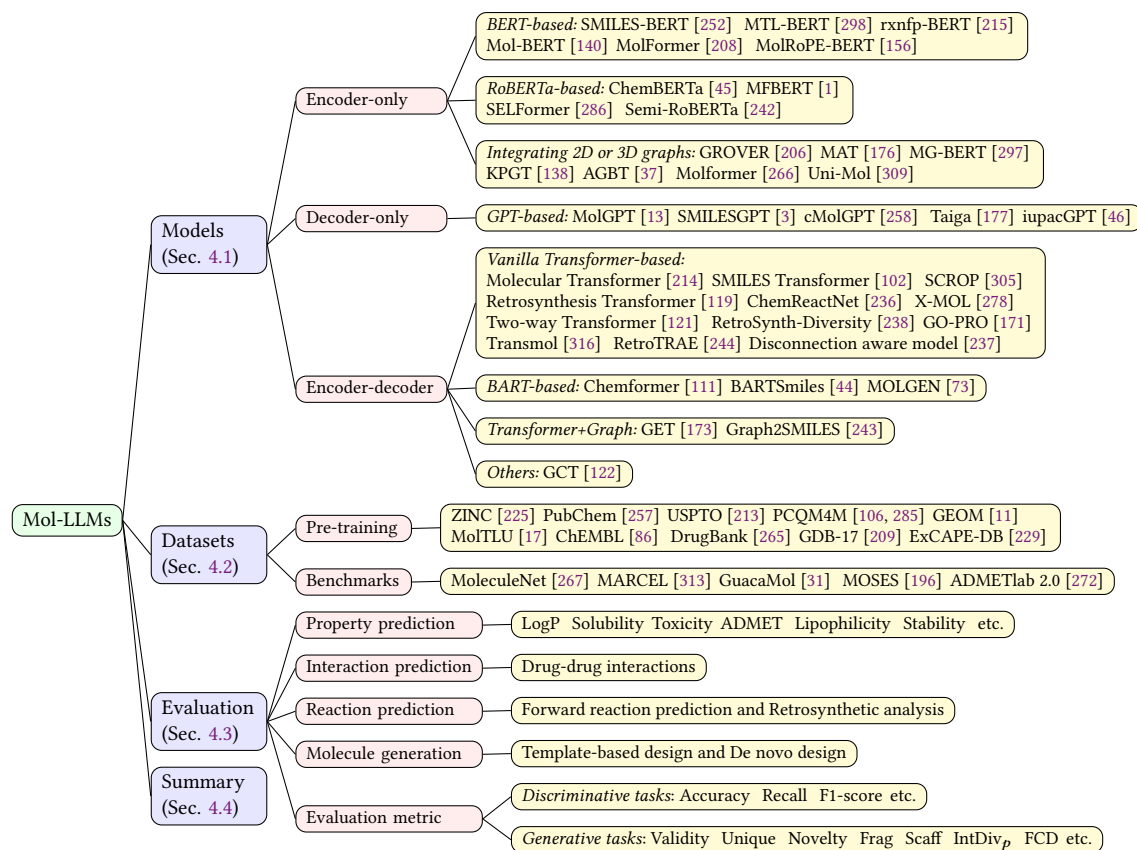


Fig. 8. Chapter overview of Mol-LLMs.

### 4.1 Models

As Transformer [249] can effectively model sequential data, numerous Transformer-based Mol-LLMs have been proposed for predicting molecular properties and structures. Here we categorize Mol-LLMs into three distinct types based on their specific architectures: encoder-only, decoder-only, and encoder-decoder models, as shown in Table 3.

#### 4.1.1 Encoder-only Models.

Encoder-only models focus on understanding and interpreting the input molecules, making them well-suited for tasks that require a deep comprehension of molecular structures and properties. A typical example is SMILES-BERT [252] that leverages the BERT architecture to interpret SMILES representations of molecules. It undergoes pre-training on

an extensive dataset of unlabeled data through masked SMILES recovery tasks, enabling it to learn nuanced patterns and relationships within molecular structures. Nevertheless, the fine-tuning phase for individual downstream tasks is inefficient. MTL-BERT [298] mitigates this limitation by employing a multitask learning framework, which substantially increases the accuracy of predictions for multiple molecular properties. The rxnfp-BERT [215] model draws on the principles of BERT to process and learn from chemical reactions. It is designed to generate reaction fingerprints, which are representations of chemical reactions used for various predictive tasks. However, these models predominantly concentrate on contextual information in molecular sequences while giving less attention to molecular substructures, such as functional groups. Mol-BERT [140] extracts atomic-level and substructural features centered on the current atom. MolFormer [208] further enhances this approach by integrating relative position encoding and rotational position embedding, thereby facilitating the comprehension of spatial relationships between atoms in a molecule. MolRoPE-BERT [156] augments this method by employing Rotary Position Embedding (RoPE) to efficiently encode positional information in SMILES, aiming to provide a more robust understanding of molecules.

RoBERTa [155], building upon the BERT’s framework, introduces dynamic token masking for varied learning and eliminates the next sentence prediction task to better learn long-range dependencies. These enhancements address BERT’s limitations and elevate RoBERTa’s performance across diverse NLP tasks, making it suitable for specialized applications like molecular modeling. A variety of models have been built upon the RoBERTa framework, including chemBERTa [45], chemBERTa-2 [4], MFBERT [1], SELformer [286] and semi-RoBERTa [242]. MFBERT and semi-RoBERTa both use SMILES sequences as their input, crafting simple molecular representations. MFBERT [1] employs distributed training and a data-driven approach, focusing on generating targeted molecular fingerprints using SMILES sequences. It uses a sentence-piece tokenization model, ensuring robust and accurate molecular representations. Meanwhile, semi-RoBERTa [242], uses SMILES inputs to capitalize on 3D compound structures.

Although SMILES is commonly used for molecular representation, it poses challenges in terms of validity and robustness. To address these issues, SELFIES can be an alternative to SMILES. As a molecular notation system, SELFIES [128] represents organic molecules in an accessible string format with a recursive syntax, enabling self-referencing to enhance both the accuracy and computational efficiency of representations. ChemBERTa [45] adopts a broader approach, processing both SMILES and SELFIES inputs. This model delves into the effects of size, tokenizer types, and string representations, employing Byte-Pair Encoding (BPE) to manage these varied inputs. ChemBERTa-2 [4] further integrates multi-task regression and larger datasets, thereby augmenting its proficiency in molecular property analysis.

The above BERT-based models integrate a vast amount of unlabeled molecular data through a self-supervised learning strategy, but they are based on the sequential format of molecule SMILES or SELFIES, overlooking crucial graph structures and three-dimensional (3D) chemical information. The oversight of graph structures can be effectively addressed by integrating graphs with Transformers, such as GROVER [206], MAT [176], MG-BERT [297], and KPGT [138]. For example, MG-BERT [297] combines GNN’s local message passing with BERT’s architecture, enhancing molecular feature extraction and utilizing a unique pretraining strategy involving atom masking. Certainly, GNNs alone can deal with molecule graph structures, and representative works include KCL [74], KANO [75], GS-Meta [315], and iMoLD [314]. Moreover, several approaches have been employed to model 3D molecules, including AGBT [37], Molformer [266], and Uni-mol [309], and DeepSorption [58], showcasing the evolution and diversification of computational methods for molecular modeling. For example, DeepSorption leverages a SE(3)-equivalent Transformer to effectively model the 3D structures of molecular crystals, leading to accurate prediction of gas adsorption. Graph and 3D structure-based molecular representation learning is out the scope of this survey and we refer interested readers to the surveys [93, 269].

Table 3. Summary of Mol-LLMs

	Model	Time	#Parameters	Base model	Pre-training Dataset	Capability	Open-source
Encoder-only	SMILES-BERT [252]	2019.09	-	BERT	ZINC	Prop. pred.	✓
	MAT [176]	2020.02	-	Trans. enc.	ZINC-15	Prop. pred.	✓
	ChemBERTa [45]	2020.10	-	RoBERTa	PubChem	Prop. pred.	✓
	GROVER [206]	2020.10	48/100M	Trans. enc.+GNN	ZINC-15, ChEMBL	Prop. pred.	✓
	rxnfp-BERT [215]	2021.01	-	BERT	Pistachio, USPTO	React. pred.	✓
	MG-BERT [297]	2021.05	-	BERT+GNN	ChEMBL	Prop. pred.	✓
	AGBT [37]	2021.06	-	BERT	ChEMBL	Prop. pred.	✓
	Mol-BERT [140]	2021.09	-	BERT	ZINC-15, ChEMBL 27	Prop. pred.	✓
	KPGT [138]	2022.08	100M	Trans. enc.	ChEMBL 29	Prop. pred.	✓
	ChemBERTa-2 [4]	2022.09	5/46M	RoBERTa	PubChem	Prop. pred.	✓
	MFBERT [1]	2022.10	88M	RoBERTa	GDB-13, ZINC-15, PubChem, ChEMBL, USPTO	Prop. pred.	✓
	MolFormer [208]	2022.12	-	Trans. enc.	PubChem, ZINC	Prop. pred.	✓
	MTL-BERT [298]	2022.12	-	BERT	ChEMBL	Prop. pred.	✓
	MolRoPE-BERT [156]	2023.01	-	BERT	ZINC-15, ChEMBL 27	Prop. pred.	×
	Molformer [266]	2023.01	-	Trans. enc.	ZINC, PubChem	Prop. pred.	✓
	Uni-Mol [309]	2023.02	47.61M	Trans. enc.	ZINC, ChemBL	Prop. pred.	✓
	SELFormer [286]	2023.05	58/87M	RoBERTa	PDBbind	Conform. gen.	✓
	Semi-RoBERTa [242]	2023.07	-	RoBERTa	ChEMBL	Prop. pred.	✓
Decoder-only					PubChem	Prop. pred.	×
	MolGPT [13]	2021.05	6M	GPT	MOSES, GuacaMol	Mol. gen.	✓
	SMILES GPT [3]	2021.09	13.4M	GPT	PubChem	Mol. gen., Prop. pred.	✓
	cTransformer [253]	2022.10	-	Trans. dec.	MOSES	Mol. gen.	×
	iupacGPT [46]	2023.05	1500M	GPT	PubChem	Mol. gen., Prop. pred.	✓
	cMolGPT [258]	2023.05	-	GPT	MOSES	Mol. gen.	✓
	Taiga [177]	2023.05	-	GPT	MOSES, ZINC, GDB 13	Mol. gen., Prop. pred.	✓
Encoder-Decoder	Molecular-Transformer [214]	2019.08	12M	Transformer	USPTO, Pistachio	React. pred.	✓
	Retrosynthesis-Transformer [119]	2019.09	-	Transformer	USPTO	React. pred.	✓
	SMILES-Transformer [102]	2019.11	-	Transformer	ChEMBL 24	Prop. pred.	✓
	SCROP [305]	2019.12	-	Transformer	USPTO	React. pred.	✓
	ChemReactNet [236]	2020.11	-	Transformer	USPTO	React. pred.	✓
	X-MOL [278]	2020.12	-	Transformer	ZINC-15	Prop. pred., React. pred. Mol. optim., Mol. gen.	✓
	Two-way-Transformer [121]	2021.01	-	Transformer	USPTO	React. pred.	✓
	GO-PRO [171]	2021.03	5M	Transformer	USPTO	React. pred.	×
	Transmol [316]	2021.07	-	Transformer	MOSES	Mol. gen.	✓
	RetroTRAE [244]	2021.08	-	Transformer	USPTO, PubChem, ChEMBL	React. pred.	✓
	GET [173]	2021.10	-	Transformer +GNN	USPTO	React. pred.	✓
	Graph2SMILES [243]	2021.10	-	Transformer	USPTO	React. pred.	✓
	GCT [122]	2021.12	-	Transformer	MOSES	Mol. gen.	✓
	Chemformer [111]	2022.01	45/230M	BART	ZINC-15	Prop. pred., React. pred.	✓
	BARTSmiles [44]	2022.11	-	BART	ZINC 20	Prop. pred.	✓
	RetroSynth-Diversity [238]	2023.02	12M	Transformer	USPTO, Pistachio	React. pred.	✓
	Disconnection aware-model [237]	2023.07	-	Transformer	USPTO Pistachio	React. pred.	✓
	MOLGEN [73]	2023.10	-	BART	ZINC-15	Mol. gen.	✓

#### 4.1.2 Decoder-only Models.

In recent years, decoder-only architectures like GPT have revolutionized molecular generation in cheminformatics. Mol-LLMs based on the GPT architecture, including MolGPT [13], SMILESGPT [3], iupaccGPT [46], cMolGPT [258], and Taiga [253], primarily use SMILES strings as input, effectively addressing the challenge of navigating the vast chemical space. These models are pivotal in drug discovery and material science, enabling the synthesis of molecules with specific properties.

MolGPT [13], a pioneer in utilizing GPT for molecular generation, uses conditional training for property optimization. It stands out for its efficiency and effectiveness in molecular modeling and drug discovery, showing strong control over multiple properties for accurate generation. Moreover, both SMILESGPT and iupacGPT are based on the GPT-2 architecture. SMILESGPT [3] is a causative Transformer tailored for drug discovery, training on SMILES notation with BPE, and employing special embedding layers for effective molecular representation learning. iupacGPT [46] diverges by using the more readable IUPAC nomenclature, excelling in learning hierarchical and inner-sequence relationships between atoms and chemical groups. The cTransformer [253] and cMolGPT [258] models are specifically developed for the purpose of generating molecules based on given conditions. cTransformer [253] synergizes the Transformer architecture with conditional embeddings, allowing for target-specific molecule generation and fine-tuning with target-specific data. cMolGPT [258] represents an advancement in this domain by generating target-specific compounds by utilizing target embeddings as keys and values within its multi-head attention, adeptly producing molecules active against designated targets. Taiga [177] exemplifies the combination of GPT and reinforcement learning (RL) methodologies. It employs a two-stage approach, initially treating the problem as a language modeling task with the prediction of the next token in SMILES strings. Afterwards, it utilizes RL to optimize chemical features, notably emphasizing qualities such as a quantitative estimate of QED (Quantitative Estimate of Drug-likeness). This demonstrates the smooth integration of GPT’s language processing abilities with the accuracy of RL approaches.

#### 4.1.3 Encoder-Decoder Models.

In the encoder-decoder architecture, encoders convert raw molecules into latent vectors, and decoders reconstruct these latent vectors into functional chemical structures. In the majority of Transformer-based encoder-decoder models, SMILES or SELFIES serve as inputs for the encoder, and the outputs vary across tasks. For example, in the context of chemical reaction prediction, the decoder generates the anticipated outcomes for reactants. The following paragraphs describe Mol-LLMs based on the encoder-decoder architecture in chronological order.

In the field of chemical reaction prediction, Molecular Transformer [214] is a pioneering Transformer-based model for reaction prediction, which enables the effective handling of complex, long-range sequence interactions. Retrosynthesis Transformer [119] stands out for snapshot learning techniques to improve training efficiency. It utilizes a position encoding matrix to address the issue of distance between string elements, enhancing its ability to process and interpret complex chemical information. SCROP [305] excels in inferring a set of original candidate reactants and incorporates a syntax corrector with position encoding to address the challenges of string element distances. ChemReactNet [236] excels in chemical reaction prediction by employing advanced data augmentation, notably using SMILES augmentation and beam search algorithms, to significantly reduce neural network data memorization and enhance prediction of new sequences. Two-Way Transformer [121] in retrosynthesis features a novel architecture where modules of two Transformers are tied together, sharing the encoder and most decoder components. It employs latent modeling with a multinomial latent variable, significantly diversifying the range of generated reactant candidates. GO-PRO [171] combines Transformer with a context-free grammar (CFG)-based representation of molecules. It encodes chemical reactions using a grammar-based system, utilizing either a greedy or beam-search decoding strategy for output, resulting in efficient, structurally informed predictions with reduced model complexity.

BART [137], a Transformer-based architecture renowned for its bidirectional encoder and autoregressive decoder, has been effectively applied in molecular design. Chemformer [111], BARTSmiles [44] and MOLGEN [73] are representative models based on the BART architecture. Chemformer [111], a BART language model fine-tuned for sequence-to-sequence and discriminative tasks in cheminformatics, showcases the efficacy of multi-task learning. It employs

three innovative self-supervised pre-training techniques, applied to a substantial dataset of unlabeled SMILES strings. BARTSmiles [44], a robust generative masked language model for molecules, leverages extensive self-supervised pre-training on over 1.7 billion molecules. It stands out for its innovative training scale and denoising objectives, significantly boosting performance across multiple molecular tasks. MOLGEN [73] combines domain-agnostic pre-training with a self-feedback paradigm, emphasizing the generation of chemically valid molecules and aligning generative probabilities with real-world chemical preferences to address challenges such as molecular hallucinations.

Additionally, there are several models that use specialized inputs or combine Transformers with distinctive architectures. RetroTRAE [244] not only excels in fragment-based tokenization but also learns changes in atomic environments during chemical reactions. GCT [122] integrates a Transformer-based language model with a conditional variational autoencoder, augmented by a conditional Gaussian latent space. RetroSynth-Diversity [238] and Disconnection Aware model [237] both employ prompts to guide their retrosynthesis predictions, enhancing diversity and accuracy in different ways. RetroSynth-Diversity [238] leverages cluster token prompts to diversify retrosynthesis predictions, incorporating classification tokens into the molecular language representation. This approach guides the model towards a wider array of disconnection strategies, significantly broadening the exploration of chemical space. The Disconnection Aware model [237] enhances retrosynthesis pathway predictions by accurately identifying disconnection sites in molecules, using atom-tagged prompts integrated into product SMILES. It significantly boosts reaction class diversity and requires specialized training with inputs containing tagged disconnection sites.

However, these molecular representation learning methods often overlook the properties of substructures, neglecting natural atomic connections and molecular topological information. GET [173] and Graph2SMILES [243] are graph-based approaches designed to address these gaps. GET [173] integrates graph-level and sequence-level representations, combining a novel GNN with the Transformer model to enhance retrosynthesis prediction and generate more accurate SMILES outputs. Graph2SMILES [243] merges Transformers with molecular graphs, which incorporates a global attention encoder for long-distance and intermolecular interactions.

## 4.2 Datasets

Molecule datasets are generally categorized into two types based on the availability of annotations: unlabeled data and labeled data. Each type plays a different role in the model training and evaluation process.

**Pre-training Datasets.** Unlabeled data is often used for self-supervised learning, where the model learns to understand and represent molecular structures without explicit guidance on specific tasks. Here is a collection of pre-training datasets for Mol-LLMs, as summarized in Table 4.

- **ZINC** [109, 110, 225]. ZINC serves as a vital repository for researchers, especially in molecular dynamics simulations and virtual screening, offering an extensive array of compounds, including those ready for immediate delivery. ZINC 250K is a curated subset of approximately 250,000 molecules from ZINC, known for its pharmaceutical relevance and moderate size. ZINC-15 is an advanced iteration, offering billions of compounds and enhanced search capabilities for a growing chemical space. ZINC 20 further expands this with an ultralarge-scale chemical database, incorporating novel molecules and sophisticated search technologies to address the challenges of massive, dynamic chemical libraries.
- **PubChem** [257]. PubChem is a comprehensive database that offers free access to information on chemical substances and their biological activities. It contains over 750 million records covering a wide range of data,



Table 4. Summary of the datasets for Mol-LLMs.

Dataset	Time	Subset/Version	Scale	Keywords/Tasks
Pre-training	ZINC	2015.10 ZINC-15 [225]	120M	Ligand discovery
		2020.12 ZINC-20 [110]	140M	
		2012.07 ZINC-250k [109]	250k	
	PubChem [125]	2023.01	Compound 111.9M	Unique chemical structures
			Substance 296.9M	Chemical entities
			BioAssay 1.5M	Biological experiments
			Bioactivity 296.8M	Biological activity data points
			Protein 185.1K	Tested and identified proteins
			Gene 104K	Tested and identified genes
			Pathway 239K	Interactions between chemicals, genes, and proteins
			Cell Line 2K	Tested cell lines
			Taxonomy 112.6K	Organisms of proteins/genes
			Patent 42.4M	Patents with links in PubChem
			Data Sources 872	Organizations contributing data to PubChem
	USPTO [161]	2012.10 USPTO MIT	480k	US Patents, unique reactions
			USPTO-15K 15k	
			USPTO-full 950k	
	PCQM4M	2021.10 PCQM4Mv2 [106]	3.7M	Quantum property, molecular graphs pred.
		2021.06 PCQM4M-LSC [285]	3.8M	
	GEOM [11]	2022.04 QM9	134K	Conformers
		AIcures drug dataset part of MoleculeNet	317.9K	Organic molecules, high-quality conformers
Benchmarks	MolTLU [17]	2023.10	ToyMix 154K	Quantum ML, drug discovery, GNN expressivity
			LargeMix 5.4M	Biological properties
			UltraLarge 83M	Quantum properties
	ChEMBL [287]	2023.05	-	Drug-like bioactive compounds
	DrugBank 5.0 [265]	2017.11	-	Drug’s mechanisms, interactions, targets
	GDB-17 [209]	2012.10	-	Organic small molecules
	ExCAPE-DB [229]	2017.03	-	Bioactivity, Chemogenomics
	MoleculeNet [267]	2017.10	ESOL 1k	Physical chemistry prediction
			FreeSoly 1K	
			Lipophilicity 4K	
			PCBA 437K	Biophysics prediction
			MUV 92K	
			HIV 41K	
			PDBbind 11K	
			BACE 1K	Physiology prediction
			BBBP 2K	
			Tox21 7K	
	MARCEL [313]	2023.09	ToxCast 8K	
			SIDER 1K	
			ClinTox 1K	
			Drugs-75K 75k	Highly flexible molecules
	GuacaMol [31]	2019.03	Kraken 1.5k	Organophosphorus ligand sterics
			EE 872	Chiral catalysts and enantiomers
			BDE 5.9k	Organometallic catalyst conformations
			-	-
	MOSES [196]	2020.12	ZINC Clean Leads 1.9M	Molecule generation
	ADMETlab 2.0 [272]	2021.04	-	Property prediction

including chemical structures, identifiers, bioactivity outcomes, genes, proteins, and patents. PubChem is a crucial public repository for biological activity data of small molecules and RNAi reagents, aimed at providing free and easy access to a vast array of data, including over 130 million bioactivity outcomes, 5000 protein targets,



and 30,000 gene targets. This extensive database, housing 500,000 assay protocol descriptions, 1.6 million small molecules, 120 chemical probes, and 60,000 RNAi reagents, is integral to molecular modeling and drug discovery.

- **USPTO** [213]. The USPTO dataset is a significant compilation of chemical reactions extracted from US patents spanning 1976 to 2015. The dataset includes about 1.3 million unique reactions, covering a broad range of more than 200 different reaction types. This dataset is particularly useful for developing and evaluating new methods in reaction role assignment and atom-to-atom mapping, offering a diverse and extensive collection of reactions for cheminformatics research.
- **PCQM4M** [106, 285]. The PCQM4Mv2 and PCQM4M-LSC datasets are designed for graph-level prediction tasks in quantum chemistry, primarily focusing on predicting the Density Functional Theory (DFT) calculated HOMO-LUMO energy gaps of molecules from their 2D molecular graphs. These datasets provide a robust platform for developing and benchmarking advanced machine learning models in predicting molecular properties. The primary difference between PCQM4Mv2 and PCQM4M-LSC is that PCQM4Mv2 is an enhanced version with more data and features, whereas PCQM4M-LSC is part of the OGB Large-Scale Challenge, emphasizing the development of state-of-the-art graph ML models with a specific scaffold data split and feature set.
- **GEOM** [11]. The Geometric Ensemble of Molecules (GEOM) dataset is a comprehensive collection designed for molecular property prediction and molecular generation. It encompasses 37 million molecular conformations for over 450,000 molecules, including 133,000 species from QM9 and 317,000 species with experimental data related to biophysics, physiology, and physical chemistry. The GEOM dataset is instrumental in the field of molecular modeling, especially for developing models that predict properties from conformer ensembles and for generative models sampling 3D conformations.
- **MolTLU** [17]. It is a comprehensive suite of datasets for molecular learning, categorized into ToyMix, LargeMix, and UltraLarge. These categories encompass seven distinct datasets, covering nearly 100 million molecules and over 13 billion labels across more than 3,000 tasks. ToyMix combines QM9, TOX21, and ZINC12K, offering 34 labels per molecule for foundational model training in diverse areas such as quantum machine learning and drug discovery. LargeMix merges datasets from quantum chemistry, bio-assays, and transcriptomics, providing data for millions of compounds. UltraLarge, featuring the PM6\_83M dataset, stands out for its vast scale, covering 83 million molecules for training 2D-GNNs. These datasets, with their blend of quantum and biological properties, are crucial for advancing molecular modeling.
- **ChEMBL** [86]. The ChEMBL database is a vast repository of bioactive molecules with drug-like properties. It includes over 20.3 million bioactivity measurements derived from scientific experiments and literature, along with 2.4 million unique chemical compounds. These data are crucial for drug discovery and pharmacological research, providing a comprehensive resource for scientists studying the effects of molecular compounds on biological systems. This contrasts with datasets like ZINC, which contain virtual molecules that may be synthesizable but have not yet been created. Crucially, ChEMBL's data serves as an indispensable training dataset for large molecular model training and evaluation, as exemplified by its use in the GuacaMol benchmarking platform.
- **DrugBank 5.0** [265]. DrugBank 5.0 includes over 2,358 approved and 4,501 investigational drugs, along with a dramatic increase in drug-drug interactions and pharmacogenomic data. This comprehensive resource offers detailed information on a broad range of drug targets, including proteins, RNA, and DNA, with notable

enhancements in fields such as pharmacometabolomics, pharmacotranscriptomics, and pharmacoproteomics. Additionally, DrugBank 5.0 provides extensive data on clinical trials and integrates advanced search features and spectral data, making it an invaluable tool for pharmacological research and the pharmaceutical industry.

- **GDB-17** [209]. GDB-17 (General Database 17) is a comprehensive database containing 166.4 billion organic small molecules. It includes molecules with up to 17 atoms of C, N, O, S, and halogens, thus considerably expanding the available chemical space beyond that of its predecessors, such as GDB-13 [24]. The database is characterized by a diverse array of nonaromatic heterocycles and various scaffold types, encompassing millions of isomers of known drugs. GDB-17 is especially significant in molecular modeling and drug discovery, providing a broad spectrum of molecular structures for virtual screening and the discovery of novel bioactive compounds.
- **ExCAPE-DB** [229]. ExCAPE-DB, a substantial chemogenomics dataset, amalgamates data from ChEMBL and PubChem, comprising 998,131 unique compounds and 70,850,163 SAR data points across 1,667 targets. It is essential for constructing Molecular Activity Quantification Structure (QSAR) models to predict activities against specific targets and serves as a benchmark for appraising various machine-learning algorithms, particularly those focusing on multi-target learning. Reflecting the pharmaceutical industry’s chemogenomics datasets, ExCAPE-DB includes a significant proportion of inactive compounds, offering a more accurate bioactivity profile. It covers key target families like enzymes, membrane receptors, ion channels, and transcription factors, with most compounds adhering to the Lipinski rule of five, denoting their drug-like characteristics.

**Benchmarks.** We also curate a collection of benchmarks for Mol-LLMs (in Table 4), which can be effectively utilized for training and evaluating the performance in molecular generation and prediction tasks.

- **MoleculeNet** [267]. MoleculeNet, a benchmark dataset comprising over 700K compounds from multiple public databases, is a cornerstone in the molecular sciences for the development and evaluation of machine learning models. It encompasses four key categories: quantum mechanics, physical chemistry, biophysics, and physiology, each targeting a distinct molecular science aspect. Quantum mechanics datasets (QM7, QM7b, QM8, and QM9) emphasize the electronic properties, molecular geometries, and energy profiles of small molecules, which are crucial for computational chemistry. Physical Chemistry datasets (ESOL, FreeSolv, and Lipophilicity) provide insights into solvation and molecular interaction, impacting drug discovery and material science. Biophysics datasets (PCBA, MUV, HIV, PDBbind, and BACE) offer crucial data on protein-ligand binding affinities and various biophysical interactions. Physiology datasets (BBBP, Tox21, ToxCast, SIDER, and ClinTox) focus on molecular physiological effects, vital for assessing drug safety and environmental toxicity.
- **MARCEL** [313]. The Molecular Conformer Ensemble Learning (MARCEL) benchmark provides a comprehensive platform for evaluating the potential of learning from molecular conformer ensembles. MARCEL marks a significant shift in molecular representation learning by framing it as an ensemble learning task, focusing on diverse molecular conformer structures. This approach is based on the understanding of molecules’ inherent flexibility, characterized by their ability to adopt different conformations due to bond rotations and minor vibrational perturbations. Moreover, MARCEL includes four diverse datasets encompassing a wide range of molecule- and reaction-level properties.
- **GuacaMol** [31]. GuacaMol is an evaluation framework designed for de novo molecular design, which aims to generate molecules with specific property profiles through virtual design-make-test cycles. It offers a suite of

standardized benchmarks to measure the models’ fidelity in reproducing the property distribution of training sets, their ability to generate novel molecules, and their efficiency in exploring and exploiting chemical space through a range of single and multi-objective optimization tasks.

- **MOSES** [196]. Molecular Sets (MOSES) is a benchmark suite for molecular generation. MOSES includes standardized datasets, data preprocessing tools, evaluation metrics, and molecular generation models. The dataset contains ZINC Clean Leads Dataset, which consists of 4,591,276 molecules. It is becoming a crucial tool for exploring molecular space, where models learn from large datasets to produce novel molecular structures with similar properties. These structures are useful for virtual screening and training semi-supervised predictive models for downstream tasks.
- **ADMETlab 2.0** [272]. ADMETlab 2.0 is an advanced online platform dedicated to the accurate prediction of ADMET (Absorption, Distribution, Metabolism, Excretion, and Toxicity) properties. It hosts an extensive collection of bioactivity data, including 500,000 bioassay records and over 130 million bioactivity summary results, covering small molecules and RNAi reagents. This platform is pivotal in molecular modeling and drug discovery, offering a comprehensive framework for evaluating the ADMET profiles of chemicals.

### 4.3 Evaluation

To evaluate the capabilities of Mol-LLMs, we categorize them into four areas: property prediction, interaction prediction, reaction prediction, and molecule generation.

#### Property Prediction.

Molecular property prediction stands as a pivotal challenge in computational chemistry, where the goal is to accurately predict the properties of molecules, such as solubility, lipophilicity, affinity, absorption, distribution, metabolism, excretion, toxicity, and biological activity, based on their chemical structure. In this domain, most encoder-only models are typically pre-trained on extensive and unlabeled datasets and subsequently fine-tuned using specific data for property prediction. In the traditional domain of property prediction, BERT-based models such as ChemBERTa [45], MAT [176], Mol-BERT [140] and MG-BERT [297] are widely recognized. However, in cases of small sample problems, SMILES Transformer [102] has demonstrated superior performance.

**Interaction Prediction.** Drug-drug interaction (DDI) prediction is a crucial field in drug discovery. Drug-drug interaction (DDI) prediction refers to the process of identifying and assessing the potential effects that may occur when two or more drugs are administered concurrently. This predictive analysis is essential for understanding how different pharmaceutical compounds might interact within the body. In the domain of DDI prediction, a representative model is X-Mol [278], which enhances the accuracy and reliability of DDI predictions, facilitating the development of safer drug combinations and reducing the risk of adverse reactions in patients.

**Reaction Prediction.** Chemical reaction prediction is a significant area of study in chemistry, and it generally falls into two main categories: forward reaction prediction and retrosynthetic analysis. The forward reaction prediction involves predicting the products of a chemical reaction based on the reactants. It’s about understanding how different chemicals react with each other under various conditions. Forward reaction prediction helps chemists anticipate the outcome of a chemical reaction, which is crucial for synthesizing new compounds, developing pharmaceuticals, and various industrial processes. In the domain of forward reaction prediction, Molecular Transformer [214] and GO-PRO [171] are the two

classical models. The retrosynthetic analysis is the reverse of forward reaction prediction. It starts with a complex product and works backward to deduce the simpler starting materials (reactants) and the reactions needed to synthesize the product. This approach is particularly valuable in organic chemistry for designing pathways to synthesize complex organic molecules. It helps chemists identify the most efficient and practical way to produce a desired compound, often used in drug development and the synthesis of new materials. Retrosynthesis Transformer [238] and SCROP [305] are representative models in this domain. However, retrosynthesis prediction is challenging since there are massive possible synthetic routes available, and it is often difficult to navigate the direction of the retrosynthesis process. Therefore, there are GET [173] and Graph2SMILES [243] that incorporate critical topological connections between atoms, and Disconnection aware model [237] and RetroSynth-Diversity [238] that integrate prompts.

### Molecule Generation.

Molecule Generation is an emerging and critical area in computational chemistry and drug design, harnessing the power of advanced computational techniques to create novel molecular structures. This field is particularly vital in the development of new pharmaceuticals and materials, where the ability to generate molecules with desired properties can greatly accelerate the discovery process. Molecule generation encompasses two primary approaches: template-based design and de novo design. The former involves modifying known molecules or scaffolds. This approach starts with existing molecular frameworks, which are then altered to enhance desirable properties or reduce unwanted effects. The de novo design refers to the creation of novel molecular structures from scratch, without relying on pre-existing templates. This method is particularly valuable for discovering unique compounds with potential therapeutic or material applications. It challenges computational models to explore vast chemical spaces, requiring sophisticated algorithms capable of predicting viable and effective molecular structures. To address this task, there are lots of typical Mol-LLMs such as MolGPT [13], SMILES GPT [3] and Taiga [177].

**Evaluation Metric** To quantify the performance of Mol-LLMs in property prediction, interaction prediction, and reaction prediction tasks, which primarily involve classification and regression, one can employ the standard metrics in machine learning, such as accuracy, F1-score, and correlation coefficient. For molecular generation tasks, their performance is evaluated based on their ability to produce diverse, realistic, and relevant molecules. We present several popular metrics as follows.

- **Validity** [31, 196]. This metric assesses the percentage of generated molecules that are chemically viable. Validity is crucial in ensuring that the output of generative models adheres to fundamental chemical laws, such as proper atomic valences and bond formations.
- **Uniqueness** [31, 196]. It focuses on the uniqueness of the generated SMILES strings. It is calculated for the first  $K$  valid molecules in the generated set, where  $K$  is typically 1,000 or 10,000, ensuring the model’s capability to produce a broad range of distinct molecular structures. This metric is particularly vital in the context of high-dimensional chemical space, as it assesses the model’s ability to generate a vast array of unique molecules.
- **Novelty** [31, 196]. Novelty is the fraction of the generated molecules that are not present in the training set. It measures the proportion of generated molecules that are unique compared to the training dataset. Low novelty indicates overfitting. This metric is significant in drug discovery, where the generation of novel compounds can lead to the development of new therapeutics.

- **Internal diversity (IntDiv<sub>p</sub>)** [196]. This metric ensures that the molecules produced by generative models exhibit a wide range of chemical properties, which is defined by

$$\text{IntDiv}_p(G) = 1 - \sqrt[p]{\left(\frac{1}{|G|^2} \sum_{m_1, m_2 \in G} T(m_1, m_2)^p\right)}. \quad (1)$$

The formula  $\text{IntDiv}_p(G)$  evaluates the diversity of a molecule set  $G$ , where  $G$  is the set of molecules,  $m_1$  and  $m_2$  are individual molecules in  $G$ ,  $T$  is the similarity measure between two molecules, and  $p$  adjusts the sensitivity to similarity.

- **External diversity** [22]. The external diversity of a generative model is defined as the relative diversity between the training set and a sufficiently large generated sample.  $A_1$  and  $A_2$  are two sets of molecules, the relative diversity  $E$  of  $A_1, A_2$  is defined by:

$$E(A_1, A_2) = \frac{1}{|A_1| \times |A_2|} \sum_{(x, y) \in A_1 \times A_2} T_d(x, y). \quad (2)$$

$T_d(x, y)$  is the Tanimoto distance between molecule  $x$  from set  $A_1$  and molecule  $y$  from set  $A_2$ . The higher the external diversity, the more distinct the generated set is from the reference set, indicating a broader exploration of the chemical space by the generative model.

- **Fragment similarity (Frag)** [196]. This metric serves as a comparative tool for evaluating the distribution of BRICS fragments within generated and reference molecular sets. Note that BRICS is a method used to fragment molecules into smaller, more manageable pieces based on retrosynthetically interesting chemical substructures. The Frag metric is formulated by calculating the cosine similarity between the substructural elements of generated molecules and those within a reference set,

$$\text{Frag}(G, R) = \frac{\sum_{f \in F} [c_f(G) \cdot c_f(R)]}{\sqrt{\sum_{f \in F} c_f^2(G)} \sqrt{\sum_{f \in F} c_f^2(R)}}, \quad (3)$$

where  $c_f(A)$  represents the frequency of occurrence of a substructure  $f$  within a set of molecules  $A$ , and  $F$  denotes the collective set of fragments present in either the generated set  $G$  or the reference set  $R$ .

- **Scaffold similarity (Scaff)** [196]. This metric is similar to the fragment similarity metric. However, instead of comparing the frequencies of fragments, it compares the frequencies of Bemis-Murcko scaffolds between the generated and reference sets of molecules. Note that Bemis-Murcko scaffolds include all of a molecule’s ring structures and linker fragments connecting rings.
- **Fréchet ChemNet Distance (FCD)** [31, 196]. It measures the difference in distributions between a set of generated molecules  $G$  and a reference set  $R$  by comparing their mean vectors and covariance matrices of activations. These activations represent chemical and biological properties captured from the molecules. The formula for FCD is defined as follows:

$$\text{FCD}(G, R) = \|\mu_G - \mu_R\|^2 + \text{Tr}[\Sigma_G + \Sigma_R - 2(\Sigma_G \Sigma_R)^{1/2}]. \quad (4)$$

where  $\mu_G$  and  $\mu_R$  are the mean vectors of activations for the molecules in sets  $G$  and  $R$  respectively, while  $\Sigma_G$  and  $\Sigma_R$  are the corresponding covariance matrices. A low FCD value indicates generated molecules closely resemble those in the reference set, both chemically and biologically, suggesting high-quality molecular generation.

#### 4.4 Summary

In this section, we have meticulously examined the landscape of Sci-LLMs specifically adapted to chemical molecular languages like SMILES and SELFIES. Our exploration encompasses an in-depth analysis of their unique model architectures and capabilities, focusing on how these models interpret and process chemical languages. We also delve into the datasets that are pivotal for training and benchmarking these models, highlighting the criteria that are essential for evaluating their performance, particularly in the context of the increasingly popular field of molecular generation.

## 5 PROTEIN LARGE LANGUAGE MODELS

In the past years, large language models have become increasingly influential in protein research, offering novel insights and capabilities in understanding and manipulating proteins. In this section, we present a comprehensive review of LLMs for proteins (named Prot-LLMs), encompassing detailed discussions on their model architectures, utilized datasets, various capabilities, and corresponding evaluation criteria. The overview of this section is shown in Figure 9.

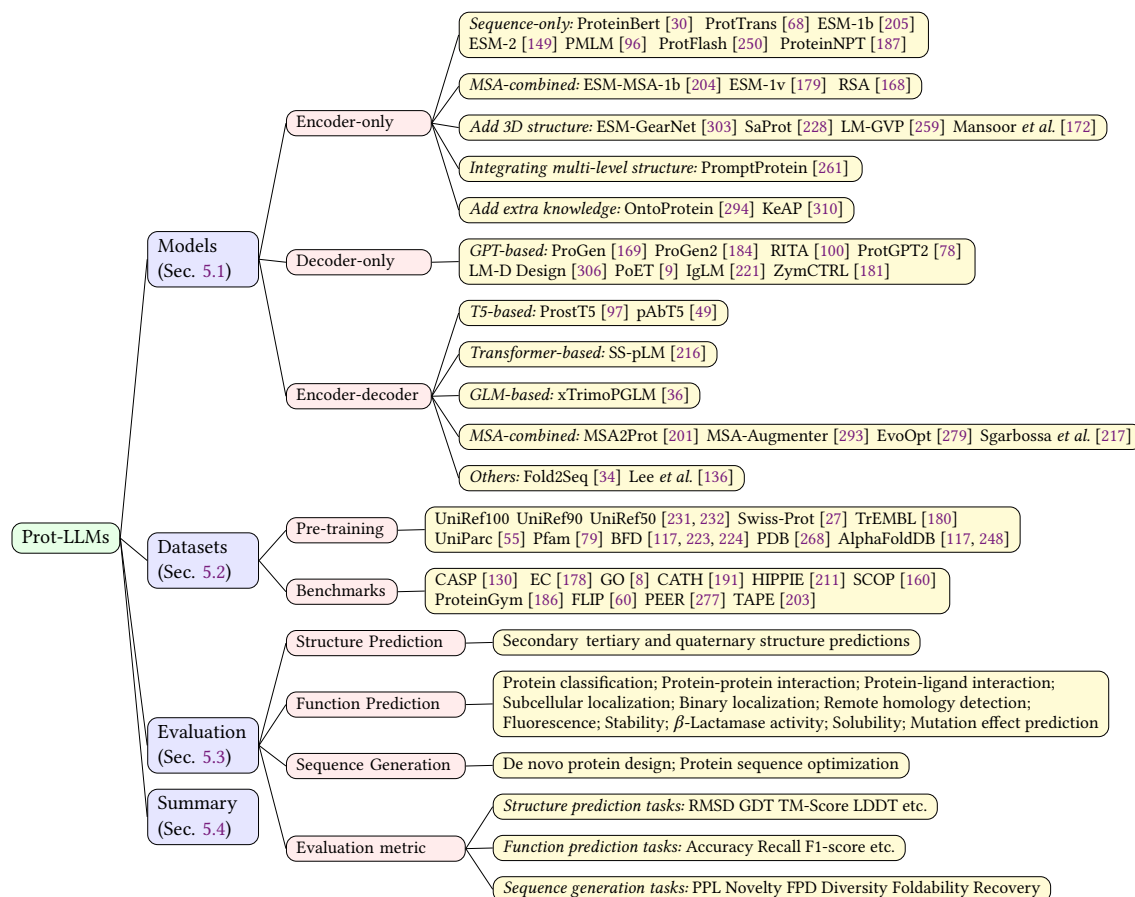


Fig. 9. Chapter overview of Prot-LLMs.

### 5.1 Models

In this section, we also classify Prot-LLMs into three main types based on their specific architectures: encoder-only, decoder-only, and encoder-decoder models. These distinct architectures are well-suited for diverse protein research applications. For example, the encoder-only models primarily serve protein function or property prediction purposes, while the decoder-only models are predominantly employed for protein generation tasks. Table 5 provides a summary of Prot-LLMs.

### 5.1.1 Encoder-only Models.

Most of the encoder-only Prot-LLMs are built upon the encoder of Transformer, which enables the encoding of protein sequences or structures into fixed-length vector representations. These representations facilitate the identification of patterns and features within proteins, thereby enhancing subsequent analysis and prediction tasks. Self-supervised learning is employed to acquire protein representation, such as masked language modeling (MLM) tasks that reconstruct corrupted tokens based on the surrounding sequence. Prominent pre-trained protein sequence encoders include ESM-1b [205], ESM-1v [179], and ESM-2 [149], ProteinBert [30], ProtTrans [68]. The ESM series [149, 179, 205] mainly employs a Transformer’s encoder (i.e., BERT [62] and RoBERTa [155]) to predict protein structure and function, which utilizes extensive sequence information from protein databases without relying on manual annotations of the sequences. ProteinBert [30] enhances the classical BERT architecture by incorporating a novel pretraining task for predicting protein functionality. It separates local (character-level) and global (sequence-level) representations, enabling multitask processing in a principled way. ProtTrans [68] trained several auto-encoder models (includes BERT [62], Albert [132], Electra [50]) on a vast of sequence data. Several works have attempted to improve the encoder architecture and the training method. PMLM [96] introduced Pairwise Masked Language Model (PMLM), to directly pretrain the encoder with a focus on capturing co-evolutionary information reflected in residue co-variation within the sequence. This approach considers dependencies between masked tokens. ProtFlash [250] suggested a mixed-chunk attention mechanism that combines multiple positional encodings and a hybrid block attention mechanism incorporating both local and global attention, effectively reducing model complexity. ProteinNPT [187] developed a non-parametric Transformer specifically designed for protein sequences, making it particularly suitable for scenarios involving sparse labels and multi-task learning.

The Multiple Sequence Alignment (MSA) is a computational method that can reveal common features and variation patterns among sequences. By aligning multiple sequences, MSA can unveil shared evolutionary relationships between them and facilitate the identification of functional regions and structural domains. Therefore, MSA has been widely used in protein models. For example, ESM-MSA-1b (MSA Transformer) [204] extends the self-attention mechanism to the MSA setting, which interleaves self-attention across rows and columns to capture dependencies between amino acids and between sequences. Notably, MSA Transformer has become a crucial component of AlphaFold2 [71] and AlphaMissense [42]. However, the utilization of MSA incurs significant computational overheads, and cannot handle orphan proteins. An important alternative method, called Retrieved Sequence Augmentation (RSA) [168], eliminates the need for additional alignment or pre-processing steps. RSA effectively links query protein sequences to a set of structurally or functionally similar sequences in the database and aggregates these sequences for subsequent function prediction tasks.

Given that the function of a protein is intricately linked to its structure, another reasonable approach for protein representation would involve the integration of its 3D conformation. There are some recent efforts in this direction. ESM-GearNet [303] combines ESM-1b and GearNet [270] (the state-of-the-art protein structure encoder) to enhance model performance. SaProt [228] introduces a structure-aware vocabulary that integrates residue tokens with structure tokens. LM-GVP [259] compose Transformer blocks and a graph network derived from the protein 3D structure. Mansoor *et al.* [172] encoded protein sequence and structure through joint training in a semi-supervised manner. PromptProtein [261] utilizes prompt-guided multi-task pretraining to fuse different levels of protein structure. It is worth noting that numerous 3D structure encoders (like GearNet [270] and GBPNet [12]) have been proposed to model protein structural information; however, they are beyond the scope of this survey which primarily focuses on LLMs.



Table 5. Summary of Prot-LLMs

	Model	Time	#Parameters	Base model	Pretraining Dataset	Capability	Open-source
Encoder-only	ESM-1b [205]	2020.02	650M	RoBERTa	UniRef50	Secondary struct. pred., Contact pred., etc.	✓
	ESM-MSA-1b [204]	2021.02	100M	ESM-1b	UniRef50	Secondary struct. pred., Contact pred., etc.	✓
	ESM-1v [179]	2021.02	650M	ESM-1b	UniRef90	Mutation effect pred.	✓
	ProtTrans [68]	2021.07	-	BERT, Albert, Electra	UniRef, BFD	Secondary struct. pred., Func. pred., etc	✓
	PMLM [96]	2021.07	87M - 731M	Trans. enc.	Uniref50/Pfam	Contact pred.	×
	Mansoor <i>et al.</i> [172]	2021.09	100M	ESM-1b	-	Mutation effect pred.	×
	ProteinBERT [30]	2022.02	16M	BERT	UniRef90	Func. pred.	✓
	LM-GVP [259]	2022.04	-	Trans. enc	-	Func. pred.	✓
	RSA [168]	2022.05	-	ESM-1b	-	Func. pred.	✓
	OntoProtein [294]	2022.06	-	BERT	ProteinKG25	Func. pred.	✓
	ESM-2 [149]	2022.07	8M - 15B	RoBERTa	UniRef50	Func. pred., Struct. pred.	✓
	PromptProtein [261]	2023.02	650M	RoBERTa	UniRef50, PDB	Func. pred.	✓
	KeAP [310]	2023.02	-	RoBERTa	ProteinKG25	Func. pred.	✓
	ProtFlash [250]	2023.10	79M/174M	Trans. enc	UniRef50	Func. pred.	✓
	ESM-GearNet [303]	2023.10	-	ESM-1b, GearNet	-	Func. pred.	✓
	SaProt [228]	2023.10	650M	BERT	-	Mutation effect pred.	✓
	ProteinNPT [187]	2023.12	-	Trans. enc.	-	Fitness pred., Redesign	×
Decoder-only	ProGen [169]	2020.03	1.2B	GPT	Uniparc SWISS-Prot	Functional prot. gen.	✓
	ProtGPT2 [78]	2021.01	738M	GPT	Uniref50	De novo protein design and engineering	✓
	ZymCTRL [181]	2022.01	738M	GPT	BRENDA	Functional enzymes gen.	✓
	RITA [100]	2022.05	1.2B	GPT	UniRef100	Functional prot. gen.	×
	IgLM [221]	2022.12	13M	GPT	-	Antibody design	✓
	LM-D [306]	2023.02	664M	GPT	-	Enzyme design	×
	ProGen2 [184]	2023.10	151M - 6.4B	GPT	Uniref90, BFD30, PDB	Functional prot. gen.	✓
	PoET [9]	2023.11	201M	GPT	-	Prot. family. gen.	×
Encoder-Decoder	Fold2Seq [34]	2021.01	-	Transformer	-	Prot. design	✓
	MSA2Prot [201]	2022.04	-	Transformer	-	Prot. gen., Variant func. pred.	×
	Sgarbossa <i>et al.</i> [217]	2023.02	-	MSA Transformer	-	Prot. gen.	✓
	Lee <i>et al.</i> [136]	2023.02	150M	Transformer	-	Prot. design	×
	MSA-Augmenter [293]	2023.06	260M	Transformer	Uniref50	MSA gen.	✓
	ProstT5 [97]	2023.07	3B	T5	PDB	Seq.-struct. translation	✓
	xTrimoPGLM [36]	2023.07	100B	GLM	Uniref90, ColdFoldDB	Prot. gen., Func. pred.	×
	SS-pLM [216]	2023.08	14.8M	Transformer	Uniref50	Prot. gen.	×
	pAbT5 [49]	2023.10	-	T5	-	Prot. design	×

Additionally, some approaches propose to introduce extra knowledge such as Gene Ontology (GO) to enhance the protein representation. OntoProtein [294] considered GO as a factual knowledge graph, which was used to enhance protein representations. KeAP [310] proposed a knowledge-injected auto-encoder that performs token-level knowledge graph exploration for protein representation learning.

### 5.1.2 Decoder-only Models.

Decoder-based Prot-LLMs play a predominant role in the generation of novel proteins, serving as a crucial tool in protein engineering and drug design. GPT [199], a well-established decoder-only architecture, has gained extensive utilization in Prot-LLMs. A representative model is ProGen [169], which utilizes GPT for controllable protein generation. It has been trained on a dataset comprising 280M protein sequences, accompanied by conditioning tags that encode diverse annotations encompassing taxonomic, functional, and locational information. ProGen2 [184] extends the

model to 6.4B parameters and is trained on diverse sequence datasets extracted from over one billion proteins from genomic, metagenomic, and immune repertoire databases. ProtGPT2 [78] is another GPT-based autoregressive model that effectively generates protein sequences exhibiting amino acid compositions and disorder propensities comparable to those observed in natural proteins. RITA [100] presents a suite of autoregressive generative models, which is the first systematic investigation of how capabilities evolve with model size for these protein models.

The decoder-based protein language models have been widely applied in specific protein designs. Timothy *et al.* introduced the protein evolutionary Transformer (PoET), an autoregressive generative model of the distribution over protein families, which can generate sets of related proteins. Zheng *et al.* proposed the LM-Design [306] that uses language models for structure-based protein design (i.e., inverse folding). ZymCTRL [181] trained a conditional language model on the BRENDA enzyme database [35], aimed at designing customized artificial enzymes by generating specific enzyme classes based on user prompts. IgLM [221] employed autoregressive sequence generation for antibody design.

### 5.1.3 Encoder-decoder Models.

The encoder-decoder architecture is commonly used for sequence-to-sequence tasks. In the field of protein research, ProstT5 [97], a protein language model based on the T5 architecture [200], is an exemplary encoder-decoder model that facilitates translation between protein sequences and structures. The conversion of protein structure from 3D to 1D is achieved through the utilization of 3Di-tokens introduced by Foldseek [247]. pAbT5 [49] is another T5-based model that takes into consideration the constraints imposed by protein-protein interactions on generation and design. It can generate complementary heavy or light chains from their pairing partners. xTrimoPGLM [36], based on General Language Model (GLM) architecture [65], is a unified protein language model for understanding and generating protein sequences. It has an unprecedented scale of 100B parameters and consumes 1 trillion training tokens. Considering that the training of protein LLMs involves millions to billions of sequences and billions of parameters, Serrano *et al.* [216] introduced the Small-Scale protein Language Model (SS-pLM), which significantly reduces the computational burden, democratizing the use of foundational models in protein generation.

Building upon the Transformer, several models have incorporated MSA modules. MSA2Prot [201] is an MSA-to-protein Transformer, developed axial and cross attentions for encoder and decoder to model sequence probabilities autoregressively. MSA-Augmenter [293] utilizes protein-specific attention mechanisms and large-scale MSAs to generate novel protein sequences that are not present in existing databases. Sgarbossa *et al.* [217] proposed an iterative method that directly utilizes the masked language modeling to generate sequences within the MSA Transformer framework.

In the field of structure-based protein design, Cao *et al.* [34] proposed a Fold2Seq framework, a generative approach based on the Transformer architecture, which aims at designing protein sequences conditioned on specific target folds. To capture intricate sequence-structure relationships, Fold2Seq jointly learns embeddings for both sequences and folding structures, which are derived from the density of secondary structure elements in 3D voxels. Additionally, some approaches utilize reinforcement learning to improve the generation quality. Lee *et al.* [136] efficiently navigates the latent representation space rather than the protein sequence space by formulating the sequence design task as a Markov decision process and employing model-based reinforcement learning. This approach enables them to generate proteins with enhanced functionality and cellular fitness.

## 5.2 Datasets

Protein datasets can be classified into two categories based on the availability of annotations: pre-training datasets and benchmarks. The former, which lacks labels, is commonly employed for self-supervised pre-training, whereas the latter,

Table 6. Summary of datasets for Prot-LLMs

	Dataset	Time	Scale	Keywords
Pretraining	UniRef100 [231, 232]	2023.11	314M	Complete collection of protein sequences from UniProtKB
	UniRef90 [231, 232]		150M	Cluster UniRef100 sequences at 90% sequence identity level
	UniRef50 [231, 232]		53M	Cluster UniRef100 sequences at 50% sequence identity level
	UniProtKB/Swiss-Prot [27]	2023.11	570K	High-quality, manually curated protein sequence database
	UniProtKB/TrEMBL [180]		251M	Computationally annotated protein sequence database
	UniParc [55]	2023.11	632M	Comprehensive and non-redundant protein sequence database
	Pfam [79]	2023.09	47M	Protein family database
	BFD [117, 223, 224]	2021.07	2.5B	Protein sequences from multiple databases and resources
	PDB [268]	2023.12	214K	Experimentally determined accurate protein structures
Benchmark	AlphaFoldDB [117, 248]	2021.11	200M	Protein structures predicted by AlphaFold
	CASP [130]	2022.01	-	Structure prediction competition
	EC [178]	2023.11	2.6 M	Enzymes classification database
	GO [8]	2023.11	1.5M	Gene Ontology knowledgebase
	CATH [191]	2023.02	151M	Classification of protein structures
	HIPPIE [211]	2022.04	39K	Protein-protein interaction networks
	SCOP [160]	2023.01	914K	Protein structure classification
	ProteinGym [186]	2022.12	~ 300K	Predict the effects of protein mutations
	FLIP [60]	2022.01	~ 320K	Fitness landscape prediction (AAV, Thermostability, GB1)
	PEER [277]	2022.11	~ 390K	Protein function, Localization, Structure prediction, Protein-protein interaction, Protein-ligand interaction
	TAPE [203]	2021.09	~ 120K	Remote homology detection, Secondary structure, Contact, Fluorescence, Stability prediction

with labeled data, is utilized for supervised fine-tuning or model evaluation. The following present popular pre-training datasets and benchmarks for Prot-LLMs, as summarized in Table 6.

#### Pre-training Datasets:

- **UniProtKB (Swiss-Prot and TrEMBL)** [27, 180]. It is a central hub for the collection of functional information on proteins, with extensive and accurately annotated protein sequence data. It comprises Swiss-Prot and TrEMBL, where the former is known for its high level of annotations, accuracy, and reliability, because they are manually annotated and reviewed by experts. TrEMBL contains protein sequences that are automatically annotated and have not yet been reviewed by human curators.
- **UniRef100, UniRef90, UniRef50** [231, 232]. UniRef (UniProt Reference Clusters) is a system of databases that provide clustered sets of protein sequences from UniProtKB and selected UniProt Archive records. The primary purpose of UniRef is to provide a comprehensive and non-redundant dataset that improves the efficiency of sequence similarity searches. The databases are organized into three main clusters: UniRef100, UniRef90, and UniRef50, where the latter two are created by clustering UniRef100 sequences that have at least 90% and 50% sequence identity to each other, respectively.
- **UniParc** [55]. UniParc (UniProt Archive) is an important component of the UniProt database family, serving as a resource for storing non-redundant protein sequences. Unlike other members of the UniProt database family, UniParc does not provide protein annotation and functional information; it focuses solely on storing protein sequences themselves.
- **Pfam** [79]. Pfam is a widely used protein family database that is used for the classification and annotation of protein sequences. It plays a crucial role in understanding protein function, structure, and evolution. It is

built based on the shared conserved domains and functional modules found in protein sequences, providing researchers with classification, annotation, and functional prediction of protein sequences.

- **BFD** [117, 223, 224]. The Big Fantastic Database (BFD) is a comprehensive collection of protein sequences gathered from various sources. It includes a vast array of sequence data (2.5B), which is crucial for training machine learning models in tasks like protein structure prediction.
- **PDB** [268]. The Protein Data Bank (PDB) is a global protein structure database used for storing and sharing resolved 3D protein structure data. It archives detailed information about the 3D structures of proteins, nucleic acids, and complex assemblies. These structures are determined using experimental methods like X-ray crystallography, NMR spectroscopy, and, more recently, cryo-electron microscopy.
- **AlphaFoldDB** [117, 248]. AlphaFold Database comprises protein structure predictions generated by DeepMind's AlphaFold system, offering accurate predictions of protein 3D structures. While these structures are not experimentally determined, they offer high-confidence models that can be incredibly useful, especially for proteins whose structures have not yet been solved experimentally.

#### Benchmarks:

- **CASP** [130]. The Critical Assessment of Structure Prediction (CASP) is an influential initiative in the field of protein structure prediction. The goal of CASP is to advance the methods used in predicting protein structures from their amino acid sequences. CASP is essentially a series of competitions, which provides a unified benchmark for evaluating the performance of different methods in protein structure prediction.
- **EC** [178]. The Enzyme Commission (EC) dataset is a standardized dataset used to describe the classification and functions of enzymes. Enzymes are protein molecules that are widely present in living organisms and play a crucial role in catalyzing chemical reactions. The EC dataset contains a large number of enzyme records, each with a unique EC number and corresponding description. These descriptions include the enzyme's name, reaction type, catalytic substrates, and products.
- **GO** [8]. The Gene Ontology (GO) dataset is a widely used gene annotation and functional classification system for describing the biological functions of genes and proteins. It provides a standardized framework for representing gene and gene product attributes across species and databases, helping researchers understand their functions in terms of cellular processes, molecular functions, and cellular components.
- **CATH** [191]. The acronym CATH stands for the four main levels at which it classifies protein domains: Class, Architecture, Topology, and Homologous superfamily. CATH is widely used for protein structure classification and annotation. It offers a comprehensive framework for systematically classifying protein structures while providing crucial insights into their function and evolutionary aspects.
- **SCOP** [160]. SCOP (Structural Classification of Proteins) is a database used for protein structure classification. It helps researchers understand the structure, function, and evolutionary relationships of proteins by assigning protein structures to different levels and categories. The SCOP database employs a hierarchical classification system consisting of four levels: Class, Fold, Superfamily, and Family. Each level has specific definitions and criteria to group protein structures into their respective categories.

- **ProteinGym** [185]. The ProteinGym platform comprises a comprehensive collection of Deep Mutational Scanning (DMS) assays meticulously curated to evaluate mutation effect predictors in determining the fitness of mutated proteins. It encompasses two distinct benchmarks: a substitution benchmark encompassing experimental characterization of 1.5 million missense variants across 87 DMS assays, and an indel benchmark comprising analysis of 300,000 mutants across 7 DMS assays.
- **FLIP** [60]. FLIP (Functional Learning for Protein Engineering) is a benchmark designed to encourage rapid scoring of representation learning for protein engineering. Currently, FLIP covers experimental data on adenovirus stability for gene therapy, stability of protein domain B1, immunoglobulin binding, and thermal stability of multiple protein families.
- **PEER** [277]. The PEER benchmark is a comprehensive and multi-task benchmark for protein sequence understanding, encompassing 17 tasks across five categories: protein function, localization, structure predictions, protein-protein interaction prediction and protein-ligand interaction prediction. This benchmark evaluates diverse sequence-based methodologies for each task, including conventional feature engineering approaches, various sequence encoding methods, as well as large-scale pre-trained protein language models under both single-task learning and multi-task learning settings.
- **TAPE** [203]. The Tasks Assessing Protein Embeddings (TAPE) dataset is a collection of five biologically relevant semi-supervised learning tasks spanning different domains of protein biology, including secondary structure prediction, contact prediction, remote homology prediction, stability prediction, and fluorescence prediction. TAPE divides the tasks into specific training, validation, and testing sets to ensure the evaluation of each task's biological relevance and generalizability to real-life scenarios. TAPE serves as a benchmark for a range of semi-supervised protein representation learning methods, encompassing recent advances as well as established sequence-based learning techniques.

### 5.3 Evaluation

In the realm of protein computational models, Prot-LLMs are primarily evaluated based on their capabilities in three critical areas: protein function prediction, protein sequence generation, and protein structure prediction. **Protein**

**Structure Prediction.** It is a crucial area within the fields of bioinformatics and computational biology. It involves the prediction of the three-dimensional structure of proteins given an input sequence, which includes determining the atomic coordinates and the topological relationships between atoms. Predicting protein structures is of significant importance for understanding protein function, drug design, and biomedical research. This task includes tertiary and quaternary structure predictions. The former is critical for understanding the functional mechanisms of a protein, and the latter plays a vital role in understanding the functionality of multi-subunit complexes like hemoglobin. The models for protein structure prediction often rely on encoder-based Prot-LLMs (i.e., ESM series [149, 179, 205]) to extract the sequence information, followed by structure prediction modules.

**Protein Function Prediction.** This task aims to determine the biological function of proteins, including how they operate within an organism and their interactions with other biomolecules. The prediction of protein function encompasses a multitude of subtasks, enumerated below.

- **Protein Classification.** This refers to the process of categorizing and grouping proteins based on their structure, function, sequence similarity, or other features.
- **Protein-Protein Interaction Prediction.** This refers to the focus on identifying and predicting interactions between different proteins. Proteins often interact with each other to perform various biological functions such as signal transduction, enzyme catalysis, and assembly of protein complexes.
- **Protein-Ligand Interaction Prediction.** This refers to the process of predicting the binding interactions between a protein and a small molecule ligand.
- **Subcellular Localization Prediction.** This refers to the prediction of the subcellular location of a protein within a cell. The subcellular localization of a protein is crucial for its function and interactions.
- **Binary Localization Prediction.** This refers to the process of predicting the subcellular localization of a protein into one of two possible categories.
- **Remote Homology Detection.** This refers to the process of identifying distant relationships between protein sequences. In the protein world, homology refers to the shared ancestry or evolutionary relationship between two or more proteins.
- **Fluorescence Landscape Prediction.** This refers to the prediction of protein sequences to evaluate their fluorescence spectral characteristics under different environmental conditions.
- **Stability Prediction.** This refers to the process of predicting the stability of a protein to assess its stability under specific conditions. Protein stability represents its ability to maintain the correct folding state within a biological organism or specific environment.
- **$\beta$ -Lactamase Activity Prediction.** This refers to the process of predicting the activity of a protein as a  $\beta$ -lactamase enzyme, which is capable of hydrolyzing  $\beta$ -lactam bonds and is commonly involved in antibiotic degradation and the development of antibiotic resistance.
- **Solubility Prediction.** This refers to the process of predicting the solubility of a compound in a solution. Solubility represents the maximum amount of a compound that can dissolve in a solvent at a specific temperature and pressure.
- **Mutation Effect Prediction.** It focuses on understanding how genetic mutations can affect protein function, a critical aspect due to their potential to induce diseases or modify biological processes. Prot-LLMs aim to identify potential mutation sites and predict the functional consequences of these mutations.

**Protein Sequence Generation.** It refers to the computational process of creating novel amino acid sequences that could potentially form functional proteins, which can be used for various applications such as drug design, enzyme engineering, and fundamental biological research. The task of protein sequence generation can be roughly classified into two categories:

- **De Novo Protein Design.** It involves creating entirely new protein sequences that are not based on existing proteins. This process relies heavily on computational methods to design proteins that can perform desired

functions, such as binding to a particular target. The autoregressive generative models (e.g., ProGen series) are often employed for the tasks of protein sequence generation.

- **Protein Sequence Optimization.** It focuses on modifying existing protein sequences to enhance or alter their functions, employing techniques such as directed evolution. Directed evolution is particularly useful for improving the properties of existing proteins, such as increasing their stability, altering their substrate specificity, or enhancing their catalytic efficiency.

**Evaluation metric.** The evaluation of protein structure prediction models typically includes Root Mean Square Deviation (RMSD), Global Distance Test (GDT) [301], Template Modeling Score (TM-Score) [301], and Local Distance Difference Test (LDDT) [174]. For more details on evaluating the predicted protein structure, readers can refer to [130]. For protein function prediction, the standard metrics in machine learning (e.g., accuracy for classification tasks and correlation coefficient for regression tasks) can be employed to quantitatively assess the performance of these Prot-LLMs. To evaluate the performance of protein sequence generation, one can use the following metrics: the model perplexity, novelty, similarity, and diversity of generated protein sequences, as well as the condition consistency if the generation is conditioned on certain inputs (e.g., protein backbone). We list them as follows.

- **Perplexity (PPL).** In information theory, perplexity is a measure of uncertainty in the value of a sample from a discrete probability distribution. The larger the perplexity, the less likely it is that a language model can generate the protein sequence. The perplexity of a heldout test set reflects the capability of model to capture the distribution of natural sequences. The formula for PPL is defined as follows:

$$\text{PPL}(p) = 2^{H(p)} = 2^{-\sum_x p(x) \log_2 p(x)} = \prod_x p(x)^{-p(x)}, \quad (5)$$

where  $H(p)$  is the entropy of the distribution  $p$ , and  $x$  ranges over the protein sequence.

- **Novelty.** Novelty refers to the uniqueness or novelty of a protein sequence in comparison to known proteins, which can be reflected by the highest identity between each generated sequence and natural proteins. The calculation involves aligning the amino acid sequences and counting the number of positions in which the amino acids are identical, defined as

$$\text{Identity}(\%) = \left( \frac{N_{\text{ident}}}{N_{\text{total}}} \right) \times 100, \quad (6)$$

where  $N_{\text{ident}}$  represents the number of identical positions and  $N_{\text{total}}$  represents the total number of aligned positions. A protein with a low percentage identity within all natural proteins implies a high degree of novelty.

- **Fréchet Protein Distance (FPD) [113].** This metric quantifies the similarity between a set of generated proteins ( $G$ ) and a reference set ( $R$ ). Previous research has demonstrated that protein language model embeddings inherently encapsulate information related to both structure and function, suggesting that the FPD metric provides a comprehensive measure of coverage across the distribution of structural and functional properties. The FPD is mathematically defined as follows:

$$\text{FPD} = \|\mu_G - \mu_R\|^2 + \text{Tr}(\Sigma_G + \Sigma_R - 2\sqrt{\Sigma_G \Sigma_R}), \quad (7)$$

where, given the embedding space feature vectors for the reference and generated distributions,  $\mu$  represents the feature-wise mean for each set of sequences,  $\Sigma$  denotes the representative covariance matrix, and  $\text{Tr}$  refers to the trace linear algebra operation, defined as the sum of elements along the main diagonal of a square matrix.

- **Diversity.** Sequence diversity assessment involves analyzing the variety of the generated proteins. Tools like BLAST can be used to compare these sequences against known protein databases to identify novel sequences. Metrics such as sequence similarity, percentage of unique sequences, and alignment scores provide a quantitative measure of diversity.
- **Foldability.** This metric measures the foldability of a generated protein sequence by assessing the average per-residue confidence score, denoted as pLDDT, across the entire protein sequence. pLDDT serves as an indicator of the structural prediction model’s confidence in its predictions for individual residues. Lower pLDDT scores are frequently associated with intrinsically disordered regions (IDRs) within proteins, which lack a well-defined three-dimensional structure and thus exhibit inherent unfoldability.
- **Recovery.** This metric refers to the success or accuracy in predicting the correct amino acid sequence that corresponds to a given 3D structure (i.e., Structure-based conditional generation). A high recovery rate indicates that the designed sequences are likely to fold the desired structures.

#### 5.4 Summary

In this section, we have thoroughly examined the landscape of Sci-LLMs specifically designed for protein languages, namely Prot-LLMs. Our investigation encompasses a comprehensive analysis of their model architectures and capabilities, with a focus on how these models interpret and process protein languages. Additionally, we have curated an extensive collection of datasets, vital for training and benchmarking Prot-LLMs. These datasets are instrumental in providing a rich source of protein-related information, encompassing various aspects like sequence homology, structural configurations, and functional annotations. Finally, we present the evaluation method of Prot-LLMs, which encompasses several downstream tasks that these models are expected to perform, such as functional classification, interaction prediction, and protein sequence design. These tasks are crucial in assessing the models’ practical applicability in real-world biological and pharmaceutical scenarios.



## 6 GENOMIC LARGE LANGUAGE MODELS

In the field of computational biology, genomic data exhibits resemblances to sequence-based information observed in natural language, enabling the application of large language models for analyzing genomic sequences. In this section, we provide a review of LLMs tailored for genomic language (Gene-LLMs), including insights into their model architectures, datasets, and evaluation. The overview of this section is shown in Figure 10.

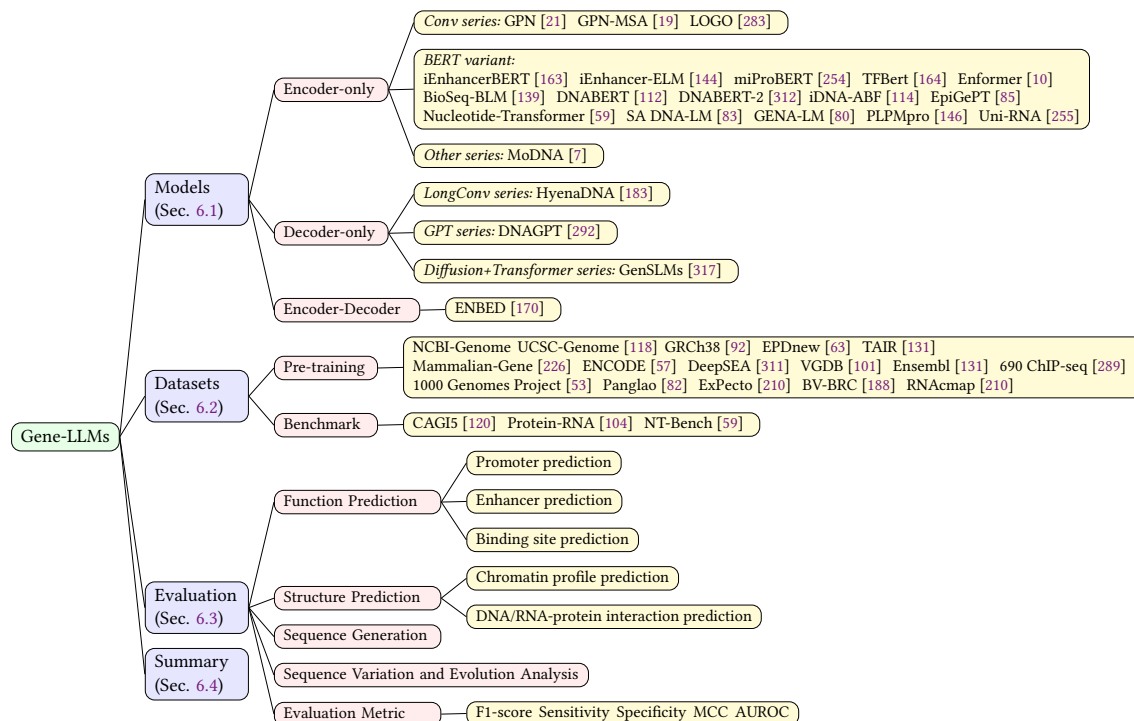


Fig. 10. Chapter overview of Gene-LLMs.

### 6.1 Models

Genomic LLMs, based on the Transformer architecture, proficiently model DNA or RNA sequence information by capturing long-range dependencies to accomplish prediction and generation tasks. By employing self-supervised learning techniques on the genomic sequences, Gene-LLMs gradually acquire an understanding of the genome. Once fine-tuned, or through contextual learning, they can be extensively utilized for downstream tasks, thereby improving accuracy and reducing the need for manual intervention. Here we categorize Gene-LLMs into three distinct types based on their specific architectures: encoder-only, decoder-only, and encoder-decoder models, as shown in Table 7.

**Encoder-only Models.** In the realm of encoder-only architecture, significant models such as SpliceBERT [305], DNABERT [112], DNABERT-2 [312], iEnhancer-BERT [163], scBERT [280], BioSeq-BLM [139], PLPMpro [146], GPN [20], SA DNA-LM [83], RNA-MSM [300], miProBERT [254], TFBert [164], MRM-BERT [299], GPN-MSA [19], and iDNA-ABF [114] are noteworthy attempts employing the Transformer encoder within genomics. These models utilize a

Table 7. Summary of Gene-LLMs

	Model	Time	#Parameters	Base Model	Pretraining Dataset	Capability	Data Type	Open-Source
Encoder-only	<a href="#">DNABERT [112]</a>	2021.02	110M	BERT	GRCh38	Func. pred.	DNA	✓
	<a href="#">Enformer [10]</a>	2021.10	240M	BERT	GRCh38	Func. pred.	DNA	✓
	<a href="#">MoDNA [7]</a>	2022.08	-	BERT	GRCh38	Func. pred.	DNA	×
	<a href="#">GPN [21]</a>	2022.08	-	Conv	NCBI-Genome	Variant pred.	DNA	✓
	<a href="#">iEnhancer-BERT [163]</a>	2022.08	110M	BERT	-	Enhancer. pred.	DNA	×
	<a href="#">iDNA-ABF [114]</a>	2022.10	110M	BERT	-	Func. pred.	DNA	✓
	<a href="#">iEnhancer-ELM [144]</a>	2022.12	110M	BERT	-	Enhancer. pred.	DNA	✓
	<a href="#">SA DNA-LM [83]</a>	2023.01	-	BERT	Ensembl	Expression. pred.	DNA	✓
	<a href="#">Nucleotide-Transformer [59]</a>	2023.01	50M-2.5B	BERT	1000 Genomes Project, etc.	Func. pred.	DNA	✓
	<a href="#">SpliceBERT [38]</a>	2023.02	19.4M	BERT	UCSC	Splicing pred.	RNA	✓
	<a href="#">miProBERT [254]</a>	2023.03	110M	BERT	EPDnew	Promoter pred.	RNA	×
	<a href="#">RNA-MSM [300]</a>	2023.03	-	BERT	RNAcmap	Structure pred.	RNA	✓
	<a href="#">TFBert [164]</a>	2023.05	-	BERT	690 ChIP-seq	Binding pred.	DNA	✓
	<a href="#">MRM-BERT [299]</a>	2023.06	110M	BERT	-	Modif. pred.	RNA	✓
	<a href="#">GENA-LM [80]</a>	2023.06	110M-360M	BERT	GRCh38	Func. pred. and profiling	DNA	✓
	<a href="#">DNABERT-2 [312]</a>	2023.06	117M	BERT	GRCh38	Func. pred.	DNA	✓
	<a href="#">PLPMPpro [146]</a>	2023.07	-	BERT	EPDnew	Promoter pred.	DNA	×
	<a href="#">EpiGePT [85]</a>	2023.07	-	BERT	ENCODE	Interpret genome	DNA	✓
	<a href="#">Uni-RNA [255]</a>	2023.07	-	BERT	NCBI-Genome	Func. pred.	DNA	×
	<a href="#">GPN-MSA [19]</a>	2023.10	86M	BERT	-	Variant class. and pred.	DNA	×
Decoder-only	<a href="#">GenSLMs [317]</a>	2022.10	25M-25B	Diffusion+ GPT	BV-BRC	Evolution analysis	RNA	✓
	<a href="#">HyenaDNA [183]</a>	2023.06	0.44M-6.6M	LongConv	GRCh38	Func. pred. and class.	DNA	✓
	<a href="#">DNAGPT [292]</a>	2023.08	100M-3B	GPT	GRCh38	Func. pred. and generation	DNA	✓
Encoder-Decoder	<a href="#">ENBED [170]</a>	2023.11	580M-1.2B	Transformer	NCBI-Genome	Func. pred. and analysis	DNA	×

mask training mechanism where partial gene sequences are masked, prompting the model to predict and complete them, progressively learning inherent patterns within gene sequences. They demonstrate versatility in fine-tuning for various gene sequence-related tasks like promoter prediction, transcription factor binding site prediction, and single nucleotide variability, achieving commendable performance. MoDNA [7] employs a Bert-like encoder-only architecture, introducing a unique training paradigm with a stacked Generator-Discriminator structure. During training, the Generator completes masked sections based on sequence and motif information, while the Discriminator assesses the completed sequences. This dual-layer architecture enables the simultaneous integration of sequence features and motif information, facilitating motif-oriented learning. GENA-LM [80] introduces a suite of encoder-based foundational DNA language models designed for genomics research. These models, unique in their ability to handle long sequences of up to 36,000 base pairs, address the challenge of decoding genomic sequences, which requires understanding extensive contextual information across numerous nucleotides. The integration of a newly-developed recurrent memory mechanism allows these models to process even larger DNA segments. Nucleotide-Transformer [59] is a foundation encoder-only model pre-trained on DNA sequences. It integrates data from 3,202 diverse human genomes and 850 genomes from various species. The study focuses on bridging the gap in predicting molecular phenotypes from DNA sequences, a task often limited by the scarcity of annotated data and difficulties in transferring learnings between different prediction tasks. These transformer models, with parameters ranging from 50M to 2.5B, provide transferable,

context-specific representations of nucleotide sequences, enabling more accurate molecular phenotype predictions, even in scenarios with limited data. Remarkably, these models learn to focus on key genomic elements, such as enhancers that regulate gene expression, without supervision, and can help prioritize functional genetic variants. EpiGePT [85] is a transformer-based language pretrained model designed for epigenomics. It predicts genome-wide epigenomic signals by considering transcriptional regulation mechanisms. EpiGePT uniquely incorporates context-specific activities of transcription factors, offering deeper insights into gene regulation compared to models trained only on DNA sequences. It shows exceptional performance in diverse epigenomic signal prediction tasks and can learn cell-type-specific long-range interactions through self-attention mechanisms. Uni-RNA [255] is an encoder-only model that excels in predicting RNA structures and functions, outperforming previous methods in various tasks. It leverages a billion RNA sequences to extract hidden evolutionary and structural information, revolutionizing RNA research and facilitating drug development. As gene sequences often significantly exceed the length of natural language text, many models aim to overcome the quadratic time complexity of attention mechanisms. Models like Enformer [10] and LOGO [283] employ a blend of convolutional downsampling to handle longer DNA sequences efficiently. Tools like BioSeq-BLM [139] integrate traditional analysis methods with language models. PLPMpro [146] marks the advent of pre-training and fine-tuning in this domain, comparing language models' effects with traditional methods.

**Decoder-only Models.** Decoder-only models have gained significant attention due to their potent generative capacity. GenSLMs [317] leverage genome-scale language models comprising multiple layers of attention-based decoders to elucidate the evolutionary dynamics of SARS-CoV-2. GenSLMs thus adeptly capture the evolutionary landscape of the SARS-CoV-2 genome. Pre-trained on prokaryotic gene sequences and further fine-tuned for SARS-CoV-2 genomes, GenSLM demonstrates precise and rapid identification of concerning variants. Besides commonly used architectures like transformers, niche architectures also find applications in genomic research. For instance, Models like DNAGPT [292] have introduced decoder-only architectures, akin to GPT, into the genomics domain by integrating specific symbols to guide different tasks, enabling zero-shot capabilities in species identification and regulatory factor prediction. HyenaDNA [183] incorporates a fast Fourier transform-accelerated recursive long-range convolution, a quadratic time complexity solution, enabling the handling of ultra-long DNA sequences. Employing convolution on the entire DNA sequence preserves single-nucleotide resolution, facilitating research into single nucleotide variability.

**Encoder-Decoder Models.** Encoder-decoder models in genomics, such as the Ensemble Nucleotide Byte-level Encoder-Decoder (ENBED) [170], represent a significant advancement in bioinformatics. These models combine the strengths of both encoder and decoder components to effectively analyze and interpret complex genomic sequences. The encoder part of the model is responsible for compressing and encoding the input genomic data into a meaningful representation, capturing the essential features and patterns within the DNA sequences. This encoded representation is then passed to the decoder part, which is tasked with generating or reconstructing sequences, making predictions, or performing other relevant bioinformatics tasks.

## 6.2 Datasets

Currently, the majority of Gene-LLMs are trained on human DNA data. To increase the amount of training data and enhance the model's generalization ability, genomes of organisms closely related to humans, such as chimpanzees or pigs, or even the genomes of all mammals are utilized for training. Here we list prevalent training datasets and benchmarks for Gene-LLMs, as summarized in Table 8.

Table 8. Summary of datasets for Gene-LLMs

	Dataset	Time	Scale	Keywords
Pre-training	Mammalian-Gene [226]	1999.10	-	Mammalian Genomic Data
	GRCh38 [92]	2013.12	3.2G nucleotides	Genome Reference, Human, Annotations
	690 ChIP-seq [289]	2016.06	-	DNA-binding Protein Data
	DeepSEA [311]	2017.04	-	Chromatin Effects
	1000 Genomes Project [53]	2017.10	20.5T nucleotides	Human Genetic Variation
	EPDnew [63]	2019.11	187K promoters	Promoter Prediction
	Panglao [82]	2020.03	4M cells	scRNA-seq Data
	ExPecto [210]	2020.12	-	Gene Expression
	UCSC-Genome [118]	2022.11	-	Various Bio Data
	BV-BRC [188]	2023.01	-	Bacterial and Viral Pathogens
	Ensembl [131]	2023.02	-	Various Bio Data
	RNAcmap [210]	2023.07	-	RNA Evolutionary analysis
	ENCODE [57]	2023.09	-	Functional Genomics
	NCBI-Genome	2023.10	-	Various Bio Data
	TAIR [131]	2023.12	33602 genes	Arabidopsis Information
	VGDB [101]	2023.12	2847 genes	Viral Genome Sequence
Benchmark	CAGI5 [120]	2019.07	-	Assessing Genetic and Genomic Predictions
	Protein-RNA [104]	2023.08	-	Evaluating RBP-RNA Interaction Prediction Methods
	NT-Bench [59]	2023.09	3.2G+20.5T+174G nucleotides	Evaluating Genomics Foundational Models

#### Pre-training Datasets:

- **Mammalian-Gene** [69]. In Gene-LLM training, integrating mammalian genomic data alongside human data enhances the model’s generalization. These databases provide a plethora of genomic sequences from various mammals, aiding in building a robust Gene-LLM capable of better understanding and interpreting genomic sequences across different species, thereby enriching genomic research.
- **GRCh38 (Human Genome)** [92]. Human genome is frequently used as the training corpus for Gene-LLMs. Genome Reference Consortium Human Build 38 (GRCh38) is a substantial assembly of the human genome released after the previous major assembly. The genomic sequences, annotations, and metadata contained within GRCh38 provide a rich source of information that can be utilized to train LLMs to recognize various genomic features, understand genomic syntax, and make predictions related to gene expression, mutation impacts, and other genomic phenomena.
- **690 ChIP-seq** [289] The 690 ChIP-seq datasets are a comprehensive collection of DNA-binding protein data, encompassing 91 human cell types and 161 specific DNA-binding proteins under various conditions. The significance of these datasets lies in their diversity and volume, providing a rich foundation for understanding DNA-protein interactions. This variety and scale are crucial for training advanced models like GeneLLM, as they allow the model to learn from a wide range of scenarios, ensuring robustness and generalizability in predicting DNA-protein bindings. The inclusion of data from different cell types and conditions also aids in capturing the complexity of gene regulation, enhancing the model’s ability to make accurate predictions in various biological contexts.

- **DeepSEA** [311]. DeepSEA compiles extensive chromatin profiles from ENCODE and Roadmap Epigenomics projects, comprising data on 690 transcription factor bindings, 125 DNase I sensitivity profiles, and 104 histone-mark profiles. It is a significant advance for researchers looking to prioritize functional variants, including eQTLs and disease-associated variants, using purely genomic sequence data, thus offering a robust resource for gene model training and functional genomic studies.
- **1000 Genomes Project** [53] The 1000 Genomes Project provided a comprehensive reference for human genetic variation. It sequenced over 2,500 individuals from 26 populations, using whole-genome sequencing, deep exome sequencing, and microarray genotyping. The study identified 88 million variants, including single nucleotide polymorphisms, insertions/deletions, and structural variants. This work expanded our understanding of genetic diversity, particularly in underrepresented populations, and has been instrumental in studies of human evolution, disease biology, and genetic research methodologies. The data serves as a dataset for human genetic studies and has greatly enhanced the catalog of genetic variation, particularly in South Asian and African populations.
- **EPDnew** [63]. This is a collection of databases encompassing experimentally validated promoters for selected model organisms, with evidence derived from TSS-mapping from high-throughput experiments like CAGE and Oligo-capping. This data can be particularly useful for tasks related to promoter prediction, gene expression analysis, and other genomic sequence interpretation tasks within the realm of genomics and bioinformatics.
- **Panglao** [82] PanglaoDB is a comprehensive web server database designed for the exploration of mouse and human single-cell RNA sequencing (scRNA-seq) data. This database stands out due to its user-friendly interface, allowing easy access and exploration of extensive scRNA-seq datasets. With over 1054 single-cell experiments, encompassing more than 4 million cells from a diverse range of tissues and organs, PanglaoDB presents an invaluable resource for biological research. The availability of pre-processed and quality-controlled scRNA-seq data allows for efficient training and validation of machine learning models aimed at gene expression analysis. The database's broad coverage of cell types and conditions provides a diverse training set that can help improve the accuracy and generalizability of predictive models in genomics.
- **ExPecto** [210] The ExPecto dataset is designed for predicting tissue-specific gene expression from DNA sequences. This dataset was validated using known expression quantitative trait loci and massively parallel reporter assays, and it has been used to prioritize variants in genome-wide association studies. It facilitates the characterization of genetic variation potential within each gene and enables systematic investigation into tissue-specific effects of mutations on gene expression.
- **UCSC-Genome** [118]. The UCSC Genome Database is a comprehensive online tool for genomic research. It provides access to genomic sequences from various species, integrated with a plethora of aligned annotations. This browser facilitates rapid visualization and analysis of genomic data, supported by an extensive database and a suite of interactive tools. With over 108 species' genomes, it allows for in-depth comparative genomics and includes unique features like Assembly Hubs and Custom Tracks, enabling researchers to personalize data analysis.
- **BV-BRC** [188]. The BV-BRC dataset is a comprehensive resource integrating genomic and other related data for bacterial and viral pathogens. It hosts a vast collection of genomic sequences, including over 600,000 bacterial genomes, 11,000 archaeal genomes, and 8.5 million viral genomes, which encompasses over 6 million SARS-CoV-2

genomes. This dataset is instrumental in comparing human pathogens with their non-pathogenic relatives, thereby aiding in understanding virulence and pathogenicity. The BV-BRC also includes metadata and non-genomic data like protein structures, enhancing research in host-pathogen interactions and responses to infections. The data is consistently annotated, and its extensive nature supports a wide range of comparative genomic analyses and epidemiological studies.

- **Ensembl** [175]. It offers centralized access to a wide range of data, including DNA sequences, gene models, annotations, and variation data for vertebrates and model organisms. This platform is instrumental for those studying genomics and serves as a repository for large-scale data suited for training complex models. Ensembl's automated annotation and vast database make it an invaluable resource for machine learning and bioinformatics, providing the raw material for the development of predictive models and analysis tools.
- **RNAcmap** [210]. The RNAcmap dataset focuses on RNA evolutionary coupling analysis. It employs a fully automatic pipeline, RNAcmap, which doesn't rely on pre-curated Rfam families. This pipeline uses BLAST-N for initial homolog searches and INFERNAL for building a covariance model based on predicted secondary structures. The dataset supports the generation of base-pairing and distance-based contact maps, using multiple sequence alignment from secondary searches. It demonstrates the less dependency on specific evolutionary coupling tools and more on the accuracy of secondary structure predictors. This dataset is beneficial for RNA structure prediction, offering a significant step in computational RNA analysis by enabling evolutionary coupling analysis for any RNA sequence.
- **ENCODE** [77]. The Encyclopedia of DNA Elements (ENCODE) Project aimed at developing a comprehensive map of functional elements within the human genome, which includes genes among other functional genomic elements. This rich dataset offers a vast amount of functional genomics data, which encompasses a variety of experiments and annotations related to stem cell development, immune cells, mouse development, and other crucial biological processes.
- **NCBI-Genome**<sup>10</sup>. The National Center for Biotechnology Information (NCBI) is a key platform offering comprehensive data for gene-related research and large model training. NCBI hosts a multitude of databases such as GenBank for DNA sequences, which is crucial for understanding genetic blueprints across various organisms. Their Gene database provides a vital repository for gene-specific information, linking genomic maps, sequences, expression, and function data, making it an invaluable resource for bioinformatics.
- **TAIR** [131]. Arabidopsis Information Resource (TAIR) is a comprehensive database for the model plant *Arabidopsis thaliana*, offering a wealth of data for large-scale model training. It provides annotated genomic sequences, gene function and expression data, metabolic pathways, and gene expression patterns. The database integrates RNA-seq and proteomics data, offering a rich set of annotations for molecular function, cellular components, and biological process aspects of the GO terms.
- **VGDB** [101]. Viral Genome DataBase is a substantial resource organizing the 'sequence space' of viral genomes in a structured manner, aiming to serve as an annotated and curated database of complete viral genome sequences along with value-added derived data and data mining tools. Moreover, VGDB offers detailed gene information

<sup>10</sup><https://www.ncbi.nlm.nih.gov>

and predicted protein sequences from completely sequenced genomes of large viruses, encompassing DNA sequence data, protein sequence data, and other related annotations.

### Benchmarks:

- **CAGI5 Challenge Benchmark (CAGI5)** [41]. The CAGI5 Challenge is a comprehensive benchmark designed to rigorously assess computational methods in predicting a wide array of genetic and genomic outcomes. At the forefront is the prediction of effects of 17,500 single nucleotide variants and small indels in 11 disease-associated enhancers and 10 promoters using a saturation mutagenesis massively parallel reporter assay. Additionally, the challenge delves into the functional effects of nonsynonymous variants in proteins. Another significant aspect of the challenge is the prediction of the impact of variants on exon splicing. The challenge also extends to clinical genomes, where participants are tasked with matching patients' genome sequences to their clinical descriptions and predicting the causal pathogenic variants. This includes data from children with suspected genetic disorders and gene panel sequences associated with intellectual disability or Autism spectrum disorders.
- **Protein-RNA Interaction Prediction Benchmark (Protein-RNA)** [104]. While numerous machine-learning-based methods have been developed to predict RNA-binding protein (RBP) interactions, direct comparisons of their performance have been challenging due to the use of varied training and evaluation datasets across different RBP sets and CLIP-seq protocols. It compiled a set of 37 methods designed for *in vivo* RBP-RNA interaction prediction. This benchmark systematically evaluates the performance of 11 RBP binding-site prediction methods using binding sites from three large CLIP-seq repositories, which include 313 unique CLIP-seq experiments across 203 RBPs.
- **Nucleotide Transformer Benchmark (NT-Bench)** [59]. This is a comprehensive evaluation framework designed to assess the performance of genomics foundational models. This benchmark pits the Nucleotide Transformer models against other prominent genomics models, such as DNABERT, HyenaDNA (with both 1kb and 32kb context lengths), and Enformer. To ensure a level playing field, all models in this benchmark are subjected to fine-tuning and evaluation using a uniform protocol that spans 18 downstream tasks with the corresponding datasets (e.g., GRCh38, 1000 Genomes project, and the multispecies dataset from NCBI).

## 6.3 Evaluation

Gene-LLMs are primarily evaluated based on their capabilities in four critical areas: function prediction, structure prediction, sequence generation, and sequence variation and evolution analysis.

**Function Prediction.** The prediction of gene function has long been a pivotal focus in genomics research. Traditionally, models were trained directly on specific sequences relevant to these tasks to acquire the requisite capabilities. The advent of LLMs has revolutionized this approach by facilitating pre-training on vast amounts of genomic data, followed by targeted fine-tuning on specific tasks, empowering these models to effectively discern and predict gene expression patterns and their regulatory elements with enhanced accuracy and broader context. Here we present three subtasks that are frequently used for function prediction.

- **Promoter Prediction.** One crucial task in genomics research involves predicting the locations of promoters, specific DNA segments recognized and initiated for transcription by RNA polymerase. Promoters, typically found



upstream of structural genes, contain essential sequences vital for RNA polymerase binding and transcription initiation. DNABERT [112], for instance, effectively utilized human TATA and non-TATA promoter regions to fine-tune downstream models, surpassing existing state-of-the-art models.

- **Enhancer Prediction.** Enhancers, short DNA regions, play a pivotal role in enhancing the likelihood of gene transcription by providing binding sites for various molecules, facilitating the assembly and stabilization of transcription machinery. Accurate prediction of enhancers holds significant importance in comprehending gene regulation, a critical aspect for understanding health and disease. Identifying enhancers can unveil genetic foundations of diseases and offer potential targets for therapeutic interventions. Notably, encoder-only models like iEnhancer-BERT [163], iEnhancer-ELM [144] basically follow the same method, i.e., pretraining on human genome sequences and finetuning on enhancer data.
- **Binding Site Prediction.** Binding site prediction aims to pinpoint regions on DNA, RNA, or proteins where specific molecules, such as transcription factors or peptides, can bind. EpiGePT [85] employs a bin-scanning strategy to detect potential binding sites for a vast set of human transcription factors, selecting the maximum score for each factor. By integrating motif and expression features, EpiGePT offers a comprehensive representation for each DNA bin, significantly enhancing the accuracy of binding site predictions.

**Structure Prediction.** Structure Prediction involves computational tools for identifying and modeling biologically significant nucleic acid structures. These tools also aid in designing novel molecular architectures for nanotechnology and synthetic biology. The field has seen progress in predicting RNA three-dimensional structure directly from sequence and in designing sequences for predefined DNA and RNA nanostructures, indicating that nucleic acid structure is both predictable and controllable. Here we present two subtasks that are frequently used for structure prediction.

- **Chromatin Profile Prediction.** It involves the accurate prediction of the intricate structure of chromatin—a complex formed by DNA and proteins within cells. Understanding these predictions unveils crucial insights into gene regulation mechanisms and the role of chromatin alterations in diseases, notably cancer. HyenaDNA [183] concentrates on predicting chromatin profiles and epigenetic markers from DNA sequences, quantifying functional effects caused by non-coding variants.
- **DNA/RNA-Protein Interaction Prediction.** It aims to understand the intricate interplay between nucleic acids and proteins. This interaction is pivotal for numerous biological processes, including transcriptional regulation, RNA splicing, and translation. TFBert [164] leverages the power of pre-trained BERT architectures for predicting DNA-protein interactions.

**Sequence Generation.** Generation ability stands as a pivotal task in bioinformatics, focusing on models' capacity to create artificial sequences that closely mimic real biological sequences. This ability becomes particularly crucial when considering the generation of artificial human genomes (AGs), serving as tools to safeguard genetic privacy and reduce costs linked with genetic sample collection. DNAGPT [292] emerges as a model purpose-built for this task. This model generated 5,000 AGs, each spanning a region of 10,000 Single Nucleotide Polymorphisms (SNPs). When compared with other models, DNAGPT showcased superior performance across various metrics.

**Sequence Variation and Evolution Analysis.** It plays a pivotal role in deciphering DNA sequence alterations and their evolutionary trajectories. Understanding these variations is essential in unraveling the genetic foundations of



traits, diseases, and evolutionary patterns. GenSLMs [317] were adapted from large language models to analyze genomic data, specifically focusing on the evolutionary landscape of SARS-CoV-2 genomes. In a different vein, the GPN-MSA [19] model introduces a novel framework for DNA language models by harnessing whole-genome sequence alignments across multiple species.

**Evaluation Metric.** The evaluation metrics for function prediction mainly include accuracy, F1-score, sensitivity, specificity, and precision. For structure prediction, a common evaluation approach is to assess the accuracy of predicted DNA structures against known structures. Median AUROC (Area Under the Receiver Operating Characteristic Curve) is often used for chromatin profile prediction in structure prediction. In sequence generation tasks, the evaluation of generated labels plays a pivotal role. Metrics like Matthews correlation coefficient (MCC), perpendicular distance, true positive rate, and false positive rate values are widely used for label classification. As for the sequence variation and evolution analysis, AUROC can be used for classifying pathogenic variants. Additionally, the accuracy in identifying variants of concern is also a critical metric.

#### 6.4 Summary

This section provides a comprehensive overview of Genomic Large Language Models (Gene-LLMs), detailing their application in computational biology for analyzing DNA and RNA sequences. It categorizes Gene-LLMs into encoder-only, decoder-only, and encoder-decoder models, highlighting their architecture, datasets, and evaluation methods. The discussion emphasizes the significance of these models in understanding gene function, chromatin profile prediction, splice site prediction, binding site prediction, and structure prediction, showcasing their capabilities in generating sequences and analyzing sequence variation and evolution. However, it is evident that the availability of generative Gene-LLMs (e.g., decode-based models) is severely limited, necessitating the development of robust generative models to facilitate diverse genomics applications.

## 7 MULTI-MODAL SCIENTIFIC LARGE LANGUAGE MODELS

Multimodal Large Language Models have emerged as a prominent research area, utilizing robust LLMs as the core to handle multimodal data. These models possess a distinctive capability to incorporate diverse data types like text, images, audio, and other forms of information, enabling comprehensive exploration and problem-solving across various domains. The multimodal models hold promising prospects, particularly in the realms of biological and chemical sciences encompassing protein, molecular, and genomic studies. In this section, we explore recent advancements in multimodal models within these scientific fields (i.e., MM-Sci-LLMs), highlighting their capabilities and the exploited datasets. Note that, this survey focuses on cross-lingual multimodal models, involving at least two languages from different domains, such as text and molecule. Hence, we exclude the monolingual multimodal approaches from MM-Sci-LLMs, like the joint modeling of protein sequences and structures [228, 261, 302]. The diverse forms of different languages and modalities are illustrated in Figure 4, and the overview of this section is shown in Figure 11.

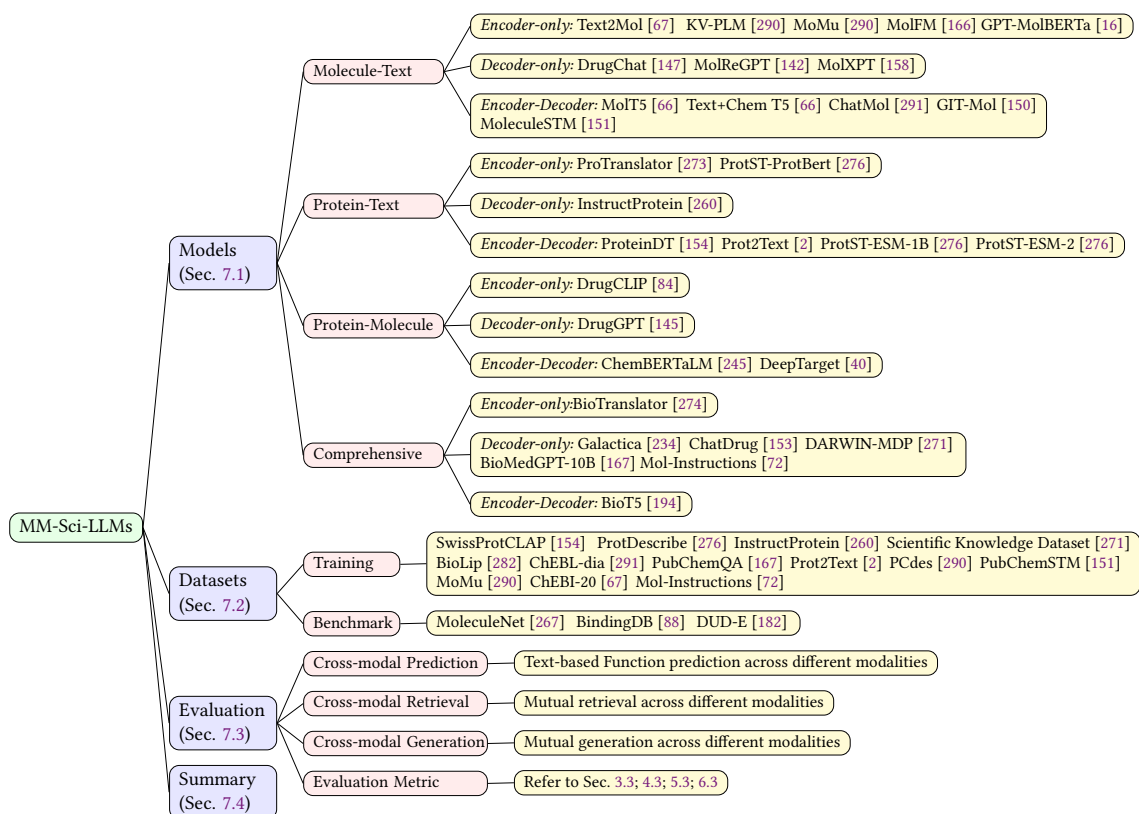


Fig. 11. Chapter overview of MM-Sci-LLMs.

Table 9. Summary of MM-Sci-LLMs

	Model	Time	#Parameters	Base Model	Pretraining Dataset	Open-source
Mol.&Text	Text2Mol [67]	2021.11	117M	GCN, SciBERT	PubChem, ChEBI	✓
	KV-PLM [290]	2022.02	110M	SciBERT	MoleculeNet, USPTO 1k TPL [213], Chemprot [129], BC5CDR [143]	✓
	MoMu [227]	2022.09	110M	SciBERT, GIN	S2ORC [159], PubChem, OGB [107]	✓
	MolT5 [66]	2022.11	60M	T5	ChEBI-20	✓
	Text+Chem T5 [48]	2023.05	40M/220M	T5	ChEBI-20	✓
	DrugChat [147]	2023.05	13B	GNN, Vicuna	PubChem, ChEMBL	✓
	MolReGPT [142]	2023.06	-	ChatGPT	ChEBI-20	✓
	ChatMol [291]	2023.06	-	T5	ChEBL-dia [291]	✓
	MolXPT [158]	2023.05	350M	GPT-2	PubChem, PubMed	×
	MolFM [166]	2023.07	138M	GIN, Trans. enc., TransE [25]	PubChem, S2ORC	✓
	GIT-Mol [150]	2023.08	700M	SciBERT, GIN, SwinTransformer [157]	PubChem, ChEBI-20	×
	GPT-MolBERTa [16]	2023.10	-	RoBERTa	MoleculeNet	✓
	MoleculeSTM [151]	2023.12	252M	GraphMVP [152], SciBERT Chemformer [111]	PubChemSTM	✓
Prot.&Text	ProTranslator [273]	2022.04	-	PubMedBert	-	✓
	ProteinDT [154]	2023.02	-	SciBERT, ProtBERT	SwissProtCLAP	×
	ProtST-ProtBert [276]	2023.07	420M	ProtBert, PubMedBERT	ProtDescribe	✓
	ProtST-ESM-1b [276]	2023.07	650M	ESM-1b, PubMedBERT	ProtDescribe	✓
	ProtST-ESM-2 [276]	2023.07	650M	ESM-2, PubMedBERT	ProtDescribe	✓
	Prot2Text [2]	2023.07	283M	ESM2, RGCN [212], Trans. dec.	Prot2Text	×
	InstructProtein [260]	2023.10	1.3B	OPT [295]	InstructProtein	×
Mol.&Prot.	ChemBERTaLM [245]	2022.09	-	RoBERTa, ChemBERTa	BindingDB, MOSES [196]	✓
	DeepTarget [40]	2023.03	-	Transformer	ChEMBL	✓
	DrugGPT [145]	2023.06	1.5B	GPT-2	ZINC20	✓
	DrugCLIP [84]	2023.10	-	SE(3) 3D Transformer	PDBBind [251], BioLip, ChEMBL	×
Comprehensive	Galactica [234]	2022.11	120B	Trans. dec.	-	✓
	BioTranslator [274]	2023.02	-	PubMedBERT	-	✓
	ChatDrug [153]	2023.05	-	ChatGPT	-	✓
	BioMedGPT-10B [167]	2023.08	10B	LLaMA2, GIN, ESM-2	PubChemQA, UniProtQA	✓
	DARWIN-MDP [271]	2023.08	7B	LLaMA	SciQ, FAIR [264]	✓
	BioT5 [194]	2023.10	252M	T5	ZINC20	✓
	Mol-Instructions [72]	2023.11	-	LLaMA	Mol-Instructions	✓

## 7.1 Models

To provide a comprehensive overview of MM-Sci-LLMs, we categorize them into four groups: molecule-text models, protein-text models, protein-molecule models, and comprehensive models, based on the specific modality they focus on. Table 9 shows the summary of MM-Sci-LLMs.

### 7.1.1 Molecule-Text Models.

Molecule-text models are designed to understand both the chemical structure and text descriptions of molecules by creating associations between text-molecular structure data pairs. This approach enables the model to effectively discern distinctions between various molecules, enhancing its ability for generalization.

Text2Mol [67], KV-PLM [290], MoMu [227], MolFM [166], GPT-MolBERTa [16] and MoleculeSTM [151] represent a suite of encoder-based molecule-text multimodal models. Text2Mol [67] is a multimodal embedding approach to establish an aligned semantic space between text and molecules, facilitating cross-modal retrieval. This approach introduces the ChEBI-20 dataset and employs cross-modal attention-based association rules to enhance the performance in downstream tasks. KV-PLM [290] represents a cross-modal learning approach that integrates molecular structural information with SMILES into textual knowledge. Similar to BERT’s pre-training in an unsupervised fashion, this method

facilitates the acquisition of meta-knowledge regarding structural fragments within the textual context. MoMu [227] is a molecular multimodal model pretrained on both molecular graphs with Graph Isomorphism Network (GIN) [275] and their semantically related textual data with SciBERT [18] via contrastive learning, establishing a crucial link between molecular graphs and natural language. MolFM [166] serves as a multimodal molecular foundation model, facilitating joint representation learning from molecular structures, descriptive texts, and knowledge graphs. It proposes a cross-modal attention mechanism that enhances the comprehension of molecular structures by incorporating atoms, neighboring molecule entities, and semantically related texts. GPT-MolBERTa [16] utilizes ChatGPT to generate rich textual descriptions of molecules, which is then used to pre-train the RoBERTa model in a self-supervised manner. MoleculeSTM [151] employs a molecule encoder and a text encoder with a contrastive learning strategy to jointly learn the chemical structures and their textual descriptions.

DrugChat [147], MolXPT [158] and MolReGPT [142] are decoder-based molecule-text multimodal models. DrugChat [147] combines a graph neural network (GNN) and Vicuna [43] (a classical LLM) to enable ChatGPT-like capabilities on drug molecule graphs. MolXPT [158] is a generative pre-trained model that jointly models text and molecules. It aims to enhance the interaction between molecules and text, facilitating tasks such as molecular property prediction and text-guided molecule generation. MolReGPT [142] framework utilizes in-context few-shot molecule learning to enable language models to perform molecule-caption translation tasks without fine-tuning. MolT5 [66], Text+Chem T5 [48], ChatMol [291] and GIT-Mol [150] use encoder-decoder architectures. MolT5 [66] is a T5-based self-supervised learning framework that allows for the translation between molecules and natural language. Text+Chem T5 [48] leverages multi-task learning to unify molecular and textual representations, which can solve language tasks, chemical tasks, and cross-domain tasks, without the need for task-specific fine-tuning or retraining. ChatMol [291] is initialized with T5 and conducts multi-task pre-training, facilitating conversational molecular design through natural language interaction. Based on Q-Former design from BLIP2 [141], GIT-Mol [150] proposes a novel modality mixer designed with a cross-attention mechanism, enabling seamless fusion of multiple molecular modalities, including SMILES, texts, images, and structure graphs.

#### 7.1.2 Protein-Text Models.

The utilization of textual data from literature and databases has become increasingly important in protein research, leading to the emergence of protein-text multimodal models. ProTranslator [273] innovatively approaches protein function prediction by redefining it as a machine translation problem. By utilizing textual descriptions, ProTranslator can annotate proteins to functions without the need for pre-known associated proteins. ProteinDT [154] adopts contrastive learning to align the representation space of text and protein sequences. The ProteinDT model addresses the problem of aligning text and protein sequences to enable text-guided protein design and editing tasks. ProtST series [276], including ProtST-ESM-1B, ProtST-ESM-2, and ProtST-ProtBert, are models enhancing protein sequence pre-training by integrating biomedical texts. Leveraging tasks like unimodal mask prediction and multimodal representation alignment, these models demonstrate superior performance in representation learning benchmarks. Prot2Text [2] predicts a protein’s function in free text format by integrating GNNs and LLMs in an encoder-decoder framework. InstructProtein [260] stands out as a decode-only LLM bridging the gap between human and protein languages through bidirectional generative capabilities.

#### 7.1.3 Protein-Molecule Models.

Protein-molecule models focus on converting protein information into molecular information and exploring potential associations between the two. Protein-molecular models typically employ an encoder-decoder architecture, where

the encoder converts a protein sequence into fixed-length vectors, and the decoder generates molecular information from those vectors. ChemBERTaLM [245] uses a pre-trained biochemical language model to initialize a target molecule generation model, aiming to address the challenge of limited data on new protein labeling in drug discovery. DeepTarget [40] is an innovative deep generative model that designs new drug molecules directly from protein amino acid sequences, integrating adversarial networks and contrastive learning to minimize reliance on existing structural information. DrugGPT [145] is built upon the GPT framework for ligand design, enabling precise capture of both structural information and chemical principles governing drug molecules. DrugCLIP [84] is a novel approach to virtual screening for potential drugs that uses contrastive learning to align representations of binding protein pockets and molecules. These methods aim to improve the efficiency and accuracy of drug discovery through AI-assisted methods.

#### 7.1.4 Comprehensive Models.

In this survey, the comprehensive multimodal models include text, proteins, molecules, genomes and other scientific languages. Their potential impact spans diverse domains, particularly offering significant support in accelerating fundamental science research. Galactica [234], BioTranslator [274], ChatDrug [153], BioMedGPT0-10B [167], DARWIN-MDP [271], BioT5 [194] and Mol-Instructions [72] are representative comprehensive multimodal models. Galactica [234] is a scientific language model based on a decoder-only architecture, trained on a massive corpus of 106 billion tokens from various scientific texts and knowledge bases. Its strength lies in its ability to efficiently process extensive scientific datasets, enhancing its potential utility in specific scientific tasks. BioTranslator [274] leverages PubMedBERT [89] for modeling textual descriptions and fine-tunes it using ontologies across various domains, showcasing its versatility in integrating diverse modalities for sophisticated biological data analysis. ChatDrug [153] utilizes conversational language models to perform drug editing tasks. It addresses the problem of modifying small molecules, peptides, and proteins to achieve specific properties, such as solubility or secondary structure, by leveraging the knowledge extraction and summarization capabilities of the language model. BioMedGPT-10B [167] is an open multimodal generative pre-trained transformer, to bridge the modality gap in biomedicine by aligning different biological modalities with natural language. It addresses the challenge of effectively communicating with diverse biological modalities through free text, including molecular structures, protein sequences, pathways, and cell transcriptomics. DARWIN-MDP [271] is a variant of the DARWIN series that involves 16 FAIR datasets to generate instructions for material and device prediction tasks, such as classification, regression, and design. BioT5 [194] is a pre-training framework that leverages structured and unstructured data sources to capture the underlying relations and properties of bio-entities. It aims to address the challenges in cross-modal generation and prediction tasks in the field of computational biology. Mol-Instructions [72] aims to address the challenge of enhancing LLMs' performance in tasks related to molecules, proteins, and biomolecular text by providing task-specific instructions.

## 7.2 Datasets

Similar to the taxonomy of multimodal models, we divide multimodal datasets into four categories. The following present popular datasets for each category, which is also summarized in Table 10.

#### 7.2.1 Molecule-Text Datasets.

The molecule-text datasets are mainly sourced from chemical literature, patents, drug instructions, etc., which contain descriptions of molecules. After pre-processing (e.g., data clearing), it can be used to train the model to achieve communication between molecular language and natural language. .

Table 10. Summary of datasets for MM-Sci-LLMs

	Dataset	Time	Scale	Keywords
Mol.&Text	ChEBI-20 [67]	2021.11	33K	Cross-Lingual Retrieval
	PCdes [290]	2022.02	15K	SMILES strings, Cross-information Retrieval
	MoMu [227]	2022.09	15K	Bidirectional Molecular Graph-to-text Retrieval
	PubChemSTM [151]	2022.12	281K+250K	Structure-Text Pairing
	ChEBL-dia [291]	2023.06	10K	Molecule Generation Evaluation
	PubChemQA [167]	2023.08	325K+365K	Molecule Description
Prot.&Text	SwissProtCLAP [154]	2023.02	441K	Protein Sequence Analysis
	ProtDescribe [276]	2023.07	553K	Protein Sequence Representation
	Prot2Text [2]	2023.07	256K	Protein Function Prediction
	UniProtQA [167]	2023.08	569K+1.8M	Protein Function and Property
	InstructProtein [260]	2023.10	2.8M	Structured KG, Bidirectional Protein-Text Generation
Mol.&Prot.	DUD-E [182]	2012.06	22k	Ligand Diversity, molecular docking
	BioLiP [282]	2012.10	204k	ligand-protein interactions, molecular docking
	BindingDB [88]	2016.01	1.1M	protein-ligand interactions, drug design
Comprehensive	Galactica [234]	2022.11	62.2M	Large Scientific Corpus
	Scientific Knowledge Dataset [271]	2023.08	13k+6M	biomolecular studies
	Mol-Instructions [72]	2023.10	2M	Comprehensive Instruction, Diverse Text Descriptions

- **ChEBI-20** [67]. ChEBI-20 was created by collecting ChEBI [95] annotations of compounds from PubChem [123, 126], leading to a collection of 102,980 compound-description pairs. From this data, a subset of 33,010 pairs was curated to form the ChEBI-20 dataset. It can be applied to assess the model’s efficacy in molecular captioning tasks.
- **PCdes** [290]. PCdes comprises SMILES notations and corresponding property descriptions for 15,000 molecules from PubChem [256]. This dataset facilitates cross-information retrieval tasks. For instance, KV-PLM [290], when fine-tuned on PCdes, aims to optimally select matching SMILES strings or property description sentences for each other.
- **MoMu** [227]. MoMu was developed by aggregating SMILES strings from the first 50,000 molecular compounds in the PubChem [256] database and transforming them into molecular maps. This process was complemented by incorporating relevant scientific texts from the fields of medicine, biology, chemistry, and computer science, obtained from the S2ORC [159] database. The final dataset comprised 15,613 pairs of graphic documents. It can be used for many tasks and applications related to molecular structure and properties, including molecular image description generation, zero-sample molecular generation, molecular property prediction, and molecular similarity calculation.
- **PubChemSTM** [151]. PubChemSTM dataset is constructed using data from the PubChem [124] database, which consists of 250,000 molecules and 281,000 structure-text pairs. PubChemSTM is used to train the MoleculeSTM model [151], and can be extended to structure-text retrieval tasks and text-based molecule editing tasks.
- **PubChemQA** [167]. PubChemQA is composed of molecules and their associated textual descriptions sourced from PubChem [125]. This dataset is characterized by a singular question format: “Please describe the molecule.” This dataset includes 325,754 unique molecules and 365,129 molecule-text pairs, with an average of 17 words per text description.

### 7.2.2 Protein-Text Datasets.

The text-protein dataset focuses on converting text information into protein-related information, including predictions about protein structure, function, and interactions. These datasets typically contain protein sequences, descriptive text, and corresponding annotation information. They have a wide range of applications in bioinformatics and provide a rich resource for the research community to explore new methods and strategies for converting text information into protein information, or vice versa.

- **SwissProtCLAP** [154]. The SwissProtCLAP dataset, derived from the SwissProt database [26]—a subset of UniProt [54], consists of 441,000 text-protein sequence pairs. This dataset finds extensive applications in bioinformatics and molecular biology, particularly in tasks requiring the integration of textual descriptions with protein sequences.
- **ProtDescribe** [276]. The ProtDescribe dataset, comprising 553,052 aligned pairs of protein sequences and corresponding property descriptions, is constructed using data from the Swiss-Prot database [15]. This database is renowned for its high-quality annotations of diverse protein properties. The dataset facilitates the incorporation of protein property information into protein language models, thereby enhancing their ability to model semantic correlations between known and unknown protein properties.
- **UniProtQA** [167]. UniProtQA is a dataset comprising proteins and corresponding textual queries about their functions and properties. This dataset, derived from UniProt [55], encompasses four distinct categories of inquiries related to functional attributes, official nomenclature, protein families, and sub-cellular localizations. It comprises an extensive compilation of 569,516 proteins along with 1,891,506 question-answering instances.
- **InstructProtein** [260]. The InstructProtein dataset is composed of protein-text instruction data derived from the protein knowledge graph constructed by the UniProt/Swiss-Prot database [56], which encompasses a comprehensive collection of 2.8 million data. It is the first high-quality protein instruction dataset for tuning LLMs.

### 7.2.3 Molecule-Protein Datasets.

Protein-molecule interaction datasets are an important resource in the field of bioinformatics and drug discovery, providing detailed information on interactions between proteins and small molecule ligands. These datasets are critical for understanding complex interactions between proteins and small molecules, developing new drugs, and predicting molecular behavior.

- **DUD-E** [182]. The DUD-E dataset represents an enhanced benchmarking collection developed for evaluating molecular docking. It includes 102 proteins, accompanied by 22,886 clustered ligands sourced from ChEMBL [86]. This dataset was designed to offer a robust and diverse benchmark for well-researched targets, characterized by a substantial number of ligand affinities measurements and a variety of distinct cocrystal ligand structures.
- **BioLiP** [282]. The BioLiP dataset is constructed by utilizing protein structures from the Protein Data Bank (PDB) [207] as templates, encompassing a total of 204,223 entries. This dataset serves multiple purposes, including aiding in template-based ligand-protein docking, virtual ligand screening, and annotating protein functions.
- **BindingDB** [88]. The BindingDB dataset is predominantly constructed using data derived from scientific articles and, to an increasing extent, from US patents. It comprises roughly 1.1 million quantified protein-small molecule affinities, encompassing about 490,000 small molecules and several thousand proteins. This dataset

is valuable for various purposes: medicinal chemists can employ it for designing drugs targeted at specific proteins; computational chemists can use it to test and refine algorithms in computer-aided drug design; and pharmacologists can utilize it to screen drug candidates for potential side effects or to formulate hypotheses about the mechanisms of action of new bioactive compounds.

#### 7.2.4 Comprehensive Datasets.

The comprehensive datasets amalgamate various data modalities, encompassing protein, molecular, genomic compositions, and associated textual data, thereby enabling a holistic perspective in comprehending biological entities. This dataset plays a crucial role in the training of LLMs for tasks such as prediction of protein-molecule interactions, drug discovery, and automated analysis of biomedical texts, effectively bridging the disciplinary divide between molecular biology and computational linguistics.

- **Galactica** [234]. The Galactica dataset, constructed from an extensive scientific corpus, encompasses over 62.22 million documents with 106 billion tokens. It uniquely combines natural language sources, such as academic papers and textbooks, with sequences found in nature, including protein sequences and chemical formulas. Furthermore, this dataset incorporates processed LaTeX to encapsulate intricate scientific data, as well as academic code pertinent to computational science. This composition makes the Galactica dataset an invaluable tool for training neural networks to decode and comprehend the diverse linguistic expressions of scientific disciplines.
- **Scientific Knowledge Dataset** [271]. The Scientific Knowledge Dataset is constructed using two main sources: the SciQ dataset [263], which includes 13,679 science exam questions and answers, and a dataset of 6,057,261 full-text scholarly papers from the Web of Science. This comprehensive dataset is designed to train and enhance large language models for scientific tasks, such as question-answering and knowledge modeling in natural science domains.
- **Mol-Instructions** [72]. The Mol-Instructions is a comprehensive focus on biomolecular studies and is divided into three main components:
  - **Molecule-Oriented Instructions:** This segment comprises approximately 1.484 million instructions, distributed across six distinct tasks. It tackles key challenges in various chemical reactions and molecular design.
  - **Protein-Oriented Instructions:** This segment encompasses roughly 505,000 instructions, spread over five categories of tasks. These tasks are specifically designed to predict protein structure, function, and activity, and also support protein design based on textual instructions.
  - **Biomolecular Text Instructions:** This portion includes six information extraction and QA tasks represented through 53,000 instructions.

In summary, the Mol-Instructions dataset is instrumental for the training and improvement of LLMs, specifically in their ability to comprehend and interpret intricate biomolecular data.

### 7.3 Evaluation

When evaluating MM-Sci-LLMs in the realm of multimodal models, their capabilities are primarily assessed based on three critical areas: cross-modal prediction, retrieval and generation.



**Cross-modal Prediction.** Cross-modal prediction is a task that involves using multimodal models to predict the functionality of molecules, proteins, and genomes based on textual instructions. These approaches combine different types of data, such as text and molecular structures, to make accurate predictions about the function of biological entities. The specific functions can be found in Section 4.3, 5.3, 6.3. Most encoder-based multimodal models such as MoleculeSTM [151] are designed for this task. Moreover, decode-only architectures such as Mol-Instructions [72] also possess the capability to directly generate functions. As a fundamental task, cross-modal function prediction has various applications in bioinformatics and drug discovery, including identifying potential drug targets, understanding the interactions between proteins, and predicting the activity of molecules.

**Cross-modal Retrieval.** Cross-modal retrieval refers to the process of retrieving information from one modality based on a query from another modality, and vice versa. In the context of multimodal scientific language models, cross-modal retrieval primarily involves retrieving molecules, proteins, and genomes that are related to textual descriptions, and vice versa. For example, given a textual description of a molecule, a multimodal model can be used to retrieve similar molecules based on their functional descriptions. This can be useful in drug discovery, where researchers may want to find molecules that have specific properties. Models can accomplish these tasks include KV-PLM [290], MoMu [227] and MolFM [166]. On the other hand, given a protein or genomic dataset, a multimodal model such as ProtST-ESM-1b [276] can be used to retrieve textual descriptions that provide information about the properties, functions, or interactions of the proteins or genes in the dataset. This can aid in understanding the biological mechanisms or relationships between different proteins or genes. Additionally, multimodal models can retrieve relevant protein sequences corresponding to a given molecular structure, or find the appropriate molecular structures based on a protein sequence. For example, DrugCLIP [84] uses a dense retrieval approach, employing contrastive learning to maximize similarity between a protein-molecule pair, which enables two-way screening.

**Cross-modal Generation.** Cross-modal generation tasks aim to generate data in one modality based on data from another modality, which involves establishing interconnections between the different modalities. MM-Sci-LLMs are designed to process data from multiple modalities including texts, molecules, proteins, and genomes. For example, Text2Molecule refers to generating molecular information (e.g., SMILES), based on input text descriptions. Many models can accomplish this task including Text2Mol [67], MolT5 [66], and MOL-Instruction [72]. The bidirectional conversion capability of cross-modal generation models allows them to not only generate data in one modality based on data from another modality but also to convert data from one modality to another. For example, Molecule2Text is to produce precise and pertinent textual descriptions derived from molecular data, namely molecule captioning. Similar to the mutual generation of molecule and text, Text2Protein aims to generate protein-related information including sequences and structures based on text descriptions. A representative model is ProteinDT [154] which introduced a text-guided protein design method. Conversely, Protein2Text converts protein sequences into detailed text descriptions to express the complex biological characteristics of proteins. Prot2Text [2], BioMedGPT-10B [167] and MOL-Instruction [72] can address this task effectively. Additionally, Protein2Molecule involves the process of generating relevant molecules from protein sequences, which can be achieved by ChemBERTaLM [245] and DrugGPT [145]. Overall, cross-modal generation in multi-modal models plays a crucial role in bridging the gap between different modalities and enabling the creation of new and cohesive multi-modal data.

**Evaluation Metric.** The evaluation criteria for MM-Sci-LLMs are similar to those used by uni-modal LLMs introduced in previous sections (Sec. 3.3, 4.3, 5.3, and 6.3), such as the standard classification and retrieval metrics. Hence, we

will not elaborate on them again. In particular, in multimodal generation tasks, we emphasize the crucial alignment between the generated content and the input instruction, which necessitates evaluation using specific cross-modal alignment metrics. These metrics evaluate how well the model’s output in one modality (e.g., molecule) aligns with the input or context provided in another modality (e.g., text). However, defining these metrics is challenging due to inherent difficulties in quantifying alignment across different modalities. Therefore, human evaluation often plays a crucial role as expert evaluators can assess biological relevance, novelty, and practical applicability of the generated content, providing insights that automated metrics might overlook.

#### **7.4 Summary**

In this section, we conduct a comprehensive examination of the multimodal scientific models MM-Sci-LLMs, which integrate diverse modalities including molecules, proteins, genomes, and textual data. Our investigation entails a detailed analysis of their distinctive architectural designs and capabilities, with particular emphasis on the interactions across multiple modalities. Additionally, we scrutinize the datasets pivotal for training and evaluating these models. MM-Sci-LLMs represent a rapidly growing research direction that integrates multiple modalities of scientific data. Currently, this field is still in its early developmental stages, offering significant opportunities for pioneering works and innovative applications in science discovery.

## 8 CONCLUSION AND PERSPECTIVE

In this survey, we have explored the latest advancements in Sci-LLMs, particularly in the biological and chemical fields. The survey began by establishing the foundational concepts of scientific languages, encompassing textual, molecular, protein, and genomic categories, as detailed in Sec. 2. We then delved into each scientific language type, examining their recent developments. This examination included an in-depth look at their model architectures, capabilities, datasets, and evaluation, covered in Sec. 3, Sec. 4, Sec. 5, and Sec. 6, respectively. A notable highlight of the survey is Sec. 7, where we presented the emerging multimodal Sci-LLMs, focusing on the integration of multiple scientific language systems.

In what follows, we discuss the research challenges of Sci-LLMs and potential avenues for future exploration. Given the considerable advantages and growing prominence of generative LLMs in scientific applications, our discussion will primarily focus on these generative Sci-LLMs. This targeted approach allows us to thoroughly examine the unique aspects and possibilities that generative models offer in advancing the field of Sci-LLMs.

### 8.1 Critical Challenges

Although previous research has made notable strides in the field of Sci-LLMs, it is important to acknowledge that this area of study is still in its nascent stages. In the process of preparing this survey, we conducted a thorough examination of existing studies and identified several critical challenges that are yet to be addressed. These challenges highlight the evolving nature of Sci-LLM research and underscore the need for continued exploration in this domain.

#### 8.1.1 Training Data.

Data stands as the foundation of AI model development. In exploring Sci-LLMs, we focus on key factors that influence their growth and effectiveness.

- **Scale of Pre-training Datasets.** The scale of pre-training datasets is a pivotal factor constraining the advancement of larger-scale Sci-LLMs. In the realm of language models, scaling laws delineate the relationship between an LLM’s size (quantified by parameters or computational resources) and its performance, indicating that a model’s capabilities and effectiveness tend to enhance, often in a nonlinear or exponential manner, as its size increases. Given that data acts as the fuel for AI models, amassing a substantial volume of pre-training data is critical for the development of larger and potentially more proficient LLMs. When contrasting general LLMs with Sci-LLMs, a stark difference emerges in their data scales. General LLMs often comprise hundreds of billions of parameters, while Sci-LLMs typically operate on the scale of billions. This disparity is largely due to the vast abundance of human language data on the web. For instance, ChatGPT, with its 175 billion parameters, is estimated to be trained on 570 billion tokens. In contrast, a protein language model like ProGen, despite having 1.2 billion parameters, is limited to training with 280 million protein sequences, encompassing tens of billions of tokens. However, there is a silver lining. With the continuous advancements in sequencing technologies, including DNA and protein sequencing, more gene and protein sequences are being identified. These advancements are expected to significantly contribute to the development of larger and more capable Sci-LLMs.
- **Quality of Finetuning Datasets.** Following pre-training, Sci-LLMs undergo a supervised fine-tuning process using labeled datasets. This stage is pivotal as it trains the models to follow specific instructions and generate the desired outputs. The effectiveness of this fine-tuning is heavily dependent on the quality of the labeled datasets, which can be assessed in terms of scale, diversity, and balance. A larger scale of fine-tuning datasets generally leads to more proficient models, as they are exposed to a wider array of scenarios. However, compiling extensive annotated data can be resource-intensive. Besides, data diversity is also crucial; reports have shown that exposing

LLMs to a broader spectrum of instructions enhances their ability to generalize across various downstream tasks. Equally important is the balance within the datasets. An imbalanced distribution of labels can lead Sci-LLMs to disproportionately favor predictions in the majority class, undermining their effectiveness.

- **Lack of Cross-modal Datasets.** The quality of these cross-modal datasets, predominantly used in the fine-tuning stages, must be rigorously assessed in terms of scale, diversity, and balance. However, beyond these factors, the alignment between modalities emerges as a crucial and more complex consideration. Alignment entails ensuring that each data point contains samples from different language systems which express the same or relevant semantic content. This requirement demands consistent semantic representation across different modalities. This deficiency could result in a narrowed scope of instructional diversity and a limited span of language systems included. To foster the effective development of robust multi-modal Sci-LLMs, it is essential to ensure that these datasets are not just extensive in scale but also rich in diversity and balance. They must also maintain strong semantic alignment across the various modalities, thereby enabling more accurate cross-modal interactions and interpretations.

The extensive pre-training corpus of Sci-LLMs provides vital exposure to a diverse array of semantic and linguistic elements. In fine-tuning these models, it is imperative to focus on aspects such as scale, diversity, balance and alignment across modalities. Such attention ensures the maximization of Sci-LLMs’ performance in various applications.

#### 8.1.2 Architectures and Learning Objectives.

While most LLMs rely on Transformer-based architectures to learn semantic relevance in languages, this approach may not be ideally suited for Sci-LLMs. Several reasons underpin this mismatch:

- **Handling Longer Sequences.** Scientific languages often comprise sequences that are significantly longer than typical natural language sentences. For instance, a protein sequence might contain hundreds or thousands of amino acids, while a natural language sentence usually has fewer than 30 words. This disparity in sequence length poses computational efficiency challenges for traditional Transformer-based architectures. To address this, recent models such as RWKV, Hyena, and S4 have been developed, showcasing innovations in handling longer sequences more effectively.
- **Incorporating 3D Structural Information.** Current biological and chemical language models struggle to explicitly incorporate crucial 3D structural information, which is often more important than sequences alone for understanding functions and properties. 3D structural data, typically represented as atom coordinates, does not seamlessly integrate into traditional language systems. Recent studies have attempted to map 3D structures to learning tokens, aiming to create structural tokens in addition to sequence tokens. These efforts, though promising, are still in their infancy.
- **Autoregressive Learning Objective Limitations.** Natural languages are generally processed in an autoregressive manner. However, this is not the case with biological and chemical languages, which are not inherently created or interpreted autoregressively. In these domains, sequences function as a whole. Therefore, an ideal learning objective for a Sci-LLM should allow the model to capture semantic information from the entire sequence, considering bidirectional context, rather than relying solely on one-way information flow.

These considerations highlight the need for specialized adaptations or entirely new model architectures and learning objectives for Sci-LLMs to effectively process and understand scientific languages, taking into account their unique characteristics and requirements.

### 8.1.3 Model Evaluation.

The effective evaluation of LLMs remains a critical area of research focus. As detailed in Sec. 3, researchers often utilize Bloom’s taxonomy, a framework defining six cognitive levels of educational objectives, to assess learning and understanding in LLMs. However, the unique nature of Sci-LLMs necessitates a tailored approach to evaluation. Unlike general LLMs, Sci-LLMs are primarily geared towards mastering scientific knowledge and demonstrating utility in research-oriented scenarios. To address this, we propose a novel evaluation framework that categorizes Sci-LLM capabilities based on the complexity of scientific knowledge and research acumen. This framework classifies capabilities into pre-college, college, and post-college levels, aligning the model’s understanding and output with the sophistication expected at these educational stages.

However, this methodology predominantly addresses textual outputs. The challenge intensifies when evaluating the generation of biological and chemical languages, such as those used in the *de novo* design of proteins or molecules. Currently, it is arduous for computational systems, and even more so for human experts like biologists and chemists, to accurately ascertain the characteristics and efficacy of these generated entities based solely on observation. Computational methods like molecular simulation offer some insights, but their reliability can vary, sometimes deviating significantly from actual outcomes, not to mention that they are usually too slow to closely collaborate with Sci-LLMs.

The computational metrics discussed in Sec.4, Sec.5, and Sec. 6 offer indirect indications of the quality of newly generated proteins or molecules. However, these indicators are not always definitive. Wet-lab experiments remain the gold standard for validation, yet they are often beyond the scope and capabilities of many AI research teams. This gap underscores the urgent need for more robust and reliable computational evaluation and benchmarking systems. Such systems would not only augment the accuracy of assessments in the absence of wet-lab experimentation but also enhance the overall development and application of Sci-LLMs in scientific research.

### 8.1.4 Ethics.

The ethical considerations in the development and application of Sci-LLMs are multifaceted and critical. Firstly, data privacy and consent are paramount, especially when dealing with sensitive biological data. Ensuring that genomic data, for instance, is anonymized and used with proper consent is vital to maintaining individual trust. Secondly, there is the risk of misuse of information, such as the potential for creating harmful biological substances or contributing to bioterrorism, necessitating stringent control measures. Bias in algorithmic decision-making also poses a significant ethical challenge. Sci-LLMs, like general LLM systems, can perpetuate and amplify biases present in their training data, leading to skewed outcomes in scientific research and applications. Lastly, there is an ethical imperative to ensure equitable access to the benefits of Sci-LLMs, preventing the exacerbation of existing inequalities in scientific research and healthcare. Addressing these ethical issues requires a collaborative approach involving ethicists, scientists, policymakers, and other stakeholders to develop robust guidelines that ensure responsible and beneficial use of Sci-LLMs.

## 8.2 Future Directions

To propel forward the field of AI-driven scientific discovery, we have pinpointed five key research avenues that hold promise for the advancement of more capable Sci-LLMs in the future.

- **Construction of Larger-scale, High-quality, and Cross-modal Training Datasets.** As we analyzed before, a critical challenge lies in the realm of training data. Expanding the pre-training dataset is contingent upon advancements in biological sequencing technologies and the open-sourcing of chemical molecular data. Concurrently, the responsibility of maintaining high-quality fine-tuning datasets, particularly in the cross-modal domain,

falls to AI research teams. These enhanced datasets are instrumental in not only improving the understanding of single-modal language systems by Sci-LLMs but also in enabling them to tackle biological and chemical tasks from a more integrated, cross-modal perspective. This dual focus on expanding and refining training datasets is crucial for realizing the potential of larger and more effective Sci-LLMs in practical scientific research scenarios.

- **Incorporating 3D Stereo-Temporal Information into Scientific Language Systems.** The inherent nature of biological and chemical data is rooted in the three-dimensional physical world, where the functionalities are primarily determined by their constantly changing 3D structures. This highlights the urgent need to integrate 3D structural and temporal information into language-based modeling approaches. In addition to the recent structural tokens, it may be equally crucial to explore structural motifs. These motifs, akin to Lego building blocks in their ability to interlock and compose protein conformations, represent specific 3D structures that hold significant potential for modeling. By incorporating these structural motifs into the scientific lexicon, they can be learned and processed by Sci-LLMs in a manner similar to other tokens. Besides, the learning process is supposed to capture the dynamic alternation of 3D structures. This would enrich the models' understanding and representation of the intricate three-dimensional aspects of biological and chemical data.
- **Sci-LLM's Marriage with External Knowledge Sources.** After centuries of development, scientists have accumulated a wealth of domain knowledge. For instance, biologists have developed the Gene Ontology, a comprehensive knowledge graph that systematically delineates the relationships between protein sequences and their functions. The potential synergy between Sci-LLMs and these external knowledge sources represents a substantial opportunity for enhancement. By integrating Sci-LLMs with such rich, structured external resources, their capabilities can be significantly expanded, overcoming the potential issues such as hallucination. This approach underscores the importance of looking beyond sequence data and embracing a more holistic view in the development of Sci-LLMs.
- **Sci-LLM Interacting with Physical Simulation.** Current Sci-LLMs are primarily adept at capturing the semantics inherent in sequence data. However, the realm of scientific understanding extends far beyond sequence data alone, encompassing a wealth of additional resources that can significantly contribute to a deeper comprehension. For instance, the field of Molecular Dynamics (MD) offers simulations that mirror the physical world, providing insights into molecular behavior and interactions. The interplay between Sci-LLMs and MD would not only complement the existing data-processing strengths of Sci-LLMs but also enrich their analytical power, leading to more nuanced and accurate interpretations of complex scientific phenomena.
- **Augmenting Sci-LLMs with Specialized Tools and Agents.** General LLMs have demonstrated remarkable proficiency in leveraging software and tools, such as calculators, to accomplish complex tasks. This capability is equally pertinent to Sci-LLMs, which can be significantly enhanced through integration with science-specific computational tools. A prime example of this is the recent success of GPT-4, which has shown proficiency in web searching, academic paper analysis, and designing experiments, including replicating intricate cross-coupling reactions like the Suzuki and Sonogashira experiments. The realm of scientific tools is vast and intricate, encompassing a wide array of computational resources. The challenge of accurately selecting the appropriate tool or software from tens of thousands of possibilities, precisely inputting data, and effectively interpreting the output, presents a rich area for research exploration. The advancement in this area holds significant promise for augmenting the capabilities of Sci-LLMs, enabling them to perform more sophisticated and specialized scientific tasks with higher precision and efficiency.

- **Development of Computational Evaluation Metrics and Benchmarks.** The proper evaluation of model performance is crucial, especially for generative tasks. This extends beyond the capabilities of AI teams alone, necessitating greater collaboration with experts in computational biology. Unlike the time-intensive process of molecular dynamics, the ideal evaluation metrics for these models should be both rapid to compute and accurate in reflecting outcomes. Establishing such metrics would facilitate the quick construction of evaluation benchmarks, significantly speeding up research iterations. This collaborative approach, merging AI with computational biology, is essential for developing effective, efficient evaluation strategies that can keep pace with the rapid advancements in model development.
- **Super-alignment with Human Ethics.** Alignment with human ethics is pivotal in the development of Sci-LLMs. Super-alignment, in this context, extends beyond basic adherence to ethical norms and encompasses a deep integration of ethical reasoning capabilities within Sci-LLMs. This involves equipping these models with a nuanced understanding of ethical principles and the ability to apply them contextually in diverse scientific domains. For instance, in genomic research, Gene-LLMs should be able to weigh the benefits of genetic discoveries against potential risks like genetic discrimination or privacy breaches. Future research in this area could focus on developing frameworks and algorithms that enable Sci-LLMs to recognize and respect diverse ethical viewpoints, allowing them to suggest or evaluate actions based on ethical principles. Ultimately, the goal is to ensure that the advancements driven by Sci-LLMs are both scientifically robust and ethically sound, thereby fostering trust and acceptance in their applications across various scientific fields.

In this survey, we have conducted a systematic review of scientific large language models, particularly emphasizing the biological and chemical domains. We established the foundational concepts of scientific languages including scientific texts, molecules, proteins, and genomes. Then we delved into each scientific language type, examining the recent developments in Sci-LLMs. This examination included an in-depth look at their model architectures, capabilities, datasets, and evaluation methods. Moving forward, we pinpointed four key challenges and proposed seven promising research directions for future exploration. Our goal is to serve as a comprehensive and insightful resource for both the AI and fundamental science communities, fostering collaborative efforts and driving forward the ‘AI for Science’ research agenda. By effectively modeling scientific languages, LLMs pave a more stable path towards the realization of artificial general intelligence.

## Contributions

This survey is led and organized by Qiang Zhang, Keyan Ding and Huajun Chen, and the contributions of all authors for each section are listed as follows:

- Sec.1: Qiang Zhang, Keyan Ding, Huajun Chen
- Sec.2: Qiang Zhang, Keyan Ding, Renjun Xu, Huajun Chen
- Sec.3: Jing Yu, Keyan Ding, Qiang Zhang, Zhuoyi Xiang, Huajun Chen
- Sec.4: Tianwen Lyu, Keyan Ding, Qiang Zhang, Xiang Zhuang, Jiyu Cui, Huabin Xing, Huajun Chen
- Sec.5: Yiwen Zhang, Keyan Ding, Qiang Zhang, Zeyuan Wang, Hongyang Chen, Huajun Chen
- Sec.6: Qingyu Yin, Keyan Ding, Qiang Zhang, Mengyao Zhang, Jinlu Zhang, Xiaohui Fan, Huajun Chen
- Sec.7: Xinda Wang, Keyan Ding, Qiang Zhang, Xiaotong Li, Yuhao Wang, Ming Qin, Huajun Chen
- Sec.8: Qiang Zhang, Keyan Ding, Huajun Chen

## REFERENCES

- [1] Hisham Abdel-Aty and Ian R Gould. 2022. Large-scale distributed training of transformers for chemical fingerprinting. *Journal of Chemical Information and Modeling* 62, 20 (2022), 4852–4862.
- [2] Hadi Abdine, Michail Chatzianastasis, Costas Bouyioukos, and Michalis Vazirgiannis. 2023. Prot2Text: Multimodal Protein’s Function Generation with GNNs and Transformers. *arXiv:2307.14367* [q-bio.QM]
- [3] Sanjar Adilov. 2021. Generative pre-training from molecules. (2021).
- [4] Walid Ahmad, Elana Simon, Seyone Chithrananda, Gabriel Grand, and Bharath Ramsundar. 2022. Chemberta-2: Towards chemical foundation models. *arXiv preprint arXiv:2209.01712* (2022).
- [5] Microsoft Research AI4Science and Microsoft Azure Quantum. 2023. The Impact of Large Language Models on Scientific Discovery: A Preliminary Study using GPT-4. *arXiv preprint:2311.07361* (2023).
- [6] Sultan Alrowili and Vijay Shanker. 2021. BioM-Transformers: Building Large Biomedical Language Models with BERT, ALBERT and ELECTRA. In *Proceedings of the 20th Workshop on Biomedical Language Processing*. 221–227.
- [7] Weizhi An, Yuzhi Guo, Yatao Bian, Hehuan Ma, Jinyu Yang, Chunyuan Li, and Junzhou Huang. 2022. MoDNA: motif-oriented pre-training for DNA language model. In *Proceedings of the 13th ACM International Conference on Bioinformatics, Computational Biology and Health Informatics*. 1–5.
- [8] Michael Ashburner, Catherine A Ball, Judith A Blake, David Botstein, Heather Butler, J Michael Cherry, Allan P Davis, Kara Dolinski, Selina S Dwight, Janan T Eppig, et al. 2000. Gene ontology: tool for the unification of biology. *Nature genetics* 25, 1 (2000), 25–29.
- [9] Timothy F. Truong Jr au2 and Tristan Bepler. 2023. PoET: A generative model of protein families as sequences-of-sequences. *arXiv:2306.06156* [q-bio.QM]
- [10] Žiga Avsec, Vikram Agarwal, Daniel Visentin, Joseph R Ledsam, Agnieszka Grabska-Barwinska, Kyle R Taylor, Yannis Assael, John Jumper, Pushmeet Kohli, and David R Kelley. 2021. Effective gene expression prediction from sequence by integrating long-range interactions. *Nature methods* 18, 10 (2021), 1196–1203.
- [11] Simon Axelrod and Rafael Gomez-Bombarelli. 2022. GEOM, energy-annotated molecular conformations for property prediction and molecular generation. *Scientific Data* 9, 1 (2022), 185.
- [12] Sarp Aykent and Tian Xia. 2022. Gbpnet: Universal geometric representation learning on protein structures. In *Proceedings of the 28th ACM SIGKDD Conference on Knowledge Discovery and Data Mining*. 4–14.
- [13] Viraj Bagal, Rishal Aggarwal, PK Vinod, and U Deva Priyakumar. 2021. MolGPT: molecular generation using a transformer-decoder model. *Journal of Chemical Information and Modeling* 62, 9 (2021), 2064–2076.
- [14] Baichuan. 2023. Baichuan 2: Open Large-scale Language Models. *arXiv preprint arXiv:2309.10305* (2023).
- [15] Amos Bairoch and Rolf Apweiler. 2000. The SWISS-PROT protein sequence database and its supplement TrEMBL in 2000. *Nucleic acids research* 28, 1 (2000), 45–48.
- [16] Suryanarayanan Balaji, Rishikesh Magar, Yayati Jadhav, and Amir Barati Farimani. 2023. GPT-MolBERTa: GPT Molecular Features Language Model for molecular property prediction. *arXiv:2310.03030* [physics.chem-ph]
- [17] Dominique Beaini, Shenyang Huang, Joao Alex Cunha, Gabriela Moisesescu-Pareja, Oleksandr Dymov, Samuel Maddrell-Mander, Callum McLean, Frederik Wenkel, Luis Müller, Jama Hussein Mohamud, et al. 2023. Towards Foundational Models for Molecular Learning on Large-Scale Multi-Task Datasets. *arXiv preprint arXiv:2310.04292* (2023).
- [18] Iz Beltagy, Kyle Lo, and Arman Cohan. 2019. SciBERT: A Pretrained Language Model for Scientific Text. *arXiv:1903.10676* [cs.CL]
- [19] Gonzalo Benegas, Carlos Albors, Alan J Aw, Chengzhong Ye, and Yun S Song. 2023. GPN-MSA: an alignment-based DNA language model for genome-wide variant effect prediction. *bioRxiv* (2023), 2023–10.
- [20] Gonzalo Benegas, Sanjit Singh Batra, and Yun S Song. 2022. DNA language models are powerful zero-shot predictors of genome-wide variant effects. *bioRxiv* (2022), 2022–08.
- [21] Gonzalo Benegas, Sanjit Singh Batra, and Yun S Song. 2023. DNA language models are powerful predictors of genome-wide variant effects. *Proceedings of the National Academy of Sciences* 120, 44 (2023), e2311219120.
- [22] Mostapha Benhenda. 2017. ChemGAN challenge for drug discovery: can AI reproduce natural chemical diversity? (2017).
- [23] Tristan Bepler and Bonnie Berger. 2021. Learning the protein language: Evolution, structure, and function. *Cell systems* 12, 6 (2021), 654–669.
- [24] Lorenz C Blum and Jean-Louis Reymond. 2009. 970 million druglike small molecules for virtual screening in the chemical universe database GDB-13. *Journal of the American Chemical Society* 131, 25 (2009), 8732–8733.
- [25] Antoine Bordes, Nicolas Usunier, Alberto Garcia-Duran, Jason Weston, and Oksana Yakhnenko. 2013. Translating embeddings for modeling multi-relational data. *Advances in neural information processing systems* 26 (2013).
- [26] Emmanuel Boutet, Damien Lieberherr, Michael Tognolli, Michel Schneider, and Amos Bairoch. 2007. UniProtKB/Swiss-Prot: the manually annotated section of the UniProt KnowledgeBase. In *Plant bioinformatics: methods and protocols*. Springer, 89–112.
- [27] Emmanuel Boutet, Damien Lieberherr, Michael Tognolli, Michel Schneider, Parit Bansal, Alan J Bridge, Sylvain Poux, Lydie Bougueleret, and Ioannis Xenarios. 2016. UniProtKB/Swiss-Prot, the manually annotated section of the UniProt KnowledgeBase: how to use the entry view. *Plant bioinformatics: methods and protocols* (2016), 23–54.
- [28] Andres M Bran, Sam Cox, Oliver Schilter, Carlo Baldassari, Andrew D White, and Philippe Schwaller. 2023. ChemCrow: Augmenting large-language models with chemistry tools. *arXiv:2304.05376* [physics.chem-ph]



- [29] Andres M Bran and Philippe Schwaller. 2023. Transformers and Large Language Models for Chemistry and Drug Discovery. *arXiv:2310.06083* [cs.LG]
- [30] Nadav Brandes, Dan Ofer, Yam Peleg, Nadav Rappoport, and Michal Linial. 2022. ProteinBERT: a universal deep-learning model of protein sequence and function. *Bioinformatics* 38, 8 (2022), 2102–2110.
- [31] Nathan Brown, Marco Fiscato, Marwin HS Segler, and Alain C Vaucher. 2019. GuacaMol: benchmarking models for de novo molecular design. *Journal of chemical information and modeling* 59, 3 (2019), 1096–1108.
- [32] Tom Brown, Benjamin Mann, Nick Ryder, Melanie Subbiah, Jared D Kaplan, Prafulla Dhariwal, Arvind Neelakantan, Pranav Shyam, Girish Sastry, Amanda Askell, et al. 2020. Language models are few-shot learners. *Advances in neural information processing systems* 33 (2020), 1877–1901.
- [33] Sébastien Bubeck, Varun Chandrasekaran, Ronen Eldan, Johannes Gehrke, Eric Horvitz, Ece Kamar, Peter Lee, Yin Tat Lee, Yuanzhi Li, Scott Lundberg, et al. 2023. Sparks of artificial general intelligence: Early experiments with gpt-4. *arXiv preprint:2303.12712* (2023).
- [34] Yue Cao, Payel Das, Vijil Chenthamarakshan, Pin-Yu Chen, Igor Melnyk, and Yang Shen. 2021. Fold2seq: A joint sequence (1d)-fold (3d) embedding-based generative model for protein design. In *International Conference on Machine Learning*. PMLR, 1261–1271.
- [35] Antje Chang, Lisa Jeske, Sandra Ulbrich, Julia Hofmann, Julia Koblit, Ida Schomburg, Meina Neumann-Schaal, Dieter Jahn, and Dietmar Schomburg. 2021. BRENDA, the ELIXIR core data resource in 2021: new developments and updates. *Nucleic acids research* 49, D1 (2021), D498–D508.
- [36] Bo Chen, Xingyi Cheng, Yangli-ao Geng, Shen Li, Xin Zeng, Boyan Wang, Jing Gong, Chiming Liu, Aohan Zeng, Yuxiao Dong, et al. 2023. xTrimoPGLM: Unified 100b-scale pre-trained transformer for deciphering the language of protein. *bioRxiv* (2023), 2023–07.
- [37] Dong Chen, Kaifu Gao, Duc Duy Nguyen, Xin Chen, Yi Jiang, Guo-Wei Wei, and Feng Pan. 2021. Algebraic graph-assisted bidirectional transformers for molecular property prediction. *Nature communications* 12, 1 (2021), 3521.
- [38] Ken Chen, Yue Zhou, Maolin Ding, Yu Wang, Zhixiang Ren, and Yuedong Yang. 2023. Self-supervised learning on millions of pre-mRNA sequences improves sequence-based RNA splicing prediction. *bioRxiv* (2023), 2023–01.
- [39] Qiuyan Chen and Cheng Deng. 2023. Bioinfo-Bench: A Simple Benchmark Framework for LLM Bioinformatics Skills Evaluation. *bioRxiv* (2023), 2023–10.
- [40] Yangyang Chen, Zixu Wang, Lei Wang, Jianmin Wang, Pengyong Li, Dongsheng Cao, Xiangxiang Zeng, Xiucui Ye, and Tetsuya Sakurai. 2023. Deep generative model for drug design from protein target sequence. *Journal of Cheminformatics* 15, 1 (2023), 38.
- [41] Jun Cheng, Muhammed Hasan Çelik, Thi Yen Duong Nguyen, Žiga Avsec, and Julien Gagneur. 2019. CAGI 5 splicing challenge: improved exon skipping and intron retention predictions with MMSplice. *Human mutation* 40, 9 (2019), 1243–1251.
- [42] Jun Cheng, Guido Novati, Joshua Pan, Clare Bycroft, Akvilė Žemgulytė, Taylor Applebaum, Alexander Pritzel, Lai Hong Wong, Michal Zielinski, Tobias Sargeant, et al. 2023. Accurate proteome-wide missense variant effect prediction with AlphaMissense. *Science* 381, 6664 (2023), eadg7492.
- [43] Wei-Lin Chiang, Zhuohan Li, Zi Lin, Ying Sheng, Zhanghao Wu, Hao Zhang, Lianmin Zheng, Siyuan Zhuang, Yonghao Zhuang, Joseph E. Gonzalez, Ion Stoica, and Eric P. Xing. 2023. Vicuna: An Open-Source Chatbot Impressing GPT-4 with 90%\* ChatGPT Quality. <https://vicuna.lmsys.org>
- [44] Gayane Chilingaryan, Hovhannes Tamoyan, Ani Tevosyan, Nelly Babayan, Lusine Khondkaryan, Karen Hambardzumyan, Zaven Navoyan, Hrant Khachatryan, and Armen Aghajanyan. 2022. Bartsmls: Generative masked language models for molecular representations. *arXiv preprint arXiv:2211.16349* (2022).
- [45] Seyone Chithrananda, Gabriel Grand, and Bharath Ramsundar. 2020. ChemBERTa: large-scale self-supervised pretraining for molecular property prediction. *arXiv preprint arXiv:2010.09885* (2020).
- [46] Kwang-Hwi Cho, Kyoung Tai No, et al. 2023. iupacGPT: IUPAC-based large-scale molecular pre-trained model for property prediction and molecule generation. (2023).
- [47] Aakanksha Chowdhery, Sharan Narang, Jacob Devlin, Maarten Bosma, Gaurav Mishra, Adam Roberts, Paul Barham, Hyung Won Chung, Charles Sutton, Sebastian Gehrmann, et al. 2023. Palm: Scaling language modeling with pathways. *Journal of Machine Learning Research* 24, 240 (2023), 1–113.
- [48] Dimitrios Christofidellis, Giorgio Giannone, Jannis Born, Ole Winther, Teodoro Laino, and Matteo Manica. 2023. Unifying Molecular and Textual Representations via Multi-task Language Modelling. *arXiv:2301.12586* [cs.LG]
- [49] Simon Chu and Kathy Wei. 2023. Generative Antibody Design for Complementary Chain Pairing Sequences through Encoder-Decoder Language Model. In *NeurIPS 2023 Generative AI and Biology (GenBio) Workshop*.
- [50] Kevin Clark, Minh-Thang Luong, Quoc V Le, and Christopher D Manning. 2020. Electra: Pre-training text encoders as discriminators rather than generators. *arXiv preprint arXiv:2003.10555* (2020).
- [51] Peter Clark, Isaac Cowhey, Oren Etzioni, Tushar Khot, Ashish Sabharwal, Carissa Schoenick, and Oyvind Tafjord. 2018. Think you have Solved Question Answering? Try ARC, the AI2 Reasoning Challenge. *arXiv:1803.05457* [cs.AI]
- [52] Micaela E Consens, Cameron Dufault, Michael Wainberg, Duncan Forster, Mehran Karimzadeh, Hani Goodarzi, Fabian J Theis, Alan Moses, and Bo Wang. 2023. To Transformers and Beyond: Large Language Models for the Genome. *arXiv preprint arXiv:2311.07621* (2023).
- [53] 1000 Genomes Project Consortium et al. 2015. A global reference for human genetic variation. *Nature* 526, 7571 (2015), 68.
- [54] The UniProt Consortium. 2021. UniProt: the universal protein knowledgebase in 2021. *Nucleic acids research* 49, D1 (2021), D480–D489.
- [55] The UniProt Consortium. 2023. UniProt: the universal protein knowledgebase in 2023. *Nucleic Acids Research* 51, D1 (2023), D523–D531.
- [56] UniProt Consortium. 2019. UniProt: a worldwide hub of protein knowledge. *Nucleic acids research* 47, D1 (2019), D506–D515.
- [57] ENCODE Project Consortium Overall coordination (data analysis coordination) Dunham Ian 2 Kundaje Anshul 3 81 82 82, Writing group Bernstein Bradley E. 7 34 Birney Ewan Dunham Ian Green Eric D. 35 Gunter Chris 15 Snyder Michael 13, et al. 2012. An integrated encyclopedia of DNA elements in the human genome. *Nature* 489, 7414 (2012), 57–74.

- [58] Jiyu Cui, Fang Wu, Wen Zhang, Lifeng Yang, Jianbo Hu, Yin Fang, Peng Ye, Qiang Zhang, Xian Suo, Yiming Mo, et al. 2023. Direct prediction of gas adsorption via spatial atom interaction learning. *Nature Communications* 14, 1 (2023), 7043.
- [59] Hugo Dalla-Torre, Liam Gonzalez, Javier Mendoza-Revilla, Nicolas Lopez Carranza, Adam Henryk Grzywaczewski, Francesco Oteri, Christian Dallago, Evan Trop, Bernardo P de Almeida, Hassan Sirelkhatim, et al. 2023. The nucleotide transformer: Building and evaluating robust foundation models for human genomics. *bioRxiv* (2023), 2023–01.
- [60] Christian Dallago, Jody Mou, Kadina E Johnston, Bruce J Wittmann, Nicholas Bhattacharya, Samuel Goldman, Ali Madani, and Kevin K Yang. 2021. FLIP: Benchmark tasks in fitness landscape inference for proteins. *bioRxiv* (2021), 2021–11.
- [61] Jacob Devlin, Ming-Wei Chang, Kenton Lee, and Kristina Toutanova. 2019. BERT: Pre-training of Deep Bidirectional Transformers for Language Understanding. In *NAACL*, Jill Burstein, Christy Doran, and Tamar Solorio (Eds.). Association for Computational Linguistics, 4171–4186.
- [62] Jacob Devlin, Ming-Wei Chang, Kenton Lee, and Kristina Toutanova. 2018. Bert: Pre-training of deep bidirectional transformers for language understanding. *arXiv preprint arXiv:1810.04805* (2018).
- [63] René Dreos, Giovanna Ambrosini, Rouayda Cavin P  rier, and Philipp Bucher. 2013. EPD and EPDnew, high-quality promoter resources in the next-generation sequencing era. *Nucleic acids research* 41, D1 (2013), D157–D164.
- [64] Yuanqi Du, Tianfan Fu, Jimeng Sun, and Shengchao Liu. 2022. Molgensurvey: A systematic survey in machine learning models for molecule design. *arXiv preprint arXiv:2203.14500* (2022).
- [65] Zhengxiao Du, Yujie Qian, Xiao Liu, Ming Ding, Jiezhong Qiu, Zhilin Yang, and Jie Tang. 2021. Glm: General language model pretraining with autoregressive blank infilling. *arXiv preprint arXiv:2103.10360* (2021).
- [66] Carl Edwards, Tuan Lai, Kevin Ros, Garrett Honke, Kyunghyun Cho, and Heng Ji. 2022. Translation between Molecules and Natural Language. *arXiv:2204.11817* [cs.CL]
- [67] Carl Edwards, ChengXiang Zhai, and Heng Ji. 2021. Text2mol: Cross-modal molecule retrieval with natural language queries. In *Proceedings of the 2021 Conference on Empirical Methods in Natural Language Processing*. 595–607.
- [68] Ahmed Elnaggar, Michael Heinzinger, Christian Dallago, Ghalia Rehawi, Yu Wang, Llion Jones, Tom Gibbs, Tamas Feher, Christoph Angerer, Martin Steinegger, Debsindhu Bhowmik, and Burkhard Rost. 2022. ProtTrans: Toward Understanding the Language of Life Through Self-Supervised Learning. *IEEE Transactions on Pattern Analysis and Machine Intelligence* 44, 10 (2022), 7112–7127.
- [69] Janan T Eppig, Cynthia L Smith, Judith A Blake, Martin Ringwald, James A Kadin, Joel E Richardson, and Carol J Bult. 2017. Mouse Genome Informatics (MGI): resources for mining mouse genetic, genomic, and biological data in support of primary and translational research. *Systems Genetics: Methods and Protocols* (2017), 47–73.
- [70] Nicholas Evans and Stephen C Levinson. 2009. The myth of language universals: Language diversity and its importance for cognitive science. *Behavioral and brain sciences* 32, 5 (2009), 429–448.
- [71] Xiaomin Fang, Fan Wang, Lihang Liu, Jingzhou He, Dayong Lin, Yingfei Xiang, Kunrui Zhu, Xiaonan Zhang, Hua Wu, Hui Li, et al. 2023. A method for multiple-sequence-alignment-free protein structure prediction using a protein language model. *Nature Machine Intelligence* (2023), 1–10.
- [72] Yin Fang, Xiaozhuan Liang, Ningyu Zhang, Kangwei Liu, Rui Huang, Zhuo Chen, Xiaohui Fan, and Huajun Chen. 2023. Mol-Instructions: A Large-Scale Biomolecular Instruction Dataset for Large Language Models. *arXiv:2306.08018* [q-bio.QM]
- [73] Yin Fang, Ningyu Zhang, Zhuo Chen, Xiaohui Fan, and Huajun Chen. 2023. Domain-agnostic molecular generation with self-feedback. *CoRR, abs/2301.11259* (2023).
- [74] Yin Fang, Qiang Zhang, Haihong Yang, Xiang Zhuang, Shumin Deng, Wen Zhang, Ming Qin, Zhuo Chen, Xiaohui Fan, and Huajun Chen. 2022. Molecular contrastive learning with chemical element knowledge graph. In *Proceedings of the AAAI Conference on Artificial Intelligence*, Vol. 36. 3968–3976.
- [75] Yin Fang, Qiang Zhang, Ningyu Zhang, Zhuo Chen, Xiang Zhuang, Xin Shao, Xiaohui Fan, and Huajun Chen. 2023. Knowledge graph-enhanced molecular contrastive learning with functional prompt. *Nature Machine Intelligence* (2023), 1–12.
- [76] Henri A Favre and Warren H Powell. 2013. *Nomenclature of organic chemistry: IUPAC recommendations and preferred names 2013*. Royal Society of Chemistry.
- [77] EA Feingold, PJ Good, MS Guyer, S Kamholz, L Liefer, K Wetterstrand, FS Collins, TR Gingeras, D Kampa, EA Sekinger, et al. 2004. The ENCODE (ENCyclopedia of DNA elements) project. *Science* 306, 5696 (2004), 636–640.
- [78] Noelia Ferruz, Steffen Schmidt, and Birte H  cker. 2022. A deep unsupervised language model for protein design. *bioRxiv* (2022).
- [79] Robert D Finn, Jaina Mistry, Benjamin Schuster-B  ckler, Sam Griffiths-Jones, Volker Hollich, Timo Lassmann, Simon Moxon, Mhairi Marshall, Ajay Khanna, Richard Durbin, et al. 2006. Pfam: clans, web tools and services. *Nucleic acids research* 34, suppl\_1 (2006), D247–D251.
- [80] Veniamin Fishman, Yuri Kuratov, Maxim Petrov, Aleksei Shmelev, Denis Shepelin, Nikolay Chekanov, Olga Kardymon, and Mikhail Burtsev. 2023. GENA-LM: A Family of Open-Source Foundational Models for Long DNA Sequences. *bioRxiv* (2023), 2023–06.
- [81] Mary Forehand. 2010. Bloom’s taxonomy. *Emerging perspectives on learning, teaching, and technology* 41, 4 (2010), 47–56.
- [82] Oscar Franz  n, Li-Ming Gan, and Johan LM Bj  rkegren. 2019. PanglaoDB: a web server for exploration of mouse and human single-cell RNA sequencing data. *Database* 2019 (2019), baz046.
- [83] Dennis Gankin, Alexander Karollus, Martin Grosshauser, Kristian Klemon, Johannes Hingerl, and Julien Gagneur. 2023. Species-aware DNA language modeling. *bioRxiv* (2023), 2023–01.
- [84] Bowen Gao, Bo Qiang, Haichuan Tan, Minsi Ren, Yinjun Jia, Minsi Lu, Jingjing Liu, Weiyang Ma, and Yanyan Lan. 2023. DrugCLIP: Contrastive Protein-Molecule Representation Learning for Virtual Screening. *arXiv:2310.06367* [cs.LG]

- [85] Zijing Gao, Qiao Liu, Wanwen Zeng, Wing H Wong, and Rui Jiang. 2023. EpiGePT: a Pretrained Transformer model for epigenomics. *bioRxiv* (2023), 2023–07.
- [86] Anna Gaulton, Louisa J Bellis, A Patricia Bento, Jon Chambers, Mark Davies, Anne Hersey, Yvonne Light, Shaun McGlinchey, David Michalovich, Bissan Al-Lazikani, et al. 2012. ChEMBL: a large-scale bioactivity database for drug discovery. *Nucleic acids research* 40, D1 (2012), D1100–D1107.
- [87] H BIELKA GDR, N Sharon, and EW Australia. 1984. Nomenclature and symbolism for amino acids and peptides. *Pure and Applied Chemistry* 56 (1984), 595–624.
- [88] Michael K Gilson, Tiqing Liu, Michael Baitaluk, George Nicola, Linda Hwang, and Jenny Chong. 2016. BindingDB in 2015: a public database for medicinal chemistry, computational chemistry and systems pharmacology. *Nucleic acids research* 44, D1 (2016), D1045–D1053.
- [89] Yu Gu, Robert Tinn, Hao Cheng, Michael Lucas, Naoto Usuyama, Xiaodong Liu, Tristan Naumann, Jianfeng Gao, and Hoifung Poon. 2021. Domain-specific language model pretraining for biomedical natural language processing. *ACM Transactions on Computing for Healthcare (HEALTH)* 3, 1 (2021), 1–23.
- [90] Zhouhong Gu, Xiaoxuan Zhu, Haoning Ye, Lin Zhang, Jianchen Wang, Sihang Jiang, Zhuozhi Xiong, Zihan Li, Qianyu He, Rui Xu, Wenhao Huang, Zili Wang, Shusen Wang, Weiguo Zheng, Hongwei Feng, and Yanghua Xiao. 2023. Xiezhi: An Ever-Updating Benchmark for Holistic Domain Knowledge Evaluation. *arXiv:2306.05783* [cs.CL]
- [91] Jiang Guo, A Santiago Ibanez-Lopez, Hanyu Gao, Victor Quach, Connor W Coley, Klavs F Jensen, and Regina Barzilay. 2021. Automated chemical reaction extraction from scientific literature. *Journal of chemical information and modeling* 62, 9 (2021), 2035–2045.
- [92] Yan Guo, Yulin Dai, Hui Yu, Shilin Zhao, David C Samuels, and Yu Shyr. 2017. Improvements and impacts of GRCh38 human reference on high throughput sequencing data analysis. *Genomics* 109, 2 (2017), 83–90.
- [93] Zhichun Guo, Kehan Guo, Bozhao Nan, Yijun Tian, Roshni G Iyer, Yihong Ma, Olaf Wiest, Xiangliang Zhang, Wei Wang, Chuxu Zhang, et al. 2023. Graph-based molecular representation learning. *IJCAI* (2023).
- [94] Tanishq Gupta, Mohd Zaki, N. M. Anoop Krishnan, and Mausam. 2022. MatSciBERT: A Materials Domain Language Model for Text Mining and Information Extraction. *NPJ Computational Materials* 8, 1 (May 2022), 102.
- [95] Janna Hastings, Gareth Owen, Adriano Dekker, Marcus Ennis, Namrata Kale, Venkatesh Muthukrishnan, Steve Turner, Neil Swainston, Pedro Mendes, and Christoph Steinbeck. 2016. ChEBI in 2016: Improved services and an expanding collection of metabolites. *Nucleic acids research* 44, D1 (2016), D1214–D1219.
- [96] Liang He, Shizhuo Zhang, Lijun Wu, Huanhuan Xia, Fusong Ju, He Zhang, Siyuan Liu, Yingce Xia, Jianwei Zhu, Pan Deng, Bin Shao, Tao Qin, and Tie-Yan Liu. 2021. Pre-training Co-evolutionary Protein Representation via A Pairwise Masked Language Model. *CoRR* abs/2110.15527 (2021).
- [97] Michael Heinzinger, Konstantin Weissenow, Joaquin Gomez Sanchez, Adrian Henkel, Martin Steinegger, and Burkhard Rost. 2023. ProstT5: Bilingual Language Model for Protein Sequence and Structure. *bioRxiv* (2023).
- [98] Stephen Heller, Alan McNaught, Stephen Stein, Dmitrii Tchekhovskoi, and Igor Pletnev. 2013. InChI- the worldwide chemical structure identifier standard. *Journal of Cheminformatics* 5, 1 (2013), 1–9.
- [99] Dan Hendrycks, Collin Burns, Steven Basart, Andy Zou, Mantas Mazeika, Dawn Song, and Jacob Steinhardt. 2021. Measuring Massive Multitask Language Understanding. *arXiv:2009.03300* [cs.CY]
- [100] Daniel Hesslow, Niccolò Zanichelli, Pascal Notin, Iacopo Poli, and Debora Marks. 2022. RITA: a Study on Scaling Up Generative Protein Sequence Models. *arXiv* (May 2022), *arXiv:2205.05789*.
- [101] David Hiscok and Chris Upton. 2000. Viral Genome DataBase: storing and analyzing genes and proteins from complete viral genomes. *Bioinformatics* 16, 5 (2000), 484–485.
- [102] Shion Honda, Shoi Shi, and Hiroki R Ueda. 2019. Smiles transformer: Pre-trained molecular fingerprint for low data drug discovery. *arXiv preprint arXiv:1911.04738* (2019).
- [103] Zhi Hong, Aswathy Ajith, Gregory Pauloski, Eamon Duede, Kyle Chard, and Ian Foster. 2023. The Diminishing Returns of Masked Language Models to Science. *arXiv:2205.11342* [cs.CL]
- [104] Marc Horlacher, Giulia Cantini, Julian Hesse, Patrick Schinke, Nicolas Goedert, Shubhankar Londhe, Lambert Moyon, and Annalisa Marsico. 2023. A systematic benchmark of machine learning methods for protein–RNA interaction prediction. *Briefings in Bioinformatics* 24, 5 (2023), bbad307.
- [105] Bozhen Hu, Jun Xia, Jiangbin Zheng, Cheng Tan, Yufei Huang, Yongjie Xu, and Stan Z Li. 2022. Protein language models and structure prediction: Connection and progression. *arXiv preprint arXiv:2211.16742* (2022).
- [106] Weihua Hu, Matthias Fey, Hongyu Ren, Maho Nakata, Yuxiao Dong, and Jure Leskovec. 2021. Ogb-lsc: A large-scale challenge for machine learning on graphs. *arXiv preprint arXiv:2103.09430* (2021).
- [107] Weihua Hu, Matthias Fey, Marinka Zitnik, Yuxiao Dong, Hongyu Ren, Bowen Liu, Michele Catasta, and Jure Leskovec. 2020. Open graph benchmark: Datasets for machine learning on graphs. *Advances in neural information processing systems* 33 (2020), 22118–22133.
- [108] Yuzhen Huang, Yuzhuo Bai, Zhihao Zhu, Junlei Zhang, Jinghan Zhang, Tangjun Su, Junteng Liu, Chuancheng Lv, Yikai Zhang, Jiayi Lei, Yao Fu, Maosong Sun, and Junxian He. 2023. C-Eval: A Multi-Level Multi-Discipline Chinese Evaluation Suite for Foundation Models. In *Advances in Neural Information Processing Systems*.
- [109] John J Irwin, Teague Sterling, Michael M Mysinger, Erin S Bolstad, and Ryan G Coleman. 2012. ZINC: a free tool to discover chemistry for biology. *Journal of chemical information and modeling* 52, 7 (2012), 1757–1768.
- [110] John J Irwin, Khanh G Tang, Jennifer Young, Chinzorig Dandarchuluun, Benjamin R Wong, Munkhzul Khurelbaatar, Yuri S Moroz, John Mayfield, and Roger A Sayle. 2020. ZINC20—a free ultralarge-scale chemical database for ligand discovery. *Journal of chemical information and modeling* 60,

- 12 (2020), 6065–6073.
- [111] Ross Irwin, Spyridon Dimitriadis, Jiazhen He, and Esben Jannik Bjerrum. 2022. Chemformer: a pre-trained transformer for computational chemistry. *Machine Learning: Science and Technology* 3, 1 (2022), 015022.
  - [112] Yanrong Ji, Zhihan Zhou, Han Liu, and Ramana V Davuluri. 2021. DNABERT: pre-trained Bidirectional Encoder Representations from Transformers model for DNA-language in genome. *Bioinformatics* 37, 15 (2021), 2112–2120.
  - [113] Minghui Jiang, Ying Xu, and Binhai Zhu. 2008. Protein structure–structure alignment with discrete Fréchet distance. *Journal of bioinformatics and computational biology* 6, 01 (2008), 51–64.
  - [114] Junru Jin, Yingying Yu, Ruheng Wang, Xin Zeng, Chao Pang, Yi Jiang, Zhongshen Li, Yutong Dai, Ran Su, Quan Zou, et al. 2022. iDNA-ABF: multi-scale deep biological language learning model for the interpretable prediction of DNA methylations. *Genome biology* 23, 1 (2022), 1–23.
  - [115] Qiao Jin, Bhuwan Dhingra, Zhengping Liu, William W. Cohen, and Xinghua Lu. 2019. PubMedQA: A Dataset for Biomedical Research Question Answering. [arXiv:1909.06146](https://arxiv.org/abs/1909.06146) [cs.CL]
  - [116] Matt Gardner Johannes Welbl, Nelson F. Liu. 2017. Crowdsourcing Multiple Choice Science Questions. [arXiv:1707.06209v1](https://arxiv.org/abs/1707.06209v1).
  - [117] John Jumper, Richard Evans, Alexander Pritzel, Tim Green, Michael Figurnov, Olaf Ronneberger, Kathryn Tunyasuvunakool, Russ Bates, Augustin Židek, Anna Potapenko, et al. 2021. Highly accurate protein structure prediction with AlphaFold. *Nature* 596, 7873 (2021), 583–589.
  - [118] Donna Karolchik, Robert Baertsch, Mark Diekhans, Terrence S Furey, Angie Hinrichs, YT Lu, Krishna M Roskin, Matt Schwartz, Charles W Sugnet, Daryl J Thomas, et al. 2003. The UCSC genome browser database. *Nucleic acids research* 31, 1 (2003), 51–54.
  - [119] Pavel Karpov, Guillaume Godin, and Igor V Tetko. 2019. A transformer model for retrosynthesis. In *International Conference on Artificial Neural Networks*. Springer, 817–830.
  - [120] Panagiotis Katsonis and Olivier Lichtarge. 2019. CAGI5: Objective performance assessments of predictions based on the Evolutionary Action equation. *Human mutation* 40, 9 (2019), 1436–1454.
  - [121] Eunji Kim, Dongseon Lee, Youngchun Kwon, Min Sik Park, and Youn-Suk Choi. 2021. Valid, plausible, and diverse retrosynthesis using tied two-way transformers with latent variables. *Journal of Chemical Information and Modeling* 61, 1 (2021), 123–133.
  - [122] Hyunseung Kim, Jonggeol Na, and Won Bo Lee. 2021. Generative chemical transformer: neural machine learning of molecular geometric structures from chemical language via attention. *Journal of chemical information and modeling* 61, 12 (2021), 5804–5814.
  - [123] Sunghwan Kim, Jie Chen, Tiejun Cheng, Asta Gindulyte, Jia He, Siqian He, Qingliang Li, Benjamin A Shoemaker, Paul A Thiessen, Bo Yu, et al. 2019. PubChem 2019 update: improved access to chemical data. *Nucleic acids research* 47, D1 (2019), D1102–D1109.
  - [124] Sunghwan Kim, Jie Chen, Tiejun Cheng, Asta Gindulyte, Jia He, Siqian He, Qingliang Li, Benjamin A Shoemaker, Paul A Thiessen, Bo Yu, et al. 2021. PubChem in 2021: new data content and improved web interfaces. *Nucleic acids research* 49, D1 (2021), D1388–D1395.
  - [125] Sunghwan Kim, Jie Chen, Tiejun Cheng, Asta Gindulyte, Jia He, Siqian He, Qingliang Li, Benjamin A Shoemaker, Paul A Thiessen, Bo Yu, et al. 2023. PubChem 2023 update. *Nucleic acids research* 51, D1 (2023), D1373–D1380.
  - [126] Sunghwan Kim, Paul A Thiessen, Evan E Bolton, Jie Chen, Gang Fu, Asta Gindulyte, Lianyi Han, Jane He, Siqian He, Benjamin A Shoemaker, et al. 2016. PubChem substance and compound databases. *Nucleic acids research* 44, D1 (2016), D1202–D1213.
  - [127] David R Krathwohl. 2002. A revision of Bloom’s taxonomy: An overview. *Theory into practice* 41, 4 (2002), 212–218.
  - [128] Mario Krenn, Florian Häse, AkshatKumar Nigam, Pascal Friederich, and Alan Aspuru-Guzik. 2020. Self-referencing embedded strings (SELFIES): A 100% robust molecular string representation. *Machine Learning: Science and Technology* 1, 4 (2020), 045024.
  - [129] Jens Kringelum, Sonny Kim Kjaerulff, Søren Brunak, Ole Lund, Tudor I Oprea, and Olivier Taboureaux. 2016. ChemProt-3.0: a global chemical biology diseases mapping. *Database* 2016 (2016), bav123.
  - [130] Andriy Kryzhtafovych, Torsten Schwede, Maya Topf, Krzysztof Fidelis, and John Moult. 2021. Critical assessment of methods of protein structure prediction (CASP)—Round XIV. *Proteins: Structure, Function, and Bioinformatics* 89, 12 (2021), 1607–1617.
  - [131] Philippe Lamesch, Tanya Z Berardini, Donghui Li, David Swarbreck, Christopher Wilks, Rajkumar Sasidharan, Robert Muller, Kate Dreher, Debbie L Alexander, Margarita Garcia-Hernandez, et al. 2012. The Arabidopsis Information Resource (TAIR): improved gene annotation and new tools. *Nucleic acids research* 40, D1 (2012), D1202–D1210.
  - [132] Zhenzhong Lan, Mingda Chen, Sebastian Goodman, Kevin Gimpel, Piyush Sharma, and Radu Soricut. 2019. Albert: A lite bert for self-supervised learning of language representations. [arXiv preprint arXiv:1909.11942](https://arxiv.org/abs/1909.11942) (2019).
  - [133] Ursula K Le Guin. 2004. *The Wave in the Mind: Talks and Essays on the Writer, the Reader, and the Imagination*. Shambhala Publications.
  - [134] Jinhyuk Lee, Wonjin Yoon, Sungdong Kim, Donghyeon Kim, Sunkyu Kim, Chan Ho So, and Jaewoo Kang. 2019. BioBERT: a pre-trained biomedical language representation model for biomedical text mining. *Bioinformatics* 36, 4 (sep 2019), 1234–1240.
  - [135] Jinhyuk Lee, Wonjin Yoon, Sungdong Kim, Donghyeon Kim, Sunkyu Kim, Chan Ho So, and Jaewoo Kang. 2020. BioBERT: a pre-trained biomedical language representation model for biomedical text mining. *Bioinformatics* 36, 4 (2020), 1234–1240.
  - [136] Minji Lee, Luiz Felipe Vecchietti, Hyunkyu Jung, Hyunjo Ro, Meeyoung Cha, and Ho Min Kim. 2022. Protein sequence design in a latent space via model-based reinforcement learning. (2022).
  - [137] Mike Lewis, Yinhan Liu, Naman Goyal, Marjan Ghazvininejad, Abdelrahman Mohamed, Omer Levy, Veselin Stoyanov, and Luke Zettlemoyer. 2020. BART: Denoising Sequence-to-Sequence Pre-training for Natural Language Generation, Translation, and Comprehension. In *Proceedings of the 58th Annual Meeting of the Association for Computational Linguistics, ACL 2020, Online, July 5-10, 2020*. 7871–7880.
  - [138] Han Li, Dan Zhao, and Jianyang Zeng. 2022. KPGT: knowledge-guided pre-training of graph transformer for molecular property prediction. In *Proceedings of the 28th ACM SIGKDD Conference on Knowledge Discovery and Data Mining*. 857–867.

- [139] Hong-Liang Li, Yi-He Pang, and Bin Liu. 2021. BioSeq-BLM: a platform for analyzing DNA, RNA and protein sequences based on biological language models. *Nucleic acids research* 49, 22 (2021), e129–e129.
- [140] Juncai Li and Xiaofei Jiang. 2021. Mol-BERT: an effective molecular representation with BERT for molecular property prediction. *Wireless Communications and Mobile Computing* 2021 (2021), 1–7.
- [141] Junnan Li, Dongxu Li, Silvio Savarese, and Steven Hoi. 2023. BLIP-2: Bootstrapping language-image pre-training with frozen image encoders and large language models. *arXiv preprint:2301.12597* (2023).
- [142] Jiatong Li, Yunqing Liu, Wenqi Fan, Xiao-Yong Wei, Hui Liu, Jiliang Tang, and Qing Li. 2023. Empowering Molecule Discovery for Molecule-Caption Translation with Large Language Models: A ChatGPT Perspective. *arXiv:2306.06615* [cs.CL]
- [143] Jiao Li, Yueping Sun, Robin J Johnson, Daniela Sciaky, Chih-Hsuan Wei, Robert Leaman, Allan Peter Davis, Carolyn J Mattingly, Thomas C Wieggers, and Zhiyong Lu. 2016. BioCreative V CDR task corpus: a resource for chemical disease relation extraction. *Database* 2016 (2016).
- [144] Jiahao Li, Zhouren Wu, Wenhao Lin, Jiawei Luo, Jun Zhang, Qingcai Chen, and Junjie Chen. 2023. iEnhancer-ELM: improve enhancer identification by extracting position-related multiscale contextual information based on enhancer language models. *Bioinformatics Advances* 3, 1 (2023), vbad043.
- [145] Yuesen Li, Chengyi Gao, Xin Song, Xiangyu Wang, Yungang Xu, and Suxia Han. 2023. Druggpt: A gpt-based strategy for designing potential ligands targeting specific proteins. *bioRxiv* (2023), 2023–06.
- [146] Zhongshen Li, Junru Jin, Wentao Long, and Leyi Wei. 2023. PLPMpro: Enhancing promoter sequence prediction with prompt-learning based pre-trained language model. *Computers in Biology and Medicine* 164 (2023), 107260.
- [147] Youwei Liang, Ruiyi Zhang, Li Zhang, and Pengtao Xie. 2023. DrugChat: towards enabling ChatGPT-like capabilities on drug molecule graphs. *arXiv preprint arXiv:2309.03907* (2023).
- [148] Chin-Yew Lin. 2004. Rouge: A package for automatic evaluation of summaries. In *Text summarization branches out*. 74–81.
- [149] Zeming Lin, Halil Akin, Roshan Rao, Brian Hie, Zhongkai Zhu, Wenting Lu, Allan dos Santos Costa, Maryam Fazel-Zarandi, Tom Sercu, Sal Candido, et al. 2022. Language models of protein sequences at the scale of evolution enable accurate structure prediction. *BioRxiv* 2022 (2022), 500902.
- [150] Pengfei Liu, Yiming Ren, and Zhixiang Ren. 2023. GIT-Mol: A Multi-modal Large Language Model for Molecular Science with Graph, Image, and Text. *arXiv:2308.06911* [cs.LG]
- [151] Shengchao Liu, Weili Nie, Chengpeng Wang, Jiarui Lu, Zhuoran Qiao, Ling Liu, Jian Tang, Chaowei Xiao, and Anima Anandkumar. 2023. Multi-modal Molecule Structure-text Model for Text-based Retrieval and Editing. *arXiv:2212.10789* [cs.LG]
- [152] Shengchao Liu, Hanchen Wang, Weiyang Liu, Joan Lasenby, Hongyu Guo, and Jian Tang. 2021. Pre-training molecular graph representation with 3d geometry. *arXiv preprint arXiv:2110.07728* (2021).
- [153] Shengchao Liu, Jiong Xiao Wang, Yijin Yang, Chengpeng Wang, Ling Liu, Hongyu Guo, and Chaowei Xiao. 2023. ChatGPT-powered Conversational Drug Editing Using Retrieval and Domain Feedback. *arXiv:2305.18090* [q-bio.BM]
- [154] Shengchao Liu, Yutao Zhu, Jiarui Lu, Zhao Xu, Weili Nie, Anthony Gitter, Chaowei Xiao, Jian Tang, Hongyu Guo, and Anima Anandkumar. 2023. A Text-guided Protein Design Framework. *arXiv:2302.04611* [cs.LG]
- [155] Yinhan Liu, Myle Ott, Naman Goyal, Jingfei Du, Mandar Joshi, Danqi Chen, Omer Levy, Mike Lewis, Luke Zettlemoyer, and Veselin Stoyanov. 2019. Roberta: A robustly optimized bert pretraining approach. *arXiv preprint arXiv:1907.11692* (2019).
- [156] Yunwu Liu, Ruisheng Zhang, Tongfeng Li, Jing Jiang, Jun Ma, and Ping Wang. 2023. MolRoPE-BERT: An enhanced molecular representation with Rotary Position Embedding for molecular property prediction. *Journal of Molecular Graphics and Modelling* 118 (2023), 108344.
- [157] Ze Liu, Yutong Lin, Yue Cao, Han Hu, Yixuan Wei, Zheng Zhang, Stephen Lin, and Baining Guo. 2021. Swin transformer: Hierarchical vision transformer using shifted windows. In *Proceedings of the IEEE/CVF international conference on computer vision*. 10012–10022.
- [158] Zequn Liu, Wei Zhang, Yingce Xia, Lijun Wu, Shufang Xie, Tao Qin, Ming Zhang, and Tie-Yan Liu. 2023. MolXPT: Wrapping Molecules with Text for Generative Pre-training. In *Proceedings of the 61st Annual Meeting of the Association for Computational Linguistics*. 1606–1616.
- [159] Kyle Lo, Lucy Lu Wang, Mark Neumann, Rodney Kinney, and Dan S. Weld. 2020. S2ORC: The Semantic Scholar Open Research Corpus. *arXiv:1911.02782* [cs.CL]
- [160] Loredana Lo Conte, Bart Ailey, Tim JP Hubbard, Steven E Brenner, Alexey G Murzin, and Cyrus Chothia. 2000. SCOP: a structural classification of proteins database. *Nucleic acids research* 28, 1 (2000), 257–259.
- [161] Daniel Mark Lowe. 2012. *Extraction of chemical structures and reactions from the literature*. Ph. D. Dissertation. University of Cambridge.
- [162] Pan Lu, Swaroop Mishra, Tony Xia, Liang Qiu, Kai-Wei Chang, Song-Chun Zhu, Oyvind Tafjord, Peter Clark, and Ashwin Kalyan. 2022. Learn to Explain: Multimodal Reasoning via Thought Chains for Science Question Answering. *arXiv:2209.09513* [cs.CL]
- [163] Hanyu Luo, Cheng Chen, Wenyu Shan, Pingjian Ding, and Lingyun Luo. 2022. iEnhancer-BERT: A novel transfer learning architecture based on DNA-Language model for identifying enhancers and their strength. In *International Conference on Intelligent Computing*. Springer, 153–165.
- [164] Hanyu Luo, Wenyu Shan, Cheng Chen, Pingjian Ding, and Lingyun Luo. 2023. Improving language model of human genome for DNA–protein binding prediction based on task-specific pre-training. *Interdisciplinary Sciences: Computational Life Sciences* 15, 1 (2023), 32–43.
- [165] Renqian Luo, Liai Sun, Yingce Xia, Tao Qin, Sheng Zhang, Hoifung Poon, and Tie-Yan Liu. 2022. BioGPT: generative pre-trained transformer for biomedical text generation and mining. *Briefings in Bioinformatics* 23, 6 (Sept. 2022).
- [166] Yizhen Luo, Kai Yang, Massimo Hong, Xing Yi Liu, and Zaiqing Nie. 2023. MolFM: A Multimodal Molecular Foundation Model. *arXiv:2307.09484* [q-bio.BM]



- [167] Yizhen Luo, Jiahuan Zhang, Siqi Fan, Kai Yang, Yushuai Wu, Mu Qiao, and Zaiqing Nie. 2023. Biomedgpt: Open multimodal generative pre-trained transformer for biomedicine. *arXiv preprint arXiv:2308.09442* (2023).
- [168] Chang Ma, Haiteng Zhao, Lin Zheng, Jiayi Xin, Qintong Li, Lijun Wu, Zhihong Deng, Yang Lu, Qi Liu, and Lingpeng Kong. 2023. Retrieved Sequence Augmentation for Protein Representation Learning. *bioRxiv* (2023), 2023–02.
- [169] Ali Madani, Bryan McCann, Nikhil Naik, Nitish Shirish Keskar, Namrata Anand, Raphael R. Eguchi, Po-Ssu Huang, and Richard Socher. 2020. ProGen: Language Modeling for Protein Generation. *arXiv e-prints* (March 2020), 2004.03497.
- [170] Aditya Malusare, Harish Kothandaraman, Dipesh Tamboli, Nadia A. Lanman, and Vaneet Aggarwal. 2023. Understanding the Natural Language of DNA using Encoder-Decoder Foundation Models with Byte-level Precision. *arXiv:2311.02333* [cs.LG]
- [171] Vipul Mann and Venkat Venkatasubramanian. 2021. Predicting chemical reaction outcomes: A grammar ontology-based transformer framework. *AIChE Journal* 67, 3 (2021), e17190.
- [172] Sanaa Mansoor, Minkyung Baek, Umesh Madan, and Eric Horvitz. 2021. Toward more general embeddings for protein design: Harnessing joint representations of sequence and structure. *bioRxiv* (2021), 2021–09.
- [173] Kelong Mao, Xi Xiao, Tingyang Xu, Yu Rong, Junzhou Huang, and Peilin Zhao. 2021. Molecular graph enhanced transformer for retrosynthesis prediction. *Neurocomputing* 457 (2021), 193–202.
- [174] Valerio Mariani, Marco Biasini, Alessandro Barbato, and Torsten Schwede. 2013. IDDT: a local superposition-free score for comparing protein structures and models using distance difference tests. *Bioinformatics* 29, 21 (2013), 2722–2728.
- [175] Fergal J Martin, M Ridwan Amodé, Alisha Aneja, Olanrewaju Austine-Orimoloye, Andrey G Azov, If Barnes, Arne Becker, Ruth Bennett, Andrew Berry, Jyothish Bhai, et al. 2023. Ensembl 2023. *Nucleic acids research* 51, D1 (2023), D933–D941.
- [176] Łukasz Maziarka, Tomasz Danel, Sławomir Mucha, Krzysztof Rataj, Jacek Tabor, and Stanisław Jastrzębski. 2020. Molecule attention transformer. *arXiv preprint arXiv:2002.08264* (2020).
- [177] Eyal Mazuz, Guy Shtar, Bracha Shapira, and Lior Rokach. 2023. Molecule generation using transformers and policy gradient reinforcement learning. *Scientific Reports* 13, 1 (2023), 8799.
- [178] Andrew G. McDonald, Sinéad Boyce, and Keith F. Tipton. 2008. ExplorEnz: the primary source of the IUBMB enzyme list. *Nucleic Acids Research* 37, suppl\_1 (09 2008), 593–597.
- [179] Joshua Meier, Roshan Rao, Robert Verkuil, Jason Liu, Tom Sercu, and Alexander Rives. 2021. Language models enable zero-shot prediction of the effects of mutations on protein function. *bioRxiv* (2021).
- [180] S Moller, Ulf Leser, Wolfgang Fleischmann, and Rolf Apweiler. 1999. EDITtoTrEMBL: a distributed approach to high-quality automated protein sequence annotation. *Bioinformatics (Oxford, England)* 15, 3 (1999), 219–227.
- [181] Geraldene Munsamy, Sebastian Lindner, Philipp Lorenz, and Noelia Ferruz. 2022. ZymCTRL: a conditional language model for the controllable generation of artificial enzymes. In *Machine Learning for Structural Biology Workshop. NeurIPS 2022*.
- [182] Michael M Mysinger, Michael Carchia, John J Irwin, and Brian K Shoichet. 2012. Directory of useful decoys, enhanced (DUD-E): better ligands and decoys for better benchmarking. *Journal of medicinal chemistry* 55, 14 (2012), 6582–6594.
- [183] Eric Nguyen, Michael Poli, Marjan Faizi, Armin Thomas, Callum Birch-Sykes, Michael Wornow, Aman Patel, Clayton Rabideau, Stefano Massaroli, Yoshua Bengio, et al. 2023. Hyenadna: Long-range genomic sequence modeling at single nucleotide resolution. *arXiv preprint arXiv:2306.15794* (2023).
- [184] Erik Nijkamp, Jeffrey A Ruffolo, Eli N Weinstein, Nikhil Naik, and Ali Madani. 2023. ProGen2: exploring the boundaries of protein language models. *Cell Systems* 14, 11 (2023), 968–978.
- [185] Pascal Notin, Mafalda Dias, Jonathan Frazer, Javier Marchena Hurtado, Aidan N Gomez, Debora Marks, and Yarin Gal. 2022. Tranception: Protein Fitness Prediction with Autoregressive Transformers and Inference-time Retrieval. In *Proceedings of the 39th International Conference on Machine Learning*, Vol. 162. 16990–17017.
- [186] Pascal Notin, Aaron W. Kollasch, Daniel Ritter, Lood van Niekerk, Steffanie Paul, Hansen Spinner, Nathan Rollins, Ada Shaw, Ruben Weitzman, Jonathan Frazer, Mafalda Dias, Dinko Franceschi, Rose Orenbuch, Yarin Gal, and Debora S. Marks. 2023. ProteinGym: Large-Scale Benchmarks for Protein Design and Fitness Prediction. *bioRxiv* (2023).
- [187] Pascal Notin, Ruben Weitzman, Debora S. Marks, and Yarin Gal. 2023. ProteinNPT: Improving Protein Property Prediction and Design with Non-Parametric Transformers. *bioRxiv* (2023).
- [188] Robert D Olson, Rida Assaf, Thomas Brettin, Neal Conrad, Clark Cucinell, James J Davis, Donald M Dempsey, Allan Dickerman, Emily M Dietrich, Ronald W Kenyon, et al. 2023. Introducing the bacterial and viral bioinformatics resource center (BV-BRC): a resource combining PATRIC, IRD and ViPR. *Nucleic acids research* 51, D1 (2023), D678–D689.
- [189] OpenAI. 2022. Introducing ChatGPT. *OpenAI Blog* (November 2022).
- [190] OpenAI. 2023. GPT-4 Technical Report. *OpenAI* (2023).
- [191] Christine A Orengo, Alex D Michie, Susan Jones, David T Jones, Mark B Swindells, and Janet M Thornton. 1997. CATH—a hierarchic classification of protein domain structures. *Structure* 5, 8 (1997), 1093–1109.
- [192] Long Ouyang, Jeff Wu, Xu Jiang, Diogo Almeida, Carroll L. Wainwright, Pamela Mishkin, Chong Zhang, Sandhini Agarwal, Katarina Slama, Alex Ray, John Schulman, Jacob Hilton, Fraser Kelton, Luke Miller, Maddie Simens, Amanda Askell, Peter Welinder, Paul Christiano, Jan Leike, and Ryan Lowe. 2022. Training language models to follow instructions with human feedback. *arxiv:2203.02155*.

- [193] Kishore Papineni, Salim Roukos, Todd Ward, and Wei-Jing Zhu. 2002. Bleu: a method for automatic evaluation of machine translation. In *Proceedings of the 40th annual meeting of the Association for Computational Linguistics*. 311–318.
- [194] Qizhi Pei, Wei Zhang, Jinhua Zhu, Kehan Wu, Kaiyuan Gao, Lijun Wu, Yingce Xia, and Rui Yan. 2023. BioT5: Enriching Cross-modal Integration in Biology with Chemical Knowledge and Natural Language Associations. [arXiv:2310.07276](#) [cs.CL]
- [195] Yifan Peng, Qingyu Chen, and Zhiyong Lu. 2020. An Empirical Study of Multi-Task Learning on BERT for Biomedical Text Mining. [arXiv:2005.02799](#) [cs.CL]
- [196] Daniil Polykovskiy, Alexander Zhebrak, Benjamin Sanchez-Lengeling, Sergey Golovanov, Oktai Tatanov, Stanislav Belyaev, Rauf Kurbanov, Aleksey Artamonov, Vladimir Aladinskiy, Mark Veselov, et al. 2020. Molecular sets (MOSES): a benchmarking platform for molecular generation models. *Frontiers in pharmacology* 11 (2020), 565644.
- [197] Alec Radford, Karthik Narasimhan, Tim Salimans, Ilya Sutskever, et al. 2018. Improving language understanding by generative pre-training. (2018).
- [198] Alec Radford, Jeffrey Wu, Rewon Child, David Luan, Dario Amodei, Ilya Sutskever, et al. 2019. Language models are unsupervised multitask learners. *OpenAI blog* (2019), 9.
- [199] Alec Radford, Jeffrey Wu, Rewon Child, David Luan, Dario Amodei, Ilya Sutskever, et al. 2019. Language models are unsupervised multitask learners. *OpenAI blog* 1, 8 (2019), 9.
- [200] Colin Raffel, Noam Shazeer, Adam Roberts, Katherine Lee, Sharan Narang, Michael Matena, Yanqi Zhou, Wei Li, and Peter J Liu. 2020. Exploring the limits of transfer learning with a unified text-to-text transformer. *The Journal of Machine Learning Research* 21, 1 (2020), 5485–5551.
- [201] Soumya Ram and Tristan Bepler. 2022. Few Shot Protein Generation. [arXiv preprint arXiv:2204.01168](#) (2022).
- [202] Frank P Ramsey. 1923. *Tractatus Logico-Philosophicus*.
- [203] Roshan Rao, Nicholas Bhattacharya, Neil Thomas, Yan Duan, Xi Chen, John Canny, Pieter Abbeel, and Yun S Song. [n. d.]. Evaluating Protein Transfer Learning with TAPE. In *Advances in Neural Information Processing Systems*.
- [204] Roshan M Rao, Jason Liu, Robert Verkuil, Joshua Meier, John Canny, Pieter Abbeel, Tom Sercu, and Alexander Rives. 2021. MSA transformer. In *International Conference on Machine Learning*. PMLR, 8844–8856.
- [205] Alexander Rives, Joshua Meier, Tom Sercu, Siddharth Goyal, Zeming Lin, Jason Liu, Demi Guo, Myle Ott, C. Lawrence Zitnick, Jerry Ma, and Rob Fergus. 2019. Biological Structure and Function Emerge from Scaling Unsupervised Learning to 250 Million Protein Sequences. *PNAS* (2019).
- [206] Yu Rong, Yatao Bian, Tingyang Xu, Weiyang Xie, Ying Wei, Wenbing Huang, and Junzhou Huang. 2020. Self-supervised graph transformer on large-scale molecular data. *Advances in Neural Information Processing Systems* 33 (2020), 12559–12571.
- [207] Peter W Rose, Bojan Beran, Chunxiao Bi, Wolfgang F Bluhm, Dimitris Dimitropoulos, David S Goodsell, Andreas Prlić, Martha Quesada, Gregory B Quinn, John D Westbrook, et al. 2010. The RCSB Protein Data Bank: redesigned web site and web services. *Nucleic acids research* 39, suppl\_1 (2010), D392–D401.
- [208] Jerret Ross, Brian Belgodere, Vijil Chenthamarakshan, Inkit Padhi, Youssef Mroueh, and Payel Das. 2022. Large-scale chemical language representations capture molecular structure and properties. *Nature Machine Intelligence* 4, 12 (2022), 1256–1264.
- [209] Lars Ruddigkeit, Ruud Van Deursen, Lorenz C Blum, and Jean-Louis Reymond. 2012. Enumeration of 166 billion organic small molecules in the chemical universe database GDB-17. *Journal of chemical information and modeling* 52, 11 (2012), 2864–2875.
- [210] Nicole Rusk. 2018. Sequence-based prediction of variants' effects. *Nature Methods* 15, 8 (2018), 571–571.
- [211] Martin H Schaefer, Jean-Fred Fontaine, Arunachalam Vinayagam, Pablo Porras, Erich E Wanker, and Miguel A Andrade-Navarro. 2012. HIPPIE: Integrating protein interaction networks with experiment based quality scores. *PloS one* 7, 2 (2012), e31826.
- [212] Michael Schlichtkrull, Thomas N Kipf, Peter Bloem, Rianne Van Den Berg, Ivan Titov, and Max Welling. 2018. Modeling relational data with graph convolutional networks. In *The Semantic Web: 15th International Conference, ESWC 2018, Heraklion, Crete, Greece, June 3–7, 2018, Proceedings 15*. Springer, 593–607.
- [213] Nadine Schneider, Nikolaus Stiefl, and Gregory A Landrum. 2016. What's what: The (nearly) definitive guide to reaction role assignment. *Journal of chemical information and modeling* 56, 12 (2016), 2336–2346.
- [214] Philippe Schwaller, Teodoro Laino, Théophile Gaudin, Peter Bolgar, Christopher A Hunter, Costas Bekas, and Alpha A Lee. 2019. Molecular transformer: a model for uncertainty-calibrated chemical reaction prediction. *ACS central science* 5, 9 (2019), 1572–1583.
- [215] Philippe Schwaller, Daniel Probst, Alain C Vaucher, Vishnu H Nair, David Kreutter, Teodoro Laino, and Jean-Louis Reymond. 2021. Mapping the space of chemical reactions using attention-based neural networks. *Nature machine intelligence* 3, 2 (2021), 144–152.
- [216] Yaiza Serrano, Sergi Roda, Victor Guallar, and Alexis Molina. 2023. Efficient and accurate sequence generation with small-scale protein language models. *bioRxiv* (2023), 2023–08.
- [217] Damiano Sgarbossa, Umberto Lupo, and Anne-Florence Bitbol. 2023. Generative power of a protein language model trained on multiple sequence alignments. *Elife* 12 (2023), e79854.
- [218] Murray Shanahan. 2022. Talking About Large Language Models. *CoRR* abs/2212.03551 (2022).
- [219] Pranav Shetty, Arunkumar Chitteth Rajan, Chris Kuenneth, Sonakshi Gupta, Lakshmi Prerana Panchumarti, Lauren Holm, Chao Zhang, and Rampi Ramprasad. 2023. A general-purpose material property data extraction pipeline from large polymer corpora using natural language processing. *npj Computational Materials* 9, 1 (2023), 52.
- [220] Hoo-Chang Shin, Yang Zhang, Evelina Bakhturina, Raul Puri, Mostofa Patwary, Mohammad Shoyebi, and Raghav Mani. 2020. BioMegatron: Larger Biomedical Domain Language Model. [arXiv:2010.06060](#)
- [221] Richard W Shuai, Jeffrey A Ruffolo, and Jeffrey J Gray. 2021. Generative language modeling for antibody design. *bioRxiv* (2021), 2021–12.

- [222] Garrett A Soukup. 2001. Nucleic acids: General properties. *e LS* (2001).
- [223] Martin Steinegger, Milot Mirdita, and Johannes Söding. 2019. Protein-level assembly increases protein sequence recovery from metagenomic samples manyfold. *Nature methods* 16, 7 (2019), 603–606.
- [224] Martin Steinegger and Johannes Söding. 2018. Clustering huge protein sequence sets in linear time. *Nature communications* 9, 1 (2018), 2542.
- [225] Teague Sterling and John J Irwin. 2015. ZINC 15–ligand discovery for everyone. *Journal of chemical information and modeling* 55, 11 (2015), 2324–2337.
- [226] Robert L Strausberg, Elise A Feingold, Richard D Klausner, and Francis S Collins. 1999. The mammalian gene collection. *Science* 286, 5439 (1999), 455–457.
- [227] Bing Su, Dazhao Du, Zhao Yang, Yujie Zhou, Jiangmeng Li, Anyi Rao, Hao Sun, Zhiwu Lu, and Ji-Rong Wen. 2022. A molecular multimodal foundation model associating molecule graphs with natural language. *arXiv preprint arXiv:2209.05481* (2022).
- [228] Jin Su, Chenchen Han, Yuyang Zhou, Junjie Shan, Xibin Zhou, and Fajie Yuan. 2023. Saprot: Protein language modeling with structure-aware vocabulary. *bioRxiv* (2023), 2023–10.
- [229] Jiangming Sun, Nina Jeliaskova, Vladimir Chupakhin, Jose-Felipe Golib-Dzib, Ola Engkvist, Lars Carlsson, Jörg Wegner, Hugo Ceulemans, Ivan Georgiev, Vedrin Jeliaskov, et al. 2017. ExCAPE-DB: an integrated large scale dataset facilitating Big Data analysis in chemogenomics. *Journal of cheminformatics* 9 (2017), 1–9.
- [230] Liangtai Sun, Yang Han, Zihan Zhao, Da Ma, Zhennan Shen, Baocai Chen, Lu Chen, and Kai Yu. 2023. SciEval: A Multi-Level Large Language Model Evaluation Benchmark for Scientific Research. *arXiv:2308.13149* [cs.CL]
- [231] Baris E Suzek, Hongzhan Huang, Peter McGarvey, Raja Mazumder, and Cathy H Wu. 2007. UniRef: comprehensive and non-redundant UniProt reference clusters. *Bioinformatics* 23, 10 (2007), 1282–1288.
- [232] Baris E Suzek, Yuqi Wang, Hongzhan Huang, Peter B McGarvey, Cathy H Wu, and UniProt Consortium. 2015. UniRef clusters: a comprehensive and scalable alternative for improving sequence similarity searches. *Bioinformatics* 31, 6 (2015), 926–932.
- [233] Ross Taylor, Marcin Kardas, Guillem Cucurull, Thomas Scialom, Anthony Hartshorn, Elvis Saravia, Andrew Poulton, Viktor Kerkez, and Robert Stojnic. 2022. Galactica: A Large Language Model for Science. *CoRR abs/2211.09085* (2022).
- [234] Ross Taylor, Marcin Kardas, Guillem Cucurull, Thomas Scialom, Anthony Hartshorn, Elvis Saravia, Andrew Poulton, Viktor Kerkez, and Robert Stojnic. 2022. Galactica: A Large Language Model for Science. *arXiv:2211.09085* [cs.CL]
- [235] Gemini Team. 2023. Gemini: A Family of Highly Capable Multimodal Models. *arXiv:2312.11805* [cs.CL]
- [236] Igor V Tetko, Pavel Karpov, Ruud Van Deursen, and Guillaume Godin. 2020. State-of-the-art augmented NLP transformer models for direct and single-step retrosynthesis. *Nature communications* 11, 1 (2020), 5575.
- [237] Amol Thakkar, Alain C Vaucher, Andrea Byekwaso, Philippe Schwaller, Alessandra Toniato, and Teodoro Laino. 2023. Unbiasing retrosynthesis language models with disconnection prompts. *ACS Central Science* 9, 7 (2023), 1488–1498.
- [238] Alessandra Toniato, Alain C Vaucher, Philippe Schwaller, and Teodoro Laino. 2023. Enhancing diversity in language based models for single-step retrosynthesis. *Digital Discovery* 2, 2 (2023), 489–501.
- [239] Hugo Touvron, Thibaut Lavril, Gautier Izacard, Xavier Martinet, Marie-Anne Lachaux, Timothée Lacroix, Baptiste Rozière, Naman Goyal, Eric Hambro, Faisal Azhar, Aurélien Rodriguez, Armand Joulin, Edouard Grave, and Guillaume Lample. 2023. LLaMA: Open and Efficient Foundation Language Models. *CoRR* (2023).
- [240] Hugo Touvron, Thibaut Lavril, Gautier Izacard, Xavier Martinet, Marie-Anne Lachaux, Timothée Lacroix, Baptiste Rozière, Naman Goyal, Eric Hambro, Faisal Azhar, et al. 2023. Llama: Open and efficient foundation language models. *arXiv preprint arXiv:2302.13971* (2023).
- [241] Chau Tran, Siddharth Khadkikar, and Aleksey Porollo. 2023. Survey of Protein Sequence Embedding Models. *International Journal of Molecular Sciences* 24, 4 (2023), 3775.
- [242] Tuan Tran and Chinwe Ekenna. 2023. Molecular Descriptors Property Prediction Using Transformer-Based Approach. *International Journal of Molecular Sciences* 24, 15 (2023), 11948.
- [243] Zhengkai Tu and Connor W Coley. 2022. Permutation invariant graph-to-sequence model for template-free retrosynthesis and reaction prediction. *Journal of chemical information and modeling* 62, 15 (2022), 3503–3513.
- [244] Umit V Ucak, Islambek Ashyrmamatov, Junsu Ko, and Juyong Lee. 2022. Retrosynthetic reaction pathway prediction through neural machine translation of atomic environments. *Nature communications* 13, 1 (2022), 1186.
- [245] Gökçe Uludoğan, Elif Ozkirimli, Kutlu O. Ulgen, Nilgün Karalı, and Arzucan Özgür. 2022. Exploiting Pretrained Biochemical Language Models for Targeted Drug Design. *arXiv:2209.00981* [cs.LG]
- [246] Serbulent Unsal, Heval Atas, Muammer Albayrak, Kemal Turhan, Aybar C Acar, and Tunca Doğan. 2022. Learning functional properties of proteins with language models. *Nature Machine Intelligence* 4, 3 (2022), 227–245.
- [247] Michel van Kempen, Stephanie S Kim, Charlotte Tumescheit, Milot Mirdita, Cameron LM Gilchrist, Johannes Söding, and Martin Steinegger. 2022. Foldseek: fast and accurate protein structure search. *Biorxiv* (2022), 2022–02.
- [248] Mihaly Varadi, Stephen Anyango, Mandar Deshpande, Sreenath Nair, Cindy Natassia, Galabina Yordanova, David Yuan, Oana Stroe, Gemma Wood, Agata Laydon, Augustin Zidek, Tim Green, Kathryn Tunyasuvunakool, Stig Petersen, John Jumper, Ellen Clancy, Richard Green, Ankur Vora, Mira Lutfi, Michael Figurnov, Andrew Cowie, Nicole Hobbs, Pushmeet Kohli, Gerard Kleywegt, Ewan Birney, Demis Hassabis, and Sameer Velankar. 2021. AlphaFold Protein Structure Database: massively expanding the structural coverage of protein-sequence space with high-accuracy models. *Nucleic Acids Research* 50, D1 (11 2021), D439–D444.



- [249] Ashish Vaswani, Noam Shazeer, Niki Parmar, Jakob Uszkoreit, Llion Jones, Aidan N. Gomez, Lukasz Kaiser, and Illia Polosukhin. 2017. Attention is All you Need. In *Advances in Neural Information Processing Systems 30: Annual Conference on Neural Information Processing Systems 2017, December 4-9, 2017, Long Beach, CA, USA*. 5998–6008.
- [250] Lei Wang, Hui Zhang, Wei Xu, Zhidong Xue, and Yan Wang. 2023. Deciphering the protein landscape with ProtFlash: a lightweight language model. *Cell Reports Physical Science* 4, 10 (2023), 101600.
- [251] Renxiao Wang, Xueliang Fang, Yipin Lu, Chao-Yie Yang, and Shaomeng Wang. 2005. The PDBbind database: methodologies and updates. *Journal of medicinal chemistry* 48, 12 (2005), 4111–4119.
- [252] Sheng Wang, Yuzhi Guo, Yuhong Wang, Hongmao Sun, and Junzhou Huang. 2019. Smiles-bert: large scale unsupervised pre-training for molecular property prediction. In *Proceedings of the 10th ACM international conference on bioinformatics, computational biology and health informatics*. 429–436.
- [253] Wenlu Wang, Ye Wang, Honggang Zhao, and Simone Sciabola. 2022. A pre-trained conditional transformer for Target-specific De Novo Molecular Generation. (2022).
- [254] Xin Wang, Xin Gao, Guohua Wang, and Dan Li. 2023. miProBERT: identification of microRNA promoters based on the pre-trained model BERT. *Briefings in bioinformatics* 24, 3 (2023), bbad093.
- [255] Xi Wang, Ruichu Gu, Zhiyuan Chen, Yongge Li, Xiaohong Ji, Guolin Ke, and Han Wen. 2023. UNI-RNA: universal pre-trained models revolutionize RNA research. *bioRxiv* (2023), 2023–07.
- [256] Yanli Wang, Jewen Xiao, Tugba O Suzek, Jian Zhang, Jiyao Wang, and Stephen H Bryant. 2009. PubChem: a public information system for analyzing bioactivities of small molecules. *Nucleic acids research* 37, suppl\_2 (2009), W623–W633.
- [257] Yanli Wang, Jewen Xiao, Tugba O Suzek, Jian Zhang, Jiyao Wang, Zhigang Zhou, Lianyi Han, Karen Karapetyan, Svetlana Dracheva, Benjamin A Shoemaker, et al. 2012. PubChem’s BioAssay database. *Nucleic acids research* 40, D1 (2012), D400–D412.
- [258] Ye Wang, Honggang Zhao, Simone Sciabola, and Wenlu Wang. 2023. cMolGPT: A Conditional Generative Pre-Trained Transformer for Target-Specific De Novo Molecular Generation. *Molecules* 28, 11 (2023), 4430.
- [259] Zichen Wang, Steven A Combs, Ryan Brand, Miguel Romero Calvo, Panpan Xu, George Price, Nataliya Golovach, Emmanuel O Salawu, Colby J Wise, Sri Priya Ponnappalli, et al. 2022. Lm-gvp: an extensible sequence and structure informed deep learning framework for protein property prediction. *Scientific reports* 12, 1 (2022), 6832.
- [260] Zeyuan Wang, Qiang Zhang, Keyan Ding, Ming Qin, Xiang Zhuang, Xiaotong Li, and Huajun Chen. 2023. InstructProtein: Aligning Human and Protein Language via Knowledge Instruction. *arXiv preprint:2310.03269* (2023).
- [261] Zeyuan Wang, Qiang Zhang, Shuang-Wei HU, Haoran Yu, Xurui Jin, Zhichen Gong, and Huajun Chen. 2023. Multi-level Protein Structure Pre-training via Prompt Learning. In *The Eleventh International Conference on Learning Representations*.
- [262] David Weininger. 1988. SMILES, a chemical language and information system. 1. Introduction to methodology and encoding rules. *Journal of chemical information and computer sciences* 28, 1 (1988), 31–36.
- [263] Johannes Welbl, Nelson F Liu, and Matt Gardner. 2017. Crowdsourcing multiple choice science questions. *arXiv preprint arXiv:1707.06209* (2017).
- [264] Mark D Wilkinson, Michel Dumontier, IJsbrand Jan Aalbersberg, Gabrielle Appleton, Myles Axton, Arie Baak, Niklas Blomberg, Jan-Willem Boiten, Luiz Bonino da Silva Santos, Philip E Bourne, et al. 2016. The FAIR Guiding Principles for scientific data management and stewardship. *Scientific data* 3, 1 (2016), 1–9.
- [265] David S Wishart, Yannick D Feunang, An C Guo, Elvis J Lo, Ana Marcu, Jason R Grant, Tanvir Sajed, Daniel Johnson, Carin Li, Zinat Sayeeda, et al. 2018. DrugBank 5.0: a major update to the DrugBank database for 2018. *Nucleic acids research* 46, D1 (2018), D1074–D1082.
- [266] Fang Wu, Dragomir Radev, and Stan Z Li. 2023. Molformer: Motif-based transformer on 3d heterogeneous molecular graphs. In *Proceedings of the AAAI Conference on Artificial Intelligence*, Vol. 37. 5312–5320.
- [267] Zhenqin Wu, Bharath Ramsundar, Evan N Feinberg, Joseph Gomes, Caleb Geniesse, Aneesh S Pappu, Karl Leswing, and Vijay Pande. 2018. MoleculeNet: a benchmark for molecular machine learning. *Chemical science* 9, 2 (2018), 513–530.
- [268] wwPDB consortium. 2018. Protein Data Bank: the single global archive for 3D macromolecular structure data. *Nucleic Acids Research* 47, D1 (10 2018), D520–D528.
- [269] Jun Xia, Yanqiao Zhu, Yuanqi Du, Y Liu, and SZ Li. 2023. A Systematic Survey of Chemical Pre-trained Models. *IJCAI*.
- [270] Renchunzi Xie, Hongxin Wei, Lei Feng, and Bo An. 2022. Gearnet: Stepwise dual learning for weakly supervised domain adaptation. In *Proceedings of the AAAI Conference on Artificial Intelligence*, Vol. 36. 8717–8725.
- [271] Tong Xie, Yuwei Wan, Wei Huang, Zhenyu Yin, Yixuan Liu, Shaozhou Wang, Qingyuan Linghu, Chunyu Kit, Clara Grazian, Wenjie Zhang, Imran Razzak, and Bram Hoex. 2023. DARWIN Series: Domain Specific Large Language Models for Natural Science. *arXiv:2308.13565* [cs.CL]
- [272] Guoli Xiong, Zhenxing Wu, Jiakai Yi, Li Fu, Zhijiang Yang, Changyu Hsieh, Mingzhu Yin, Xiangxiang Zeng, Chengkun Wu, Aiping Lu, et al. 2021. ADMETlab 2.0: an integrated online platform for accurate and comprehensive predictions of ADMET properties. *Nucleic Acids Research* 49, W1 (2021), W5–W14.
- [273] Hanwen Xu and Sheng Wang. 2022. ProTranslator: zero-shot protein function prediction using textual description. In *International Conference on Research in Computational Molecular Biology*. Springer, 279–294.
- [274] Hanwen Xu, Addie Woick, Hoifung Poon, Russ B Altman, and Sheng Wang. 2023. Multilingual translation for zero-shot biomedical classification using BioTranslator. *Nature Communications* 14, 1 (2023), 738.
- [275] Keyulu Xu, Weihua Hu, Jure Leskovec, and Stefanie Jegelka. 2018. How powerful are graph neural networks? *arXiv preprint arXiv:1810.00826* (2018).

- [276] Minghao Xu, Xinyu Yuan, Santiago Miret, and Jian Tang. 2023. ProtST: Multi-Modality Learning of Protein Sequences and Biomedical Texts. *arXiv:2301.12040* [q-bio.BM]
- [277] Minghao Xu, Zuobai Zhang, Jiarui Lu, Zhaocheng Zhu, Yangtian Zhang, Chang Ma, Runcheng Liu, and Jian Tang. 2022. PEER: A Comprehensive and Multi-Task Benchmark for Protein Sequence Understanding. *arXiv:2206.02096* [cs.LG]
- [278] Dongyu Xue, Han Zhang, Dongling Xiao, Yukang Gong, Guohui Chuai, Yu Sun, Hao Tian, Hua Wu, Yukun Li, and Qi Liu. 2020. X-MOL: large-scale pre-training for molecular understanding and diverse molecular analysis. *bioRxiv* (2020), 2020–12.
- [279] Hideki Yamaguchi and Yutaka Saito. 2022. EvoOpt: an MSA-guided, fully unsupervised sequence optimization pipeline for protein design. In *Machine Learning for Structural Biology Workshop, NeurIPS*.
- [280] Fan Yang, Wenchuan Wang, Fang Wang, Yuan Fang, Duyu Tang, Junzhou Huang, Hui Lu, and Jianhua Yao. 2022. scBERT as a large-scale pretrained deep language model for cell type annotation of single-cell RNA-seq data. *Nature Machine Intelligence* 4, 10 (2022), 852–866.
- [281] Jingfeng Xue, Hongye Jin, Ruixiang Tang, Xiaotian Han, Qizhang Feng, Haoming Jiang, Bing Yin, and Xia Hu. 2023. Harnessing the power of llms in practice: A survey on chatgpt and beyond. *arXiv preprint arXiv:2304.13712* (2023).
- [282] Jianyi Yang, Ambrish Roy, and Yang Zhang. 2012. BioLiP: a semi-manually curated database for biologically relevant ligand–protein interactions. *Nucleic acids research* 41, D1 (2012), D1096–D1103.
- [283] Meng Yang, Haiping Huang, Lichao Huang, Nan Zhang, Jihong Wu, Huanming Yang, and Feng Mu. 2021. LOGO, a contextualized pre-trained language model of human genome flexibly adapts to various downstream tasks by fine-tuning. (2021).
- [284] Michihiro Yasunaga, Jure Leskovec, and Percy Liang. 2022. LinkBERT: Pretraining Language Models with Document Links. *arXiv:2203.15827* [cs.CL]
- [285] Chengxuan Ying, Mingqi Yang, Shuxin Zheng, Guolin Ke, Shengjie Luo, Tianle Cai, Chenglin Wu, Yuxin Wang, Yanming Shen, and Di He. 2021. First place solution of KDD Cup 2021 & OGB large-scale challenge graph prediction track. *arXiv preprint arXiv:2106.08279* (2021).
- [286] Atakan Yüksel, Erva Ulusoy, Atabey Ünlü, and Tunca Doğan. 2023. Selfformer: Molecular representation learning via selfies language models. *Machine Learning: Science and Technology* (2023).
- [287] Barbara Zdrazil, Eloy Felix, Fiona Hunter, Emma J Manners, James Blackshaw, Sybilla Corbett, Marleen de Veij, Harris Ioannidis, David Mendez Lopez, Juan F Mosquera, et al. 2023. The ChEMBL Database in 2023: a drug discovery platform spanning multiple bioactivity data types and time periods. *Nucleic Acids Research* (2023), gkad1004.
- [288] Aohan Zeng, Xiao Liu, Zhengxiao Du, Zihan Wang, Hanyu Lai, Ming Ding, Zhuoyi Yang, Yifan Xu, Wendi Zheng, Xiao Xia, Weng Lam Tam, Zixuan Ma, Yufei Xue, Jidong Zhai, Wenguang Chen, Zhiyuan Liu, Peng Zhang, Yuxiao Dong, and Jie Tang. 2023. GLM-130B: An Open Bilingual Pre-trained Model. In *The Eleventh International Conference on Learning Representations (ICLR)*.
- [289] Haoyang Zeng, Matthew D Edwards, Ge Liu, and David K Gifford. 2016. Convolutional neural network architectures for predicting DNA–protein binding. *Bioinformatics* 32, 12 (2016), i121–i127.
- [290] Zheni Zeng, Yuan Yao, Zhiyuan Liu, and Maosong Sun. 2022. A deep-learning system bridging molecule structure and biomedical text with comprehension comparable to human professionals. *Nature communications* 13, 1 (2022), 862.
- [291] Zheni Zeng, Bangchen Yin, Shipeng Wang, Jiarui Liu, Cheng Yang, Haishen Yao, Xingzhi Sun, Maosong Sun, Guotong Xie, and Zhiyuan Liu. 2023. Interactive Molecular Discovery with Natural Language. *arXiv:2306.11976* [cs.CL]
- [292] Daoan Zhang, Weitong Zhang, Bing He, Jianguo Zhang, Chenchen Qin, and Jianhua Yao. 2023. DNAGPT: A Generalized Pretrained Tool for Multiple DNA Sequence Analysis Tasks. *bioRxiv* (2023), 2023–07.
- [293] Le Zhang, Jiayang Chen, Tao Shen, Yu Li, and Siqi Sun. 2023. Enhancing the Protein Tertiary Structure Prediction by Multiple Sequence Alignment Generation. *arXiv e-prints* (June 2023), 2306.01824.
- [294] Ningyu Zhang, Zhen Bi, Xiaozhuan Liang, Siyuan Cheng, Haosen Hong, Shumin Deng, Jiazhang Lian, Qiang Zhang, and Huajun Chen. 2022. OntoProtein: Protein Pretraining With Gene Ontology Embedding. *arXiv* (Jan. 2022), 2201.11147.
- [295] Susan Zhang, Stephen Roller, Naman Goyal, Mikel Artetxe, Moya Chen, Shuohui Chen, Christopher Dewan, Mona Diab, Xian Li, Xi Victoria Lin, et al. 2022. Opt: Open pre-trained transformer language models. *arXiv preprint arXiv:2205.01068* (2022).
- [296] Tianyi Zhang, Varsha Kishore, Felix Wu, Kilian Q Weinberger, and Yoav Artzi. 2019. Bertscore: Evaluating text generation with bert. *arXiv preprint:1904.09675* (2019).
- [297] Xiao-Chen Zhang, Cheng-Kun Wu, Zhi-Jiang Yang, Zhen-Xing Wu, Jia-Cai Yi, Chang-Yu Hsieh, Ting-Jun Hou, and Dong-Sheng Cao. 2021. MG-BERT: leveraging unsupervised atomic representation learning for molecular property prediction. *Briefings in bioinformatics* 22, 6 (2021), bbab152.
- [298] Xiao-Chen Zhang, Cheng-Kun Wu, Jia-Cai Yi, Xiang-Xiang Zeng, Can-Qun Yang, Ai-Ping Lu, Ting-Jun Hou, and Dong-Sheng Cao. 2022. Pushing the Boundaries of Molecular Property Prediction for Drug Discovery with Multitask Learning BERT Enhanced by SMILES Enumeration. *Research* 2022 (2022), 0004.
- [299] Ying Zhang, Fang Ge, Fuyi Li, Xibei Yang, Jiangning Song, and Dong-Jun Yu. 2023. Prediction of multiple types of RNA modifications via biological language model. *IEEE/ACM Transactions on Computational Biology and Bioinformatics* (2023).
- [300] Yikun Zhang, Mei Lang, Jiuhong Jiang, Zhiqiang Gao, Fan Xu, Thomas Litfin, Ke Chen, Jaswinder Singh, Xiansong Huang, Guoli Song, et al. 2023. Multiple sequence-alignment-based RNA language model and its application to structural inference. *bioRxiv* (2023), 2023–03.
- [301] Yang Zhang and Jeffrey Skolnick. 2007. Scoring function for automated assessment of protein structure template quality. *PROTEINS-NEW YORK*-68, 4 (2007), 1020.

- [302] Zuobai Zhang, Chuanrui Wang, Minghao Xu, Vijil Chenthamarakshan, Aurélie Lozano, Payel Das, and Jian Tang. 2023. A Systematic Study of Joint Representation Learning on Protein Sequences and Structures. [arXiv:2303.06275 \[q-bio.QM\]](#)
- [303] Zuobai Zhang, Minghao Xu, Vijil Chenthamarakshan, Aurélie Lozano, Payel Das, and Jian Tang. 2023. Enhancing protein language models with structure-based encoder and pre-training. *arXiv preprint arXiv:2303.06275* (2023).
- [304] Wayne Xin Zhao, Kun Zhou, Junyi Li, Tianyi Tang, Xiaolei Wang, Yupeng Hou, Yingqian Min, Beichen Zhang, Junjie Zhang, Zican Dong, et al. 2023. A survey of large language models. *arXiv preprint arXiv:2303.18223* (2023).
- [305] Shuangjia Zheng, Jiahua Rao, Zhongyue Zhang, Jun Xu, and Yuedong Yang. 2019. Predicting retrosynthetic reactions using self-corrected transformer neural networks. *Journal of chemical information and modeling* 60, 1 (2019), 47–55.
- [306] Zaixiang Zheng, Yifan Deng, Dongyu Xue, Yi Zhou, Fei Ye, and Quanquan Gu. 2023. Structure-informed Language Models Are Protein Designers. *bioRxiv* (2023).
- [307] Zhiling Zheng, Oufan Zhang, Christian Borgs, Jennifer T. Chayes, and Omar M. Yaghi. 2023. ChatGPT Chemistry Assistant for Text Mining and the Prediction of MOF Synthesis. *Journal of the American Chemical Society* 145, 32 (aug 2023), 18048–18062.
- [308] Wanjun Zhong, Ruixiang Cui, Yiduo Guo, Yaobo Liang, Shuai Lu, Yanlin Wang, Amin Saied, Weizhu Chen, and Nan Duan. 2023. AGIEval: A Human-Centric Benchmark for Evaluating Foundation Models. [arXiv:2304.06364 \[cs.CL\]](#)
- [309] Gengmo Zhou, Zhifeng Gao, Qiankun Ding, Hang Zheng, Hongteng Xu, Zhewei Wei, Linfeng Zhang, and Guolin Ke. 2023. Uni-Mol: a universal 3D molecular representation learning framework. (2023).
- [310] Hong-Yu Zhou, Yunxiang Fu, Zhicheng Zhang, Cheng Bian, and Yizhou Yu. 2023. Protein Representation Learning via Knowledge Enhanced Primary Structure Modeling. *arXiv e-prints* (Jan. 2023), [arXiv:2301.13154](#). [arXiv:2301.13154 \[cs.LG\]](#)
- [311] Jian Zhou and Olga G Troyanskaya. 2015. Predicting effects of noncoding variants with deep learning-based sequence model. *Nature methods* 12, 10 (2015), 931–934.
- [312] Zhihan Zhou, Yanrong Ji, Weijian Li, Pratik Dutta, Ramana Davuluri, and Han Liu. 2023. Dnabert-2: Efficient foundation model and benchmark for multi-species genome. *arXiv preprint arXiv:2306.15006* (2023).
- [313] Yanqiao Zhu, Jeehyun Hwang, Keir Adams, Zhen Liu, Bozhao Nan, Brock Stenfors, Yuanqi Du, Jatin Chauhan, Olaf Wiest, Olexandr Isayev, et al. 2023. Learning Over Molecular Conformer Ensembles: Datasets and Benchmarks. *arXiv preprint arXiv:2310.00115* (2023).
- [314] Xiang Zhuang, Qiang Zhang, Keyan Ding, Yatao Bian, Xiao Wang, Jingsong Lv, Hongyang Chen, and Huajun Chen. 2023. Learning Invariant Molecular Representation in Latent Discrete Space.
- [315] Xiang Zhuang, Qiang Zhang, Bin Wu, Keyan Ding, Yin Fang, and Huajun Chen. 2023. Graph Sampling-based Meta-Learning for Molecular Property Prediction.
- [316] Rustam Zhumagambetov, Ferdinand Molnár, Vsevolod A Peshkov, and Siamac Fazli. 2021. Transmol: repurposing a language model for molecular generation. *RSC advances* 11, 42 (2021), 25921–25932.
- [317] Maxim Zvyagin, Alexander Brace, Kyle Hippe, Yuntian Deng, Bin Zhang, Cindy Orozco Bohorquez, Austin Clyde, Bharat Kale, Danilo Perez-Rivera, Heng Ma, et al. 2022. GenSLMs: Genome-scale language models reveal SARS-CoV-2 evolutionary dynamics. *bioRxiv* (2022).