

Improving Natural Language Capability of Code Large Language Model

Wei Li^{1,2,*}, Daoguang Zan^{1,2,*†}, Bei Guan^{2,4†}, Ailun Yu³, Xiaolin Chen^{1,2}, Yongji Wang^{2,4}

¹Cooperative Innovation Center, Institute of Software, Chinese Academy of Sciences

²University of Chinese Academy of Sciences; ³Peking University;

⁴Integrative Innovation Center, Institute of Software, Chinese Academy of Sciences

{liwei@, daoguang@, guanbei@, chenxiaolin2019@, ywang@itechs.}iscas.ac.cn

Abstract

Code large language models (Code LLMs) have demonstrated remarkable performance in code generation. Nonetheless, most existing works focus on boosting code LLMs from the perspective of programming capabilities, while their natural language capabilities receive less attention. To fill this gap, we thus propose a novel framework, comprising two modules: AttentionExtractor, which is responsible for extracting key phrases from the user’s natural language requirements, and AttentionCoder, which leverages these extracted phrases to generate target code to solve the requirement. This framework pioneers an innovative idea by seamlessly integrating code LLMs with traditional natural language processing tools. To validate the effectiveness of the framework, we craft a new code generation benchmark, called MultiNL-H, covering five natural languages. Extensive experimental results demonstrate the effectiveness of our proposed framework.

1 Introduction

Code Large Language Models (code LLMs) have demonstrated remarkable proficiency in code generation tasks (Zan et al., 2023; Zhang et al., 2023b; Zheng et al., 2023b), which can transform users’ natural language requirements into target code using various programming languages. Numerous methods have emerged to enhance the performance of code LLMs, achieving significant advancements by constructing high-quality training data (Luo et al., 2023; Shen et al., 2023; Name, 2023) or well-designed prompt (Wei et al., 2023; Shinn et al., 2023). However, previous works predominantly put efforts into enhancing code LLMs from the perspective of programming capabilities, rarely directing attention to the natural language understanding abilities. The precondition for generating correct code is that the model can accurately comprehend

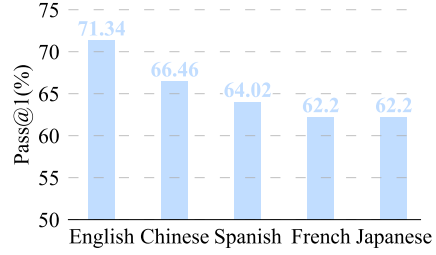


Figure 1: Pass@1 of OpenAI’s GPT-3.5-turbo evaluated on HumanEval across multiple natural languages.

the programming task, which commonly involves natural language understanding. The practice of training code LLMs on a corpus comprising both code and natural language training instances, which leads to a powerful model CodeLlama (Rozière et al., 2023), implies the important role of natural language understanding abilities in code LLMs. Therefore, this paper will delve into how to help code LLMs comprehend natural language context more accurately, thereby boosting the code generation capabilities of code LLMs.

After conducting preliminary experiments on HumanEval (Chen et al., 2021) across multiple natural languages, we find that code LLMs exhibit notable variations between different natural languages in code generation performance. Figure 1 demonstrates a significant drop in code generation performance for other languages compared to English. This highlights the need for more exploration of code generation in various natural languages. To meet this challenge, we propose a framework to guide code LLMs to focus on critical information embedded in the given natural language context, helping code LLMs to comprehend the task well. From the perspective of cognitive science, the cognitive load theory (Sweller, 1988, 2011; Kalyuga, 2011) shows that humans inherently prioritize key information during handling new scenarios. Inspired by this theory, our framework highlights important words, phrases, and sentences in the task

*Equal contribution

†Corresponding authors

description for code LLMs to facilitate the models in more easily capturing the key information in given programming requirements. This framework comprises two modules: AttentionExtractor, which identifies pivotal segments of natural language task description as *Attention* (e.g., words, phrases, or sentences), and AttentionCoder, which utilizes the extracted *Attention* to generate the target code by harnessing the capabilities of off-the-shelf pre-trained models.

In order to comprehensively evaluate our approach, we craft a multi-lingual benchmark, namely MultiNL-H, adapted from the HumanEval (Chen et al., 2021) which describes code tasks only in English. MultiNL-H comprises code generation tasks described with multiple natural languages including English, Chinese, French, Japanese, and Spanish. On MultiNL-H, we conduct extensive experiments to validate whether our framework can boost code LLMs in task understanding across different natural languages. The results show that our approach exhibits obvious advantages over its baselines. For example, by equipping code LLMs with AttentionExtractor and AttentionCoder, we boost OpenAI’s GPT-3.5-turbo in code generation for Chinese tasks by more than an absolute improvement of 10% on pass@1.

In summary, the contributions of this work are threefold:

- We propose a simple yet effective framework, composed of the AttentionExtractor and AttentionCoder modules, to boost the code generation capabilities of code LLMs across multiple natural languages. This framework can inspire researchers to solve tasks by integrating code LLMs with traditional natural language processing (NLP) analysis tools.
- We craft a new benchmark, namely MultiNL-H, which extends the HumanEval (English) benchmark into four natural languages. It can evaluate the code generation capabilities of code LLMs from the perspective of natural languages.
- We perform extensive experiments to prove the effectiveness and superiority of our approach, as well as to derive some valuable insights. Our work including all data and code can be seen on <https://github.com/NL2Code/AttentionCoder>.

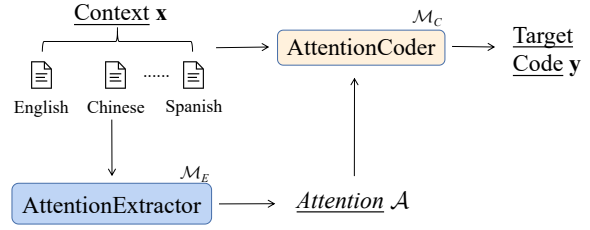


Figure 2: The overview of our proposed framework.

2 Framework

We would define the code generation task. Given a *context* that contains the programming problem, this task aims to output the *target code* to solve it. This paper leverages code LLM (defined as \mathcal{M}) to address this task. Formally, let \mathbf{x} represent the context. Given \mathbf{x} , the code generation task can be formulated as $\mathbf{y} = \mathcal{M}(\mathbf{x})$, where \mathbf{y} represents the target code.

In this paper, we propose a framework to solve this task, and it includes two modules: AttentionExtractor (\mathcal{M}_E) and AttentionCoder (\mathcal{M}_C), as depicted in Figure 2. AttentionExtractor first identifies and extracts key information \mathcal{A} (e.g., words, phrases, or sentences) from the programming problem in the given context \mathbf{x} . Subsequently, AttentionCoder focuses on generating the target code \mathbf{y} by leveraging \mathcal{A} and \mathbf{x} . Therefore, the code generation task can be also reformulated as $\mathbf{y} = \mathcal{M}(\mathbf{x}, \mathcal{A})$. Specifically, the entire process of our framework can be formalized as $\mathcal{A} = \mathcal{M}_E(\mathbf{x})$ and $\mathbf{y} = \mathcal{M}_C(\mathbf{x}, \mathcal{A})$. Note that \mathcal{A} is called “*Attention*” in our experiments.

3 Methodology

This section will implement our proposed framework to enhance the multiple natural language capabilities of code LLMs, including AttentionExtractor and AttentionCoder.

3.1 AttentionExtractor

The goal of this module is to extract key information (alias “*Attention*”) from natural language description. In the code generation scenario, as shown in Figure 3, AttentionExtractor first extracts the code comment in the given *context* \mathbf{x} using regular expression. Subsequently, AttentionExtractor tokenizes the extracted code comment and performs part-of-speech (POS) tagging using spaCy model¹.

¹<https://spacy.io>

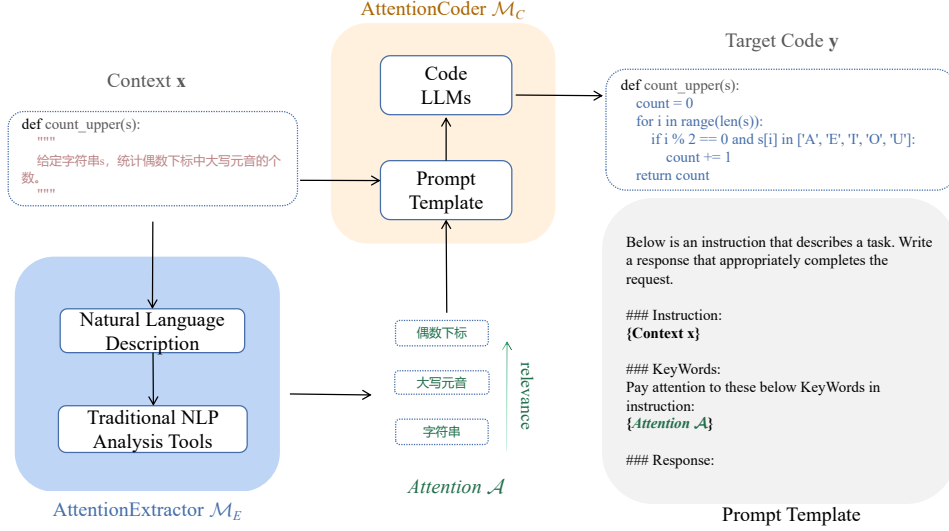


Figure 3: The implementation details of our framework: AttentionExtractor and AttentionCoder.

Based on these outcomes, AttentionExtractor employs the key phrase extraction algorithm such as TextRank (Mihalcea and Tarau, 2004) implemented by PKE package² to extract multiple phrases³ as *Attention* and ranks them according to their relevance in the text network. For instance, *Attention* extracted from the code comment are three Chinese phrases in Figure 3. These extracted *Attention* will aid AttentionCoder in generating more accurate code. Besides using the automatic extraction method above, we also implement AttentionExtractor by inviting five participants to manually extract key phrases for each problem.

3.2 AttentionCoder

AttentionExtractor has successfully extracted *Attention* for a programming problem, and then AttentionCoder aims to leverage these *Attention* to generate target code. We make use of the most straightforward way for AttentionCoder: considering both these extracted *Attention* \mathcal{A} and the context \mathbf{x} when prompting models. Formally, the AttentionCoder can be written as $\mathbf{y} = \mathcal{M}_C(\mathcal{T}(\mathbf{x}, \mathcal{A}))$, where $\mathcal{T}(\cdot)$ denotes the prompt template that can concatenate \mathbf{x} and \mathcal{A} . The detailed templates can be found in Figure 3. In our experiments, the off-the-shelf code generation models, such as OpenAI’s GPT-4 (OpenAI et al., 2023), GPT-3.5-turbo (Ouyang et al., 2022), WizardCoder (Luo et al., 2023), and

CodeLlama (Rozière et al., 2023), can be applied directly to implement our AttentionCoder.

4 Benchmark Construction

To comprehensively evaluate the efficacy of our framework, we carefully adapt HumanEval (Chen et al., 2021) from English to four other natural languages, including Chinese, French, Spanish, and Japanese, and craft a new benchmark called MultiNL-H (**M**ultiple **N**atural **L**anguage **H**umanEval). Specifically, we invite four native speakers to translate the code comment from English into four other languages. After careful checking, we ensure the coherence and fluency of the translated content, as well as its consistency with the original content. Furthermore, we also invite four Python developers who are native speakers of the corresponding natural language to solve the programming problems in translated HumanEval. Upon their feedback, we further polish and refine this benchmark. Overall, our meticulous translation process ensures a high-quality benchmark for multi-natural-language-oriented code generation. We hope that this benchmark will contribute to the rapid advancement of the field.

5 Experiments

In this section, we evaluate our framework by answering three research questions (RQs):

- **RQ1 (Effectiveness Validation):** How is the performance of our framework on multiple-natural-languages-oriented code generation?

²<https://github.com/boudinfl/pke.git>

³The POS patterns designed for PKE package is “NP: <NOUN|PROPN|ADJ>*<NOUN|PROPN>; VP: <VERB><NP>” defined by using regular expression grammar and POS tag.

- **RQ2 (Ablation Study):** What factors influence the effectiveness of our framework?
- **RQ3 (Transferability Evaluation):** Whether our framework is transferable to other tasks involving natural-language context, by reusing AttentionExtractor?

We answer RQ1 by applying our framework to various models and comparing their performance before and after the application of *Attention*. To address RQ2, we conduct extensive ablation studies to examine the impact of various factors on our framework’s effectiveness. We answer RQ3 by extending our framework to other downstream tasks, including multiple-programming-languages-oriented code generation, code translation, and mathematical reasoning. Specifically, we reuse the task-agnostic AttentionExtractor to adapt to different downstream tasks.

5.1 Experimental Setup

Benchmark We evaluate our framework on our newly proposed MultiNL-H as described in Section 4. For each evaluation instance, MultiNL-H provides five different language versions of the code prompt (English, Chinese, French, Spanish, and Japanese) as well as the corresponding canonical solution and test cases.

Baselines We choose several existing code LLMs as our base models, including close-source (OpenAI’s GPT-4-0613 and GPT-3.5-turbo-0613) and open-source ones (WizardCoder 1B, 3B, 7B, and 15B; CodeLlama 7B and 13B). We directly prompt these models with different natural languages provided by MultiNL-H, obtaining their performance without *Attention* as baseline results. Additionally, we compare other competitive prompt engineering-based approaches:

- **Chain of Thought (CoT)** (Wei et al., 2023; Li et al., 2023a): CoT improves the capability of code LLMs by prompting them to think step by step.
- **Reflexion** (Shinn et al., 2023): Reflexion augments code LLMs by fostering reflective analysis in prompts, thereby enhancing task comprehension and code generation precision.

Evaluation Metrics Following the approach outlined by Codex (Chen et al., 2021), we employ the pass@1 metric to assess the performance of all

models. Each model is tasked with generating a single code solution to every programming problem using greedy decoding. The generated solution is then tested against given test cases. A programming problem is deemed to be successfully solved only if the generated code solution passes all the test cases. Under this, pass@1 is defined as $\frac{|P_s|}{|P|}$, where $|P|$ signifies the total count of programming problems, and $|P_s|$ indicates the number of challenges successfully resolved. Thus, the pass@1 metric also can be served as the accuracy in our evaluation.

Implementation Details In the implementation of AttentionExtractor, we treat all extracted noun and verb phrases as *Attention*. We implement AttentionCoder using existing models, employ the greedy decoding strategy, and set max_new_tokens to 1024. Furthermore, post-processing is applied to extract relevant code from chat-style responses to ensure a fair evaluation. For details on reproducing the CoT and Reflexion, please see Appendix B.

5.2 Effectiveness Validation

To find out whether our framework can boost code LLMs on code generation in multiple-natural-language-oriented code generation scenario, we compare the performance of the base models on MultiNL-H in the three following settings: (1) *No Attention*: prompting models without the incorporation of extracted key phrases (*Attention*), (2) *AttentionCoder_{auto}*: prompting models with key phrases extracted automatically through traditional NLP analysis tools, (3) *AttentionCoder_{human}*: prompting models with key phrases extracted manually by human experts.

Table 1 shows the performance of baseline models on MultiNL-H under the aforementioned three settings. By comparing the results under *No Attention* setting and the other two settings, it can be deduced that prompting *Attention* on existing code LLMs is capable of leading to better performance. Particularly, with Chinese code comment, the *AttentionCoder_{auto}* setting of GPT-3.5 achieves a large absolute improvement of 7.93% on pass@1, compared with the *No Attention* setting. This observation suggests that highlighting the extracted *Attention* in prompt can unlock the potential of code LLMs to better understand programming problem. Furthermore, by comparing the results under the *AttentionCoder_{auto}* and *AttentionCoder_{human}* set-

Model	Settings	English	Chinese	French	Spanish	Japanese
WizardCoder 1B	No Attention	23.78	22.56	17.68	14.63	17.07
	AttentionCode _{auto}	23.78 ^{+0.00}	21.34 ^{-1.22}	17.68 ^{+0.00}	14.63 ^{+0.00}	16.46 ^{-0.61}
	AttentionCoder _{human}	23.78 ^{+0.00}	22.56 ^{+0.00}	17.68 ^{+0.00}	15.24 ^{+0.61}	16.46 ^{-0.61}
WizardCoder 3B	No Attention	32.32	23.17	23.78	21.95	25.61
	AttentionCode _{auto}	34.76 ^{+2.44}	26.83 ^{+3.66}	25.00 ^{+1.22}	20.73 ^{-1.22}	25.00 ^{-0.61}
	AttentionCoder _{human}	34.14 ^{+1.82}	26.22 ^{+3.05}	25.00 ^{+1.22}	20.73 ^{-1.22}	25.00 ^{-0.61}
WizardCoder 7B	No Attention	51.22	41.46	39.02	38.41	35.37
	AttentionCode _{auto}	52.44 ^{+1.22}	46.34 ^{+4.88}	40.85 ^{+1.83}	40.85 ^{+2.44}	41.46 ^{+6.09}
	AttentionCoder _{human}	52.44 ^{+1.22}	43.90 ^{+2.44}	40.85 ^{+1.83}	40.24 ^{+1.83}	42.07 ^{+6.70}
WizardCoder 15B	No Attention	56.10	46.34	43.29	40.85	42.07
	AttentionCode _{auto}	59.15 ^{+3.05}	52.44 ^{+6.10}	45.73 ^{+2.44}	42.68 ^{+1.83}	43.29 ^{+1.22}
	AttentionCoder _{human}	59.15 ^{+3.05}	51.83 ^{+5.49}	45.73 ^{+2.44}	43.29 ^{+2.44}	42.68 ^{+0.61}
CodeLlama 7B	No Attention	32.93	28.05	25.00	23.78	21.95
	AttentionCode _{auto}	37.20 ^{+4.27}	32.93 ^{+4.87}	32.93 ^{+7.93}	32.93 ^{+9.15}	28.66 ^{+6.71}
	AttentionCoder _{human}	37.80 ^{+4.87}	33.54 ^{+5.49}	32.93 ^{+7.93}	33.54 ^{+9.76}	26.22 ^{+4.27}
CodeLlama 13B	No Attention	40.85	39.02	35.37	34.15	32.32
	AttentionCode _{auto}	44.51 ^{+3.66}	42.07 ^{+3.05}	37.80 ^{+2.43}	38.41 ^{+4.26}	34.15 ^{+1.83}
	AttentionCoder _{human}	45.12 ^{+4.27}	42.07 ^{+3.05}	37.80 ^{+2.43}	37.80 ^{+3.66}	35.37 ^{+3.05}
GPT-3.5	No Attention	71.34	66.46	62.20	64.02	62.20
	CoT Prompting	68.29 ^{-3.05}	60.98 ^{-5.48}	56.71 ^{-5.49}	64.63 ^{+0.61}	55.49 ^{-6.71}
	Reflexion	65.17 ^{-6.17}	60.37 ^{-6.09}	55.44 ^{-6.76}	56.10 ^{-7.92}	59.15 ^{-2.05}
	AttentionCode _{auto}	75.00 ^{+3.66}	74.39 ^{+7.93}	66.46 ^{+4.26}	67.68 ^{+3.66}	62.80 ^{+0.60}
	AttentionCoder _{human}	79.27 ^{+7.93}	76.83 ^{+10.37}	70.12 ^{+7.92}	70.73 ^{+6.71}	69.21 ^{+7.01}
GPT-4	No Attention	81.20	76.82	70.73	70.19	73.17
	CoT Prompting	84.15 ^{+2.95}	81.10 ^{+4.28}	75.61 ^{+4.88}	75.00 ^{+4.81}	73.17 ^{+0.00}
	Reflexion	79.53 ^{-1.67}	80.49 ^{+3.67}	75.00 ^{+4.27}	72.56 ^{+2.37}	73.78 ^{+0.61}
	AttentionCode _{auto}	82.32 ^{+1.12}	78.05 ^{+1.23}	76.83 ^{+6.10}	75.00 ^{+4.81}	76.83 ^{+3.66}
	AttentionCoder _{human}	82.32 ^{+1.12}	78.05 ^{+1.23}	77.44 ^{+6.71}	75.00 ^{+4.81}	76.83 ^{+3.66}

Table 1: Pass@1(%) results on the MultiNL-H: blue background is No Attention setting (baseline).

ting, it can be observed that humans in the loop can usually further improve the code generation performance of code LLMs. For example, for GPT-3.5, the human setting can lead to an absolute improvement of 10.37% on pass@1 compared to its baseline under the Chinese scenario. A plausible explanation for this observation is that humans, unlike traditional NLP tools, excel in identifying and extracting pivotal phrases from natural language, thereby enabling code LLMs to better grasp the essence of the given natural language input. We also compare two prompt engineering approaches including CoT (Wei et al., 2023; Li et al., 2023a) and Reflexion (Shinn et al., 2023) with our framework on GPT-3.5 and GPT-4. And we observe that our approach consistently surpasses them across

all languages. We hypothesize that this is primarily due to the erroneous cascading within CoT and Reflexion, further leading to a worse performance than our framework. Interestingly, we observe that our baselines, CoT and Reflexion, show a declining trend on GPT-3.5 while exhibiting an upward trend on the more powerful GPT-4 model. This suggests that they demand more stringent foundational capabilities from the models. Overall, all the above results prove the effectiveness of our approach to promote model understanding of code requirements.

5.3 Ablation Study

To delve into the effectiveness of our framework, we are keen on what factors can influence its per-

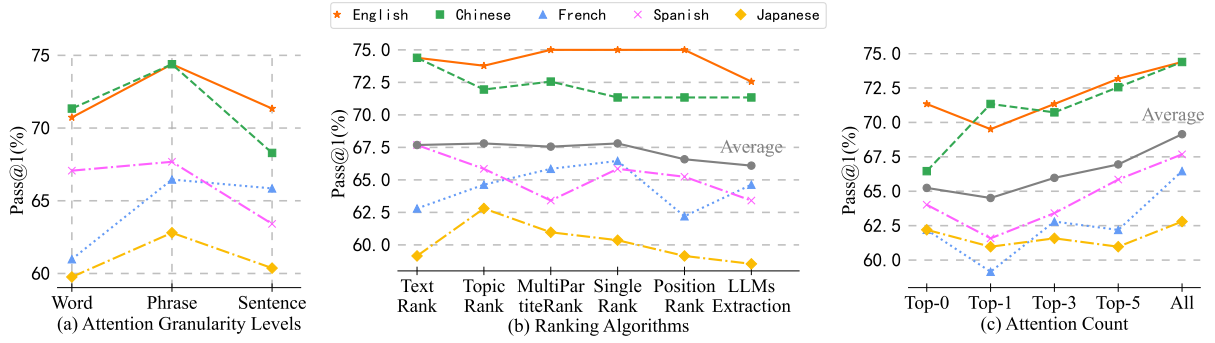


Figure 4: The result of influence factors on GPT-3.5: Attention Granularity Levels, Ranking Algorithms, Attention Count; “Top- x ” in (c) means providing LLMs with x key phrases extracted by AttentionExtractor, “Top-0” donates baseline (No Attention), “All” means providing LLMs all extracted *Attention*.

formance. We initially explore the impact of different *Attention* granularity levels on performance, including words, phrases, and sentences. Following that, we investigate the impact of various ranking algorithms on performance, encompassing TextRank (Mihalcea and Tarau, 2004), TopicRank (Bougouin et al., 2013), MultiPartiteRank (Boudin, 2018), PositionRank (Florescu and Caragea, 2017), SingleRank (Wan and Xiao, 2008), and LLMs extraction. Subsequently, we analyze the impact of extracted phrase count on performance. Finally, we assess the effectiveness of our framework on models with varying parameter sizes. Owing to space limitations, more detailed analysis are provided in Appendix C.

Attention Granularity Levels Technically, attention can be applied at different levels of granularity, including words, phrases, or sentences. Therefore, we compare these levels and the results are presented in Figure 4 (a). It is observed that the performance of phrase-based attention surpasses that of word-based and sentence-based attention. A reasonable conjecture is that phrases more effectively highlight the key information, in contrast to words and sentences which may miss these focal points due to being overly brief or excessively lengthy. Consequently, for our default experiment, we adopt phrase-based *Attention*.

Ranking Algorithms Extracting key phrases from natural language and ranking them in importance is a very important step in our framework. Therefore, we explore the effect of different ranking algorithms on MultiNL-H. Specifically, these include TextRank, TopicRank, MultiPartiteRank, SingleRank, and PositionRank. The results of these algorithms are shown in Figure 4 (b). We find that

these rank algorithms perform almost the same. This shows that our framework is insensitive to ranking algorithms. In addition to using traditional NLP analysis tools, we also use OpenAI’s GPT-3.5 to automatically extract and rank the attention. Details about the prompt can be seen in Appendix A.2. The results show that LLMs extraction is less effective, further demonstrating the necessity and good prospect of combining with traditional NLP tools for LLMs.

Attention Count We would like to explore how many phrases should be prompted to LLMs for appropriate *Attention*, and the results are displayed in Figure 4 (c). The results show that for almost all languages, performance initially declines and then increases as the count of phrases increases, peaking when all phrases are prompted. This suggests that prompting with too few phrases might prevent the LLM from grasping the key information. Under this context, we are intrigued to determine whether using the entire programming problem as *Attention*, without extracting phrases, could improve performance. Results in Figure 4 (a) show that this setting (“Sentence”) leads to a decrease in performance, further underscoring the necessity of using phrases as *Attention*.

Model Size We display the performance of WizardCoder and CodeLlama of various sizes in Figure 5. We observe that our framework has a threshold for model size. For instance, WizardCoder 1B achieves no improvement in pass@1 across all languages, while WizardCoder 7B brought a 3.4% average improvement. This suggests that by prompting *Attention*, the powerful models can obtain obvious improvement, while small models may not.

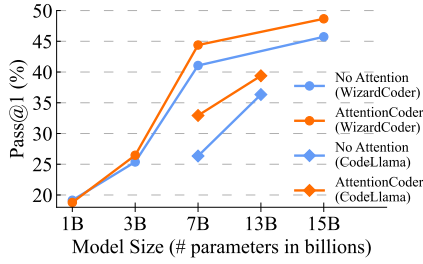


Figure 5: The results of model size: ordinate value is the average of five natural language results on Pass@1.

5.4 Transferability Evaluation

Intuitively, as a means to assist the model in understanding natural language tasks, our framework has the potential to excel in various tasks involving natural-language context. Consequently, we are curious about whether *Attention* helps in different tasks across various domains. To declare our framework’s transferability, we extend it to three other tasks: (1) code generation of multiple programming languages, evaluated using the MultiPL-E (Cassano et al., 2022) benchmark. (2) code translation, evaluated using the HumanEval-X (Zheng et al., 2023a) benchmark, from which we specifically select two sub-tasks related to code translation: py2java and py2c++. (3) mathematical reasoning, evaluated using the GSM8k (Cobbe et al., 2021) benchmark. For these tasks, we implement our framework by reusing the AttentionExtractor and landing AttentionCoder with versatile OpenAI’s GPT-3.5. As for the three different downstream tasks, we utilize different templates to import *Attention* and prompt the model. More details about these templates can be seen in Appendix A.3.

The evaluation results on the three tasks are presented in Table 2. For code generation of multiple programming languages, our framework implemented based on GPT-3.5 obtains different degrees of improvement on different programming languages. For example, it leads to an absolute improvement of 6.2% on pass@1 of the JavaScript code generation tasks compared to the performance of GPT-3.5 without our framework. This indicates the efficiency of our framework in code generation of multiple programming languages. For code translation tasks, with our framework, GPT-3.5 achieves a comprehensive enhancement on both of the tasks, which further shows the effectiveness of our framework. For instance, our framework produces an absolute pass@1 improvement of 3.05% for py2java and that of 11.58% for py2c++. It im-

Evaluation Setting		Baseline	AttentionCoder
MultiPL-E	go	27.92	31.17
	js	50.93	57.14
	java	48.10	49.37
HumanEval-X	py2java	76.83	79.88
	py2c++	51.83	63.41
GSM8K	-	74.60	74.90

Table 2: Pass@1(%) results on GPT-3.5 of different tasks.

plies that the improvement brought about by our framework in code translation depends greatly on the involved programming languages. Actually, this observation is also consistent with the results on code generation of multiple programming languages, where the improvement also varies according to the programming language used to generate codes. For mathematical reasoning, our framework only derives a tiny improvement on GSM8K. One possible reason is that GSM8K’s task descriptions, characterized by structured and simple sentences, differ significantly in complexity from those in HumanEval, MultiNL-H, HumanEval-X, and MultiPL-E, which tend to be more intricate. Thus, our framework may excel in handling relatively complex natural language scenarios, with less pronounced advantages in simpler tasks. In summary, our framework consistently demonstrates advantages across various tasks, showing the potential of transferability.

Of note, the experiments to evaluate the transferability of our framework only focus on the English version. However, we believe the improvement brought about by our framework could be extended to other natural languages, especially considering the conclusions already drawn from RQ1.

5.5 Case Study

After extensive experiments, we can conclude that introducing *Attention* can help LLMs to better understand the programming context. One practical case is displayed in Figure 6. For the baseline without *Attention*, the generated code cannot pass all test cases. The primary reason is that it ignores the “an array of the words” specified in the requirements. But when we add this phase into the prompt to highlight, code LLMs could pay more attention to the return type, thereby, generating the correct code.

Baseline (GPT-3.5)	AttentionCoder (GPT-3.5)
<pre>def words_string(s): """ 你会得到一串用逗号或空格分隔的单词。你的任务是 将字符串拆分为单词并返回单词数组。 (You will be given a string of words separated by commas or spaces. Your task is to split the string into words and return an array of the words) """</pre>	<pre>def words_string(s): """ 你会得到一串用逗号或空格分隔的单词。你的任务是 将字符串拆分为单词并返回单词数组。 (You will be given a string of words separated by commas or spaces. Your task is to split the string into words and return an array of the words) """</pre>
<p>Code:</p> <pre>def words_string(s): words = s.split(",") if "," in s else s.split(" ") words = [word.strip() for word in words] return words</pre> <p>Failed: result may not be an array of the words!</p>	<p>Attention: 单词数组 (an array of the words)</p> <p>Code:</p> <pre>def words_string(s): words = s.split(",") res = [] for word in words: res.extend(word.split()) return res</pre> <p>result must be an array of the words!</p>
<p>Test Cases:</p> <pre>def check(candidate): assert True, "This prints if this assert fails 1 (good for debugging!)" assert candidate("Hi, my name is John") == ["Hi", "my", "name", "is", "John"] assert candidate("One, two, three, four, five, six") == ["One", "two", "three", "four", "five", "six"] assert candidate("Hi, my name") == ["Hi", "my", "name"]</pre>	<p>Test Cases:</p> <pre>def check(candidate): assert True, "This prints if this assert fails 1 (good for debugging!)" assert candidate("Hi, my name is John") == ["Hi", "my", "name", "is", "John"] assert candidate("One, two, three, four, five, six") == ["One", "two", "three", "four", "five", "six"] assert candidate("Hi, my name") == ["Hi", "my", "name"]</pre>

Figure 6: One concrete case from the MultiNL-H benchmark.

6 Related Work

6.1 Code Large Language Model

Code large language models (Chen et al., 2023; Zan et al., 2022b; Liu et al., 2023; Zan et al., 2022a; Zhang et al., 2023a) have attracted widespread attention in both industry and academia. As a milestone, Codex (Chen et al., 2021) demonstrates great code generation abilities. After that, a plenty of code LLMs released, such as PolyCoder (Xu et al., 2022), CodeParrot (Huggingface, 2021), AlphaCode (Li et al., 2022), PaLM-Coder (Christopoulou et al., 2022), StarCoder (Li et al., 2023b), CodeLlama (Rozière et al., 2023), WizardCoder (Luo et al., 2023). Some efforts (Zheng et al., 2023a; Cassano et al., 2022) have evaluated code LLMs from the perspective of multiple programming languages. However, few works focus on multiple-natural-language-oriented code generation. In this paper, we would like to explore the natural language capabilities of code LLMs by proposing a prompt engineering framework to unleash the potential of code LLMs.

6.2 Phrase Extraction

Phrase extraction is a traditional NLP task, which involves extracting key phrases (Turney, 2000) from given natural language text. Many approaches

have been proposed, which can be divided into two types: supervised manners, such as deep key phrase generation (Meng et al., 2017) and LTR (Burgess et al., 2005), and unsupervised ones, such as TextRank (Mihalcea and Tarau, 2004), TopicRank (Bougouin et al., 2013), MultiPartiteRank (Boudin, 2018), SingleRank (Wan and Xiao, 2008), and PositionRank (Florescu and Caragea, 2017). In this paper, we regard these unsupervised methods are easy yet effective to extract key phrases from given natural language code descriptions. The extracted key phrases can be prompted to code LLMs to enhance natural language comprehension.

7 Conclusion

This paper proposes a simple yet effective framework, including AttentionExtractor and AttentionCoder, for improving the natural language capabilities of code LLMs. The essence of this framework lies in its seamless integration of LLMs with traditional NLP tools. To thoroughly evaluate our framework, we craft a multiple-natural-language-oriented benchmark, namely MultiNL-H. Finally, extensive experiments demonstrate the effectiveness and transferability of our framework. In future work, we would like to investigate how to implement our framework during the pre-training and

fine-tuning phase, not just at inference.

Limitations

Our framework also encompasses some limitations: (1) Technically, our framework can be applied to any task requiring natural language understanding. However, validating our framework across all downstream tasks is impractical. Therefore, in Section 5.4, we select three popular downstream tasks for detailed analysis. Similarly, our framework is designed to process various natural languages. However, it is impractical to craft a dataset for every natural language in the world, considering a total of upwards to 7,000⁴. Hence, we choose five representative languages (English, Chinese, French, Spanish, and Japanese) for which we create benchmarks in code generation. (2) Our framework is based on prompt engineering, and it costs a large amount of computing resources. Therefore, we will open source all our code and data to alleviate this issue.

Acknowledgments

This research was supported by the National Key Research and Development Program of China, under Grant No. 2022ZD0120201 - “Unified Representation and Knowledge Graph Construction for Science Popularization Resources”.

References

- Florian Boudin. 2018. Unsupervised keyphrase extraction with multipartite graphs. *arXiv preprint arXiv:1803.08721*.
- Adrien Bougouin, Florian Boudin, and Béatrice Daille. 2013. Topicrank: Graph-based topic ranking for keyphrase extraction. In *International joint conference on natural language processing (IJCNLP)*, pages 543–551.
- Chris Burges, Tal Shaked, Erin Renshaw, Ari Lazier, Matt Deeds, Nicole Hamilton, and Greg Hullender. 2005. Learning to rank using gradient descent. In *Proceedings of the 22nd international conference on Machine learning*, pages 89–96.
- Federico Cassano, John Gouwar, Daniel Nguyen, Sy Duy Nguyen, Luna Phipps-Costin, Donald Pinckney, Ming-Ho Yee, Yangtian Zi, Carolyn Jane Anderson, Molly Q. Feldman, Arjun Guha, Michael Greenberg, and Abhinav Jangda. 2022. A scalable and extensible approach to benchmarking nl2code for 18 programming languages. *ArXiv*, abs/2208.08227.
- Bei Chen, Fengji Zhang, Anh Nguyen, Daoguang Zan, Zeqi Lin, Jian-Guang Lou, and Weizhu Chen. 2023. CodeT: Code generation with generated tests. In *The Eleventh International Conference on Learning Representations*.
- Mark Chen, Jerry Tworek, Heewoo Jun, Qiming Yuan, Henrique Ponde, Jared Kaplan, Harrison Edwards, Yura Burda, Nicholas Joseph, Greg Brockman, Alex Ray, Raul Puri, Gretchen Krueger, Michael Petrov, Heidy Khlaaf, Girish Sastry, Pamela Mishkin, Brooke Chan, Scott Gray, Nick Ryder, Mikhail Pavlov, Alethea Power, Lukasz Kaiser, Mohammad Bavarian, Clemens Winter, Philippe Tillet, Felipe Petroski Such, David W. Cummings, Matthias Plappert, Fotios Chantzis, Elizabeth Barnes, Ariel Herbert-Voss, William H. Guss, Alex Nichol, Igor Babuschkin, S. Arun Balaji, Shantanu Jain, Andrew Carr, Jan Leike, Joshua Achiam, Vedant Misra, Evan Morikawa, Alec Radford, Matthew M. Knight, Miles Brundage, Mira Murati, Katie Mayer, Peter Welinder, Bob McGrew, Dario Amodei, Sam McCandlish, Ilya Sutskever, and Wojciech Zaremba. 2021. Evaluating large language models trained on code. *ArXiv*, abs/2107.03374.
- Fenia Christopoulou, Gerasimos Lampouras, Milan Gritta, Guchun Zhang, Yinpeng Guo, Zhong-Yi Li, Qi Zhang, Meng Xiao, Bo Shen, Lin Li, Hao Yu, Li Yu Yan, Pingyi Zhou, Xin Wang, Yu Ma, Ignacio Iacobacci, Yasheng Wang, Guangtai Liang, Jia Wei, Xin Jiang, Qianxiang Wang, and Qun Liu. 2022. PanGu-Coder: Program synthesis with function-level language modeling. *ArXiv*, abs/2207.11280.
- Karl Cobbe, Vineet Kosaraju, Mohammad Bavarian, Mark Chen, Heewoo Jun, Lukasz Kaiser, Matthias Plappert, Jerry Tworek, Jacob Hilton, Reiichiro Nakano, et al. 2021. Training verifiers to solve math word problems. *arXiv preprint arXiv:2110.14168*.
- Corina Florescu and Cornelia Caragea. 2017. Positionrank: An unsupervised approach to keyphrase extraction from scholarly documents. In *Proceedings of the 55th annual meeting of the association for computational linguistics (volume 1: long papers)*, pages 1105–1115.
- Huggingface. 2021. Training CodeParrot from Scratch. <https://huggingface.co/blog/codeparrot>.
- Yongmin Li Jia Li, Ge Li and Zhi Jin. 2023. Structured chain-of-thought prompting for code generation.
- Slava Kalyuga. 2011. Cognitive load theory: How many types of load does it really need? *Educational Psychology Review*, 23:1–19.
- Jia Li, Ge Li, Yongmin Li, and Zhi Jin. 2023a. Structured chain-of-thought prompting for code generation. *arXiv preprint arXiv:2305.06599*.
- Raymond Li, Loubna Ben Allal, Yangtian Zi, Niklas Muennighoff, Denis Kocetkov, Chenghao Mou, Marc

⁴https://en.wikipedia.org/wiki/Lists_of_languages

- Marone, Christopher Akiki, Jia Li, Jenny Chim, Qian Liu, Evgenii Zheltonozhskii, Terry Yue Zhuo, Thomas Wang, Olivier Dehaene, Mishig Davaadorj, Joel Lamy-Poirier, João Monteiro, Oleh Shliachko, Nicolas Gontier, Nicholas Meade, Arnel Zebaze, Ming-Ho Yee, Logesh Kumar Umapathi, Jian Zhu, Benjamin Lipkin, Muhtasham Oblokulov, Zhiruo Wang, Rudra Murthy, Jason Stillerman, Siva Sankalp Patel, Dmitry Abulkhanov, Marco Zocca, Manan Dey, Zhihan Zhang, Nour Fahmy, Urvashi Bhattacharyya, Wenhao Yu, Swayam Singh, Sasha Luccioni, Paulo Villegas, Maxim Kunakov, Fedor Zhdanov, Manuel Romero, Tony Lee, Nadav Timor, Jennifer Ding, Claire Schlesinger, Hailey Schoelkopf, Jan Ebert, Tri Dao, Mayank Mishra, Alex Gu, Jennifer Robinson, Carolyn Jane Anderson, Brendan Dolan-Gavitt, Danish Contractor, Siva Reddy, Daniel Fried, Dzmitry Bahdanau, Yacine Jernite, Carlos Muñoz Ferrandis, Sean Hughes, Thomas Wolf, Arjun Guha, Leandro von Werra, and Harm de Vries. 2023b. [StarCoder: may the source be with you!](#)
- Yujia Li, David H. Choi, Junyoung Chung, Nate Kushman, Julian Schrittwieser, Rémi Leblond, Tom, Eccles, James Keeling, Felix Gimeno, Agustin Dal Lago, Thomas Hubert, Peter Choy, Cyprien de Masson d’Autume, Igor Babuschkin, Xinyun Chen, Po-Sen Huang, Johannes Welbl, Sven Gowal, Alexey, Cherepanov, James Molloy, Daniel Jaymin Mankowitz, Esme Sutherland Robson, Pushmeet Kohli, Nando de Freitas, Koray Kavukcuoglu, and Oriol Vinyals. 2022. Competition-level code generation with alphacode. *Science*, 378:1092 – 1097.
- Yan Liu, Xiaokang Chen, Yan Gao, Zhe Su, Fengji Zhang, Daoguang Zan, Jian-Guang Lou, Pin-Yu Chen, and Tsung-Yi Ho. 2023. Uncovering and quantifying social biases in code generation. *arXiv preprint arXiv:2305.15377*.
- Ziyang Luo, Can Xu, Pu Zhao, Qingfeng Sun, Xubo Geng, Wenxiang Hu, Chongyang Tao, Jing Ma, Qingwei Lin, and Daxin Jiang. 2023. WizardCoder: Empowering code large language models with evol-instruct. *arXiv preprint arXiv:2306.08568*.
- Rui Meng, Sanqiang Zhao, Shuguang Han, Daqing He, Peter Brusilovsky, and Yu Chi. 2017. Deep keyphrase generation. *arXiv preprint arXiv:1704.06879*.
- Rada Mihalcea and Paul Tarau. 2004. Texttrank: Bringing order into text. In *Proceedings of the 2004 conference on empirical methods in natural language processing*, pages 404–411.
- Author’s Name. 2023. [Code llama beats gpt-4: A deep dive](#). Accessed: 2023-10-31.
- OpenAI, :, Josh Achiam, Steven Adler, Sandhini Agarwal, Lama Ahmad, Ilge Akkaya, Florencia Leoni Aleman, Diogo Almeida, Janko Altmenschmidt, Sam Altman, Shyamal Anadkat, Red Avila, Igor Babuschkin, Suchir Balaji, Valerie Balcom, Paul Baltescu, Haiming Bao, Mo Bavarian, Jeff Belgum, Irwan Bello, Jake Berdine, Gabriel Bernadett-Shapiro, Christopher Berner, Lenny Bogdonoff, Oleg Boiko, Madeleine Boyd, Anna-Luisa Brakman, Greg Brockman, Tim Brooks, Miles Brundage, Kevin Button, Trevor Cai, Rosie Campbell, Andrew Cann, Brittany Carey, Chelsea Carlson, Rory Carmichael, Brooke Chan, Che Chang, Fotis Chantzis, Derek Chen, Sully Chen, Ruby Chen, Jason Chen, Mark Chen, Ben Chess, Chester Cho, Casey Chu, Hyung Won Chung, Dave Cummings, Jeremiah Currier, Yunxing Dai, Cory Decareaux, Thomas Degry, Noah Deutsch, Damien Deville, Arka Dhar, David Dohan, Steve Dowling, Sheila Dunning, Adrien Ecoffet, Atty Eleti, Tyna Eloundou, David Farhi, Liam Fedus, Niko Felix, Simón Posada Fishman, Juston Forte, Isabella Fulford, Leo Gao, Elie Georges, Christian Gibson, Vik Goel, Tarun Gogineni, Gabriel Goh, Rapha Gontijo-Lopes, Jonathan Gordon, Morgan Grafstein, Scott Gray, Ryan Greene, Joshua Gross, Shixiang Shane Gu, Yufei Guo, Chris Hallacy, Jesse Han, Jeff Harris, Yuchen He, Mike Heaton, Johannes Heidecke, Chris Hesse, Alan Hickey, Wade Hickey, Peter Hoeschele, Brandon Houghton, Kenny Hsu, Shengli Hu, Xin Hu, Joost Huizinga, Shantanu Jain, Shawn Jain, Joanne Jang, Angela Jiang, Roger Jiang, Haozhun Jin, Denny Jin, Shino Jomoto, Billie Jonn, Heewoo Jun, Tomer Kaftan, Łukasz Kaiser, Ali Kamali, Ingmar Kanitscheider, Nitish Shirish Keskar, Tabarak Khan, Logan Kilpatrick, Jong Wook Kim, Christina Kim, Yongjik Kim, Hendrik Kirchner, Jamie Kiros, Matt Knight, Daniel Kokotajlo, Łukasz Kondraciuk, Andrew Kondrich, Aris Konstantinidis, Kyle Kosic, Gretchen Krueger, Vishal Kuo, Michael Lampe, Ikai Lan, Teddy Lee, Jan Leike, Jade Leung, Daniel Levy, Chak Ming Li, Rachel Lim, Molly Lin, Stephanie Lin, Mateusz Litwin, Theresa Lopez, Ryan Lowe, Patricia Lue, Anna Makanju, Kim Malfacini, Sam Manning, Todor Markov, Yaniv Markovski, Bianca Martin, Katie Mayer, Andrew Mayne, Bob McGrew, Scott Mayer McKinney, Christine McLeavey, Paul McMillan, Jake McNeil, David Medina, Aalok Mehta, Jacob Menick, Luke Metz, Andrey Mishchenko, Pamela Mishkin, Vinnie Monaco, Evan Morikawa, Daniel Mossing, Tong Mu, Mira Murati, Oleg Murk, David Mély, Ashvin Nair, Reiichiro Nakano, Rameez Nayak, Arvind Neelakantan, Richard Ngo, Hyeonwoo Noh, Long Ouyang, Cullen O’Keefe, Jakub Pachocki, Alex Paino, Joe Palermo, Ashley Pantuliano, Giambattista Parascandolo, Joel Parish, Emy Parparita, Alex Passos, Mikhail Pavlov, Andrew Peng, Adam Perelman, Filipe de Avila Belbute Peres, Michael Petrov, Henrique Ponde de Oliveira Pinto, Michael, Pokorny, Michelle Pokrass, Vitchyr Pong, Tolly Powell, Alethea Power, Boris Power, Elizabeth Proehl, Raul Puri, Alec Radford, Jack Rae, Aditya Ramesh, Cameron Raymond, Francis Real, Kendra Rimbach, Carl Ross, Bob Rotsted, Henri Roussez, Nick Ryder, Mario Saltarelli, Ted Sanders, Shibani Santurkar, Girish Sastry, Heather Schmidt, David Schnurr, John Schulman, Daniel Selsam, Kyla Sheppard, Toki Sherbakov, Jessica Shieh, Sarah Shoker, Pranav Shyam, Szymon Sidor, Eric Sigler, Maddie Simens,

- Jordan Sitkin, Katarina Slama, Ian Sohl, Benjamin Sokolowsky, Yang Song, Natalie Staudacher, Felipe Petroski Such, Natalie Summers, Ilya Sutskever, Jie Tang, Nikolas Tezak, Madeleine Thompson, Phil Tillet, Amin Tootoonchian, Elizabeth Tseng, Preston Tuggle, Nick Turley, Jerry Tworek, Juan Felipe Cerón Uribe, Andrea Vallone, Arun Vijayvergiya, Chelsea Voss, Carroll Wainwright, Justin Jay Wang, Alvin Wang, Ben Wang, Jonathan Ward, Jason Wei, CJ Weinmann, Akila Welihinda, Peter Welinder, Jiayi Weng, Lilian Weng, Matt Wiethoff, Dave Willner, Clemens Winter, Samuel Wolrich, Hannah Wong, Lauren Workman, Sherwin Wu, Jeff Wu, Michael Wu, Kai Xiao, Tao Xu, Sarah Yoo, Kevin Yu, Qiming Yuan, Wojciech Zaremba, Rowan Zellers, Chong Zhang, Marvin Zhang, Shengjia Zhao, Tianhao Zheng, Juntang Zhuang, William Zhuk, and Barret Zoph. 2023. [Gpt-4 technical report](#).
- Long Ouyang, Jeff Wu, Xu Jiang, Diogo Almeida, Carroll L. Wainwright, Pamela Mishkin, Chong Zhang, Sandhini Agarwal, Katarina Slama, Alex Ray, John Schulman, Jacob Hilton, Fraser Kelton, Luke E. Miller, Maddie Simens, Amanda Askell, Peter Welinder, Paul Francis Christiano, Jan Leike, and Ryan J. Lowe. 2022. Training language models to follow instructions with human feedback. *ArXiv*, abs/2203.02155.
- Baptiste Rozière, Jonas Gehring, Fabian Gloeckle, Sten Sootla, Itai Gat, Xiaoqing Ellen Tan, Yossi Adi, Jingyu Liu, Tal Remez, Jérémy Rapin, Artyom Kozhevnikov, Ivan Evtimov, Joanna Bitton, Manish Bhatt, Cristian Canton Ferrer, Aaron Grattafiori, Wenhan Xiong, Alexandre Défossez, Jade Copet, Faisal Azhar, Hugo Touvron, Louis Martin, Nicolas Usunier, Thomas Scialom, and Gabriel Synnaeve. 2023. [Code Llama: Open foundation models for code](#).
- Bo Shen, Jiaxin Zhang, Taihong Chen, Daoguang Zan, Bing Geng, An Fu, Muhan Zeng, Ailun Yu, Jichuan Ji, Jingyang Zhao, Yuenan Guo, and Qianxiang Wang. 2023. [PanGu-Coder2: Boosting large language models for code with ranking feedback](#).
- Noah Shinn, Federico Cassano, Edward Berman, Ashwin Gopinath, Karthik Narasimhan, and Shunyu Yao. 2023. [Reflexion: Language agents with verbal reinforcement learning](#).
- John Sweller. 1988. Cognitive load during problem solving: Effects on learning. *Cognitive science*, 12(2):257–285.
- John Sweller. 2011. Cognitive load theory. In *Psychology of learning and motivation*, volume 55, pages 37–76. Elsevier.
- Peter D Turney. 2000. Learning algorithms for keyphrase extraction. *Information retrieval*, 2:303–336.
- Xiaojun Wan and Jianguo Xiao. 2008. Single document keyphrase extraction using neighborhood knowledge. In *AAAI*, volume 8, pages 855–860.
- Jason Wei, Xuezhi Wang, Dale Schuurmans, Maarten Bosma, Brian Ichter, Fei Xia, Ed Chi, Quoc Le, and Denny Zhou. 2023. [Chain-of-thought prompting elicits reasoning in large language models](#).
- Frank F. Xu, Uri Alon, Graham Neubig, and Vincent J. Hellendoorn. 2022. A systematic evaluation of large language models of code. *Proceedings of the 6th ACM SIGPLAN International Symposium on Machine Programming*.
- Daoguang Zan, Bei Chen, Zeqi Lin, Bei Guan, Yongji Wang, and Jian-Guang Lou. 2022a. When language model meets private library. In *Conference on Empirical Methods in Natural Language Processing*.
- Daoguang Zan, Bei Chen, Dejian Yang, Zeqi Lin, Minsu Kim, Bei Guan, Yongji Wang, Weizhu Chen, and Jian-Guang Lou. 2022b. CERT: Continual pre-training on sketches for library-oriented code generation. In *International Joint Conference on Artificial Intelligence*.
- Daoguang Zan, Bei Chen, Fengji Zhang, Dianjie Lu, Bingchao Wu, Bei Guan, Wang Yongji, and Jian-Guang Lou. 2023. [Large language models meet NL2Code: A survey](#). In *Proceedings of the 61st Annual Meeting of the Association for Computational Linguistics (Volume 1: Long Papers)*, pages 7443–7464, Toronto, Canada. Association for Computational Linguistics.
- Fengji Zhang, Bei Chen, Yue Zhang, Jin Liu, Daoguang Zan, Yi Mao, Jian-Guang Lou, and Weizhu Chen. 2023a. [RepoCoder: Repository-level code completion through iterative retrieval and generation](#).
- Ziyin Zhang, Chaoyu Chen, Bingchang Liu, Cong Liao, Zi Gong, Hang Yu, Jianguo Li, and Rui Wang. 2023b. [Unifying the perspectives of nlp and software engineering: A survey on language models for code](#).
- Qinkai Zheng, Xiao Xia, Xu Zou, Yuxiao Dong, Shanshan Wang, Yufei Xue, Zi-Yuan Wang, Lei Shen, Andi Wang, Yang Li, Teng Su, Zhilin Yang, and Jie Tang. 2023a. CodeGeeX: A pre-trained model for code generation with multilingual evaluations on humaneval-x. *ArXiv*, abs/2303.17568.
- Zibin Zheng, Kaiwen Ning, Yanlin Wang, Jingwen Zhang, Dewu Zheng, Mingxi Ye, and Jiachi Chen. 2023b. [A survey of large language models for code: Evolution, benchmarking, and future trends](#).

A Prompt Template

A.1 AttentionCoder

The prompt template of AttentionCoder can be divided into two types: one-chat and two-chat style. One-chat style is aimed to prompt LLMs by directly concatenating code context \mathbf{x} and extracted *Attention* \mathcal{A} in one chat, while two-chat style means initially prompting the model to generate a solution

for x in the first chat round, and then prompting \mathcal{A} in the subsequent chat round to refine the initial response. These two types of templates are listed in Table 3.

A.2 LLMs Extraction

We apply LLMs to extract key phrases of the code description to compare the extraction ability between LLMs and traditional NLP analysis tools. We conduct this experiment on GPT-3.5 with the prompt shown in Figure 7. We post-process the generated result and acquire the extracted *Attention*.

A.3 Three other tasks of transferability evaluation

We apply our framework to other tasks including multiple-programming-language-oriented code generation, code translation, and mathematical reasoning. The prompt template for the task of multiple-programming-language-oriented code generation is the same as the two-chat style template of the multiple-natural-language-oriented code generation task, as shown in Table 3. Prompt Templates of code translation and mathematical reasoning are shown in Figure 9 and Figure 10, which are created by doing some task-related tweaks based on two-chat style prompt templates of code generation. It is worth noting that we extracted the function call as the *Attention* for the origin code in the code translation task since it doesn’t have a natural language description.

B CoT and Reflexion Reproduction

The Chain of Thought (CoT) method was initially proposed for mathematical reasoning and has subsequently been extended to encompass various prompt engineering tasks. We reproduce CoT method exactly based on the implementation process of Jia Li and Jin (2023). A concrete case of generating and leveraging solving process procedures is respectively shown in Figure 11 and 12. We reproduce the Reflexion, using the open source project⁵ of Shinn et al. (2023). We follow the instructions of the project and do not change its source code. We only set the benchmark path to MultiNL-H to get the result of the framework running on multiple natural languages.

⁵<https://github.com/noahshinn/reflexion>

C Part of Speech of *Attention*

The part of speech of *Attention* can be a noun or a verb. We analyze the performance of these two parts of speech and the mixed setting (noun and verb) in Figure 8. The results show that noun phrases are better than verb phrases. After careful analysis, we find that the main reason is that noun phrases encompass more details that models are prone to err on and need to pay attention to. For example, given “Given a string s , count the number of uppercase vowels in even indices.”, Attention-Coder can extract verb phrases (“given a string s ”, “count the number”) and noun phrases (“uppercase vowels”, “even indices”). Moreover, from the results, we can find that the mixed setting is better than verb or noun since either verb or noun is meaningful for solving different problems. Therefore, by default, this paper regards the mixed setting as *Attention* to prompt code LLMs.

Type	Prompt Template	Example
One-chat	<p>Below is an instruction that describes a task. Write a response that appropriately completes the request.</p> <p>### Instruction:</p> <p>Create a Python script for this problem:</p> <p>{prompt with <i>Attention</i> putted into code comment}</p> <p>### Response:</p>	<p>Below is an instruction that describes a task, Write a response that appropriately completes the request.</p> <p>### Instruction:</p> <p>Create a Python script for this problem:</p> <p>from typing import List</p> <p>def has_close_elements(numbers: List[float], threshold: float) - bool:</p> <p>" Check if in given list of numbers, are any two numbers closer to each other than given threshold.</p> <p>Key Words: any two numbers, given list, given threshold</p> <p>has_close_elements([1.0, 2.0, 3.0], 0.5) False</p> <p>has_close_elements([1.0, 2.8, 3.0, 4.0, 5.0, 2.0], 0.3) True</p> <p>"</p> <p>### Response:</p>
Two-chat	<p>Question:</p> <p>{origin prompt}</p> <p>Answer:</p> <p>{generated code}</p> <p>Question:</p> <p>1. Check out if the target code generated before is correct to match the Code Description</p> <p>2. If not, pay attention to these Key Words in Code Description and rewrite the code to be correct</p> <p>### Key Words</p> <p>{<i>Attention</i>}</p> <p>### Code Description</p> <p>{code comment}</p>	<p>Question:</p> <p>from typing import List</p> <p>def has_close_elements(numbers: List[float], threshold: float) - bool:</p> <p>" Check if in given list of numbers, are any two numbers closer to each other than given threshold.</p> <p>Key Words: any two numbers, given list, given threshold</p> <p>has_close_elements([1.0, 2.0, 3.0], 0.5) False</p> <p>has_close_elements([1.0, 2.8, 3.0, 4.0, 5.0, 2.0], 0.3) True</p> <p>"</p> <p>Answer:</p> <p>{generated code}</p> <p>Question:</p> <p>1. Check out if the target code generated before is correct to match the Code Description</p> <p>2. If not, pay attention to these Key Words in Code Description and rewrite the code to be correct</p> <p>### Key Words</p> <p>any two numbers, given list, given threshold</p> <p>### Code Description</p> <p>Check if in given list of numbers, are any two numbers closer to each other than given threshold.</p>

Table 3: Prompt Templates of AttentionCoder.

For the following code problem description, extract the key phrases that need to be considered in focus to solve the problem and rank them by relevance of problem:

Check if in given list of numbers, are any two numbers closer to each other than given threshold.

Figure 7: A specific prompt for extracting *Attention* using LLMs: code comment of context is in gray background

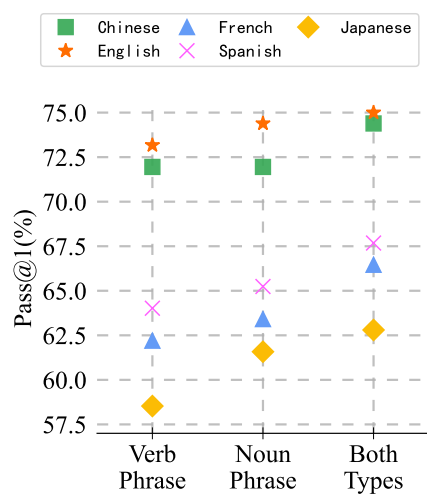


Figure 8: The result of Part of Speech of *Attention*: verb phrases, noun phrases, and both types.

```

1. Check out if the target code generated before is correct when transform Origin Code
into another programming language of Target Function
2. If not, pay attention to these Key Parts in Origin Code and complete the Target
Function of corresponding programming language correctly
### Key Parts
has_close_elements, enumerate, abs
### Origin Code
from typing import List

def has_close_elements(numbers: List[float], threshold: float) -> bool:
    for idx, elem in enumerate(numbers):
        for idx2, elem2 in enumerate(numbers):
            if idx != idx2:
                distance = abs(elem - elem2)
                if distance < threshold:
                    return True

    return False
### Target Function
#include<stdio.h>
#include<vector>
#include<math.h>
using namespace std;
#include<algorithm>
#include<stdlib.h>
bool has_close_elements(vector<float> numbers, float threshold){

```

Figure 9: One example of code translation on python2c++.

```

1. Check out if the answer is right for the Math Problem before
2. If not, pay attention to these KeyWords in Math Problem and rewrite the right answer
### KeyWords
any two numbers, given list, given threshold
### Math Problem
Janet's ducks lay 16 eggs per day. She eats three for breakfast every morning and bakes
muffins for her friends every day with four. She sells the remainder at the farmers'
market daily for $2 per fresh duck egg. How much in dollars does she make every day at
the farmers' market?

```

Figure 10: One concrete prompt of mathematical reasoning.

Question:
from typing import List

```
def has_close_elements(numbers: List[float], threshold: float) -> bool:
    """ Check if in given list of numbers, are any two numbers closer to each other than
    given threshold.
    >>> has_close_elements([1.0, 2.0, 3.0], 0.5)
    False
    >>> has_close_elements([1.0, 2.8, 3.0, 4.0, 5.0, 2.0], 0.3)
    True
    """
```

Please understand the requirement and write a rough solving process. The necessary details should be written in natural languages.

Answer:

1. Define a function named `has_close_elements` that takes two parameters: `numbers` (a list of floats) and `threshold` (a float).
2. Initialize a variable `n` to store the length of the `numbers` list.
3. Iterate through the range of `n` using a for loop with the variable `i`.
4. Inside the loop, iterate through the range of `n` again using a nested for loop with the variable `j`.
5. Inside the nested loop, check if `i` is not equal to `j` to avoid comparing the same number with itself.
6. Calculate the absolute difference between `numbers[i]` and `numbers[j]` using the `abs()` function and store it in a variable `diff`.
7. Check if `diff` is less than the given `threshold`.
8. If the condition is satisfied, return True.
9. After the loops, return False to indicate that no pair of numbers satisfy the condition.

Figure 11: A case of generating a rough solving process in natural language: the solving process description is in gray background.

from typing import List

```
def has_close_elements(numbers: List[float], threshold: float) -> bool:
    """ Check if in given list of numbers, are any two numbers closer to each other than
    given threshold.
    >>> has_close_elements([1.0, 2.0, 3.0], 0.5)
    False
    >>> has_close_elements([1.0, 2.8, 3.0, 4.0, 5.0, 2.0], 0.3)
    True
    1. Define a function named `has_close_elements` that takes two parameters: `numbers` (a list
    of floats) and `threshold` (a float).
    2. Initialize a variable `n` to store the length of the `numbers` list.
    3. Iterate through the range of `n` using a for loop with the variable `i`.
    4. Inside the loop, iterate through the range of `n` again using a nested for loop with the
    variable `j`.
    5. Inside the nested loop, check if `i` is not equal to `j` to avoid comparing the same number
    with itself.
    6. Calculate the absolute difference between `numbers[i]` and `numbers[j]` using the `abs()`
    function and store it in a variable `diff`.
    7. Check if `diff` is less than the given `threshold`.
    8. If the condition is satisfied, return True.
    9. After the loops, return False to indicate that no pair of numbers satisfy the condition.
    """
    # Please understand the requirement and write a rough solving process. The necessary details
    should be written in natural languages.
```

Figure 12: A case of generating target code using CoT method: the solving process description is in gray background.