

Investigation of the hyperfine coupling constant of locally noncentrosymmetric heavy-fermion superconductor CeRh_2As_2

Shiki Ogata* and Shunsaku Kitagawa, Mayu Kibune, Kenji Ishida
Department of Physics, Kyoto University, Kyoto 606-8502, Japan

Katsuki Kinjo
*Institute of Multidisciplinary Research for Advanced Materials,
Tohoku University, Sendai, Miyagi 980-8577, Japan*

Manuel Brando, Christoph Geibel, Seunghyun Khim
Max Planck Institute for Chemical Physics of Solids, D-01187 Dresden, Germany

Elena Hassinger
*Max Planck Institute for Chemical Physics of Solids, D-01187 Dresden, Germany and
Technical University Dresden, Institute for Solid State and Materials Physics, 01062 Dresden, Germany*

We performed ^{75}As -NMR measurements in $H \parallel ab$ to investigate the normal-state magnetic properties of CeRh_2As_2 , a recently-discovered heavy-fermion superconductor. We compared the NMR Knight shift K with the magnetic susceptibility χ_{ab} , and estimated the hyperfine coupling constant A_{hf} from the slope of the $K - \chi$ plot. We observed that the magnitude of $A_{\text{hf},ab}$ at the As(1) site changes at around 20 K owing to emerging the heavy-fermion state, which was also observed in A_{hf} at the As(2) site and in $H \parallel c$. The sign of $A_{\text{hf},ab}$ at the As(1) site is negative in low temperature. These are important for the analysis of the NMR results of CeRh_2As_2 in the superconducting state.

PACS numbers: 74.70.Tx

I. INTRODUCTION

In conventional superconductors, a superconducting order parameter can be classified as the multiplication of the states of spin \mathbf{s} and momentum \mathbf{k} , that is, even-parity spin-singlet and odd-parity spin-triplet states. Recently, superconductors with the additional degrees of freedoms have been considered, such as frequency, atomic orbital state and sublattice [1–3]. In such systems, the novel superconducting states of odd-parity spin-singlet and even-parity spin-triplet states can be realized, because the fermionic antisymmetry should be held even in an additional degrees of freedom.

CeRh_2As_2 is a recently discovered heavy-fermion superconductor, whose T_{SC} is approximately 0.3 K [4]. CeRh_2As_2 has the crystal structure of the tetragonal CaBe_2Ge_2 -type with space group $P4/nmm$ (No.129, D_{4h}^7). CeRh_2As_2 has two crystallographically inequivalent As and Rh sites; As(1) [Rh(1)] is tetrahedrally coordinated by Rh(2) [As(2)], as shown in Fig.1(a). The heavy-fermion superconductivity is characterized by a broad maximum in resistivity at $T_{\text{coh}} \sim 40$ K and a large specific heat jump at T_{SC} . In the magnetic field parallel to the c -axis, the superconducting critical field H_{c2} shows a clear kink at $H^* \sim 4$ T, and magnetic anomalies also appear at H^* inside the superconducting phase, which

suggests the superconducting multiphase. The high-field superconducting phase has a very large upper critical field $H_{c2} \sim 14$ T. For this superconducting multiphase, the local inversion-symmetry breaking is considered to be important. Theoretical study predicted that low-field even-parity and high-field odd-parity superconducting phases would be realized in locally inversion-breaking superconductors[3].

Along with this superconducting multiphase, it was reported that CeRh_2As_2 shows non-magnetic and magnetic orders just above and below T_{SC} , respectively [4–10]. The specific heat shows a relatively small kink at $T_0 \sim 0.4$ K together with large peak at T_{SC} , and the resistivity shows an upturn at T_0 [7, 8] without the magnetic anomaly at T_0 . T_0 is suppressed in $H \parallel c$, while it increases in $H \parallel ab$ with transition to another non-magnetic ordered states [5]. Based on the field responses of T_0 [6, 7], T_0 is considered to be decoupled from the superconducting multiphase.

In addition to T_0 , we have reported antiferromagnetic order inside the superconducting state from nuclear quadrupole resonance (NQR) [9] and nuclear magnetic resonance (NMR) [10] measurements. This antiferromagnetic order breaks the inversion symmetry. Remarkably, the antiferromagnetic order disappears almost simultaneously with H^* , which suggests the relation with the superconducting multiphase. Therefore, CeRh_2As_2 is a promising compound to study how the breaking of local inversion symmetry induces or influences unconventional nonmagnetic, antiferromagnetic and superconducting states, as well as their interaction.

*Electronic address: ogata.shiki.86c@st.kyoto-u.ac.jp

It is important to investigate the spin state of the Cooper pair for understanding unconventional superconductors. The Knight-shift measurements using NMR provide critical information about the spin state. To estimate the spin susceptibility from the Knight shift measurement, it is necessary to estimate the hyperfine coupling constant A_{hf} . Previously, A_{hf} has been estimated for two As sites in $H \parallel c$ and one As site [As(2) site] in $H \parallel ab$. However, A_{hf} for the As(1) site in $H \parallel ab$ could not be estimated due to the limitations of the previous experimental setup [11].

In this study, we report the ^{75}As -NMR results of the As(1) site in $H \parallel ab$. We compared the NMR Knight shift K with the magnetic susceptibility χ_{ab} , and estimated the hyperfine coupling constant A_{hf} from the slope of the $K - \chi$ plot. It was evaluated that $A_{\text{hf},ab}$ at the As(1) site is 0.24 T/ μ_{B} above 20 K, and -0.22 T/ μ_{B} below 20 K. The change in A_{hf} is attributed to the development of the heavy-fermion state due to the $c - f$ hybridization. Negative A_{hf} results in an increase in the Knight shift when the spin susceptibility decreases by formation of the spin-singlet pairs in superconducting state. This result is important to evaluate the spin susceptibility in the superconducting state of $H \parallel ab$.

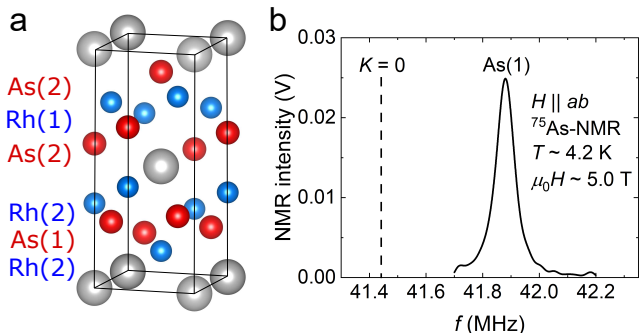


FIG. 1: (a) Crystal structure of CeRh_2As_2 . (b) NMR spectrum of the As(1) site in $\mu_0 H_{ab} \sim 5.0$ T. The dashed line indicates the position of $K = 0$ when the contribution of the nuclear quadrupole interaction is taken into account.

II. EXPERIMENTS

Single crystals of CeRh_2As_2 were grown using the bismuth flux method [4]. The bulk magnetic susceptibility was measured using a commercial magnetometer with a superconducting quantum interference device (Quantum Design, MPMS). A conventional spin-echo technique was used for the NMR measurements. The ^{75}As -NMR spectra (nuclear spin $I = 3/2$, nuclear gyromagnetic ratio $\gamma/2\pi = 7.29$ MHz/T, and natural abundance 100%) were obtained as a function of frequency at fixed magnetic fields (~ 5.0 T). We observed the As(1) site around $f \sim 41.9$ MHz at $\mu_0 H \sim 5.0$ T, as shown in Fig. 1(b).

The site assignment of the NMR peaks has been described in a previous paper [11]. To estimate the Knight shift K_i ($i = c$ and ab), we computed the resonance frequency by diagonalizing the following nuclear Hamiltonian;

$$\mathcal{H} = - \left(\frac{\gamma}{2\pi} \right) h(1 + K_i) \mathbf{I} \cdot \mathbf{H} + \frac{h\nu_Q}{6} \left[3I_z^2 - I(I+1) + \frac{\eta}{2}(I_+^2 + I_-^2) \right], \quad (1)$$

where h , $\nu_Q = \frac{3eQV_{zz}}{2I(2I-1)}$, and $\eta = \left| \frac{V_{yy} - V_{xx}}{V_{zz}} \right|$ are the Planck constant, NQR frequency, and asymmetry parameter, respectively. η is zero at each As site because of the 4-fold symmetry of the atomic position. The temperature dependence of ν_Q was determined from NQR measurements. The magnetic field was calibrated using ^{63}Cu ($^{63}\gamma_n/2\pi = 11.289$ MHz/T) and ^{65}Cu ($^{65}\gamma_n/2\pi = 12.093$ MHz/T) NMR signals from the NMR coil.

III. RESULTS AND DISCUSSION

Figure 2 shows the temperature dependence of the Knight shift K_{ab} at the As(1) site (measured in this study) and the As(2) site (measured in previous study [11]). For comparison, the temperature dependence of the magnetic susceptibility χ_{ab} is also shown. The Knight shift is estimated from the peak frequency of the Gaussian fittings. The Knight shift is proportional to the magnetic susceptibility as given by,

$$K_i = A_{\text{hf},i} \chi_{\text{spin},i} + K_{\text{orb},i}, \quad (2)$$

where $A_{\text{hf},i}$, $\chi_{\text{spin},i}$, and $K_{\text{orb},i}$ are the hyperfine coupling constant, spin susceptibility, and orbital part of the Knight shift in each direction, respectively. $K_{\text{orb},i}$ is generally temperature independent. Above 20 K, K_{ab} of both As sites increases on cooling, while K_{ab} of the As(1) site shows broad maximum at 20 K. Such behaviors are attributed to the development of the heavy-fermion state due to the $c - f$ hybridization, which are often observed in Ce-based heavy-fermion systems [12, 13]. Indeed, the temperature where the K_{ab} shows the broad maximum is roughly match $T_{\text{coh}} \sim 40$ K estimated from the resistivity measurement.

The hyperfine coupling constant $A_{\text{hf},i}$ can be determined from the slope of the $K - \chi$ plot, as shown in Fig. 3. For both sites, the slopes of $K - \chi$ plot are changed between the regions with small and large χ_{AC} . This behavior was observed also in $H \parallel c$. Curro *et al.* suggested that the magnitude of A_{hf} is changed at T^* , below which heavy-fermion state starts to developed [14]. We obtained $A_{\text{hf},ab}$ from fitting the slopes in each region. Table I summarizes the estimated hyperfine coupling constants A_{hf} and K_{orb} by this study and [11]. $A_{\text{hf},c}$ at the As(1) site becomes larger on cooling, while $A_{\text{hf},c}$ at the As(2) site and $A_{\text{hf},ab}$ at both As sites become smaller on cooling. Notably, $A_{\text{hf},ab}$ at the As(1) site becomes negative in

TABLE I: Estimated hyperfine coupling constants A_{hf} and K_{orb} . Temperatures in parentheses indicate the fitted temperature range. The data of Ref. [11] is also listed.

Site	Direction of H	A_{hf} (T/μ_{B}) in low T	A_{hf} (T/μ_{B}) in high T	K_{orb} (%) in high T
As(1)	$H \parallel c$	1.55 (2-100 K)	0.46 (125-200 K)	0.57 (125-200 K)
	$H \parallel ab$	-0.22 (4.2-20 K)	0.24 (20-50 K)	0.91 (20-50 K)
	(New)			
As(2)	$H \parallel c$	0.27 (2-30 K)	0.55 (40-200 K)	0.10 (40-200 K)
	$H \parallel ab$	0.16 (2-10 K)	0.50 (15-200 K)	0.09 (15-200 K)

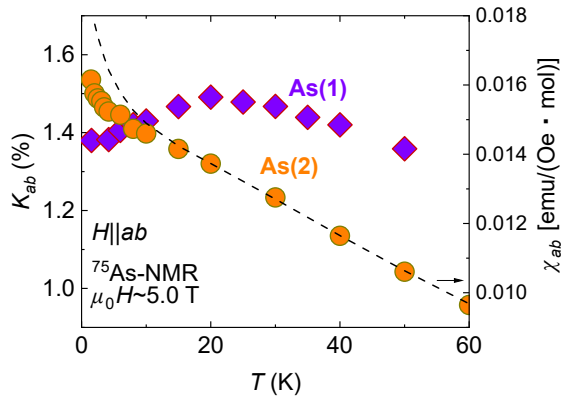


FIG. 2: The temperature dependence of the Knight shift in ab -plane field K_{ab} . For comparison, the temperature dependence of magnetic susceptibility χ_{ab} is also depicted (the dashed line).

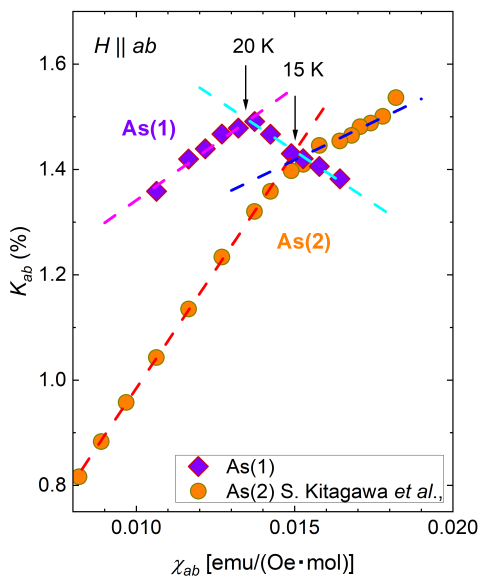


FIG. 3: $K - \chi$ plot for $H \parallel ab$. The dashed lines indicate the results of linear fitting.

low temperature region. Assuming the classical dipole interaction, $A_{\text{hf},i}$ was calculated to be 0.02-0.06 T/μ_{B} [11], which is of one order of magnitude smaller than the experimentally estimated $A_{\text{hf},i}$. Therefore, the anomalous transferred hyperfine field is dominant in the sign of A_{hf} was observed in $A_{\text{hf},c}$ at the Si site in CeCu_2Si_2 [12] and in $A_{\text{hf},b}$ at the In(2) site in CeCoIn_5 [13]. Although the obvious change in A_{hf} at T^* was observed in most of Ce-based heavy-fermion compounds, it seems that the mechanism and the estimation of the change have not been well understood.

IV. CONCLUSION

In conclusion, we performed ^{75}As -NMR measurements to investigate the hyperfine coupling constant $A_{\text{hf},ab}$ at the As(1) site of CeRh_2As_2 , which was not measured in previous study [11]. $A_{\text{hf},ab}$ at the As(1) site changed from positive (0.24 T/μ_{B}) to negative (-0.22 T/μ_{B}) at around 20 K due to the formation of the heavy-fermion state; changes in A_{hf} have been observed at other sites and in $H \parallel c$. These results are essential for NMR studies of CeRh_2As_2 in $H \parallel ab$, which is necessary to determine the magnetic structure of antiferromagnetic state, and the decrease of the spin susceptibility in the superconducting state.

ACKNOWLEDGEMENTS

This work was partially supported by the Kyoto University LTM Center and Grants-in-Aid for Scientific Research (KAKENHI) (Grants No. JP19K14657, No. JP19H04696, No. JP20KK0061, No. JP20H00130, No. JP21K18600, No. JP22H04933, No. JP22H01168, and No. JP23H01124). C. G. and E. H. acknowledge support from the DFG program Fermi-NES through Grant No. GE 602/4-1. Additionally, E. H. acknowledges funding by the DFG through CRC1143 (Project No. 247310070) and the Würzburg-Dresden Cluster of Excellence on Complexity and Topology in Quantum Matter—ct.qmat (EXC 2147, Project ID 390858490). S. O.

would like to acknowledge the support from the Motizuki Fund of Yukawa Memorial Foundation.

-
- [1] J. Linder and A. V. Balatsky, *Reviews of Modern Physics* **91**, 045005 (2019).
- [2] H. G. Suh, H. Menke, P. Brydon, C. Timm, A. Ramires, and D. F. Agterberg, *Physical Review Research* **2**, 032023 (2020).
- [3] T. Yoshida, M. Sigrist, and Y. Yanase, *Physical Review B* **86**, 134514 (2012).
- [4] S. Khim, J. F. Landaeta, J. Banda, N. Bannor, M. Brando, *et al.*, *Science* **373**, 1012 (2021).
- [5] D. Hafner, P. Khanenko, E.-O. Eljaouhari, R. Kuchler, J. Banda, *et al.*, *Physical Review X* **12**, 011023 (2022).
- [6] J. Landaeta, P. Khanenko, D. Cavanagh, C. Geibel, S. Khim, *et al.*, *Physical Review X* **12**, 031001 (2022).
- [7] K. Semeniuk, D. Hafner, P. Khanenko, T. Lühmann, J. Banda, *et al.*, *Physical Review B* **107**, L220504 (2023).
- [8] S. Mishra, Y. Liu, E. D. Bauer, F. Ronning, and S. M. Thomas, *Physical Review B* **106**, L140502 (2022).
- [9] M. Kibune, S. Kitagawa, K. Kinjo, S. Ogata, M. Manago, *et al.*, *Physical review letters* **128**, 057002 (2022).
- [10] S. Ogata, S. Kitagawa, K. Kinjo, K. Ishida, M. Brando, *et al.*, *Physical Review Letters* **130**, 166001 (2023).
- [11] S. Kitagawa, M. Kibune, K. Kinjo, M. Manago, T. Taniguchi, *et al.*, *journal of the physical society of japan* **91**, 043702 (2022).
- [12] T. Ohama, H. Yasuoka, D. Mandrus, Z. Fisk, and J. Smith, *Journal of the Physical Society of Japan* **64**, 2628 (1995).
- [13] N. Curro, B. Simovic, P. Hammel, P. Pagliuso, J. Sarrao, *et al.*, *Physical Review B* **64**, 180514 (2001).
- [14] N. Curro, B.-L. Young, J. Schmalian, and D. Pines, *Physical Review B* **70**, 235117 (2004).