

# AGENTBOARD: AN ANALYTICAL EVALUATION BOARD OF MULTI-TURN LLM AGENTS

Chang Ma<sup>\*♣</sup> Junlei Zhang<sup>\*◇△</sup> Zhihao Zhu<sup>\*♡</sup> Cheng Yang<sup>\*♣</sup>  
 Yujiu Yang<sup>♣</sup> Yaohui Jin<sup>♡</sup> Zhenzhong Lan<sup>△</sup> Lingpeng Kong<sup>♣</sup> Junxian He<sup>★</sup>  
<sup>♣</sup>The University of Hong Kong <sup>◇</sup>Zhejiang University <sup>♡</sup>Shanghai Jiao Tong University  
<sup>♣</sup>Tsinghua University <sup>△</sup>School of Engineering, Westlake University  
<sup>★</sup>The Hong Kong University of Science and Technology  
 llmagentboard@gmail.com

## ABSTRACT

Evaluating large language models (LLMs) as general-purpose agents is essential for understanding their capabilities and facilitating their integration into practical applications. However, the evaluation process presents substantial challenges. A primary obstacle is the benchmarking of agent performance across diverse scenarios within a unified framework, especially in maintaining partially-observable environments and ensuring multi-round interactions. Moreover, current evaluation frameworks mostly focus on the final success rate, revealing few insights during the process and failing to provide a deep understanding of the model abilities. To address these challenges, we introduce AGENTBOARD, a pioneering comprehensive benchmark and accompanied open-source evaluation framework tailored to analytical evaluation of LLM agents. AGENTBOARD offers a fine-grained progress rate metric that captures incremental advancements as well as a comprehensive evaluation toolkit that features easy assessment of agents for multi-faceted analysis through interactive visualization. This not only sheds light on the capabilities and limitations of LLM agents but also propels the interpretability of their performance to the forefront. Ultimately, AGENTBOARD serves as a significant step towards demystifying agent behaviors and accelerating the development of stronger LLM agents.<sup>1</sup>

## 1 INTRODUCTION

General-purpose agents that can independently perceive and act in various environments are considered significant milestones in Artificial Intelligence (Russell & Norvig, 2005). Recent advancements in Large Language Models (LLMs) (OpenAI, 2023; Touvron et al., 2023) has demonstrated emergent agentic abilities that understand diverse environments and perform step-by-step planning through multi-round interactions (Yao et al., 2023; Song et al., 2023). The emergence of these abilities amounts to the potential of LLMs as generalist agents for real-world problem-solving.

A comprehensive evaluation of LLM agents is crucial for the progression of this emerging field. To start, *task diversity* is necessary to cover various agent tasks such as embodied, web, and tool agents. Additionally, *multi-round interaction* is critical to mimic realistic scenarios, contrasting with the single-round tasks commonly adopted in existing benchmarks (Xu et al., 2023a; Lin & Chen, 2023; Qin et al., 2023a). Furthermore, evaluating agents in *partially-observable environments* – where they must actively explore to understand their surroundings – is essential for practical assessments. This differs from the “pseudo” agent tasks (Wang et al., 2023b) derived from conventional benchmarks in fully-observable environments, such as MMLU (Lanham et al., 2023) and MATH (Hendrycks et al., 2021). However, existing agent benchmarks rarely meet all these criteria.

<sup>\*</sup>Equal Contribution. Individual contributions are detailed in Appendix A. Work done during visit to HKUST.

<sup>1</sup>Code and data are available at <https://github.com/hkust-nlp/AgentBoard>.

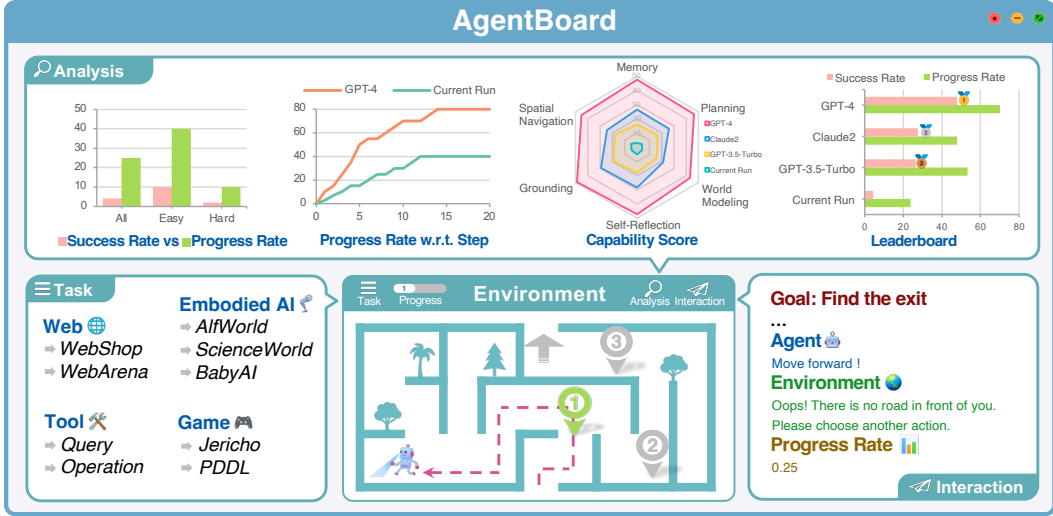


Figure 1: The illustrative overview of AGENTBOARD. AGENTBOARD consists of a diverse set of 9 tasks. In AGENTBOARD, agents interact with partially-observable environments through a multi-round way to achieve each subgoal. Furthermore, AGENTBOARD provides an open-source analytical evaluation framework to dive into the agents, this figure shows a subset of the included analyses.

Moreover, the complexity inherent in agent tasks, characterized by multi-round interactions, decision-making based on long context, the achievement of various subgoals, distinguishes them significantly from other language tasks. Due to this complexity, there is a pressing need to delve into the details and gain a deeper understanding of how models function during the process. Nonetheless, most current evaluations predominantly rely on the final success rate as their metric, which provides limited insights into these intricate processes (Liu et al., 2023a; Wang et al., 2023b; Qin et al., 2023a; Yao et al., 2023; Liu et al., 2023b; Mialon et al., 2023b). Such simplified evaluation is particularly inadequate in challenging environments where most models demonstrate nearly zero success rates, consequently blurring finer distinctions and obscuring underlying mechanisms (Liu et al., 2023a). Therefore, there is an urgent need for a more systematic and analytical evaluation.

To this end, we introduce AGENTBOARD, a benchmark designed for multi-turn LLM agents, complemented by an analytical evaluation board for detailed model assessment beyond final success rates. AGENTBOARD encompasses a diverse set of 9 unique tasks and 1013 exemplary environments, covering a range from embodied AI and game agents to web and tool agents. Each environment, whether newly created or modified from pre-existing ones, is carefully crafted and authenticated by humans to ensure multi-round and partially observable characteristics in a unified manner. Notably, we have defined or manually annotated subgoals for each data sample, introducing a unified *progress rate* metric for tracking the agents’ detailed advancements. As we will demonstrate in §5.2, this metric uncovers significant progress in models that might otherwise appear trivial from negligible difference in success rates.

Along with the benchmark, we develop the AGENTBOARD evaluation framework as an open-source toolkit that features an analytical web panel to examine various dimensions of agent abilities through interactive visualization. This toolkit has a unified interface that is readily accessible and easily customizable for users. As partially shown in Figure 1, the AGENTBOARD panel currently supports analysis and visualization on fine-grained progress rates tracking, performance breakdown for hard and easy examples, detailed performance across various sub-skills, long-range interaction assessment, grounding accuracy, and trajectory. Such detailed evaluation is vital for recognizing the advancements of LLM agents and for steering the development of stronger LLM agent models. The comparison between AGENTBOARD and previous works is shown in Table 1.

We assess a wide series of proprietary and open-weight LLM agents through AGENTBOARD and derive a clear perspective on current LLM models as agents: (1) Unsurprisingly, GPT-4 outperforms all other models by exhibiting extensive proficiency across a range of tasks and distinct agentic abilities, while open-weight code-LLMs are catching up with commercial models, with DeepSeek

Benchmarks	Task Diversity	Multi-round Interaction	Partially-Observable Environments	Fine-grained Progress Metrics	Analytical Evaluation
AgentBench (Liu et al., 2023a)	✓	✗ <sup>‡</sup>	✓	✗	✗
GAIA (Mialon et al., 2023b)	✗ <sup>§</sup>	✓	✓	✗	✗
MINT (Wang et al., 2023b)	✓	✓	✗ <sup>†</sup>	✗	✗
API-Bank (Li et al., 2023)	✗	✓	✓	✗	✗
ToolEval (Qin et al., 2023b)	✗	✓	✓	✗	✗
LLM-Eval (Lin & Chen, 2023)	✓	✗	✗	✗	✗
AGENTBOARD	✓	✓	✓	✓	✓

Table 1: A comparison of our benchmark to notable LLM evaluation in terms of the four principles and the evaluation system. AGENTBOARD exceeds other evaluation schemes as a systematic framework encompassing all four principles. <sup>‡</sup>Notably, AgentBench entails both single and multi-round tasks, with only the former differentiating open-sourced models. <sup>§</sup>The GAIA benchmark focuses solely on question answering tasks that involve interacting with the real world. <sup>†</sup>MINT benchmark primarily includes fully-observable environments tasks derived from conventional evaluations such as HumanEval and GSM8K.

LLM (DeepSeek-AI et al., 2024) and Lemur (Xu et al., 2023b) taking the lead; (2) Strong LLM agents are characterized by their capability for *multi-turn* interaction with the environment, an ability that is notably lacking in most open-weight models; (3) Current proprietary models typically demonstrate comprehensive agentic abilities, while open-weight LLMs show varying deficiencies in grounding, world modeling, and self-reflection. Through AGENTBOARD, we highlight the importance of analytic evaluation of LLM agents. We anticipate that the detailed assessments from AGENTBOARD and the open-source AGENTBOARD toolkit will help push further advancements of LLM agents.

## 2 RELATED WORK

**LLM as Agent** Agents require multi-dimensional abilities to solve decision-making problems. Reinforcement Learning provides general solutions to these problems, though it suffers from sample efficiency and difficulty in generalization (Pourchot & Sigaud, 2019). The emergent reasoning and instruction-following abilities of LLMs (Wei et al., 2022) enable them to become proficient agents, excelling in zero-shot generalization to new tasks and problems (Yao et al., 2023; Richards, 2023; Wang et al., 2023a). The core technique involves prompting LLMs by providing instructions and information about the surrounding environment through their contexts, allowing the LLMs to generate executable actions for complex tasks (Richards, 2023; Xie et al., 2023). Other methods involve specialized training to repurpose LLMs into adept agents (Xu et al., 2023b; Reed et al., 2022; Driess et al., 2023). We benchmark both general (OpenAI, 2023; Touvron et al., 2023; Chiang et al., 2023) and agent LLMs (Xu et al., 2023b) to study LLMs as agents. Meanwhile, several work addresses dimensional aspects of agentic abilities, with a focus on the ability to ground goals to executable actions (Gu et al., 2022; Ahn et al., 2022), the ability to model the world (LeCun, 2022), the ability to perform step-by-step planning (Song et al., 2023), and self-reflection ability (Madaan et al., 2023; Wang et al., 2023b). The analysis of these dimensions of agentic abilities are pivotal for gaining comprehensive insights of the strengths and drawbacks of current LLM agents. On the other hand, agent ability is a critical feature of Large Language Models (LLMs), empowering them to actuate real-world changes (Ahn et al., 2022; Boiko et al., 2023; Yang et al., 2023) and acquire knowledge (Nakano et al., 2021). Agent ability in LLMs is also thought to correlate with their chain-of-thought and reasoning skills (Zhang et al., 2023). Therefore, assessing LLMs as agents is essential for understanding LLMs generalist ability and driving their progress.

**Evaluating LLM in Decision Making Problems** Several benchmarks and toolkits for LLM agents have been established, focusing on various tasks such as web-browsing, games, and tool use (Yao et al., 2022; Zhou et al., 2023; Shridhar et al., 2021; Qin et al., 2023a; Wang et al., 2023a; Ye et al., 2024; Kinniment et al., 2023). A few other benchmarks provide a proof-of-concept study on specific LLM features, with Wang et al. (2023b) focusing on model interaction ability, and Liu et al. (2023b) examining agent structures. Recent works by Liu et al. (2023a); Wu et al. (2023); Mialon et al. (2023b) present a generalist challenge for LLM agents, please refer to Table 1 for a comparison. Note that recent progress in multimodal LLMs has spurred research into multimodal LLM agents

(Zheng et al., 2024; Yang et al., 2023). Our study focuses exclusively on text-based environments to assess LLM agent abilities via textual reasoning and actions in-depth.

### 3 AGENTBOARD – OVERVIEW

AGENTBOARD is designed around the core principles of uniformity and user-friendliness. Beyond a text-based agent evaluation benchmark, we develop AGENTBOARD aiming for a readily accessible, open-source evaluation framework that facilitates diverse analysis and easy customization for different models, agents, and environments, all within a unified format. This commitment to uniformity manifests in three key areas:

- *Interface Uniformity*, where we present a consistent interface implementation across various environments, model deployments (whether local or via API server), and prompt types;
- *Observation and Action Space Uniformity*, ensuring datasets are uniformly constructed for text-based interactions with unified metrics;
- *Analysis Uniformity*, which expands metrics beyond mere success rate and scores to include detailed analyses. As illustrated in Figure 1, such a comprehensive evaluation includes assessment on (1) fine-grained progress rates tracking different agents, (2) grounding accuracy, (3) performance breakdown for hard and easy examples, (4) long-range interactions, (5) detailed analyses of performance across various sub-skills, and (6) trajectory with friendly visualization. We will elaborate these analyses in our experiments at §5. Additionally, AGENTBOARD provides an web interface through Wandb dashboard (refer to §6) that offers interactive visualizations of these analyses during evaluation.<sup>2</sup> We will present a case study for using our evaluation system in §6.

#### 3.1 PRELIMINARIES

In our evaluation of LLM agents, we limit our environment to text-based environments where the observation and the action spaces are defined as natural language. The agent observes textual descriptions of the world, selects a language-based action, and receives the associated feedback from the environment. The feedback describes both the change in state as well as potential errors of the action. Interaction with these environments can be modeled as a special case of Partially Observable Markov Decision Processes (POMDPs) defined by tuple  $\langle g, \mathcal{S}, \mathcal{A}, \mathcal{O}, \mathcal{T} \rangle$ , with goal  $g$ , state space  $\mathcal{S}$ , valid actions space  $\mathcal{A}$ , observation space (including environment feedback)  $\mathcal{O}$ , transition function  $\mathcal{T} : \mathcal{S} \times \mathcal{A} \rightarrow \mathcal{S}$ . An agent with policy  $\pi$  makes prediction at time step  $t$  based on goal  $g$  and memory  $m_t = \{o_j, a_j, o_{j+1}, a_{j+1}, \dots, o_t\}, 0 \leq j < t$ , which is a sequence of actions and observations. This trajectory of the agent  $\tau = [s_0, a_0, s_1, a_1, \dots, s_t]$  is formulated by policy and environmental state transitions, such as

$$p_\pi(\tau) = p(s_0) \prod_{t=0}^T \pi(a_t | g, s_t, m_t) \mathcal{T}(s_{t+1} | s_t, a_t) \quad (1)$$

In AGENTBOARD, all environments are deterministic, meaning that the trajectory of the agent is solely determined by the policy of the language model. The structure of the agent is then introduced in §3.2 and the task-specific designs of interactive environments are introduced in §4.

#### 3.2 A UNIFIED REFLEX AGENT

AGENTBOARD unifies all tasks around a general framework where the agent receives observations  $o_t$  and performs actions  $a_t$ , causing deterministic state transitions  $\mathcal{T} : (s_t, a_t) \rightarrow s_{t+1}$  based on real-world dynamics. A feedback function  $f$  is also defined in the environment to derive feedback from each interaction  $o_t = f(s_t, a_t)$ . This feedback includes: (1) list all valid actions when the agent uses help actions such as *check valid actions*; (2) execute valid action  $a_t$  and return a description of the changed state  $s_{t+1}$ ; (3) issue an error when the agent performs an action outside of the action space  $\mathcal{A}$  for debugging purposes.

<sup>2</sup>An example of the panel is public here.

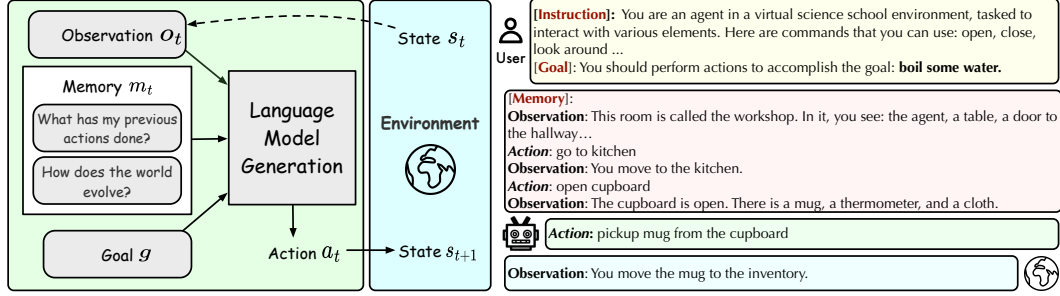


Figure 2: (Left) A structural overview of the reflex agent, which iteratively interacts with the environment and makes next step predictions based on the goal and history. (Right) An example of a prompt that queries the LLM to behave as our reflex agent.

As shown in Figure 2. Our agent makes decisions based on its memory of past perceptions. For instance, if the agent cannot find a thermometer in the cupboard due to environmental constraints, it adjusts its actions accordingly, similar to how humans learn from experience and adapt. Our implementation of the reflex agent assessed in this paper adopts an act-only prompting strategy in line with recent studies (Liu et al., 2023b; Zhou et al., 2023; Xu et al., 2023a), detailed in the right part of Figure 2, while other prompting strategy can be easily incorporated into our open-source framework. The uniformity of the prompt template and contents is maintained across diverse LLMs, though minor modifications to the prompt format are occasionally necessary to accommodate the requirements of different models. Also, LLM agents often struggle with limited context lengths, unable to capture the full history in long interactions. Following the “sliding window” method from LangChain (Chase, 2022), we prioritize recent interactions, deemed more critical for future actions (Puterman, 1990), within the context limit. This contrasts with earlier methods that halt the agent when exceeding context thresholds (Liu et al., 2023a; Wang et al., 2023b), whereas our approach facilitates longer, more complex interactions.

### 3.3 FINE-GRAINED PROGRESS RATE

Recent studies highlight the predominant use of success rate as the main metric for agent evaluation, which fails to capture the nuances of partial task completion by language model agents (Liu et al., 2023a; Li et al., 2023). This approach does not differentiate between near-complete tasks and minimal task execution, treating both as equivalent failures. Alternative metrics like reward scores are available but lack standardization, complicating cross-environment comparisons (Chevalier-Boisvert et al., 2019; Wang et al., 2022; Hausknecht et al., 2020). We introduce a *progress rate* metric to accurately reflect language model agents’ goal attainment at various stages in a unified manner.

In each round of interaction, a progress rate, denoted as  $r_t$ , is assigned to evaluate the agent’s advancement towards the goal state  $g$ . As the agent moves through the states  $s_t = [s_0, \dots, s_t]$ , we assess its progress using a matching score  $f(\cdot, g) \rightarrow [0, 1]$  that quantifies the similarity between the current state and the goal state. The initial value of  $r_t$  is set to 0, indicating no progress. The progress rate  $r_t$  reflects the highest matching score achieved, reaching 1 when the task is completed. The progress rate is formulated as below:

$$r_t = \begin{cases} r_t^{\text{match}} = \max_{i, 0 \leq i \leq t} f(s_i, g), & \text{if } f(\cdot, g) \text{ is continuous} \\ r_t^{\text{subgoal}} = \max_{i, 0 \leq i \leq t} \left( \frac{1}{K} \sum_{k=1}^K f(s_i, g_k) \right), & \text{otherwise} \end{cases} \quad (2)$$

The function  $f(\cdot, g)$  measures state similarity in tasks, such as comparing table states in manipulation activities. It works well for tasks with direct state comparisons but is less effective for tasks with ambiguous intermediate states, where progress is hard to measure. We mitigate this by introducing a discrete matching score to assess how closely intermediate states align with defined subgoals. We

Task	Goal & Trajectory
ALF	<b>Goal: put a clean egg in microwave.</b> Step 02 <b>Action:</b> open fridge 1 <b>Observation:</b> You open the fridge 1. The fridge 1 is open. In it, you see a apple 2, a egg 1, a lettuce 1, a pan 2, a plate 1, and a tomato 1. <b>Progress Rate:</b> 0.00 → 0.25
SW	<b>Goal: Your task is to boil apple juice until it reaches a gaseous state.</b> Step 25 <b>Action:</b> use thermometer in inventory on apple juice in metal pot <b>Observation:</b> the thermometer measures a temperature of 23 degrees celsius <b>Progress Rate:</b> 0.75 → 0.88
BA	<b>Goal: pick up the box</b> Step 07 <b>Action:</b> toggle and go through green closed door 1 <b>Observation:</b> In front of you in this room, you can see several objects: There is a red box 1 ... <b>Progress Rate:</b> 0.33 → 0.66
JC	<b>Goal: Get out of the house. Then escape the city without getting caught via driving.</b> Step 29 <b>Action:</b> take a shower <b>Observation:</b> You step into the shower, turn on the water, and within a few moments you feel like a new man. ... <b>Progress Rate:</b> 0.43 → 0.57
PL	<b>Goal: The goal is to satisfy the following conditions: Wheel r1 is inflated., r1 is on the-hub1., w1 is in boot.</b> Step 08 <b>Action:</b> Put-away w1 in boot. <b>Observation:</b> W1 is in boot. <b>Progress Rate:</b> 0.00 → 0.33
WS	<b>Goal: i want a noise cancelling cosycost usb microphone, and price lower than 70.00 dollars</b> Step 02 <b>Action:</b> search[noise cancelling cosycost usb microphone] <b>Observation:</b> WEB PAGE: { [Back to Search] Page 1 (Total results: 15) [Next >] ... <b>Progress Rate:</b> 0.00 → 0.33
WA	<b>Goal: Display the list of issues in the kkroening/ffmpeg-python repository that have labels related to questions</b> Step 05 <b>Action:</b> click [5398] <b>Observation:</b> Tab 0 (current): Issues · Karl Kroening / ffmpeg-python · GitLab [6573] RootWebArea 'Issues · Karl Kroening ... <b>Progress Rate:</b> 0.25 → 0.50
TQ	<b>Goal: Avatar versus Forrest Gump, which has a higher rating?</b> Step 04 <b>Action:</b> get_movie_details with Action Input: {"movie_id": "13"} <b>Observation:</b> {'title': 'Forrest Gump', 'vote_average': 8.476, 'budget': 55000000, ... <b>Progress Rate:</b> 0.60 → 0.80
TO	<b>Goal: In "Sheet17", calculate and complete the "Profit" of the products in the table based on the sales information of the products. And then, sort the table in descending order by "Profit".</b> Step 07 <b>Action:</b> update_cell_by_formula with Action Input: {"operator": "PRODUCT", "start_position": "C8", "end_position": "D8", "result_position": "E8"} <b>Observation:</b> [['Product', 'Category', 'Price', 'Sold out', 'Profit'], ['banana', 'Fruits', ... <b>Progress Rate:</b> 0.47 → 0.49

Table 2: Examples of goals for the nine tasks in AGENTBOARD, along with a sampled step of the trajectory and progress rate. The trajectory is generated by GPT-4. Some lengthy observations are omitted with “...” for brevity. The task name in the table uses an abbreviation, the full name can be found in §4

begin by decomposing the overall goal  $g$  into a sequence of subgoals  $\mathbf{g} = [g_1, \dots, g_K]$ , where each subgoal precedes the next.<sup>3</sup> As an example, if the goal of the task is “clean an egg and put it in microwave”. The necessary subgoals would be “open the fridge” → “taking an egg from the fridge” → “clean the egg with sinkbasin” → “put the egg in the microwave”. Each subgoal  $g_i$  is associated with a labeled state that indicates its completion. To evaluate the match between an agent state and a subgoal, we employ a regular-expression-based matching function denoted as  $f(\cdot, g_i) \rightarrow 0, 1$  and the subgoal-based progress rate is defined as  $r_t^{\text{subgoal}}$  in Equation 2.

#### 4 AGENTBOARD – TASK COMPOSITION

In this section, we introduce the tasks in AGENTBOARD, the adaptations we made to accommodate our design principles, as well as the annotation process of subgoals. AGENTBOARD is composed of four types of environments: embodied, game, web, and tool. The examples of goals and trajectories are illustrated in Table 2 and the summary of task statistics is available in Table 3. We briefly describe these tasks next, while we leave more details on these environments in Appendix F and G.

<sup>3</sup>Through manual investigation, we have found that only a small percentage (5%) of problems can be solved by different non-mergeable sequences of subgoals while achieving the same final goal. We manually remove or rewrite these problems to simplify the setting and ensure all the final goals can be decomposed into a unique sequence of subgoals.

	Embodied AI			Game		Web		Tool	
	ALF	SW	BA	JC	PL	WS	WA	TQ	TO
# Environment	134	90	112	20	60	251	245	60	40
# Turns	6	15	10	20	20	3	25	5	6
Action Space	13	21	8	150	8	2	12	15	16
Context Length	900	2800	1800	1500	2700	1200	15000	2100	4300
Progress Rate	subgoal	subgoal	subgoal	subgoal	match	match	match	subgoal	subgoal/match <sup>†</sup>
# Avg. Subgoals <sup>‡</sup>	3	5	4	6	6	4	6	5	5
Hard/Easy Cutoff <sup>††</sup>	3	3	3	4	6	1	4	4	4

Table 3: Statistics of 9 environments in AGENTBOARD. “subgoal” and “match” means 2 different implementations of progress rate  $r_{\text{subgoal}}$  and  $r_{\text{match}}$  respectively. <sup>†</sup>Note that Sheet Environments in Tool-Operation are evaluated with  $r_{\text{match}}$ , while other sub-tasks are evaluated with  $r_{\text{subgoal}}$ . <sup>‡</sup>For tasks without subgoal label, we state the average number of constraints to satisfy in the goal state, which is essentially the complexity of the problems. For context length, we report the number of tokens generated with Llama2 tokenizer. <sup>††</sup>We divide problems into hard/easy based on the number of subgoals – problems with a larger number of subgoals than cutoff are viewed as hard.

#### 4.1 EMBODIED ENVIRONMENTS

Evaluating agents as action-executing robots is important in understanding basic agent abilities. Such agents require expertise in navigating the space, searching for wanted objects, and grounding daily actions as executable commands. We have chosen three environments that have varied focuses.

**AlfWorld (ALF)** (Shridhar et al., 2021) are Household tasks that require models to explore rooms and use commonsense reasoning to perform tasks, such as “put a pencil on the desk”. To calculate the progress rate, we defined subgoals based on necessary observations to finish a task and the success flag provided by environments.

**ScienceWorld (SW)** (Wang et al., 2022) is a complex interactive text environment that poses a significant challenge to agents’ scientific commonsense. This environment requires agents to navigate through 8 distinct functional rooms (e.g., workshop, kitchen) and utilize the tools to complete tasks such as “measure the melting point of the orange juice”. While ScienceWorld has already provided subgoals, these subgoals pose challenges in reflecting the performance of a LLM due to the subgoal sparsity and inappropriate weighting of different subgoals as further explained in Appendix G.2. To address these issues, we re-annotate subgoals to calculate  $r_t^{\text{subgoal}}$ , where the rewards for these subgoals are uniform and distributed evenly throughout the task. To ensure that our annotated subgoals are necessary for achieving final goals, we restrict the use of tools and designated task completion rooms in the task descriptions.

**BabyAI (BA)** (Chevalier-Boisvert et al., 2019) is an interactive environment where agents navigate and manipulate objects in a 20x20 grid space. The agent can only see objects within a limited sight and cannot perceive objects in remote rooms. The original implementation represents observations as images and only allows for tensor-based low-level actions such as “0: move left”. We modified it by mapping the original actions to a textual action space and providing textual descriptions of visual observations, as shown in Table 2. Additionally, we implemented a new subgoal-based progress rate for the environments to increase the density of rewards compared to the original reward scores.

#### 4.2 GAME ENVIRONMENTS

Evaluating LLM agents as strategic game playing agents demands strong planning ability of agents. We choose two tasks that are all demanding in planning and making strategies.

**Jericho (JC)** (Hausknecht et al., 2020) is a collection of text-based game environments that evaluate agents to perform adventures in fictional worlds. This task is unique in that it requires strong world modeling ability as agents could only gain information about the magic world through exploration and interaction. The original games are quite long (need 50-300 steps to finish), which is not suitable for LLM agents with fixed context length. To solve this issue, we rewrite the goal of each adventure to restrict the games to be finished within 15 subgoals.

**PDDL (PL)** (Vallati et al., 2015), short for Planning Domain Definition Language, is a set of strategic games defined with PDDL symbolic language. We selected 4 representative game domains, *Gripper*, *Barman*, *Blocksworld*, *Tyreworld* to benchmark LLM agents in diverse scenarios, where the agent needs to move balls across rooms, make cocktails, rearrange blocks and pump up and install new tyres to cars. While the commonly-used environment implementation (Silver & Chitnis, 2020) requires the agent to interact with an environment with PDDL expressions, we write parser rules to offer a text-based observation to agents that allows LLMs to interact with natural language to be consistent with other tasks. We use the  $r_t^{\text{match}}$  as progress rate metric, where the matching score compares the similarity between the properties of current state and the goal state.

#### 4.3 WEB-BASED ENVIRONMENTS

Web agent is expected to navigate the network efficiently and perform diverse tasks amidst highly dynamic, intricate, and multi-turn interactions.

**WebShop (WS)** (Yao et al., 2022) is a network-based simulation environment for e-commerce experiences, featuring a website with 1.18 million actual products, each with distinct labels and attributes. In this environment, the agent is allowed to interact with the system through ‘search[QUERY]’ or ‘click[ELEMENT]’ actions to purchase products matching the instructions. Based on the original implementation method (Yao et al., 2022; Shinn et al., 2023), we have improved the error feedback, including refining the observation for exceeding page limits and interacting with wrong objects. These enhancements contribute to the effective operation of the entire environment and the rationality of multi-step reasoning processes. To measure the distance of the current state to the final goal as the progress rate, we expanded the product scoring rules from Yao et al. (2022) to derive the score at different web pages. Please refer to Appendix G.6 for details.

**WebArena (WA)** (Zhou et al., 2023) is a real web environment containing four applications: online shopping, discussion forums, collaborative development, and business content management. It supports 11 different web browsing actions. The observation space consists of structured web content. Compared to other datasets (Deng et al., 2023; Shi et al., 2017b), WebArena offers multi-round and continuous web browsing interaction simulation. We filtered 245 instances from the original dataset for two main sub-tasks: Site Navigation and Contact & Config, each annotated with the target URLs or required content. To obtain the progress rate, we revised the existing method for calculating the final score (Zhou et al., 2023) and continuously computed the progress rate at each step, fusing the URL matching score with the content matching score, as detailed in Appendix G.7.

#### 4.4 TOOL ENVIRONMENTS

Another application area of LLM agents lies in their synergetic interactions with external tools (Mialon et al., 2023a; Qin et al., 2023a; Shen et al., 2023; Liang et al., 2023). However, existing tool-using benchmarks either do not require complex multi-round interaction (Li et al., 2023) or lack annotated data for progress rate tracking (Qin et al., 2023b; Liu et al., 2023a). In AGENTBOARD, we have established five distinct tool environments that are categorized into two primary groups.

**Tool-Query (TQ)** consists of three sub-environments: Weather Environment, Movie Environment and Academia Environment. Tools involved primarily serve the purpose of querying information about weather, movie and computer science academia. To compute the progress rate  $r_t^{\text{subgoal}}$ , The authors manually identify golden actions for each goal. Outputs returned by executing these golden actions are then processed as subgoals.

**Tool-Operation (TO)** comprises two sub-environments: Todo Environment and Sheet Environment. Tools incorporated within these environments are designed for accessing and manipulating information about personal agendas and spreadsheets. For Todo Environment, we adopt  $r_t^{\text{subgoal}}$  as progress rate metric. Subgoals are annotated following the same methodology as Tool-Query Environments. In the Sheet Environment, progress rate is assessed using the  $r_t^{\text{match}}$ . The authors manually annotate the golden spreadsheet for each goal. After each interaction round, we evaluate the matching score, which is determined by the proportion of cells in current spreadsheet that align with the golden spreadsheet.



Model	Embodied AI			Game		Web		Tool		Avg.
	ALF	SW	BA	JC	PL	WS	WA	TQ	TO	
GPT-4	65.5/43.3	78.8/52.2	70.7/56.2	52.4/35.0	81.2/61.7	76.5/39.0	39.4/15.1	85.1/68.3	80.8/60.0	70.0/47.9
Claude2	34.1/24.6	32.0/11.1	48.1/37.5	20.4/ 0.0	61.4/40.0	74.6/37.8	36.4/ 8.6	73.5/48.3	59.6/27.5	48.9/26.2
GPT-3.5-Turbo	35.6/17.2	31.9/18.9	51.7/39.3	19.9/ 5.0	25.0/ 5.0	76.4/35.1	25.5/ 4.6	69.4/45.0	37.2/ 7.5	41.4/19.7
DeepSeek-67b	34.5/20.9	36.1/10.0	31.7/22.3	13.7/ 0.0	22.0/ 6.7	72.7/31.9	23.9/ 5.7	71.4/40.0	40.5/17.5	38.5/17.2
Text-Davinci-003	18.8/ 9.0	28.9/ 7.8	17.5/14.3	28.6/10.0	31.7/11.7	72.3/29.5	16.2/ 2.5	65.0/38.3	56.2/22.5	37.2/16.2
GPT-3.5-Turbo-16k	25.2/ 4.5	2.2/ 0.0	45.1/33.9	16.1/ 0.0	22.6/ 3.3	73.8/27.9	23.7/ 6.1	59.1/31.7	39.6/15.0	34.2/13.6
Lemur-70b	10.8/ 0.7	33.4/ 5.6	19.4/ 9.8	10.1/ 0.0	9.7/ 3.3	71.8/11.6	12.2/ 3.3	72.0/28.3	37.7/12.5	30.8/ 8.3
CodeLlama-34b	11.3/ 3.0	3.5/ 0.0	19.9/13.4	15.5/ 0.0	18.5/ 3.3	71.7/23.5	21.2/ 4.1	60.0/13.3	48.8/ 7.5	30.0/ 7.6
CodeLlama-13b	13.4/ 2.2	9.6/ 2.2	22.2/17.0	0.0/ 0.0	9.3/ 1.7	65.5/25.9	17.7/ 3.7	52.5/25.0	41.8/12.5	25.8/10.0
Llama2-70b	13.2/ 3.0	2.6/ 0.0	30.0/19.6	7.8/ 0.0	8.1/ 1.7	53.6/13.1	11.6/ 3.3	48.3/ 0.0	38.6/ 0.0	23.8/ 4.5
Mistral-7b	9.8/ 0.0	15.8/ 2.2	20.1/14.3	11.0/ 0.0	4.7/ 0.0	68.2/13.9	13.2/ 1.3	51.0/ 3.3	27.2/ 0.0	24.6/ 3.9
Vicuna-13b-16k	11.0/ 1.5	14.1/ 2.2	14.3/ 5.4	15.2/ 0.0	7.2/ 1.7	73.3/21.9	11.3/ 2.9	34.3/ 3.3	26.9/ 0.0	23.1/ 4.3
Llama2-13b	7.8/ 0.0	1.1/ 0.0	18.1/ 6.2	3.2/ 0.0	4.1/ 0.0	63.5/10.8	7.9/ 2.0	35.1/ 0.0	29.3/ 0.0	18.9/ 2.1

Table 4: Performance of different LLMs across various tasks. The models are sorted in descending order, in terms of progress rates. “A/B” indicates “progress rate” and “success rate” metrics. We benchmark the chat version of the open-weight models, please refer to Appendix D for specific version of the models.

#### 4.5 ANNOTATION VALIDATION

To ensure the quality of our labeled subgoals, we conduct manual validation on the annotated subgoals. We design an interactive UI (Figure 7). We conduct at least two validation rounds. For each task, the first round is self-check, where the annotators play with all of their annotated tasks. In the second round, we asked two graduate students to sample environments and interact with them. During this interaction, annotators are provided with their progress rate. If the progress rate seemed unreasonable to the annotators, the task is recorded and re-annotated. We report our error rate in the second round in Table 10. This indicates that our final annotation has a very low error rate and is of high quality. More details on our data check procedures are provided in Appendix E.

## 5 EXPERIMENTS

We conduct a comprehensive evaluation of popular large language models, including both API-based proprietary models and open-weight models. Firstly, we report the success rate and progress rate of these agents. Then, we perform detailed analysis of the performance of agents and measure the various abilities of LLM agents, as part of the AGENTBOARD evaluation automatically supported by our open-source toolkit.

### 5.1 EVALUATION SETUP

We implement the agent as described in §3.2. We use a one-shot in-context example in our prompt, in addition to task instructions. For the detailed prompt, please refer to Appendix I. We benchmark a series of strong proprietary and open-weight models. For open-weight models, we assess the corresponding chat version of them unless otherwise specified. Please refer to Appendix D for the specific model versions and other setup details such as the decoding strategies.

### 5.2 MAIN RESULTS

**Progress Rate is more informative and discriminative than success rate.** The success rate and progress rate across various tasks and categories are presented in Tables 4. Regarding the overall performance, the progress rate serves as a more effective differentiator between models. For example, Llama2-13b and Mistral-7b exhibit similar success rates (2.1% and 3.9%, respectively), but their progress rates differ significantly: 18.9% for Llama2-13b and 24.6% for Mistral-7b. This disparity suggests that Mistral-7b generally outperforms Llama2-13b. For models with substantial differences in success rates, such as Text-Davinci-003 outperforming Llama2-70b by 11.7% in success rate, Text-Davinci-003 leads the progress rate by 13.4% as well, which indicates the consistency in performance disparity between significantly different models. Investigating the agent performance on specific tasks, progress rate is often able to differentiate models that have similar success rates – for instance, on the Embodied AI and Game categories, the success rates of most of the open-weight models are similarly low, while they are able to make meaningfully different progresses. Also, the success rate can be influenced by specific

Model	Embodied AI			Game		Web		Tool		Avg.
	ALF	SW	BA	JC	PL	WS	WA	TQ	TO	
GPT-4	82.6	22.8	80.3	100.0	93.0	98.3	97.6	97.5	98.5	85.6
Claude2	57.4	11.2	61.6	98.2	71.2	95.9	83.9	93.7	92.3	73.9
GPT-3.5-Turbo	59.2	18.7	62.4	99.8	66.0	90.2	91.3	97.7	91.8	75.2
Deepseek-67b	43.6	12.6	65.4	99.8	62.7	95.4	55.7	93.1	80.5	67.6
Text-Davinci-003	27.3	17.2	15.9	97.9	72.6	97.4	23.7	95.2	82.5	58.9
GPT-3.5-Turbo-16k	57.4	9.2	73.3	100.0	77.6	96.6	81.3	98.0	92.2	76.2
Lemur-70b	15.7	47.8	44.6	97.7	31.0	84.0	82.8	96.5	88.4	65.4
CodeLlama-34b	8.4	0.4	28.0	97.3	43.6	98.3	96.8	97.5	82.8	61.5
CodeLlama-13b	15.8	9.0	34.6	99.7	17.8	78.0	82.1	90.5	79.2	56.3
Llama2-70b	20.8	3.0	42.3	96.7	30.6	59.3	93.6	90.6	70.4	56.4
Mistral-7b	12.1	7.9	33.9	96.2	18.1	83.5	37.5	69.7	35.1	43.8
Vicuna-13b-16k	17.2	24.1	74.5	100.0	59.2	94.1	58.7	97.9	92.2	68.7
Llama2-13b	8.9	8.6	37.4	99.5	56.7	73.5	79.2	86.9	74.1	58.3

Table 5: Grounding accuracy (%) on different categories of tasks.

characteristics of agents, for example, an agent like CodeLlama-34b often fails to generate the action “finish” when performing tool-using tasks, leading to a higher progress rate and lower success rate compared to CodeLlama-13b. In contrast, the progress rate is less susceptible to these agent-specific features as it reflects the overall ability of the agent at each step.

**Proprietary models outperform the open-weight ones.** Unsurprisingly, the performance of proprietary LLMs significantly surpasses that of open-weight models. Notably, GPT-4 outperforms other LLMs by a substantial margin with an average progress rate of 70.0%, particularly in the categories of Games and Embodied AI, where the success rates of open-weight LLMs are nearly zero. Surprisingly, GPT-3.5-Turbo-16k did not perform better than GPT-3.5-Turbo, suggesting that longer context length does not necessarily provide additional benefits in our benchmark. This may be because some tasks are too challenging and the agent struggles to comprehend longer content.

**Strong code skills help agent tasks, with DeepSeek-67b leading the open-weight models.** In the realm of open-weight LLMs, DeepSeek-67b demonstrates relatively superior performance, surpassing Text-Davinci-003 and is comparable with GPT-3.5-Turbo. Code LLMs also show distinct advantage over other open-weight models: CodeLlama-34b outperforms Llama2-70b by 6.2% in terms of progress rate, despite being significantly smaller. Lemur-70b, which is continual pretrained on code, also significantly surpasses Llama2-70b. This suggests that incorporating a greater volume of code in training data may enhance performance in agent tasks. However, all open-weight models exhibit weak performance in the Games category, which demands robust planning abilities, as evidenced by nearly zero success rates across the board. In the Tools category, while the success rates are low, the progress rates are comparatively higher, which implies that open-weight models are effective in utilizing tools but less proficient in summarizing information returned by these tools and delivering the final results.

### 5.3 ANALYTICAL EVALUATION IN AGENTBOARD

As briefly introduced in §3, AGENTBOARD – as a comprehensive evaluation framework with open-source implementation – offers various types of analytical evaluation to help gain a deeper understanding of the agents. In this section, we will adopt such an analytical evaluation to analyze the benchmarked models. These analyses are all supported in our toolkit through interactive visualization in the wandb web panel.

**Grounding accuracy.** LLM agents commonly commit two types of errors: grounding errors, where the generated action cannot be executed, and planning errors, where the action is correct but does not contribute to progress. Errors in generating valid actions indicate a fundamental limitation in the model’s ability to follow instructions and generate actions in the correct format (Zheng et al., 2024). We report the grounding accuracy – the percentage of valid actions – in Table 5. While Text-Davinci-003 and Deepseek-67b show lower grounding accuracy than GPT-3.5-Turbo-16K, they are notably stronger in terms of progress rate and success rate,

Model	Metric	Embodied AI		Game		Web		Tool		Avg.
		Easy	Hard	Easy	Hard	Easy	Hard	Easy	Hard	
GPT-4	Progress	90.6	57.4 $\downarrow 33.2$	70.3	62.6 $\downarrow 7.7$	60.8	55.1 $\downarrow 5.7$	89.3	78.5 $\downarrow 10.8$	62.7 $\downarrow 16.5$
	Success	85.0	24.9 $\downarrow 60.1$	54.2	43.3 $\downarrow 10.9$	32.2	21.8 $\downarrow 10.4$	81.1	52.1 $\downarrow 29.0$	34.4 $\downarrow 31.2$
GPT-3.5-Turbo	Progress	48.8	31.0 $\downarrow 17.8$	31.4	10.5 $\downarrow 20.9$	49.7	50.4 $\uparrow 0.7$	58.3	48.8 $\downarrow 9.5$	34.7 $\downarrow 12.5$
	Success	39.9	11.2 $\downarrow 28.7$	9.2	0.0 $\downarrow 9.2$	25.0	14.4 $\downarrow 10.6$	40.6	14.5 $\downarrow 26.1$	10.1 $\downarrow 19.8$
DeepSeek-67b	Progress	35.8	29.1 $\downarrow 6.7$	28.8	3.8 $\downarrow 25.0$	50.3	45.5 $\downarrow 4.8$	61.0	52.1 $\downarrow 8.9$	32.2 $\downarrow 10.9$
	Success	26.5	7.9 $\downarrow 18.6$	5.6	2.1 $\downarrow 3.5$	22.0	16.6 $\downarrow 5.4$	40.1	20.1 $\downarrow 20.0$	11.3 $\downarrow 12.6$
Lemur-70b	Progress	26.0	15.0 $\downarrow 11.0$	16.0	2.1 $\downarrow 13.9$	46.1	39.1 $\downarrow 7.0$	59.5	51.1 $\downarrow 8.4$	25.5 $\downarrow 10.2$
	Success	9.2	0.3 $\downarrow 8.9$	2.8	0.0 $\downarrow 2.8$	10.7	7.1 $\downarrow 3.6$	31.4	11.8 $\downarrow 19.6$	4.3 $\downarrow 8.7$
CodeLlama-34b	Progress	13.8	6.6 $\downarrow 7.2$	28.0	3.5 $\downarrow 24.5$	48.3	44.5 $\downarrow 3.8$	66.2	45.7 $\downarrow 20.5$	23.0 $\downarrow 13.3$
	Success	7.2	0.9 $\downarrow 6.3$	2.8	0.0 $\downarrow 2.8$	19.6	8.7 $\downarrow 10.9$	19.2	3.6 $\downarrow 15.6$	3.0 $\downarrow 8.6$
Llama2-70b	Progress	13.6	11.0 $\downarrow 2.6$	13.4	1.2 $\downarrow 12.2$	38.4	27.4 $\downarrow 11.0$	45.9	41.8 $\downarrow 4.1$	19.3 $\downarrow 6.9$
	Success	8.5	1.2 $\downarrow 7.3$	1.4	0.0 $\downarrow 1.4$	12.4	3.9 $\downarrow 8.5$	0.0	0.0 $\rightarrow 0.0$	1.3 $\downarrow 4.6$

Table 6: Progress Rate and Success Rate for easy and hard cases.

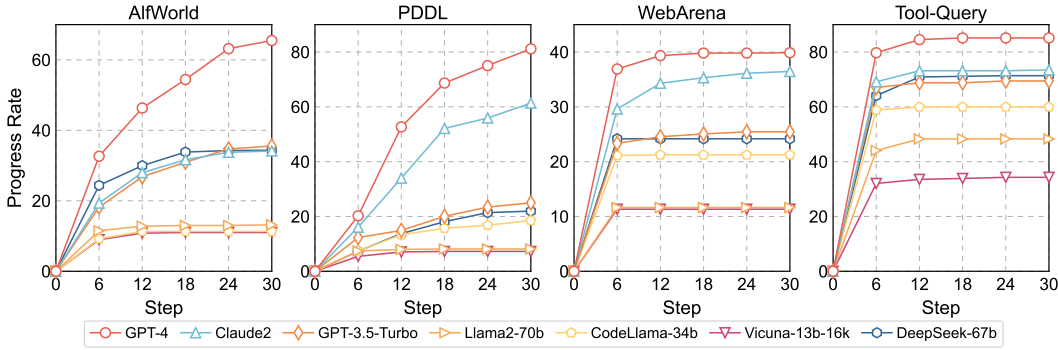


Figure 3: Long-range interaction analysis. Specifically, we report the progress rate w.r.t. step of AlfWorld, PDDL, WebArena and Tool-Query.

indicating their advantage in other abilities. Text-Davinci-003 is notably weak in grounding accuracy, with only 58.9% on average, but its performance in the main results is not far away from GPT-3.5-Turbo. This suggests that the model has limited capability in utilizing tools but is proficient in planning and other subskills. Overall, open-weight models score lower than proprietary models on grounding accuracy. Notably, Vicuna-13b, despite having lower main results compared to other models, achieves an average grounding score of 68.7%, even comparable to Deepseek-67b and Claude2. However, its progress rate is much worse than these models, indicating it has deficiencies in planning, world knowledge, and other subskills, as shown in studies in later sections. It also explains why previous work surprisingly finds instruction tuning alone could not improve agentic abilities (Wang et al., 2023b), as instruction tuning greatly improves the ability of models to follow format and instructions, but stronger abilities to generate executable actions do not guarantee improved overall performance.

**Performance breakdown for hard and easy examples.** For each of the task, we divide the environments into “hard” and “easy” categories based on the number of subgoals/ conditions to satisfy in goal state as indicated in Table 3. The results are reported in Table 6. Unsurprisingly, all models suffer from significant average performance drop on hard examples, which aligns with the findings in Dziri et al. (2023), that even the most robust LLMs such as GPT-4 are vulnerable in terms of task compositionality. We note that the performance on hard examples could be more important than the average scores since it is closer to realistic settings where a significant number of subgoals are present to complete the final task.

**Long-Range Interaction.** One important characteristic of LLM agents is their ability to engage in multi-round interactions, allowing them to continuously gather information and make progress. Here, we analyze how the models proceed across long-range interactions. Specifically, we calculate the progress rate relative to the number of interaction steps, as shown in Figure 3. We observe that proprietary models such as GPT-4, Claude2, and GPT-3.5-Turbo continue to gain progress

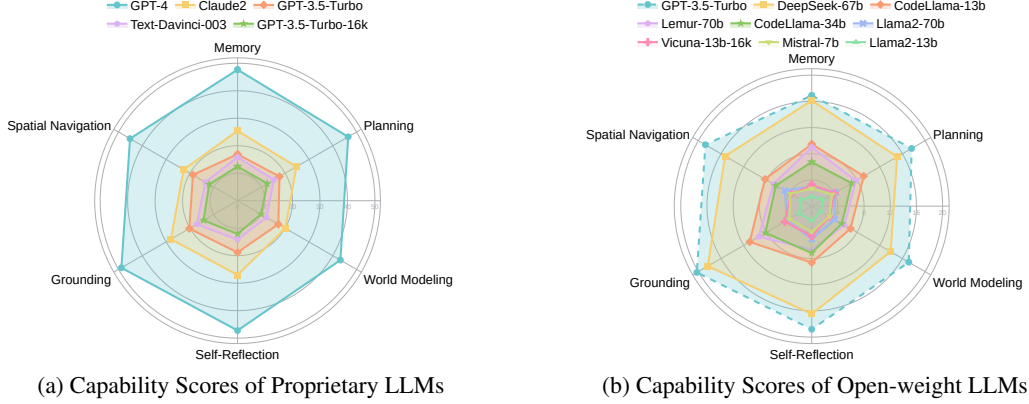


Figure 4: The capability scores of different LLMs.

Tasks	Minimum	GPT-4	GPT-3.5-Turbo	Llama2-70b	CodeLlama-34b	Vicuna-13b
Babyai - UnlocktoUnlock	3	1	1.25	1	1.25	1
Babyai - FindObjs5	3	2	3.5	2	2	1
Babyai - Keycorridor	3	3	2.5	1.5	1.75	1.25
Alfworld	3	5.625	5.125	1.75	0.125	1
Jericho - Zork1	5	5	5	1	5	1
Jericho - Zork2	6	6	2	1	3	3
Jericho - Zork3	11	6	4	3	2	1

Table 7: Comparison of the number of locations(room in babyai, containers in alfworld, and places in Jericho) explored by models. The minimum column states the least number of locations need to explore on average in order to finish the tasks.

across 30 steps in tasks of Alfworld and PDDL. In contrast, in WebArena and Tool, they rapidly reach a peak progress rate and then cease to gain further rewards. This trend may be due to the fact that tasks in Embodied AI and Games generally require more steps to complete. Also, later stages of Webarena problems are hard to accomplish, even for GPT-4, leading to saturation of performance after a few turns. Open-weight models, however, reach their peak progress rate early and most of them except DeepSeek-67b stop making progresses after around 6 steps. This phenomenon suggests that these models may be limited in handling long-range interactions. Longer interaction steps increase reasoning complexity and require extended context length, which can pose challenges for these models.

**Sub-skill analysis.** We aim to assess LLMs across several facets: *memory* that measures incorporating long-range information in context, *planning* that assesses decomposing complex goals into manageable sub-goals, *world modeling* which tests knowledge necessary for task completion, *retrospection* that captures the ability to use environmental feedback, *grounding* that focuses on competency in generating valid actions, and *spatial navigation* that represents efficiency in moving to a target location). Inspired by SmartPlay (Wu et al., 2023), we manually devise a subskill scoring table as detailed in Table 8: For each sub-skill  $d$ , a task  $t$  is allocated a weight  $\alpha_d^t$ , which represents the extent to which task  $t$  requires sub-skill  $d$ . The capability score along sub-skill  $d$  is then computed as  $\sum_{t \in \mathcal{T}} \alpha_d^t s^t$ , where  $s^t$  denotes the success rate for task  $t$ , and  $\mathcal{T}$  denotes all available tasks. As shown in Figure 4, GPT-4 demonstrates exceptional performance in all dimensions, markedly outperforming other LLMs. Typically, proprietary LLMs have a comprehensive edge over open-weight models, showing well-rounded abilities. However, open-weight LLMs tend to show deficiencies in self-reflection, world modeling, and planning.

**Exploration Behavior.** We examine the exploration behavior of models in various environments, as illustrated in Table 7. The ability of agents to explore plays a significant role in their performance in partially-observable environments, as diverse exploration trajectories enable agents to acquire all the necessary information. We compare the number of locations explored by models, including rooms in BabyAI, containers in AlfWorld, and places in Jericho. This metric reflects the models'

exploration capabilities. Most models are unable to explore the minimum number of locations necessary to complete the goal. GPT-3.5-Turbo demonstrates performance comparable to GPT-4 in this score. Among the open-weight models, Llama2-70b and CodeLlama-34b show similar performance and both outperform Vicuna-13b, consistent with progress rate and success rate. Detailed analysis on exploration behavior is not currently implemented in our AGENTBOARD framework since it is feasible for some environments.

## 6 VISUALIZATION PANEL FOR LLM AGENT ANALYSIS: A CASE STUDY

As described in §3, we use WandB as the platform for our visualization panel. The panel comprises a summary board for overall metrics, and task boards for the analysis of each task. The panel includes aforementioned analytical evaluation in §5. As shown in the example panel in Figure 6, for GPT-4, we have GPT-4 as *Current Run*, and 6 other models as baselines for comparison. We first look at the summary board, showing GPT-4 outperforms all baselines by a large margin in terms of overall metrics. Also, GPT-4 demonstrates high capability score on all 6 subskills. From the radar plot “summary/all results” we can see that GPT-4 performs the worst on Jericho and WebArena, and we can check their respective task board for more information. In the Jericho task board, it is evident that although the performance metrics of GPT-4 are relatively low, it still outperforms other baselines. However, the performance notably declines for challenging examples, as indicated in the “jericho/progress rate w.r.t difficulty” bar plot. To further investigate, we can examine the trajectory of several failed cases in the “jericho/predictions” table. For instance, in the “zenon” sub-task, the agent successfully unlocks the cell door but fails to distract the guards, resulting in an inability to escape. This failure can be attributed to the limited exploration ability of the agent, as it should have explored the available gadgets in the room to distract the guards.

## 7 CONCLUSION

In this work, we introduce AGENTBOARD as a benchmark for evaluating generalist LLM agents. In addition to being a benchmark, AGENTBOARD offers an open-source, analytical evaluation framework that facilitates easy customization, unified metrics, and comprehensive analysis from diverse aspects. Such analytical evaluation is equipped with an interactive visualization web panel, allowing users to efficiently explore the evaluation and gain a deeper understanding of the agents of interest. Overall, AGENTBOARD aims to facilitate detailed evaluation and understanding of LLM agents, driving further advancements in the field.

## ACKNOWLEDGEMENT

We thank Tao Yu, Shuyan Zhou for providing valuable comments on research questions and experimental design. We thank Yiheng Xu, Haiteng Zhao and Hongjin Su for early stage beta testing. Zhihao Zhu and Yaohui Jin are with the MoE Key Lab of Artificial Intelligence, AI Institute, Shanghai Jiao Tong University, and Zhihao Zhu is supported by Shanghai Municipal Science and Technology Major Project (2021SHZDZX0102) and the Fundamental Research Funds for the Central Universities. We thank wandb for free logging and backing the engine of AGENTBOARD.

## REFERENCES

- Michael Ahn, Anthony Brohan, Noah Brown, Yevgen Chebotar, Omar Cortes, Byron David, Chelsea Finn, Chuyuan Fu, Keerthana Gopalakrishnan, Karol Hausman, et al. Do as i can, not as i say: Grounding language in robotic affordances. *ArXiv preprint*, abs/2204.01691, 2022. URL <https://arxiv.org/abs/2204.01691>.
- Anthropic. Introducing claude, 2023. URL <https://www.anthropic.com/index/introducing-claude>.
- Daniil A Boiko, Robert MacKnight, Ben Kline, and Gabe Gomes. Autonomous chemical research with large language models. *Nature*, 624(7992):570–578, 2023.

- Harrison Chase. Langchain, 2022. URL <https://github.com/langchain-ai/langchain>.
- Maxime Chevalier-Boisvert, Dzmitry Bahdanau, Salem Lahlou, Lucas Willems, Chitwan Saharia, Thien Huu Nguyen, and Yoshua Bengio. Babyai: A platform to study the sample efficiency of grounded language learning. In *7th International Conference on Learning Representations, ICLR 2019, New Orleans, LA, USA, May 6-9, 2019*. OpenReview.net, 2019. URL <https://openreview.net/forum?id=rJeXCo0cYX>.
- Wei-Lin Chiang, Zhuohan Li, Zi Lin, Ying Sheng, Zhanghao Wu, Hao Zhang, Lianmin Zheng, Siyuan Zhuang, Yonghao Zhuang, Joseph E Gonzalez, et al. Vicuna: An open-source chatbot impressing gpt-4 with 90%\* chatgpt quality. See <https://vicuna.lmsys.org> (accessed 14 April 2023), 2023.
- DeepSeek-AI, :, Xiao Bi, Deli Chen, Guanting Chen, Shanhuang Chen, Damai Dai, Chengqi Deng, Honghui Ding, Kai Dong, Qiushi Du, Zhe Fu, Huazuo Gao, Kaige Gao, Wenjun Gao, Ruiqi Ge, Kang Guan, Daya Guo, Jianzhong Guo, Guangbo Hao, Zhewen Hao, Ying He, Wenjie Hu, Panpan Huang, Erhang Li, Guowei Li, Jiashi Li, Yao Li, Y. K. Li, Wenfeng Liang, Fangyun Lin, A. X. Liu, Bo Liu, Wen Liu, Xiaodong Liu, Xin Liu, Yiyuan Liu, Haoyu Lu, Shanghao Lu, Fuli Luo, Shirong Ma, Xiaotao Nie, Tian Pei, Yishi Piao, Junjie Qiu, Hui Qu, Tongzheng Ren, Zehui Ren, Chong Ruan, Zhangli Sha, Zhihong Shao, Junxiao Song, Xuecheng Su, Jingxiang Sun, Yaofeng Sun, Minghui Tang, Bingxuan Wang, Peiyi Wang, Shiyu Wang, Yaohui Wang, Yongji Wang, Tong Wu, Y. Wu, Xin Xie, Zhenda Xie, Ziwei Xie, Yiliang Xiong, Hanwei Xu, R. X. Xu, Yanhong Xu, Dejian Yang, Yuxiang You, Shuiping Yu, Xingkai Yu, B. Zhang, Haowei Zhang, Lecong Zhang, Liyue Zhang, Mingchuan Zhang, Minghua Zhang, Wentao Zhang, Yichao Zhang, Chenggang Zhao, Yao Zhao, Shangyan Zhou, Shunfeng Zhou, Qihao Zhu, and Yuheng Zou. DeepSeek LLM: Scaling open-source language models with longtermism, 2024.
- Xiang Deng, Yu Gu, Boyuan Zheng, Shijie Chen, Samuel Stevens, Boshi Wang, Huan Sun, and Yu Su. Mind2web: Towards a generalist agent for the web. *ArXiv preprint*, abs/2306.06070, 2023. URL <https://arxiv.org/abs/2306.06070>.
- Danny Driess, Fei Xia, Mehdi SM Sajjadi, Corey Lynch, Aakanksha Chowdhery, Brian Ichter, Ayzan Wahid, Jonathan Tompson, Quan Vuong, Tianhe Yu, et al. Palm-e: An embodied multi-modal language model. *ArXiv preprint*, abs/2303.03378, 2023. URL <https://arxiv.org/abs/2303.03378>.
- Nouha Dziri, Ximing Lu, Melanie Sclar, Xiang Lorraine Li, Liwei Jian, Bill Yuchen Lin, Peter West, Chandra Bhagavatula, Ronan Le Bras, Jena D Hwang, et al. Faith and fate: Limits of transformers on compositionality. *ArXiv preprint*, abs/2305.18654, 2023. URL <https://arxiv.org/abs/2305.18654>.
- Yu Gu, Xiang Deng, and Yu Su. Don’t generate, discriminate: A proposal for grounding language models to real-world environments. *ArXiv preprint*, abs/2212.09736, 2022. URL <https://arxiv.org/abs/2212.09736>.
- Matthew J. Hausknecht, Prithviraj Ammanabrolu, Marc-Alexandre Côté, and Xingdi Yuan. Interactive fiction games: A colossal adventure. In *The Thirty-Fourth AAAI Conference on Artificial Intelligence, AAAI 2020, The Thirty-Second Innovative Applications of Artificial Intelligence Conference, IAAI 2020, The Tenth AAAI Symposium on Educational Advances in Artificial Intelligence, EAAI 2020, New York, NY, USA, February 7-12, 2020*, pp. 7903–7910. AAAI Press, 2020. URL <https://aaai.org/ojs/index.php/AAAI/article/view/6297>.
- Dan Hendrycks, Collin Burns, Saurav Kadavath, Akul Arora, Steven Basart, Eric Tang, Dawn Song, and Jacob Steinhardt. Measuring mathematical problem solving with the math dataset. *ArXiv preprint*, abs/2103.03874, 2021. URL <https://arxiv.org/abs/2103.03874>.
- Albert Q Jiang, Alexandre Sablayrolles, Arthur Mensch, Chris Bamford, Devendra Singh Chaplot, Diego de las Casas, Florian Bressand, Gianna Lengyel, Guillaume Lample, Lucile Saulnier, et al. Mistral 7b. *ArXiv preprint*, abs/2310.06825, 2023. URL <https://arxiv.org/abs/2310.06825>.

- Megan Kinniment, Lucas Jun Koba Sato, Haoxing Du, Brian Goodrich, Max Hasin, Lawrence Chan, Luke Harold Miles, Tao R Lin, Hjalmar Wijk, Joel Burget, et al. Evaluating language-model agents on realistic autonomous tasks. *ArXiv preprint*, abs/2312.11671, 2023. URL <https://arxiv.org/abs/2312.11671>.
- Woosuk Kwon, Zhuohan Li, Siyuan Zhuang, Ying Sheng, Lianmin Zheng, Cody Hao Yu, Joseph Gonzalez, Hao Zhang, and Ion Stoica. Efficient memory management for large language model serving with pagedattention. In *Proceedings of the 29th Symposium on Operating Systems Principles*, pp. 611–626, 2023.
- Tamera Lanham, Anna Chen, Ansh Radhakrishnan, Benoit Steiner, Carson Denison, Danny Hernandez, Dustin Li, Esin Durmus, Evan Hubinger, Jackson Kernion, et al. Measuring faithfulness in chain-of-thought reasoning. *ArXiv preprint*, abs/2307.13702, 2023. URL <https://arxiv.org/abs/2307.13702>.
- Yann LeCun. A path towards autonomous machine intelligence version 0.9. 2, 2022-06-27. *Open Review*, 62, 2022.
- Minghao Li, Feifan Song, Bowen Yu, Haiyang Yu, Zhoujun Li, Fei Huang, and Yongbin Li. Api-bank: A benchmark for tool-augmented llms. *ArXiv preprint*, abs/2304.08244, 2023. URL <https://arxiv.org/abs/2304.08244>.
- Yaobo Liang, Chenfei Wu, Ting Song, Wenshan Wu, Yan Xia, Yu Liu, Yang Ou, Shuai Lu, Lei Ji, Shaoguang Mao, et al. Taskmatrix. ai: Completing tasks by connecting foundation models with millions of apis. *ArXiv preprint*, abs/2303.16434, 2023. URL <https://arxiv.org/abs/2303.16434>.
- Yen-Ting Lin and Yun-Nung Chen. Llm-eval: Unified multi-dimensional automatic evaluation for open-domain conversations with large language models. *ArXiv preprint*, abs/2305.13711, 2023. URL <https://arxiv.org/abs/2305.13711>.
- Xiao Liu, Hao Yu, Hanchen Zhang, Yifan Xu, Xuanyu Lei, Hanyu Lai, Yu Gu, Hangliang Ding, Kaiwen Men, Kejuan Yang, et al. Agentbench: Evaluating llms as agents. *ArXiv preprint*, abs/2308.03688, 2023a. URL <https://arxiv.org/abs/2308.03688>.
- Zhiwei Liu, Weiran Yao, Jianguo Zhang, Le Xue, Shelby Heinecke, Rithesh Murthy, Yihao Feng, Zeyuan Chen, Juan Carlos Niebles, Devansh Arpit, et al. Bolaa: Benchmarking and orchestrating llm-augmented autonomous agents. *ArXiv preprint*, abs/2308.05960, 2023b. URL <https://arxiv.org/abs/2308.05960>.
- Aman Madaan, Niket Tandon, Prakhar Gupta, Skyler Hallinan, Luyu Gao, Sarah Wiegrefe, Uri Alon, Nouha Dziri, Shrimai Prabhumoye, Yiming Yang, et al. Self-refine: Iterative refinement with self-feedback. *ArXiv preprint*, abs/2303.17651, 2023. URL <https://arxiv.org/abs/2303.17651>.
- Grégoire Mialon, Roberto Dessì, Maria Lomeli, Christoforos Nalmpantis, Ram Pasunuru, Roberta Raileanu, Baptiste Rozière, Timo Schick, Jane Dwivedi-Yu, Asli Celikyilmaz, et al. Augmented language models: a survey. *ArXiv preprint*, abs/2302.07842, 2023a. URL <https://arxiv.org/abs/2302.07842>.
- Grégoire Mialon, Clémentine Fourier, Craig Swift, Thomas Wolf, Yann LeCun, and Thomas Scialom. Gaia: a benchmark for general ai assistants. *ArXiv preprint*, abs/2311.12983, 2023b. URL <https://arxiv.org/abs/2311.12983>.
- Reiichiro Nakano, Jacob Hilton, Suchir Balaji, Jeff Wu, Long Ouyang, Christina Kim, Christopher Hesse, Shantanu Jain, Vineet Kosaraju, William Saunders, et al. Webgpt: Browser-assisted question-answering with human feedback. *ArXiv preprint*, abs/2112.09332, 2021. URL <https://arxiv.org/abs/2112.09332>.
- OpenAI. Introducing chatgpt, 2022. URL <https://openai.com/blog/chatgpt>.
- OpenAI. Gpt-4 technical report. *arXiv*, pp. 2303–08774, 2023.

- Long Ouyang, Jeffrey Wu, Xu Jiang, Diogo Almeida, Carroll Wainwright, Pamela Mishkin, Chong Zhang, Sandhini Agarwal, Katarina Slama, Alex Ray, et al. Training language models to follow instructions with human feedback. *Advances in Neural Information Processing Systems*, 35: 27730–27744, 2022.
- Aloïs Pourchot and Olivier Sigaud. CEM-RL: combining evolutionary and gradient-based methods for policy search. In *7th International Conference on Learning Representations, ICLR 2019, New Orleans, LA, USA, May 6-9, 2019*. OpenReview.net, 2019. URL <https://openreview.net/forum?id=BkeU5j0ctQ>.
- Martin L Puterman. Markov decision processes. *Handbooks in operations research and management science*, 2:331–434, 1990.
- Yujia Qin, Shengding Hu, Yankai Lin, Weize Chen, Ning Ding, Ganqu Cui, Zheni Zeng, Yufei Huang, Chaojun Xiao, Chi Han, et al. Tool learning with foundation models. *ArXiv preprint*, abs/2304.08354, 2023a. URL <https://arxiv.org/abs/2304.08354>.
- Yujia Qin, Shihao Liang, Yining Ye, Kunlun Zhu, Lan Yan, Yaxi Lu, Yankai Lin, Xin Cong, Xiangru Tang, Bill Qian, et al. Toolllm: Facilitating large language models to master 16000+ real-world apis. *ArXiv preprint*, abs/2307.16789, 2023b. URL <https://arxiv.org/abs/2307.16789>.
- Scott Reed, Konrad Zolna, Emilio Parisotto, Sergio Gomez Colmenarejo, Alexander Novikov, Gabriel Barth-Maron, Mai Gimenez, Yury Sulsky, Jackie Kay, Jost Tobias Springenberg, et al. A generalist agent. *ArXiv preprint*, abs/2205.06175, 2022. URL <https://arxiv.org/abs/2205.06175>.
- Toran Bruce Richards. Significant-gravitas/autogpt: An experimental open-source attempt to make gpt-4 fully autonomous., 2023. URL <https://github.com/Significant-Gravitas/AutoGPT>.
- Baptiste Roziere, Jonas Gehring, Fabian Gloeckle, Sten Sootla, Itai Gat, Xiaoqing Ellen Tan, Yossi Adi, Jingyu Liu, Tal Remez, Jérémy Rapin, et al. Code llama: Open foundation models for code. *ArXiv preprint*, abs/2308.12950, 2023. URL <https://arxiv.org/abs/2308.12950>.
- Stuart Russell and Peter Norvig. Ai a modern approach. *Learning*, 2(3):4, 2005.
- Yongliang Shen, Kaitao Song, Xu Tan, Dongsheng Li, Weiming Lu, and Yueting Zhuang. Hugging-gpt: Solving ai tasks with chatgpt and its friends in huggingface. *ArXiv preprint*, abs/2303.17580, 2023. URL <https://arxiv.org/abs/2303.17580>.
- Tianlin Shi, Andrej Karpathy, Linxi Fan, Jonathan Hernandez, and Percy Liang. World of bits: An open-domain platform for web-based agents. In Doina Precup and Yee Whye Teh (eds.), *Proceedings of the 34th International Conference on Machine Learning, ICML 2017, Sydney, NSW, Australia, 6-11 August 2017*, volume 70 of *Proceedings of Machine Learning Research*, pp. 3135–3144. PMLR, 2017a. URL <http://proceedings.mlr.press/v70/shi17a.html>.
- Tianlin Shi, Andrej Karpathy, Linxi Fan, Jonathan Hernandez, and Percy Liang. World of bits: An open-domain platform for web-based agents. In Doina Precup and Yee Whye Teh (eds.), *Proceedings of the 34th International Conference on Machine Learning, ICML 2017, Sydney, NSW, Australia, 6-11 August 2017*, volume 70 of *Proceedings of Machine Learning Research*, pp. 3135–3144. PMLR, 2017b. URL <http://proceedings.mlr.press/v70/shi17a.html>.
- Noah Shinn, Federico Cassano, Ashwin Gopinath, Karthik R Narasimhan, and Shunyu Yao. Reflexion: Language agents with verbal reinforcement learning. In *Thirty-seventh Conference on Neural Information Processing Systems*, 2023.
- Mohit Shridhar, Xingdi Yuan, Marc-Alexandre Côté, Yonatan Bisk, Adam Trischler, and Matthew J. Hausknecht. Alfworld: Aligning text and embodied environments for interactive learning. In *9th International Conference on Learning Representations, ICLR 2021, Virtual Event, Austria, May 3-7, 2021*. OpenReview.net, 2021. URL <https://openreview.net/forum?id=0IOX0YcCdTn>.



- Tom Silver and Rohan Chitnis. Pddl-gym: Gym environments from pddl problems. *ArXiv preprint*, abs/2002.06432, 2020. URL <https://arxiv.org/abs/2002.06432>.
- Chan Hee Song, Jiaman Wu, Clayton Washington, Brian M Sadler, Wei-Lun Chao, and Yu Su. Llm-planner: Few-shot grounded planning for embodied agents with large language models. In *Proceedings of the IEEE/CVF International Conference on Computer Vision*, pp. 2998–3009, 2023.
- Hugo Touvron, Thibaut Lavril, Gautier Izacard, Xavier Martinet, Marie-Anne Lachaux, Timothée Lacroix, Baptiste Rozière, Naman Goyal, Eric Hambro, Faisal Azhar, et al. Llama: Open and efficient foundation language models. *ArXiv preprint*, abs/2302.13971, 2023. URL <https://arxiv.org/abs/2302.13971>.
- Mauro Vallati, Lukas Chrapa, Marek Grześ, Thomas Leo McCluskey, Mark Roberts, Scott Sanner, et al. The 2014 international planning competition: Progress and trends. *Ai Magazine*, 36(3): 90–98, 2015.
- Guanzhi Wang, Yuqi Xie, Yunfan Jiang, Ajay Mandlekar, Chaowei Xiao, Yuke Zhu, Linxi Fan, and Anima Anandkumar. Voyager: An open-ended embodied agent with large language models. *ArXiv preprint*, abs/2305.16291, 2023a. URL <https://arxiv.org/abs/2305.16291>.
- Ruoyao Wang, Peter Jansen, Marc-Alexandre Côté, and Prithviraj Ammanabrolu. ScienceWorld: Is your agent smarter than a 5th grader? In *Proceedings of the 2022 Conference on Empirical Methods in Natural Language Processing*, pp. 11279–11298, Abu Dhabi, United Arab Emirates, 2022. Association for Computational Linguistics. URL <https://aclanthology.org/2022.emnlp-main.775>.
- Xingyao Wang, Zihan Wang, Jiateng Liu, Yangyi Chen, Lifan Yuan, Hao Peng, and Heng Ji. Mint: Evaluating llms in multi-turn interaction with tools and language feedback. *ArXiv preprint*, abs/2309.10691, 2023b. URL <https://arxiv.org/abs/2309.10691>.
- Jason Wei, Yi Tay, Rishi Bommasani, Colin Raffel, Barret Zoph, Sebastian Borgeaud, Dani Yogatama, Maarten Bosma, Denny Zhou, Donald Metzler, et al. Emergent abilities of large language models. *ArXiv preprint*, abs/2206.07682, 2022. URL <https://arxiv.org/abs/2206.07682>.
- Yue Wu, Xuan Tang, Tom M Mitchell, and Yuanzhi Li. Smartplay: A benchmark for llms as intelligent agents. *ArXiv preprint*, abs/2310.01557, 2023. URL <https://arxiv.org/abs/2310.01557>.
- Tianbao Xie, Fan Zhou, Zhoujun Cheng, Peng Shi, Luoxuan Weng, Yitao Liu, Toh Jing Hua, Junning Zhao, Qian Liu, Che Liu, et al. Openagents: An open platform for language agents in the wild. *ArXiv preprint*, abs/2310.10634, 2023. URL <https://arxiv.org/abs/2310.10634>.
- Qiantong Xu, Fenglu Hong, Bo Li, Changran Hu, Zhengyu Chen, and Jian Zhang. On the tool manipulation capability of open-source large language models. *ArXiv preprint*, abs/2305.16504, 2023a. URL <https://arxiv.org/abs/2305.16504>.
- Yiheng Xu, Hongjin Su, Chen Xing, Boyu Mi, Qian Liu, Weijia Shi, Binyuan Hui, Fan Zhou, Yitao Liu, Tianbao Xie, et al. Lemur: Harmonizing natural language and code for language agents. *ArXiv preprint*, abs/2310.06830, 2023b. URL <https://arxiv.org/abs/2310.06830>.
- Zhao Yang, Jiaxuan Liu, Yucheng Han, Xin Chen, Zebiao Huang, Bin Fu, and Gang Yu. Appagent: Multimodal agents as smartphone users. *ArXiv preprint*, abs/2312.13771, 2023. URL <https://arxiv.org/abs/2312.13771>.
- Shunyu Yao, Howard Chen, John Yang, and Karthik Narasimhan. Webshop: Towards scalable real-world web interaction with grounded language agents. *Advances in Neural Information Processing Systems*, 35:20744–20757, 2022.

- Shunyu Yao, Jeffrey Zhao, Dian Yu, Nan Du, Izhak Shafran, Karthik R Narasimhan, and Yuan Cao. ReAct: Synergizing reasoning and acting in language models. In *The Eleventh International Conference on Learning Representations*, 2023. URL [https://openreview.net/forum?id=WE\\_vluYUL-X](https://openreview.net/forum?id=WE_vluYUL-X).
- Junjie Ye, Guanyu Li, Songyang Gao, Caishuang Huang, Yilong Wu, Sixian Li, Xiaoran Fan, Shihan Dou, Qi Zhang, Tao Gui, et al. Tooleyes: Fine-grained evaluation for tool learning capabilities of large language models in real-world scenarios. *ArXiv preprint*, abs/2401.00741, 2024. URL <https://arxiv.org/abs/2401.00741>.
- Zhuosheng Zhang, Yao Yao, Aston Zhang, Xiangru Tang, Xinbei Ma, Zhiwei He, Yiming Wang, Mark Gerstein, Rui Wang, Gongshen Liu, et al. Igniting language intelligence: The hitchhiker’s guide from chain-of-thought reasoning to language agents. *ArXiv preprint*, abs/2311.11797, 2023. URL <https://arxiv.org/abs/2311.11797>.
- Boyuan Zheng, Boyu Gou, Jihyung Kil, Huan Sun, and Yu Su. Gpt-4v(ision) is a generalist web agent, if grounded. *ArXiv preprint*, abs/2401.01614, 2024. URL <https://arxiv.org/abs/2401.01614>.
- Shuyan Zhou, Frank F Xu, Hao Zhu, Xuhui Zhou, Robert Lo, Abishek Sridhar, Xianyi Cheng, Yonatan Bisk, Daniel Fried, Uri Alon, et al. Webarena: A realistic web environment for building autonomous agents. *ArXiv preprint*, abs/2307.13854, 2023. URL <https://arxiv.org/abs/2307.13854>.

## APPENDIX

### A AUTHOR CONTRIBUTIONS

**Code Implementation** Chang Ma implemented the code base for AgentBoard framework. The code for different tasks is implemented by respective person in charge: Junlei Zhang (Alfworld, ScienceWorld), Chang Ma (BabyAI, Jericho and PDDL), Zhihao Zhu (WebShop and WebArena), Cheng Yang (Tool-Query and Tool-Operation). The website was implemented by Zhihao Zhu and the visualization panel was implemented by Chang Ma. The code of Alfworld, ScienceWorld, PDDL Gym, WebShop, WebArena and Mint sped up the implementation.

**Task Unification** Junlei Zhang, Chang Ma, Cheng Yang, Zhihao Zhu implemented the tasks into environmental interaction format, provided labels for respective tasks, adapted the metrics, and verified the performances. Chang Ma, Junlei Zhang, Junxian He additionally verified the tasks to be unified.

**Paper writing** Chang Ma and Junxian He finished introduction and methodology sections of the paper. Junlei Zhang and Chang Ma wrote the experiments section. Cheng Yang provided all the visualizations shown in the paper. Cheng Yang, Zhihao Zhu added results and analysis for their corresponding parts. Junxian He carefully reviewed and revised the paper and gave feedback for multiple rounds. Other authors help proofread and provide feedbacks.

**Experiments** Chang Ma and Junlei Zhang co-lead the evaluation of the models. Zhihao Zhu conducted all the evaluations on web tasks. Cheng Yang conducted evaluation on tool tasks for several models and conducted experiments on analysis and visualization.

**Data Collection and Human Annotation** Data for task examples and progress rate annotation for each task is collected and annotated with one person in charge, and verified by at least two others: Junlei Zhang led data collection and annotation for ScienceWorld, Alfworld; Chang Ma led data collection and annotation for BabyAI, Jericho and PDDL; Zhihao Zhu led data collection and annotation for WebShop, WebArena and Sheet task in Tool-Operation; Cheng Yang led data collection and annotation for Tool-Query and Tool-Operation. Junlei Zhang led data validation for BabyAI and Tool-Query; Chang Ma led data validation for ScienceWorld and WebShop; Zhihao Zhu led data validation for Jericho, PDDL and Tool-Operation; Cheng Yang led data validation for ScienceWorld and WebArena.

Junxian He is the main advisor of this project.

### B SUB-SKILL TABLE

Table 8 shows the criteria for dimension scoring and dimension scores for each task in AGENTBOARD.

### C VISUALIZATION PANEL

The visualization panel supported by AGENTBOARD is shown in Figure 5. We provide a detailed explanation of panel features and usage tutorial in WandB blog<sup>4</sup>.

We provide a case study in Figure 6 to show example usage of AGENTBOARD.

### D DETAILS OF EVALUATED LLMs

#### D.1 EVALUATION SETUP

We use greedy decoding strategy and set temperature to zero for better replicacy, and all LLMs are implemented with vLLM (Kwon et al., 2023) architecture, which has 10× acceleration over huggingface inference. During prompting, we keep the most recent interaction histories within the

<sup>4</sup>This is a link to WandB tutorial

	AlfWorld	ScienceWorld	BabyAI	Jericho	PDDL	WebShop	WebArena	Tool-Query	Tool-Operation
<b>Memory</b>									
1. Could finish tasks within 2k tokens	1	2	1	1	2	1	3	2	3
2. Could finish task within 4k tokens									
3. Otherwise									
<b>Planning</b>									
1. $\leq 3$ subgoals on average	1	2	2	3	3	2	3	2	2
2. $\leq 5$ subgoals on average									
3. Otherwise									
<b>World Modeling</b>									
1. Requires no additional knowledge other than instruction									
2. Requires knowledge of the environment from exploration	3	3	2	3	1	1	3	1	1
3. Requires commonsense knowledge in addition to knowledge from environment									
<b>Self-Reflection</b>									
1. Detailed feedback and error message with instruction for the next step.									
2. Not very detailed feedback and error message	3	2	2	1	3	2	2	1	1
3. No error message, e.g. "no change in state"									
<b>Grounding</b>									
1. No specific action format is required, could recognize similar actions	2	3	2	1	3	3	3	3	3
2. Action format is required									
3. Action format hard to follow									
<b>Spatial Navigation</b>									
0. No spatial navigation	2	2	2	2	1	1	2	1	1
1. 2D navigation									

Table 8: The subskill scores associated with each task in AGENTBOARD.

Model Name	Model Code/API
GPT-4 (OpenAI, 2023)	Azure api: gpt-4 (version: 2023-05-15)
GPT-3.5-Turbo (OpenAI, 2022)	Azure api: gpt-35-turbo
GPT-3.5-Turbo-16k (OpenAI, 2022)	Azure api: gpt-35-turbo-16k
Claude2 (Anthropic, 2023)	Anthropic api: claude-2 (version: 2023-06-01)
Text-Davinci-003 (Ouyang et al., 2022)	Azure api: text-davinci-003
Mistral-7b (Jiang et al., 2023)	mistralai/Mistral-7B-v0.1
CodeLlama-13b (Roziere et al., 2023)	codellama/CodeLlama-13b-Instruct-hf
CodeLlama-34b (Roziere et al., 2023)	codellama/CodeLlama-34b-Instruct-hf
Llama2-13b (Touvron et al., 2023)	meta-llama/llama2-13b-chat-hf
Llama2-70b (Touvron et al., 2023)	meta-llama/llama2-70b-chat-hf
Vicuna-13b-16k (Chiang et al., 2023)	lmsys/vicuna-13b-v1.5-16k
Lemur-70b (Xu et al., 2023b)	OpenLemur/lemur-70b-chat-v1
DeepSeek-67b (DeepSeek-AI et al., 2024)	deepseek-ai/deepseek-llm-67b-chat

Table 9: Model code/API of our evaluated models.

maximum context length of the model. For models with different versions of checkpoints, we choose the version with best instruction following ability, with chat SFT and alignment. The following are the specific models we assess in the experiments.

## D.2 DETAILS OF MODELS

We list our evaluated models in Table 9.

## E DATA QUALITY CONTROL

To ensure the quality of labeled sub-goals, we conducted three rounds of data verification for each labeled sub-goal. We developed an interactive interface through which inspectors complete tasks and observe the reward scores obtained at each step. If the inspector deems the reward score assigned during interaction with an environment to be unreasonable, additional annotators will engage in a discussion to determine if modifications to the labeled sub-goals are necessary.

The first round of verification is a self-check. Each annotator is required to carefully review the labeled tasks in every environment they are responsible for. The second round involves a sampled inspection by two annotators for each task. They examine a sample of 5-10 items from different sub-tasks within the task and document the proportion of issues identified, as presented in Table 10.

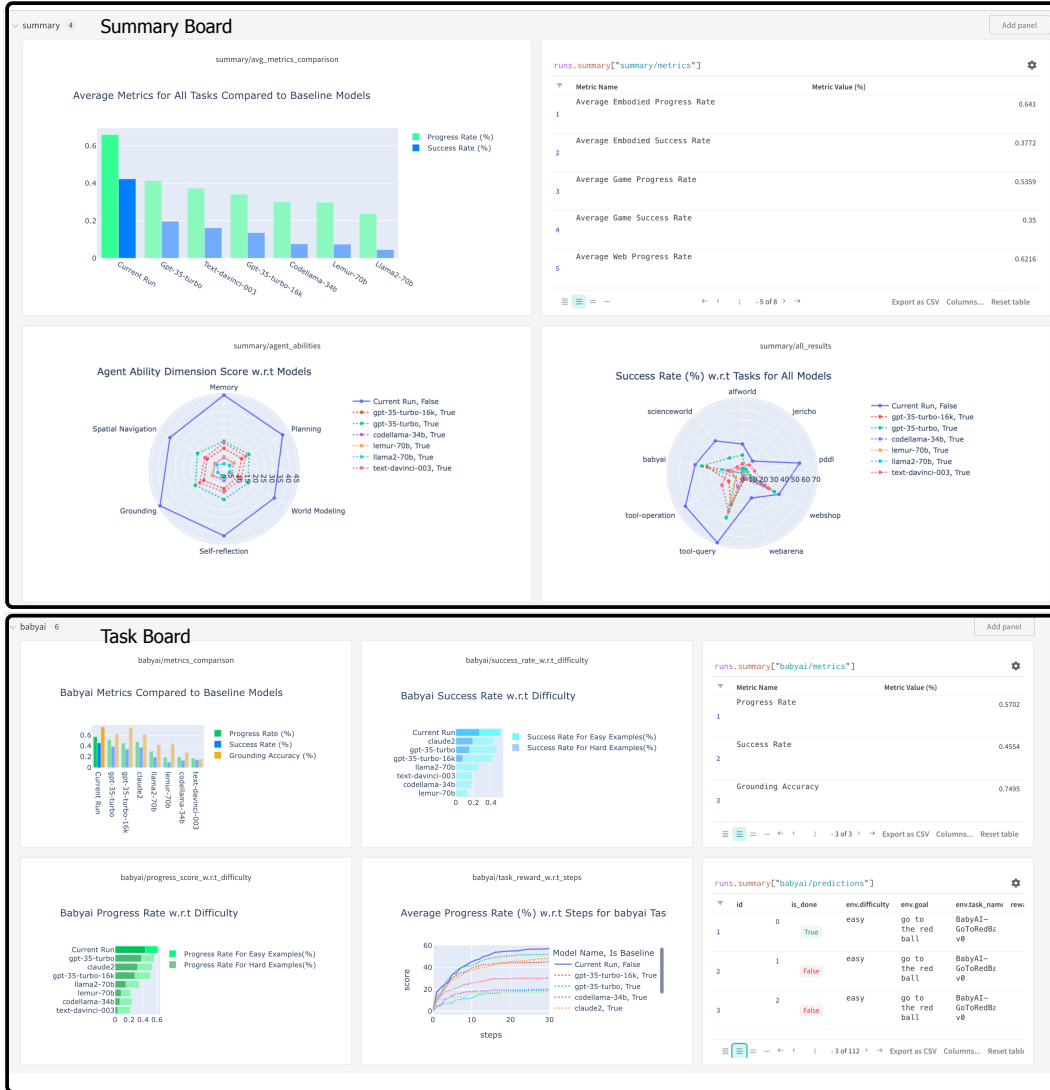


Figure 5: Visualization Panel based on WandB, composed of a summary board with all metrics and a task board for each task.

Task	Proportion of environments with annotation errors
AlfWorld	10.0%
ScienceWorld	0%
Babyai	4.2%
Jericho	25%
PDDL	5%
WebShop	0%
WebArena	0%
Tool-Query	0%
Tool-Operation	0%

Table 10: The proportion of environments with annotation errors in the second round of data checking. Environments identified with errors are subsequently analyzed to determine the underlying causes, and any environments exhibiting similar errors are amended collectively.



Figure 6: A case study for GPT-4 based on Panels from AGENTBOARD.

The third round is conducted by an annotator who is well-acquainted with the various tasks, who then performs a sampled review of all tasks.

## F DETAILS OF ENVIRONMENTS

### F.1 DETAILS OF EMBODIED ENVIRONMENTS

**AlfWorld (ALF)** (Shridhar et al., 2021) are Household tasks that require models to explore rooms and use commonsense reasoning to perform tasks. Within AGENTBOARD, we evaluate a model’s ability to perform tasks in physical household settings, such as “put a pencil on the desk”. AlfWorld is categorized into six types, comprising a total of 134 environments.

**ScienceWorld (SW)** (Wang et al., 2022) is a complex interactive text environment that poses a significant challenge to agents’ scientific commonsense. This environment requires agents to navigate through 8 distinct functional rooms (e.g., workshop, kitchen) and utilize the tools to complete tasks such as “measure the melting point of the orange juice”. To address these issues, we re-annotate subgoals to calculate  $r_t^{subgoal}$ , where Specifically, we incorporate necessary observations as part of the subgoals. the rewards for these subgoals are uniform and distributed evenly throughout the task. To ensure that our annotated subgoals are necessary for achieving final goals, we restrict the use of tools and designated task completion rooms in the task descriptions. We show more details of we annotated subgoals in the Appendix G.2

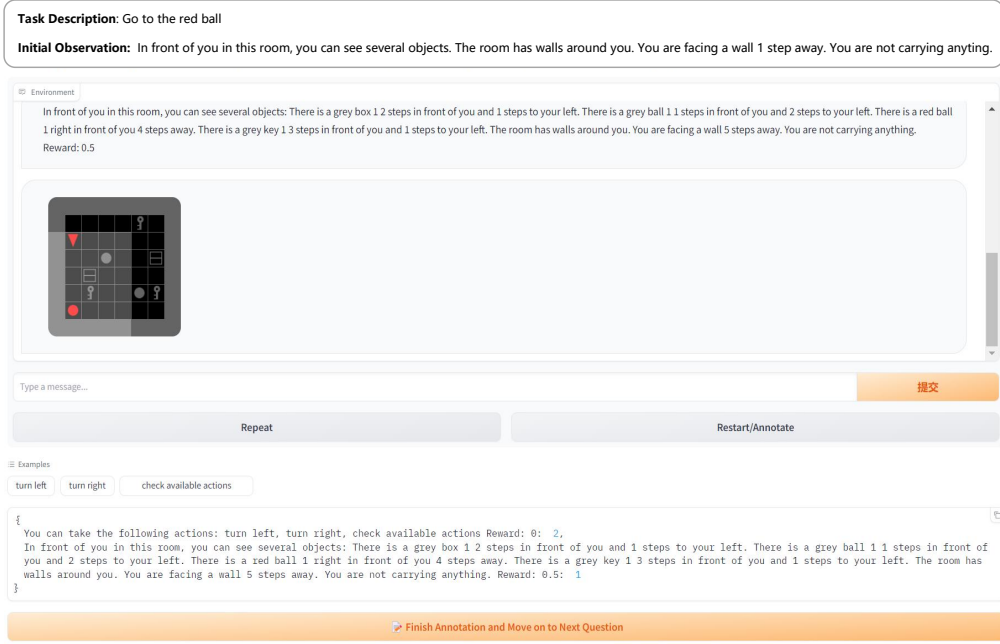


Figure 7: An illustration of our sub-goal checking interface. We develop an interactive interface for annotators to checking sub-goals. Firstly, annotators play and pass the game with the interface. The reward score for each step will be given based on the labeled score. If the annotators are dissatisfied with the reward, annotators will record them and the corresponded environment will be discussed by more annotators and annotated again.”

**BabyAI (BA) (Chevalier-Boisvert et al., 2019)** is an interactive environment where agents navigate and manipulate objects in a 20x20 grid space. The agent can only see objects within a limited sight and cannot perceive objects in remote rooms. The original implementation represents observations as images and only allows for tensor-based low-level actions such as “0: move left”, “1: move right”, and “2: move forward”. To enable text-based input and output for LLM agents, We modified it by mapping the original actions to a textual action space and providing textual descriptions of visual observations, as shown in Table 2. For each step, the environment returns a text description of the current observation, such as “There is a red ball 1 step to your right and 1 step ahead of you. There is a wall 2 steps ahead.” We also introduced high-level actions, such as “go to red ball 1” and “toggle and go through green locked door 1”, to expand the action space and enrich the semantic complexity of the environment. Additionally, we implemented a new subgoal-based progress rate for the environments to increase the density of rewards compared to the original reward scores. Unlike the previous reward score in BabyAI which awards a point only after a new object is found or pickup, requiring many steps to see progress in reward score, our new approach increases density of the rewards, requiring fewer steps to achieve them. We re-annotated subgoals and calculate with the equation of  $r_t^{\text{subgoal}}$ . Subgoals are re-annotated to update the progress rate whenever the agent makes progress, such as navigating to another room, finding a red ball, and picking it up in the problem “pickup a red ball”.

## F.2 DETAILS OF GAME ENVIRONMENTS

Evaluating LLM agents as strategic game playing agents demands strong planning ability of agents. We choose three tasks that are all demanding in planning and making strategies.

**Jericho (JC) (Hausknecht et al., 2020)** is a collection of text-based game environments that evaluate agents to perform adventures in fictional worlds. This task is unique in that it requires strong world modeling ability as agents could only gain information about the magic world through exploration and interaction. For example, for the task that requires the agent to perform actions with magic, it cannot reason with pre-trained commonsense knowledge and must perform exploration to understand the rules of the magic world. The original games are quite long (need 50-300 steps to finish), which is not suitable for LLM agents with fixed context length. To solve this issue, we rewrite the goal of each adventure to restrict the games to be finished within 15 subgoals. For example, *zork1* game requires the player to enter a dungeon and explore the dungeon to find a bar. We rewrite the goal as “You need to find your way into a secret passage where the entrance is in the living room of the house.” and the agent only needs to find the entrance to the dungeon, which can be finished in 8 steps. We use the  $r_t^{\text{subgoal}}$  as progress rate metrics, and we meticulously annotate the subgoals for each problem. Each subgoal characterize that the agent has solved a small problem, e.g. “find the entrance to the house”  $\rightarrow$  “enter the house”  $\rightarrow$  “find the living room”  $\rightarrow$  “discover a trap door”  $\rightarrow$  “find the entrance to dungeon”.

**PDDL (PL) (Vallati et al., 2015)**, short for Planning Domain Definition Language, is a set of strategic games defined with PDDL symbolic language. We selected 4 representative game domains, *Gripper*, *Barman*, *Blocksworld*, *Tyreworld* to benchmark LLM agents in diverse scenarios, where the agent needs to move balls across rooms, make cocktails, rearrange blocks and pump up and install new tyres to cars. This task is difficult as it requires multiple rounds of planned actions to finish a single subgoal and agents need to plan strategically to avoid repetitive steps. For example, in *Barman*, the player is given a menu, and is required to make a few cocktails with a few containers and ingredients. The agent could use a strategy of trying to use different containers each time to avoid repetitive cleaning and save steps. While the commonly-used environment implementation (Silver & Chitnis, 2020) requires the agent to interact with an environment with PDDL expressions, e.g. `clean-shaker(hand1, hand2, shaker)` and provides observations as set of predicates `ontable(shaker1)  $\wedge$  empty(shaker1)`. we write parser rules to offer a text-based observation to agents that allows LLMs to interact with natural language to be consistent with other tasks. e.g. “Shaker1 is on the table. Shaker1 is empty” and enable the agents to interact with the environment with simple text commands, e.g. “clean-shaker shaker1 with hand1 while hand2 is empty.” We curate 10-20 problems for each of the four domains by ourselves, ensuring the problems are multi-round and diverse. We use the  $r_t^{\text{match}}$  as progress rate metric, where the matching score compares the similarity between the properties of current state and the goal state. e.g. for the goal state “Block a is on block b. Block b is on the table”, if at current state “Block a is on the table. Block b is on the table”, then the matching score is 0.5. The agent will receive a 100% progress rate only if all conditions of the goal state are satisfied.

### F.3 DETAILS OF WEB-BASED ENVIRONMENTS

Evaluating LLM’s capability as a generalist agent in web-based scenarios has become pivotal (Shi et al., 2017a; Deng et al., 2023). Web agent is expected to navigate the network efficiently and perform diverse tasks amidst highly dynamic, intricate, and multi-turn interactions. Based on the task categorization, we’ve pinpointed two tasks of high recognition and quality: the specific network task, WebShop (Yao et al., 2022), and the general network task, WebArena (Zhou et al., 2023). The latter permits unrestricted access to any supported webpage.

**WebShop (WS) (Yao et al., 2022)** is a network-based simulation environment for e-commerce experiences, featuring a website with 1.18 million actual products, each with distinct labels and attributes. In this environment, the agent is allowed to interact with the system through ‘search[QUERY]’ or ‘click[ELEMENT]’ actions to purchase products matching the instructions. This process necessitates that the model possesses reasoning and grounding abilities. Based on the original implementation method (Yao et al., 2022; Shinn et al., 2023), we have improved the error feedback, including refining the observation for exceeding page limits and interacting with wrong objects. These enhancements contribute to the effective operation of the entire environment and the rationality of multi-step reasoning processes. As there are no sub-goals in the environment, to obtain a continuous progress rate, we expanded the calculation rules from (Yao et al., 2022), calculating the score at different web pages (stages). To measure the distance of the current state to the final



goal as the progress rate, we expanded the product scoring rules from Yao et al. (2022) to derive the score at different web pages. Please refer to Appendix G.6 for details.

**WebArena (WA) (Zhou et al., 2023)** is a real web environment containing four applications: online shopping, discussion forums, collaborative development, and business content management. It supports 11 different web browsing actions. such as click (element), new tab, goto (URL), etc., and offers additional tools like maps and wikis. The observation space consists of structured web content. (the accessibility tree. <sup>5</sup>). Completing tasks in this highly realistic environment requires the agent to possess strong memory, high-level planning, common sense, and reasoning abilities. Compared to other datasets (Deng et al., 2023; Shi et al., 2017b), WebArena offers multi-round and continuous web browsing interaction simulation. We filtered 245 instances from the original dataset for two main sub-tasks: Site Navigation and Contact & Config, each annotated with the target URLs or required content. To obtain the progress rate, we revised the existing method for calculating the final score (Zhou et al., 2023) and continuously computed the progress rate at each step, fusing the URL matching score with the content matching score, derived from the current URL and target URL, with the content matching score calculated based on the detected required content, as detailed in Appendix G.7.

#### F.4 DETAILS OF TOOL ENVIRONMENTS

In AGENTBOARD, a tool contains a variety of functions, accessed by agents via function calling. These functions are the actions that LLM agents can take in tool environments. Drawing upon open datasets and APIs, we have developed a suite of five distinct tools, each encapsulated in its own environment. Tool Environments are categorized into two groups: Tool-Query Environments and Tool-Operation Environments, representing two general usage scenarios. Tool-Query Environments include Weather Environment, Movie Environment and Academia Environment. Tool-Operation Environments include Todo Environment and Sheet Environment.

##### F.4.1 TOOL-QUERY ENVIRONMENTS

**Weather Environment** Weather Environment enables LLM agents to use the weather tool to retrieve past, present and future weather data, encompassing temperature, precipitation and air quality across various locales. We use Python codes to integrate Open-Meteo API<sup>6</sup>, implement the requisite functions and subsequently develop a weather tool.

**Movie Environments** Movie Environment grants LLM agents to use the movie tool to access cinematic data, encompassing film details, personnel and production companies. We incorporate the API and data from The Movie Database<sup>7</sup>, implement the necessary functions, and thus establish the movie tool.

**Academia Environment** Academia Environment equips LLM agents the academia tool to query information related to computer science research, including academic papers and author information. In its development, we harness data from the Citation Network Dataset<sup>8</sup>, craft the relevant functions, and subsequently construct the academia tool.

##### F.4.2 TOOL-OPERATION ENVIRONMENTS

**Todo Environment** Todo Environment facilitates LLM agents in querying and amending personal agenda data through the todo tool. We implement the todo tool based on the Todoist API<sup>9</sup>.

**Sheet Environment** Sheet Environment allows LLM agents to use the sheet tool to access and modify spreadsheet data. We build our sheet tool upon the Google Sheets API<sup>10</sup>.

<sup>5</sup>[https://developer.mozilla.org/en-US/docs/Glossary/Accessibility\\_tree](https://developer.mozilla.org/en-US/docs/Glossary/Accessibility_tree)

<sup>6</sup><https://open-meteo.com/>

<sup>7</sup><https://www.themoviedb.org/>

<sup>8</sup><https://www.aminer.org/citation>

<sup>9</sup><https://todoist.com/>

<sup>10</sup><https://www.google.com/sheets/about/>

	Original Labels	Ours
<b>Task Description</b>	Your task is to freeze orange juice. First, focus on the substance. Then, take actions that will cause it to change its state of matter.	Your task is to freeze orange juice <b>in the kitchen. The objects you can use are a metal pot, a freezer, a thermometer, and a fridge.</b> Take actions that will cause it to change its state of matter to a solid state. <b>Finally, examine its altered state. You should wait and monitor the temperature of the water until it changes its state.</b>
<b>Subgoals</b>	<b>Sequential Subgoals:</b> <ol style="list-style-type: none"> <li>1. focus on substance</li> <li>2. substance is in a liquid state</li> <li>3. substance is in a solid state</li> </ol> <b>Unordered and Optional Subgoals:</b> <ol style="list-style-type: none"> <li>1. be in same location as orange juice</li> <li>2. have substance alone in a single container</li> <li>3. have object in cooler (fridge)</li> <li>4. have object in cooler (freezer)</li> <li>5. cool object by at least 5C</li> </ol>	<b>Necessary Observations:</b> <ol style="list-style-type: none"> <li>1. You move to the kitchen.</li> <li>2. The freezer is now open.</li> <li>3. The fridge is now open.</li> <li>4. the thermometer measures a temperature of <math>(-?[0-9]) -[1-9][0-9] -[1-9][0-9]2)</math> degrees celsius</li> <li>5. solid orange juice</li> </ol>

Table 11: Comparison between the original task description and subgoals of ScienceWorld and our labeled subgoals(Best viewed in color).

## G DETAILS OF PROGRESS RATE METRICS

### G.1 ALFWORLD

We identify and annotate the necessary subgoals using regular expressions. For instance, for the task “put a pencil on the desk”, we annotate one necessary observation as “You pick up the pencil +”. This expression would match observations like ”You pick up the pencil 1”. When the goal of an environment is achieved, the environment emits a task success flag. Specifically, for each environment, we labeled N-1 necessary subgoals as N-1 subgoals. The final success flag combined with the N-1 annotated subgoals constitutes the set of N subgoals.

### G.2 SCIENCEWORLD

We compare our modified task descriptions and subgoals with the original ones in Table 11. In the original scheme, subgoals are categorized as “sequential subgoals” and “unordered and optional subgoals”. For the former, achieving sequential subgoals alone is sufficient to receive full rewards (100 points). However, under the “unordered and optional subgoals”, each completed task is only awarded low point (e.g. 1 point). These tasks is also important and challenging, which is inappropriate to worth such a low point. If the model fails to complete the initial subgoals within the “sequential subgoals” category, which could be considerably distant from the start state, it can only achieve a very low score. This scoring method is not conducive to our motivation, which is to ensure that the progress rate adequately reflects the model’s performance. Therefore, we re-annotate the subgoals. Specifically, we incorporate necessary observations as part of the subgoals.

In the original task descriptions, the possibility of multiple necessary tools being present in multiple rooms (e.g., a thermometer) creates multiple viable gold paths for task completion. Consequently, a single state may exhibit different progress levels across various gold paths. This disparity makes it challenging to assign a definitive progress rate to any given state. Therefore, in our task descriptions, we have restricted the locations and tools used for tasks to ensure the uniqueness of our goal paths and the necessity of observations. For the necessary observations, our initial observation is more close to the initial state and but still challenging.

we design an interactive UI framework (Figure 7). We ask one graduate student to interact with the environment and record the necessary observations to achieve the given goal. As a result, we revise the task descriptions to include sufficient information for achieving the subgoals and to ensure the gold path is unique. .

### G.3 BABYAI

The origin implementation of babyai provides a reward score. Different from the original reward, our progress rate is more dense and the agent does not need to accomplish many steps before getting a increase in score. Here we compare the difference between our progress rate and the original reward score, as shown in Table 12. We can see from this case that our progress rate better measures intermediate progress for agents.

The progress rate is labelled via an interactive UI framework (Figure 7). A graduate student interact with the environments and record the observations corresponding to subgoals needed to finish the problem.

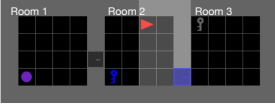
Problem: Unlock to Unlock	Steps with Score Increase (Original)	Steps with Score Increase (Ours)
	1. Pickup purple ball	1. Pickup blue key; 2. Enter room 3; 3. Pickup grey key; 4. Enter room 2; 5. Enter room 1; 6. Pickup purple ball

Table 12: Comparison between our progress rate for BabyAI and original reward score.

### G.4 JERICHO

The original Jericho games are free-exploration text-based games, where the player is not given a tangent goal but allowed to explore around the environment as adventurers. For uniformity with other tasks, we first write a new goal for each problem, and we carefully select the goal so that the game could be accomplished within 15 subgoals. In contrast, the original environments requires around 50-300 interactions to get the maximum rewards. The annotation of goal and subgoals are also performed by a graduate student in the interactive UI framework.

### G.5 PDDL

In the PDDL environment, each state is described by a conjunction of properties  $p_1 \wedge p_2, \dots, \wedge p_m$ , each property is a simple predicate describing the property of an object, e.g. “Block a is on the table”. Given the goal state  $g_1 \wedge g_2, \dots, \wedge g_n$  and any state  $p_1 \wedge p_2, \dots, \wedge p_m$ , the matching score formula is defined as:

$$f = \frac{|\mathcal{G} \cap \mathcal{P}|}{|\mathcal{G}|}, \mathcal{G} = \{g_1, g_2, \dots, g_n\}, \mathcal{P} = \{p_1, p_2, \dots, p_m\} \quad (3)$$

The matching score is 1 if and only if the properties of goal state is satisfied in current state.

### G.6 WEBSHOP

In the webshop environment, we expanded the product scoring rules from (Yao et al., 2022) to derive the score at different web pages. We can calculate the score of any product (the distance from the target product) using the original scoring formula as follows:

$$f = f_{\text{type}} \cdot \frac{|\mathcal{U}_{\text{att}} \cap \mathcal{Y}_{\text{att}}| + |\mathcal{U}_{\text{opt}} \cap \mathcal{Y}_{\text{opt}}| + \mathbf{1}[y_{\text{price}} \leq u_{\text{price}}]}{|\mathcal{U}_{\text{att}}| + |\mathcal{U}_{\text{opt}}| + 1}, \quad (4)$$

where  $f_{\text{type}} = \text{TextMatch}(\bar{y}, \bar{y}^*)$ . Typically, completing a web shopping task involves three continuous stages: search, product selection, and finalizing the product style before placing an order. Therefore, to measure the distance between the current state and the target state, we primarily calculate scores for three pages(states): search result page, product description page, and order confirmation page. On the search result page, we calculate the score of each product on the page and take the highest score as the score for this page. On the product description page, we compute the highest score for the product under various options as the page score. On the order confirmation page, the score of the finally selected product is considered as the score for that page. In our method, the progress rate is the average of the scores from these three pages

**Environment:** Academia Environment  
**Goal:** When was the paper Learning the Principle of Least Action with Reinforcement Learning. published?

**Step 1: Golden Actions Annotation & Execution**

Action: `loadPaperNet()`  
 Observation: PaperNet is loaded.

Action: `paperNodeCheck(node="Learning the Principle of Least Action with Reinforcement Learning.")`  
 Observation: {'year': 2021, 'venue': 'AAAI Spring Symposium - MLPS', 'n citation': 0, 'keywords': [], 'doc type': 'Conference'}

Action: `finish(answer=2021)`  
 Observation: 2021

**Step 2: Subgoal Collection**

Subgoal 1:  
 PaperNet is loaded.

Subgoal 2:  
 {'year': 2021, 'venue': 'AAAI Spring Symposium - MLPS', 'n citation': 0, 'keywords': [], 'doc type': 'Conference'}

Subgoal 3:  
 2021

Figure 8: An illustration of the process of subgoal annotation for Academia Environment.

## G.7 WEBARENA

In our method, we effectively utilize the annotation data, treating URLs as indicators of the web browsing trajectory and required contents as integral scoring points. The progress rate is formulated as follows:

$$r_{\text{match}} = \frac{n}{m+n} (r_d(r_q + r_p)) + \frac{m}{n+m} r_c \quad (n = 3; m = 0, 1, 2, \dots) \quad (5)$$

First, We use `util.parse` to dissect URL into domain, query, and parameters.  $r_d$  is assigned a binary value (0/1), scoring only if the domain is correct. Then, by applying the LCS (Longest Common Subsequence) algorithm, we calculate the matching score  $r_q$  between the current query and the target query, and  $r_p$  is the F1 score between the current and target parameters. The content matching score  $r_c$  is calculated based on the proportion of required contents detected at each step. Ultimately, the progress rate is computed as a weighted sum of the URL matching and content matching scores. Here,  $n$  represents the number of URL components, and  $m$  denotes the count of required contents.

## G.8 TOOL-QUERY

In Tool-Query Environments, we employ  $r_t^{\text{subgoal}}$  as a metric to measure progress rate. Therefore, it is necessary to annotate subgoals for these environments. In Figure 8, we present an illustration of the process of subgoal annotation for Academia Environment. Specifically, when designing actions for these environments, we ensure that each action’s functionality is indecomposable (i.e., the functionality and outcome of one action can not be achieved through other actions). This design choice results in a deterministic set of required golden actions to achieve our annotated goal. Furthermore, we ask human annotators to identify golden actions for each goal. Every output returned by executing golden actions is then processed as a subgoal.

## G.9 TOOL-OPERATION

For Todo Environment, we adopt  $r_t^{\text{subgoal}}$  as progress rate metric. Subgoals are annotated following the same process as Tool-Query Environments. In Sheet Environment, progress rate is assessed with  $r_t^{\text{match}}$ . Specifically, we first ask human annotators to annotate the golden spreadsheet for each goal. During the evaluation process, we calculate the matching score after each interaction round. The matching score is determined by the proportion of cells in current spreadsheet that align<sup>11</sup> with the golden spreadsheet.

<sup>11</sup> A cell is aligned if and only if its value is the same as the cell in the same position on the golden spreadsheet.

Model	Device/API	Inference Architecture	Inference Speed	Total-time
GPT-4	azure API	-	1.5s/round	5.5h
GPT-3.5-Turbo	azure API	-	1s/round	3h
DeepSpeed-67b	8*V100	vLLm	5s/round	18.5h
Llama2-70b	8*V100	vLLm	8s/round	28h
Llama2-70b	4*A100	vLLm	4s/round	13.5h

Table 13: Inference Time Estimation

## H RUNTIME ESTIMATION

The evaluation runtime for a language model depends on the device/API, model, and inference architecture used. In the case of open-source LLMs, the vllm inference speed is approximately 10 times faster than the huggingface pipeline. We show some time cost in Table 13.

## I PROMPT DETAILS

As shown in Figure 9, we use a unified prompt template for different tasks in AGENTBOARD. Basically, a prompt consists of 5 parts. **{System Prompt}** represents the system prompt for the LLM, such as “You are a helpful AI agent”. **{Instruction}** mainly consists of task descriptions and action definitions. **{Examples}** represents in-context learning examples. **{Goal}** is the current goal that needs to be accomplished, and **{Trajectory}** is the interaction history between the LLM agent and the environment.

For different tasks, the contents of these five parts are different. Prompt details for Embodied AI tasks are shown in Figure 10, 11 and 12. Prompt details for Game tasks are shown in Figure 13 and 14. Prompt details for Web tasks are shown in Figure 15 and 16. Prompt details for Tool tasks are shown in Figure 17 and 18, respectively.

Unified Prompt Template
<b>{System Prompt}</b> <b>{Instruction}</b> Here are examples: <b>{Examples}</b> <b>{Goal}</b> <b>{Trajectory}</b>

Figure 9: The unified prompt template in AGENTBOARD. **{text}** in blue font represents placeholders, which varies according to different tasks.

Prompt Details for AlfWorld
<b>System Prompt</b> You are a helpful assistant. Generate your next step of action after Action. Action must not be empty. e.g. Action: put down cup. <hr/> <b>Instruction</b> Your task is to interact with a virtual household simulator to accomplish a specific task. With each interaction, you will receive an observation. Your role is to decide on an action based on the observation. Please ensure that any objects ('obj') and receptacles ('recep') you mention in your response are present in the observation provided. Here are the available actions you can take: - take obj from recep - put obj in/on recep

- open recep
- close recep
- toggle obj/recep
- clean obj using recep
- cool obj using recep
- heat obj using recep
- inventory
- examine recep/obj
- go to recep

### Examples

Your task is to: look at statue under the desk lamp.

You are in the middle of a room. Looking quickly around you, you see a coffeetable 1, a diningtable 1, a drawer 4, a drawer 3, a drawer 2, a drawer 1, a dresser 1, a garbagecan 1, a sidetable 2, a sidetable 1, and a sofa 1.

Action: go to dresser 1

Observation: On the dresser 1, you see a cellphone 3, a newspaper 2, a statue 1, and a television 1.

Action: take statue 1 from dresser 1

Observation: You pick up the statue 1 from the dresser 1.

Action: go to sidetable 1

Observation: On the sidetable 1, you see nothing.

Action: go to sidetable 2

Observation: On the sidetable 2, you see a desk lamp 3, a newspaper 1, and a statue 2.

Action: use desk lamp 3

Observation: You turn on the desk lamp 3.

Figure 10: Prompt details for AlfWorld. The provided example is changed based on the type of the specific environment instance.

### Prompt Details for ScienceWorld

#### System Prompt

You are a helpful agent that interacts with the virtual science school environment to solve the given task. Generate your next step of action after Action. Action must not be empty. e.g. Action: put down cup.

#### Instruction

You are an agent in a virtual science school environment, tasked to interact with various elements. Here are the commands you can use:

##### - Manipulation:

- open OBJ / close OBJ: Interact with a container.
- pick up OBJ: Add an object to your inventory.
- put down OBJ: Remove an object from your inventory.
- move OBJ to OBJ: Transfer an object.
- pour OBJ into OBJ: Pour a substance.
- dunk OBJ into OBJ: Immerse a container in a liquid.
- mix OBJ: Chemically combine contents.

##### - Inspection:

- look around: Survey your surroundings.
- look at OBJ: Examine an object closely.
- look in OBJ: Peek inside a container.
- read OBJ: Review written content.

- **Device Operations:**

- activate OBJ / deactivate OBJ: Toggle a device.
- use OBJ [on OBJ]: Utilize a device or item.

- **Movement:**

- go to LOC: Relocate.

- **Miscellaneous:**

- eat OBJ: Consume an edible item.
- flush OBJ: Activate a flushing mechanism.
- focus on OBJ: Direct attention to a particular object.
- wait [DURATION]: Pause for a specified period.

- **Information:**

- task: Recap your current objective.
- inventory: Display items you're carrying.

Where:

- OBJ: Object
- LOC: Location
- [DURATION]: Specified time

-----  
**Examples**

Task Description: Your task is to boil water. For compounds without a boiling point, combusting the substance is also acceptable. First, focus on the substance. Then, take actions that will cause it to change its state of matter.

ACTION: look around

OBSERVATION: This room is called the hallway. In it, you see:

a picture

a substance called air

the agent

You also see:

A door to the green house (that is open)

A door to the living room (that is open)

A door to the art studio (that is open)

A door to the kitchen (that is open)

A door to the bedroom (that is open)

A door to the workshop (that is open)

ACTION: open door to kitchen

OBSERVATION: The door is already open.

ACTION: go to kitchen

OBSERVATION: You move to the kitchen.

...

Figure 11: Prompt Details for ScienceWorld.

Prompt Details for BabyAI

**System Prompt**

You are an exploration master that wants to finish every goal you are given. Generate your next step of action after Action. Action must not be empty. e.g. Action: put down cup.

-----

**Instruction**

You are placed in a room and you need to accomplish the given goal with actions.

You can use the following actions:

- turn right
  - turn left
  - move forward
  - go to <obj> <id>
  - pick up <obj> <id>
  - go through <door> <id>: <door> must be an open door.
  - toggle and go through <door> <id>: <door> can be a closed door or a locked door.
- If you want to open a locked door, you need to carry a key that is of the same color as the locked door.
- toggle: there is a closed or locked door right in front of you and you can toggle it.

**Examples**

Observation: In front of you in this room, you can see several objects: The room has walls around you. You are facing a wall 1 steps away. You are not carrying anything.

Action: move forward

Observation: There is a barrier in front of you, you can't move forward.

Action: turn right

Observation: In front of you in this room, you can see several objects: The room has walls around you. You are facing a wall 2 steps away. You are not carrying anything. Action: move forward

Observation: In front of you in this room, you can see several objects: The room has walls around you. You are facing a wall 1 steps away. You are not carrying anything.

Action: turn left

Observation: In front of you in this room, you can see several objects: The room has walls around you. You are facing a wall 1 steps away. You are not carrying anything.

Action: move forward

Observation: There is a barrier in front of you, you can't move forward.

Action: turn left

Observation: In front of you in this room, you can see several objects: There is a grey box 1 3 steps in front of you and 1 steps to your left. There is a grey ball 1 2 steps in front of you and 2 steps to your left. There is a red ball 1 right in front of you 5 steps away. There is a grey key 1 4 steps in front of you and 1 steps to your left. The room has walls around you. You are facing a wall 6 steps away. You are not carrying anything.

Action: move forward

Observation: In front of you in this room, you can see several objects: There is a grey box 1 2 steps in front of you and 1 steps to your left. There is a grey ball 1 1 steps in front of you and 2 steps to your left. There is a red ball 1 right in front of you 4 steps away. There is a grey key 1 3 steps in front of you and 1 steps to your left. The room has walls around you. You are facing a wall 5 steps away. You are not carrying anything.

...

Figure 12: Prompt details for BabyAI.

### Prompt Details for Jericho

**System Prompt**

You are a game master in fictional text games. Generate your next step of action after Action. Action must not be empty. e.g. Action: put down cup.

**Instruction**

You are in a fictional game environment and you need to accomplish goals by performing actions. Each action is a simple phrase. Here are the actions you can do:

- Inventory: check things you are carrying



- Look: check your surroundings
  - Examine place/object: check the details of something
  - Take object: pickup object
  - Put down object: leave a object at your current place.
  - Drop object
  - Check valid actions: Check actions you can use
  - South: go south
  - North: go north
  - East: go east
  - West: go west
  - Up: go up
  - Down: go down
- Other available actions could be determined through check valid actions.

### Examples

Goal: You are the warrior Link that needs to save the princess from the castle.

Observation: You are at the path leading to the castle. The castle is to your north. There is a barrel in front of you.

Action: Examine barrel

Observation: There is a gleaming elvish sword.

Action: take the sword

Observation: The sword is taken

Action: north

Observation: Main hall. The castle is dimly lit, with lava flowing in many places. There is a staircase leading up to princess bedroom, a door to your north leading to the kitchen hall, and the door you just entered on your south

Action: check valid actions

Observation: south, north, up, look, examine staircase

Action: up

Observation: Princess's bedroom. Princess is sleeping in bed.

Action: check valid actions

Observation: wake up the princess, take out sword, down

Action: wake up the princess

Observation: The princess wake up from the coma. Thank you my knight, she says. The task is finished.

Figure 13: Prompt details for Jericho.

### Prompt Details for PDDL

#### System Prompt

You are a master in planning. Generate your next step of action after Action. Action must not be empty. e.g. Action: put down cup.

#### Instruction

The robot has four actions: pickup, putdown, stack, and unstack. The domain assumes a world where there are a set of blocks that can be stacked on top of each other, an arm that can hold one block at a time, and a table where blocks can be placed.

The actions defined in this domain include:

pickup <block>: allows the arm to pick up a block from the table if it is clear and the arm is empty. After the pickup action, the arm will be holding the block, and the block will no longer be on the table or clear.

putdown <block>: allows the arm to put down a block on the table if it is holding a block. After the putdown action, the arm will be empty, and the block will be on the table and clear.

stack <block> <block>: allows the arm to stack a block on top of another block if the arm is holding the top block and the bottom block is clear. After the stack action, the arm

will be empty, the top block will be on top of the bottom block, and the bottom block will no longer be clear.

unstack <block> <block>: allows the arm to unstack a block from on top of another block if the arm is empty and the top block is clear. After the unstack action, the arm will be holding the top block, the top block will no longer be on top of the bottom block, and the bottom block will be clear.

#### Examples

Goal: The goal is to satisfy the following conditions: b1 is on b2., b2 is on b3. Observation: b1 is on the table. b2 is on the table. B3 is on the table. Robot arm is empty. The b1 is clear. The b2 is clear. The b3 is clear.

Action: pickup b2

Observation: b1 is on the table. B2 is on the table. The b1 is clear. The b3 is clear. You are holding b2.

Action: stack b2 b3

Observation: b1 is on the table. b1 is on b2. B3 is on the table. Robot arm is empty. The b1 is clear. The b2 is clear.

Action: pickup b2.

Observation: The action is not valid and therefore takes no effect. Please remember to satisfy the restriction of actions. You can also check valid actions.

Action: check valid actions.

Observation: valid actions are: pickup b2, unstack b1 b2.

Action: pickup b1

Observation: b2 is on b3. B3 is on the table. Robot arm is empty. The b2 is clear. You are holding b1.

Action: stack b1 b2

Observation: b1 is on b2. b2 is on b3. B3 is on the table. Robot arm is empty. The b1 is clear. The goal is satisfied.

Figure 14: Prompt details for PDDL. The provided instruction/example are changed based on the type of the specific environment instance.

#### Prompt Details for WebShop

##### System Prompt

You are a helpful virtual webshop assistant that interacts with the simulated website to solve a task.

##### Instruction

You are now the virtual webshop assistant, navigating a website to locate and purchase items based on given commands. Our interaction will follow this structure:

Your Actions: You will preface each of your actions with "Action: ".

Website's Response: The website will provide feedback starting with "Observation: ".

[click]something: Engage with specific buttons or links.

[search]something: Seek specific data on the website. Use this only if a [Search] button appears in the observation.

Note: If you wish to search and there's no [Search] button, click the [Back to Search] button instead.

Observation Format: The website will showcase its content. Elements within square brackets (like [Buy Now]) indicate clickable buttons or links.

**Examples**

You should perform actions to accomplish the goal: I would like a 3 ounce bottle of bright citrus deodorant for sensitive skin, and price lower than 50.00 dollars

Action: reset[]

Observation: WEB PAGE: {Let us begin shopping  
[Search]}

Action: search[3 ounce bright citrus deodorant sensitive skin]

Observation: WEB PAGE: {

[Back to Search]

Page 1 (Total results: 15)

[Next >]

[B078GWRC1J]

Bright Citrus Deodorant by Earth Mama — Natural and Safe for Sensitive Skin, Pregnancy and Breastfeeding, Contains Organic Calendula 3-Ounce  
\$10.99}

Action: click[B078GWRC1J]

Observation: WEB PAGE: {

[Back to Search]

[<Prev]

scent [assorted scents][bright citrus][calming lavender][ginger fresh][simply non-scents]

size [3 ounce (pack of 1)]}

Action: click[bright citrus]

Observation: You have clicked bright citrus.

Action: click[3 ounce (pack of 1)]

Observation: You have clicked 3 ounce (pack of 1).

Action: click[Buy Now]

Observation: You have bought 3 ounce (pack of 1).

Figure 15: Prompt details for WebShop.

### Prompt Details for WebArena

**System Prompt**

You are an autonomous intelligent agent tasked with navigating a web browser. You will be given web-based tasks. These tasks will be accomplished through the use of specific actions you can issue.

**Instruction**

Here's the information you'll have:

The user's objective: This is the task you're trying to complete.

The current web page's accessibility tree: This is a simplified representation of the windowed webpage, providing key information.

The current web page's URL: This is the page you're currently navigating.

The open tabs: These are the tabs you have open.

The useful websites and corresponding URL you can navigate:

'reddit': "http://reddit.com"

'online shop': "http://onestopmarket.com"

'e-commerce platform': "http://luma.com/admin"

'gitlab': "http://gitlab.com"

‘wikipedia’: “http://wikipedia.org”  
 ‘map’: “http://openstreetmap.org”

The actions you can perform fall into several categories:

#### Page Operation Actions:

‘click [id]’: This action clicks on an element with a specific id on the webpage.  
 ‘type [id] [content] [press\_enter\_after=0—1]’: Use this to type the content into the field with id. By default, the “Enter” key is pressed after typing unless press\_enter\_after is set to 0.  
 ‘hover [id]’: Hover over an element with id.  
 ‘press [key\_comb]’: Simulates the pressing of a key combination on the keyboard (e.g., Ctrl+v).  
 ‘scroll [direction=down—up]’: Scroll the page up or down.

#### Tab Management Actions:

‘new\_tab’: Open a new, empty browser tab.  
 ‘tab\_focus [tab\_index]’: Switch the browser’s focus to a specific tab using its index.  
 ‘close\_tab’: Close the currently active tab.

#### URL Navigation Actions:

‘goto [url]’: Navigate to a specific URL.  
 ‘go.back’: Navigate to the previously viewed page.  
 ‘go.forward’: Navigate to the next page (if a previous ‘go.back’ action was performed).

#### Completion Action:

‘stop [answer]’: Apply this action when you believe the task is complete. If it is a operation-type task, use ‘stop [Done]’ when finished. If the objective is to give a text-based answer, provide the answer in the bracket.

To be successful, it is very important to follow the following rules:

1. You should only issue an action that is valid given the current observation
2. You should only issue one action at a time.
3. Generate the action in the correct format and always put the action inside a pair of @. Such as, @click [1234]@.
4. Complete the task by interacting with the starting page, and avoid using ‘goto’ actions casually.
5. Reasonable inputs will return accurate observations, so do not repeat the same action when unnecessary.

#### Examples

You should perform actions to accomplish the goal: Add a white desk to my wish list

Observation:

WINDOWED PAGE:{

Tab 0 (current): One Stop Market

[1] RootWebArea ‘One Stop Market’ focused: True

[1254] link ‘My Wish List’

[2427] StaticText ‘Search’

[1585] combobox ‘Search’ autocomplete: both hasPopup: listbox required: False

expanded: False

[2430] link ‘Advanced Search’

[1588] button ‘Search’ disabled: True

}

URL: http://onestopmarket.com

Action: @type [1585] [white desk] [press\_enter\_after=1]@

Observation:

WINDOWED PAGE:{

```

Tab 0 (current): Search results for: 'white desk'
[2635] RootWebArea "Search results for: 'white desk'" focused: True
  [3869] link 'My Wish List'
  [4827] StaticText 'Search'
  [4072] combobox 'Search' autocomplete: both hasPopup: listbox required: False
  expanded: False
  [5027] StaticText 'white desk'
  [4830] link 'Advanced Search'
  [4075] button 'Search' disabled: True
  [3729] main ""
    [3842] heading "Search results for: 'white desk'"
    [3907] StaticText 'Items 1-12 of 38823'
    [4781] link 'Image'
    [4833] img 'Image'
    [4783] link 'Image'
    [4849] img 'Image'
  }
URL: http://onestopmarket.com/catalogsearch/result/?q=white+desk
...

```

Figure 16: Prompt details for WebArena. The provided example is changed based on the type of the specific environment instance.

#### Prompt Details for Academia

##### System Prompt

You can use actions to help people solve problems.

##### Instruction

We detail name, description, input(parameters) and output(returns) of each action as follows:

Name: loadPaperNet()

Description: Load PaperNet. In this net, nodes are papers and edges are citation relationships between papers.

Name: loadAuthorNet()

Description: Load AuthorNet. In this net, nodes are authors and edges are collaboration relationships between authors.

Name: neighbourCheck(graph, node)

Description: List the first-order neighbors connect to the node. In paperNet, neighbours are cited papers of the paper. In authorNet, neighbours are collaborators of the author.

Parameters:

- graph (Type: string, Enum: [PaperNet, AuthorNet]): The name of the graph to check
- node (Type: string): The node for which neighbors will be listed

Returns:

- neighbors (Type: array)

Name: paperNodeCheck(node)

Description: Return detailed attribute information of a specified paper in PaperNet

Parameters:

- node (Type: string): Name of the paper.

Returns:

- authors : The authors of the paper
- year : The published year of the paper
- venue : The published venue of the paper

- n\_citation : The number of citations of the paper
- keywords : The keywords of the paper
- doc\_type : The document type of the paper

Name: authorNodeCheck(node)

Description: Return detailed attribute information of a specified author in AuthorNet

Parameters:

- node (Type: string): name of the author.

Returns:

- name : The name of the author
- org : The organization of the author

Name: authorEdgeCheck(node1, node2)

Description: Return detailed attribute information of the edge between two specified nodes in a AuthorNet.

Parameters:

- node1 (Type: string): The first node of the edge
- node2 (Type: string): The second node of the edge

Returns:

- papers : All papers that the two authors have co-authored

Name: paperEdgeCheck(node1, node2)

Description: Return detailed attribute information of the edge between two specified nodes in a PaperNet.

Parameters:

- node1 (Type: string): The first node of the edge
- node2 (Type: string): The second node of the edge

Returns:

None

Name: check\_valid\_actions()

Description: Get supported actions for current tool.

Returns:

- actions (Type: array): Supported actions for current tool.

Name: finish(answer)

Description: Return an answer and finish the task

Parameters:

- answer (Type: ['string', 'number', 'array']): The answer to be returned

If you are finished, you will call “finish” action

Please refer to the format of examples below to solve the requested goal. Your response must be in the format of “Action: [your action] with Action Input: [your action input]”

### Examples

Goal: When was the paper Learning the Principle of Least Action with Reinforcement Learning. published?

Action: loadPaperNet with Action Input: {}

Observation: PaperNet is loaded.

Action: paperNodeCheck with Action Input: {"node": "Learning the Principle of Least Action with Reinforcement Learning."}

Observation: {'year': 2021, 'venue': 'AAAI Spring Symposium - MLPS', 'n\_citation': 0, 'keywords': [], 'doc\_type': 'Conference'}

Action: finish with Action Input: {"answer": "2021"}

Observation: 2021

Figure 17: Prompt Details for Academia in Tool-Query Environments.

Prompt Details for Todo

**System Prompt**  
You can use actions to help people solve problems.

---

**Instruction**  
We detail name, description, input(parameters) and output(returns) of each action as follows:

Name: `get_user_current_date()`  
Description: Get the user's current date.  
Returns:  
The current date in 'YYYY-MM-DD' format.

Name: `get_user_current_location()`  
Description: Get the user's current city.  
Returns:  
The user's current city.

Name: `get_projects()`  
Description: Get all projects in the Todoist account  
Returns:  
- Array of objects with properties:  
- id (Type: string)  
- name (Type: string)  
- order (Type: integer)  
- color (Type: string)  
- is\_favorite (Type: boolean)

Name: `update_project(project_id, is_favorite)`  
Description: Update a project  
Parameters:  
- `project_id` (Type: string)  
- `is_favorite` (Type: string, Enum: [True, False])  
Returns:  
Information of the updated project

Name: `get_tasks(project_id)`  
Description: Get all tasks for a given project  
Parameters:  
- `project_id` (Type: string)  
Returns:  
- Array of objects with properties:  
- id (Type: string)  
- `project_id` (Type: string)  
- order (Type: integer)  
- content (Type: string): Name of the task.  
- is\_completed (Type: boolean)  
- priority (Type: integer): Task priority from 1 (normal) to 4 (urgent).  
- due\_date (Type: string): The due date of the task.

Name: `get_task_description(task_id)`  
Description: Get the description of a specific task in the Todoist account.  
Parameters:  
- `task_id` (Type: string)

Returns:

- id (Type: string): Unique identifier of the task.
- content (Type: string): Name of the task.
- description (Type: string): Description of the task. Including the Place, Tips, etc.

Name: `get_task_duration(task_id)`

Description: Get the duration of a specific task in the Todoist account.

Parameters:

- task\_id (Type: string)

Returns:

- id (Type: string)
- content (Type: string): Name of the task.
- duration (Type: string): Duration of the task in the format of 'amount(unit)'.

Name: `complete_task(task_id)`

Description: Mark a task as completed

Parameters:

- task\_id (Type: string)

Returns:

information of the completed task

Name: `update_task(task_id, due_date)`

Description: Update a task

Parameters:

- task\_id (Type: string)
- due\_date (Type: string)

Returns:

Information of the updated task

Name: `delete_task(task_id)`

Description: Delete a specific task from the Todoist account.

Parameters:

- task\_id (Type: string): Unique identifier of the task to delete.

Returns:

Information of the deleted task.

Name: `check_valid_actions()`

Description: Get supported actions for current tool.

Returns:

Supported actions for current tool.

Name: `finish(answer)`

Description: Call this action, when find the answer for the current task or complete essential operations.

Parameters:

- answer (Type: ['string', 'number', 'array']): If the task is a question answering task, this is the answer to be returned. If the task is an operation task, the answer in 'done'

If you are finished, you will call "finish" action

Please refer to the format of examples below to solve the requested goal. Your response must be in the format of "Action: [your action] with Action Input: [your action input]"

### Examples

Goal: Is Prepare for history quiz a task of School project? Please answer yes or no.

Action: `get_projects` with Action Input: `{}`



```
Observation: [{ 'id': '12345', 'order': 0, 'color': 'charcoal', 'name': 'School', 'is_favorite': false}]
Action: get_tasks with Action Input: { "project_id": "12345" }
Observation: [{ 'id': '123451', 'order': 0, 'content': 'Prepare for history quiz', 'is_completed': false, 'priority': 1, 'due_date': '2030-10-10' }, { 'id': '123452', 'order': 1, 'content': 'Prepare for math quiz', 'is_completed': false, 'priority': 1, 'due_date': '2030-11-10' }]
Action: finish with Action Input: { "answer": "yes" }
Observation: yes
```

Figure 18: Prompt Details for Todo in Tool-Operation Environments.