

BAYESIAN SAMPLING USING INTERACTING PARTICLES

SHI CHEN, ZHIYAN DING AND QIN LI

ABSTRACT. Bayesian sampling is an important task in statistics and machine learning. Over the past decade, many ensemble-type sampling methods have been proposed. In contrast to the classical Markov chain Monte Carlo methods, these new methods deploy a large number of interactive samples, and the communication between these samples is crucial in speeding up the convergence. To justify the validity of these sampling strategies, the concept of interacting particles naturally calls for the mean-field theory. The theory establishes a correspondence between particle interactions encoded in a set of coupled ODEs/SDEs and a PDE that characterizes the evolution of the underlying distribution. This bridges numerical algorithms with the PDE theory used to show convergence in time. Many mathematical machineries are developed to provide the mean-field analysis, and we showcase two such examples: The coupling method and the compactness argument built upon the martingale strategy. The former has been deployed to show the convergence of ensemble Kalman sampler and ensemble Kalman inversion, and the latter will be shown to be immensely powerful in proving the validity of the Vlasov-Boltzmann simulator.

CONTENTS

1. Introduction	1
2. Mean-field limit for ensemble based sampling methods	4
2.1. Unified coupling method framework	5
2.2. Ensemble Kalman inversion	7
2.3. Ensemble Kalman sampler	10
3. Boltzmann simulator	13
3.1. Vlasov-Boltzmann and its properties	13
3.2. Nanbu and Bird algorithm	16
3.3. Mean-field analysis for Boltzmann simulator	16
3.4. Numerical experiments	22
References	25

1. INTRODUCTION

Sampling is a fundamental task in the field of machine learning and serves as a crucial building block in various applications [1]. For example, sampling plays a significant role in Bayesian statistics, data assimilation [74], generative modeling [82], volume computation [89], and bandit optimization [66, 67, 78], and sampling methods have been widely used in various scientific domains, including atmospheric science, petroleum engineering, and epidemiology [37, 60, 68].

The goal of sampling is to obtain approximately independent, identically distributed (i.i.d.) samples that come from a target distribution. Given a target distribution with density

$$(1.1) \quad \rho_{\text{target}}(x) \propto e^{-f(x)}, \quad \text{with} \quad f(x) : \mathbb{R}^d \rightarrow \mathbb{R},$$

we are to find

$$\{x_i\}_{i=1}^N \sim \rho_{\text{target}}.$$

Date: January 25, 2024.

It is typically assumed $d \gg 1$. A classical origin of the sampling problem is Bayesian inference, in which the function f takes the form of:

$$(1.2) \quad f(x; y) = \Phi(x; y) + \frac{1}{2} |x - x_0|_{\Gamma_0}^2, \quad \text{with} \quad \Phi(x; y) = \frac{1}{2} |y - \mathcal{G}(x)|_{\Gamma}^2,$$

where $\mathcal{G} : \mathbb{R}^d \rightarrow \mathbb{R}^d$ denotes the forward map that maps input x to the output $\mathcal{G}(x)$ that hopefully agrees with the data y , and Φ is to penalize the measuring error. Γ and $\Gamma_0 \in \mathbb{R}^d$ are positive semidefinite matrices that serve as the covariance matrix in the domain and range of the map with $|\cdot|_{\Gamma_0} := |\Gamma_0^{-\frac{1}{2}} \cdot|$ and $|\cdot|_{\Gamma} := |\Gamma^{-\frac{1}{2}} \cdot|$.

This formulation stems from the Bayesian theorem that states

$$(1.3) \quad \rho_{\text{target}}(x) = \rho_{\text{post}}(x) \propto \exp(-f(x)) = \rho_{\text{prior}}(x)l(y; x)$$

with $\rho_{\text{prior}}(x) \propto \exp\left(-\frac{1}{2}|x - x_0|_{\Gamma_0}^2\right)$, and the likelihood function $l(y; x) = \exp(-\Phi(x; y))$ that depends on the forward map \mathcal{G} . Since y is the given data and is not subject to change, when the context is clear, we drop its dependence in l , f , and Φ .

Sampling from a target distribution has a rich literature. Dating back to 1953 with the development of the Metropolis algorithm, for several decades, Markov chain Monte Carlo (MCMC) algorithms have been the primary tool for generating samples [39, 42, 75]. Different MCMC methods adopt different dynamics, but they share the same mathematical structure. Each MCMC method is run according to a transition matrix, and the target distribution is the unique invariant measure of such transition matrix. Subsequently, as a sample evolves according to this transition matrix, and its final distribution approaches the invariant measure, meaning that the sample can be viewed as a drawing from the target distribution. Over the decades, MCMC methods have attracted many investigations, and we have obtained a collection of results on MCMC convergence, including the convergence rate on the continuous and discrete level, both asymptotically and non-asymptotically with explicit rates [10, 16–19, 21, 22, 28–31, 58, 80, 90, 93].

In contrast to the classical single-particle MCMC methods, a new line of techniques surrounding “ensemble method” emerged over the past decade and have garnered a lot of interest. Instead of moving a single particle, many particles evolve simultaneously and interactively. The concept of utilizing a many-particle system instead of one particle traces back to the Ensemble Kalman Filter [34, 35, 41, 47], an ensemble-based version of the Kalman filter [52, 53] that stores Kalman matrices through sample representations. In the early 2010s, various ensemble-based methods were developed, including Ensemble Kalman Inversion [36, 48] and, more recently, consensus-based sampling [12], Stein variation [61], birth-death [64], and ensemble Kalman Sampler [40], and their derivatives such as the weighted ensemble Kalman Inversion [26].

It is believed that ensemble methods have some advantages over single-particle MCMC methods. The argument is that if many particles are exploring the full landscape together, the chance of them covering the full domain and discovering all local and global minima is higher, and thus can potentially capture the target distribution faster. Yet, this promise has not been fully realized. The first step towards this is to spell out explicitly the convergence rate of the ensemble: With what convergence rate in time and in the number of samples can the ensemble converge to the target distribution?

Unfortunately, unlike single-particle MCMC solvers, the numerical analysis for ensemble-type algorithms is considerably more intricate. Many particles interact in a nonlinear manner. It is not immediate that such an interaction speeds up the convergence. Unlike MCMC, which typically requires one to trace the evolution of the distribution of the single sample through the application of the transition matrix, for an ensemble, since many samples are involved, the underlying distribution lives on a tensorized space that is significantly higher-dimensional. This perspective necessitates the deployment of the mean-field limit to compress the tensorized probability space down to the original space. Upon such compression,

the many-particle system is altogether described by an ensemble (empirical) distribution, providing a fair platform to compare with the classical MCMC evolution.

A variety of approaches can be used to construct a sampling algorithm involving many particles, but the general procedure is usually the same. Generally speaking, there are three steps:

1. Identify an evolutionary PDE whose long time behavior recovers an invariant measure that coincides with the target distribution;
2. Design its particle method and translate the evolutionary PDE for the underlying distribution to a coupled ODE/SDE system for each particle;
3. Discretize the ODE/SDE system by implementing the Euler-Maruyama or high-order discretization methods.

Accordingly, the analysis of the numerical error is divided into three sections.

- Show that the solution to the PDE indeed converges to the target distribution efficiently. This is mostly PDE analysis.
- Prove that the PDE can be solved by the particle method. This is to show that the ensemble distribution of the N -particle accurately recovers the PDE solution. This step equates the PDE and the coupled ODE/SDE system, and is typically called deriving the mean-field limit.
- Demonstrate that the SDE discretization accurately recovers the dynamics of the underlying SDE system. This corresponds to analyzing the discretization error and showing that it is small when the stepsize h is small.

We summarize the above three steps in Figure 1, and the associated strategy deployed to validate the algorithms.

Each of these three steps of justification carries its own challenges and attracts a great deal of investigation. In this paper, we only discuss the mean-field analysis component of it (Step 2), using the Ensemble Kalman Sampler, Ensemble Kalman Inversion, and Boltzmann simulator as examples. The other two steps are equally important in the whole algorithm justification process, but are not the main focus of the paper. We refer the interested readers to [13, 14, 23, 26, 54].

To a large extent, the goal of proving “mean-field limit” and justifying particle methods for simulating PDEs very much align. Essentially one claims that a distribution density function can be represented as an ensemble of many particles drawn from it. Accordingly, the evolution of this density function encoded in a dynamical PDE can be translated to the evolution of these representative particles. The question then becomes quantifying the differences between these two systems when the number of representative particles is large.

Multiple approaches have been taken to achieve mean field derivation. The most straightforward machinery is the coupling method [6, 8, 20, 38, 85]. This amounts to designing an auxiliary particle system with all particles passively pushed by the underlying “field.” This auxiliary system serves as a bridge to link the underlying distribution and the ensemble system. When the system demonstrates good properties, such as Lipschitz forces, the method becomes very handy, as will be summarized in Section 2.1. Often in practice, forces, though regular enough, are not globally Lipschitz, preventing the direct application of the coupling method. Depending on the context, a mathematical treatment specifically designed for the SDEs at hand is required. This is a case-by-case discussion, and we will dive in detail in Section 2, using the ensemble Kalman inversion (EKI) [48] and the ensemble Kalman sampler (EKS) [40] as examples.

Another line of mean-field analysis is termed the martingale method. Within this framework, one can translate the PDE problems into their associated martingale problems that look for solutions as probability measures over the space of path measures. In this path measure space, one first demonstrates the tightness for a family of path measures. The tightness allows one to pass to a limit, upon which one can show that this limit happens to solve the mean-field PDE. Since the martingale method translates the mean-field convergence to the weak convergence of a sequence of measures over stochastic processes, the notion of convergence is quite weaker. Weak convergence is deployed to accommodate systems that are not so

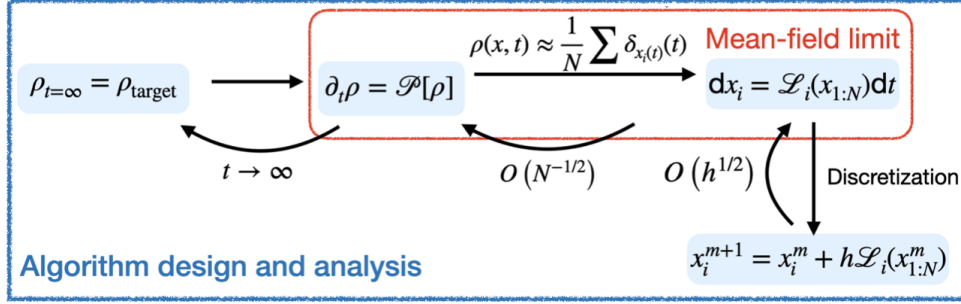


Figure 1. The process of algorithm design (left to right) typically involves three steps: designing a PDE, designing its particle method, discretization. The analysis procedure (right to left) is consistent with the design process in reverse. This paper only focuses on the second step of algorithm analysis, which involves applying mean-field analysis to validate the mean-field limit of multiple-particle algorithms.

smooth, and thus the approach can handle a much larger class of interacting particle systems. In particular, we will use it to show the Vlasov-Boltzmann simulator in Section 3. The Boltzmann collision operator is significantly more complex, and mean-field analysis is beyond what the coupling method can handle. However, while the method is much more versatile and relaxes the assumptions on systems' coefficients, it lacks a precise description of the convergence rate. In Section 3.4, we present some numerical evidence.

The mean-field limit results that deploy the coupling method (Section 2) have appeared in literature, and we specifically mention [24] and [25]. The machinery is rather standard and the set of theory is complete. Section 3 on the Boltzmann simulator, however, is completely new. Deploying the martingale approach for showing mean-field limit in artificial systems emerging from machine learning problems still requires more dedicated investigation.

2. MEAN-FIELD LIMIT FOR ENSEMBLE BASED SAMPLING METHODS

Ensemble based sampling methods are immensely popular in areas related to atmospheric science and weather prediction. The concept originates from Ensemble Kalman Filter, an algorithmic pipeline for implementing Kalman Filter. Kalman Filter, as a standard technique for data assimilation, allows one to gradually assimilate information from collected data to dynamical models that have unknown parameters, so to gradually refine our estimates for these parameters. In the most brute-force simulation, the Kalman filter calls for the computation of the Kalman gain matrix, a term strongly tied to the covariance of the parameters. This is a very expensive numerical step when the problem is high-dimensional. Ensemble Kalman Filter replaces the computation of the covariance by the ensemble covariance that can be extracted from a large quantity of samples. This way, one avoids direct computing the covariance and it significantly reduces the computational cost [34–36, 41, 47, 56, 57].

The idea of using the ensemble covariance to replace the true covariance was later adopted by the field of Bayesian sampling, see [9, 74] and the references therein, e.g. [2, 3]. Starting in the early 2000s, the idea is at the core of a long list of exciting algorithm developments [26, 40, 48]. A similar perspective-shifting took place in optimization as well. Ensemble based, or swarm based methods were designed to specifically tackle optimization problems that are non-convex, and has since generated tremendous excitement [11, 62, 86].

Two distinctive and representative solvers in this research direction are the Ensemble Kalman Inversion (EKI) [48] and the Ensemble Kalman Sampler (EKS) [40]. The two methods are widely used to predict geophysical turbulence [27, 46, 79], modeling reservoirs [49], and modeling fluid flow from the cardiovascular system [73], and generated excitement in various scientific domains.

We are interested in understanding the validity of the algorithms. As discussed in Section 1, we are particularly interested in showing the “mean-field” component of the method justification. Both systems deploy covariance matrices for samples to communicate with each other, and the flow fields for the samples are rather smooth. These properties allow us to implement the coupling method to conduct the mean-field analysis [24, 25] and demonstrate the convergence rate of the mean-field limit.

Below, we will first present in Section 2.1 a unified framework that discusses a typical use of the coupling method. Sections 2.2 and 2.3 are designated for EKI and EKS, respectively.

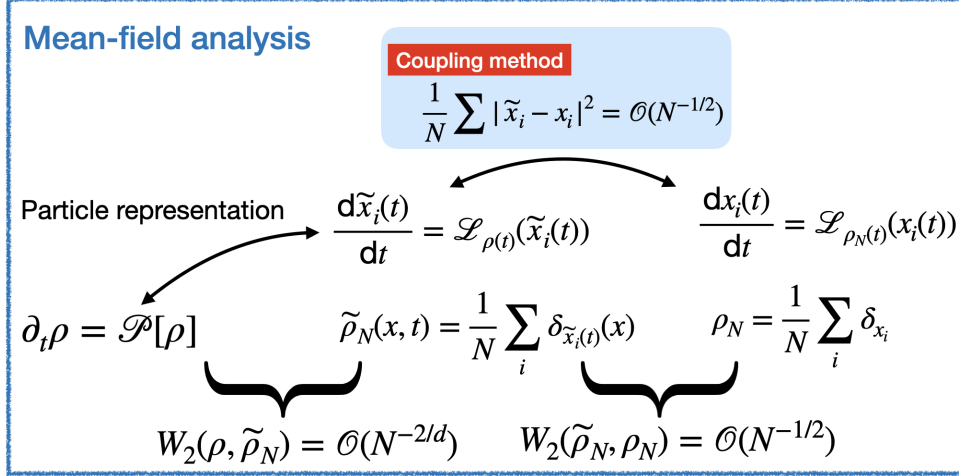


Figure 2. The general routine of the mean-field analysis from coupling perspective. The auxiliary particles $\tilde{x}_i(t)$ evolve according to a coupled ODE/SDE with $\rho(t)$ generated from the mean-field limiting PDE. The coupling method shows that x_i is close to \tilde{x}_i , which implies that $\tilde{\rho}_N$ is close to ρ_N . This, combined with the fact that $\tilde{\rho}_N \approx \rho$ from [38], ultimately justifies $\rho_N \approx \rho$.

2.1. Unified coupling method framework. The coupling method was beautifully shown in [85, 92] and this framework can handle a large class of systems that have nice properties. We take Fokker-Planck type PDE for the illustration:

$$(2.1) \quad \begin{aligned} \partial_t \rho(t, x) &= \mathcal{P}[\rho(t, x)] \\ &= \nabla_x \cdot (F(t, x; \rho) \rho(t, x)) + \nabla_x \cdot (D(t, x; \rho) \nabla_x \rho(t, x)), \end{aligned}$$

where $\rho(t)$ is the PDE solution. The operator \mathcal{P} is composed of two components, the drift term with the coefficient $F(t, x; \rho)$ and the diffusion term with the coefficient $D(t, x; \rho)$. Both F and D can depend on ρ , and when they do, this equation is nonlinear. Throughout the section, we term the equation System A.

This system is closely related to the following two types of SDEs.

System B: The particle system pushed by the underlying characteristics. Denote $\{\tilde{x}_i\}$ a collection of samples i.i.d. drawn from $\rho(t=0, \cdot)$ at the initial time $t=0$. These samples evolve according to:

$$(2.2) \quad d\tilde{x}_i(t) = F(t, \tilde{x}_i(t); \rho) dt + D(t, \tilde{x}_i(t); \rho) dW_t^i,$$

where W_t^i are independent Brownian motions. We further denote the ensemble distribution

$$(2.3) \quad \tilde{\rho}_N(t, x) := \frac{1}{N} \sum_{n=1}^N \delta_{\tilde{x}_n(t)}.$$

The system is driven by the true underlying characteristics and thus honestly reflects the flow field. We expect $\tilde{\rho}_N$ provided by System B to approximate ρ . However, we should note that (2.2) is not

a system that can be numerically realized since its parameters depend on $\rho(t, \cdot)$, the solution to the PDE, and is unknown.

System C: The particle system driven by the self-generated field. Let $\{x_i(t)\}_{i=1}^N$ be a collection of N samples i.i.d. drawn from $\rho(t=0, \cdot)$ at time $t=0$. We evolve them according to:

$$(2.4) \quad dx_i(t) = F(t, x_i(t); \rho_N)dt + D(t, \tilde{x}_i(t); \rho_N)dW_t^i,$$

where drift and diffusion coefficient F and D depend on the self-induced ensemble distribution:

$$(2.5) \quad \rho_N(t, x) = \frac{1}{N} \sum_i \delta_{x_i(t)}(x).$$

The system looks almost identical to System B in (2.2). However, this new system deploys a self-generated ρ_N instead of relying on an external ρ , and thus can be implemented numerically.

The mean-field derivation is to show that the solution of the underlying PDE (2.1), in System A, can be well approximated by the ensemble ρ_N in (2.5) in System C. This way, one translates the computation of the underlying PDE to the particle simulation in (2.4).

The coupling method amounts to showing the similarity between System A and System C by equating both with the middle agent: System B. Indeed, according to [38], System A and B are already close:

$$(2.6) \quad \text{dist}(\rho, \tilde{\rho}_N) \rightarrow 0, \quad \text{as } N \rightarrow \infty,$$

for some proper definition of the dist function¹. Most of the technical component of the proof goes to showing that System B and C are also close, meaning that, for all $0 \leq t < \infty$,

$$(2.7) \quad \frac{1}{N} \sum_j \mathbb{E} |\tilde{x}_j - x_j|^2 \xrightarrow{N \rightarrow \infty} 0, \quad \Rightarrow \quad \text{dist}(\tilde{\rho}_N, \rho_N) \xrightarrow{N \rightarrow \infty} 0.$$

If this can be proved, one can run the triangle inequality for:

$$\text{dist}(\rho, \rho_N) \leq \text{dist}(\rho, \tilde{\rho}_N) + \text{dist}(\tilde{\rho}_N, \rho_N) \rightarrow 0, \quad \text{as } N \rightarrow \infty,$$

concluding the mean-field derivation.

To show (2.7), we note the similarity in form between (2.2) and (2.4). The two sets of SDEs are presented in almost identical form, and mathematically it is straightforward to compute the difference. A typical strategy is to subtract the two systems and evolve their differences.

$$(2.8) \quad d(\tilde{x}_i(t) - x_i(t)) = [F(t, \tilde{x}_i(t); \rho) - F(t, x_i(t); \rho_N)]dt + \text{similar term for } dW_t^i.$$

Considering $x_i(t=0) = \tilde{x}_i(t=0)$, we need to show that the two terms on the right hand side are controllable. This is indeed true when some proper assumptions are made. Using the drift term F as an example:

$$(2.9) \quad \begin{aligned} & |F(t, \tilde{x}_i; \rho) - F(t, x_i; \rho_N)| \\ & \leq |F(t, \tilde{x}_i; \rho) - F(t, \tilde{x}_i; \tilde{\rho}_N)| + |F(t, \tilde{x}_i; \tilde{\rho}_N) - F(t, x_i; \rho_N)| \\ & \leq \underbrace{|F(t, \tilde{x}_i; \rho) - F(t, \tilde{x}_i; \tilde{\rho}_N)|}_{\leq L \text{dist}(\rho, \tilde{\rho}_N)} + \underbrace{|F(t, \tilde{x}_i; \tilde{\rho}_N) - F(t, x_i; \tilde{\rho}_N)|}_{\leq L|\tilde{x}_i - x_i|} + \underbrace{|F(t, x_i; \tilde{\rho}_N) - F(t, x_i; \rho_N)|}_{\leq L \text{dist}(\rho, \tilde{\rho}_N)} \end{aligned}$$

In this inequality, we repeatedly used the triangle inequality, and the last line assumes the Lipschitz condition of F on both ρ and x , with L denoting the Lipschitz constant over both arguments. The dW term in (2.8) can be treated similarly.

These estimates are then plugged in (2.8) and the Grönwall inequality is called, with the first and third terms in (2.9) serving as the source. Using (2.6) and the law of large numbers, it is straightforward to

¹According to [38], the W_2 -distance between the measures ρdx and $\tilde{\rho}_N dx$ converges to 0 when N approaches to infinity. We omit the symbol dx for simplicity of the notation when the context is clear.

show that the source terms are small. So one concludes that $\tilde{x}_i(t)$ and $x_i(t)$ are close for all finite time, confirming (2.7).

The above intuitive derivation largely depends on the Lipschitz condition of the drift coefficients F and diffusion coefficients D . Unfortunately, most ensemble methods only have locally Lipschitz coefficients, and for such methods, care has to be given in calculations in different contexts. In particular, in the mean-field proof for EKI, a boot-strapping argument is called, and for EKS, the Ando-Hemmen lemma is used. Nevertheless, the coupling method strategy remains the backbone of both proofs.

Throughout the section, various statistical quantities appeared multiple times. We unify the notation here. For a given probability density $\rho(t, x)$, we define expectations

$$\mathbb{E}_{\rho_t}(x) = \int_{\mathbb{R}^d} x \rho(t, x) dx, \quad \mathbb{E}_{\rho_t}(\mathcal{G}(x)) = \int_{\mathbb{R}^d} \mathcal{G}(x) \rho(t, x) dx,$$

and the covariance matrices

$$(2.10) \quad \text{Cov}_{\rho_t} = \int_{\mathbb{R}^d} (x - \mathbb{E}_{\rho_t}(x)) \otimes (x - \mathbb{E}_{\rho_t}(x)) \rho dx,$$

$$(2.11) \quad \text{Cov}_{\rho_t, \mathcal{G}} = \text{Cov}_{\mathcal{G}, \rho_t}^\top = \int_{\mathbb{R}^d} (x - \mathbb{E}_{\rho_t}(x)) \otimes (\mathcal{G}(x) - \mathbb{E}_{\rho_t}(\mathcal{G}(x))) \rho(t, x) dx.$$

Similarly, for an ensemble of particles $\{x_n\}_{n=1}^N$, we define the empirical means and covariance matrices

$$(2.12) \quad \bar{x} = \frac{1}{N} \sum_{i=1}^N x_i, \quad \bar{\mathcal{G}} = \frac{1}{N} \sum_{i=1}^N \mathcal{G}(x_i),$$

$$\text{Cov}_{x,x} = \frac{1}{N} \sum_{i=1}^N (x_i - \bar{x}) \otimes (x_i - \bar{x}), \quad \text{and} \quad \text{Cov}_{x,\mathcal{G}} = \frac{1}{N} \sum_{i=1}^N (x_i - \bar{x}) \otimes (\mathcal{G}(x_i) - \bar{\mathcal{G}}).$$

2.2. Ensemble Kalman inversion. This section reviews the EKI method [48] and summarizes its results of the mean-field analysis [24].

2.2.1. Algorithm. Ensemble Kalman Inversion (EKI) is an algorithm that designs a dynamics aiming at driving the prior distribution to the posterior distribution in a finite time horizon. More specifically, a PDE will be designed so that its solution has the following form.

$$(2.13) \quad \rho(t, x) \propto \rho_{\text{prior}}(x) \exp(-t\Phi(x; y)).$$

Recall Baye's theorem (1.3), it is immediate that

$$\rho(t=0, x) = \rho_{\text{prior}}(x), \quad \rho(t=1, x) = \rho_{\text{target}}(x).$$

One proposal to achieve this is to implement the following PDE:

$$(2.14) \quad \partial_t \rho = \mathcal{L}[\rho] = -\nabla_x \cdot \left((y - \mathcal{G}(x))^\top \Gamma^{-1} \text{Cov}_{\mathcal{G}, \rho_t} \rho \right) + \frac{1}{2} \text{Tr} \left(\text{Cov}_{\rho_t, \mathcal{G}} \Gamma^{-1} \text{Cov}_{\mathcal{G}, \rho_t} \mathcal{H}_x(\rho) \right)$$

where \mathcal{H}_x denotes the hessian in x .

Therefore, as a consequence, a Monte Carlo type solver that simulates (2.14) provides samples drawn from the target distribution ρ_{target} .

Remark 2.1. It is typically overlooked in the literature that in the most general setting, (2.13) does not solve (2.14) unless the forward map is linear. Namely, only when $\mathcal{G}(x) = Ax$ and thus $\Phi(x; y) = \frac{1}{2} (x^\dagger - x)^\top A^\top \Gamma^{-1} A (x^\dagger - x)$ where we denote $y = Ax^\dagger$, (2.13) solves (2.14), and thus the PDE solver generates samples from ρ_{target} at $t = 1$. For general nonlinear \mathcal{G} , this is only an approximation.

Indeed, as proved in [26], the correct PDE, besides having the \mathcal{L} operator defined as in (2.14), should also make use of a correction term:

$$\partial_t \rho(t, x) = \mathcal{L}[\rho(t, x)] + \mathcal{R}(t, x; \rho) \rho(t, x),$$

where $\mathcal{R}(t, x; \rho)$ has complicated nonlinear form that gets expanded out in [26]. This form strongly suggests that a sampling strategy should have all particles weighted with the weight adjusted according to \mathcal{R} .

Depending on the size of \mathcal{R} , EKI may produce samples that are $O(1)$ away from the target distribution ρ_{target} . It is still an open problem to estimate and control this weight term \mathcal{R} , but some discussions can be found in [26, 32, 56].

According to [70], the SDE representation of (2.14), the associated System B is:

$$(2.15) \quad d\tilde{x}_i(t) = \text{Cov}_{\rho_t, \mathcal{G}} \Gamma^{-1} (y - \mathcal{G}(\tilde{x}_i(t))) dt + \text{Cov}_{\rho_t, \mathcal{G}} \Gamma^{-\frac{1}{2}} dW_t^i.$$

As discussed in Section 2.1, System B cannot be realized numerically. To turn it into an algorithm, the groundtruth covariance $\text{Cov}_{\rho_t, \mathcal{G}}$ is replaced by the ensemble covariance matrix $\text{Cov}_{x_t, \mathcal{G}_t}$, and we obtain the new system, the associated System C:

$$(2.16) \quad dx_i(t) = \text{Cov}_{x_t, \mathcal{G}_t} \Gamma^{-1} (y - \mathcal{G}(x_i(t))) dt + \text{Cov}_{x_t, \mathcal{G}_t} \Gamma^{-\frac{1}{2}} dW_t^i,$$

where the covariance matrices are self-generated defined in (2.12).

Both System B and System C set the samples at the initial time $\{x_i(t=0)\}$ i.i.d. drawn from the prior distribution $\rho(t=0, \cdot) = \rho_{\text{prior}}$.

The algorithm of EKI is to further discretize system C using the Euler-Maruyama method with time step $h > 0$, as summarized in Algorithm 1. The algorithm is terminated at $M = 1/h$ time step to ensure that the system runs to the pseudo-time $t = 1$.

Algorithm 1 Ensemble Kalman Inversion

Preparation:

1. Input: $N \gg 1$; h (Stepsize); $M = 1/h$ (stopping index); Γ ; and y (data).

2. Initial: $\{x_i^0\}_{i=1}^N$ sampled from initial distribution ρ_{ini} .

Run: Set time step $m = 0$;

While $m < M$:

1. Define empirical means and covariance:

$$\bar{x}^m = \frac{1}{N} \sum_{i=1}^N x_i^m, \bar{\mathcal{G}}^m = \frac{1}{N} \sum_{i=1}^N \mathcal{G}(x_i^m) \text{ and } \text{Cov}_{x^m, \mathcal{G}^m} = \frac{1}{N} \sum_{i=1}^N (x_i^m - \bar{x}^m) \otimes (\mathcal{G}(x_i^m) - \bar{\mathcal{G}}^m).$$

2. Update ensemble particles ($\forall 1 \leq i \leq N$)

$$\begin{aligned} x_{*,i}^{m+1} &= x_i^m + h \text{Cov}_{x^m, \mathcal{G}^m} \Gamma^{-1} (y - \mathcal{G}(x_i^m)), \\ x_i^{m+1} &= x_{*,i}^{m+1} + \sqrt{h} \text{Cov}_{x^m, \mathcal{G}^m} \Gamma^{-1/2} \xi_i^m, \quad \text{with } \xi_i^m \sim \mathcal{N}(0, \text{I}). \end{aligned}$$

3. Set $m \rightarrow m + 1$

end

Output: Ensemble particles $\{x_i^M\}_{i=1}^N$.

2.2.2. *Mean-field analysis for EKI.* The mean-field derivation of EKI amounts to equating (2.16) with its underlying PDE (2.14). The following theorem summarizes the result.

Theorem 2.2 (Mean-field limit for EKI). *Suppose that \mathcal{G} satisfies the weak nonlinear assumption². Denote $\rho_N(t, x)$ the ensemble distribution of $\{x_i(t)\}$ as defined in (2.5) and $\rho(t, x)$ the weak solution to (2.14) with $\rho(0, x) = \rho_{\text{prior}}$, then $\rho_N \rightarrow \rho$ in the Wasserstein sense and the weak sense for all finite time t :*

- For any $\epsilon > 0$, there is a constant $C_\epsilon(t)$ independent of N such that:

$$(2.17) \quad \mathbb{E}(W_2(\rho_N(t, x), \rho(t, x))) \leq C_\epsilon(t) \begin{cases} N^{-\frac{1}{2}+\epsilon}, & d \leq 4 \\ N^{-2/d}, & d > 4 \end{cases}.$$

- For any l -Lipschitz test function g , for any $\epsilon > 0$, there is a constant C_ϵ depending on ϵ , l and t and independent of N such that:

$$(2.18) \quad \left(\mathbb{E} \left| \int g(x) [\rho_N(t, x) dx - \rho(x, t) dx] \right|^2 \right)^{\frac{1}{2}} \leq C_\epsilon N^{-\frac{1}{2}+\epsilon}.$$

We note the convergence is in expectation sense. Different realizations of Brownian motion provides different configuration of ρ_N . In expectation, ρ_N converges to ρ , and the expectation sign takes expectation over the randomness from Brownian motions (2.5).

The theorem clearly suggests that the Wasserstein convergence rate sees the curse of dimensionality. For $d \geq 4$, the rate is slower than the classical Monte Carlo rate of $\frac{1}{\sqrt{N}}$. We believe that the rate is optimal within the current machinery, see [38]. On the other hand, the convergence in the weak sense (tested by a Lipschitz function) is always as strong as one would expect from an MC sampling. It should be noted that when $g(x) = x^p$ for any $p \in \mathbb{N}_+$, we expect convergence of the moments³.

The main strategy is already discussed in Section 2.1: the proof boils down to showing both (2.6) and (2.7), as presented below.

Firstly, we note that (2.6) is proved by calling [38, Theorem 1]. In the current context,

Lemma 2.3. *Let $\{\tilde{x}_i(t)\}$ solve (2.15) with $\rho(t, x)$ being the solution to (2.14). Further denote $\tilde{\rho}_N(t, x)$ the ensemble distribution of $\{\tilde{x}_i(t)\}$ as defined in (2.3), then, under the condition in Theorem 2.2, there is a constant $C(t)$ independent of N such that for all finite t :*

$$(2.19) \quad \mathbb{E}(W_2(\tilde{\rho}_N(t, x), \rho(t, x))) \leq C(t) N^{-\min\{1/2, 2/d\}}.$$

Now, we prove (2.7). It should be noted that the calculation in (2.9) does not apply directly: we do not have the Lipschitz continuity against ρ . In [24], a bootstrapping argument was deployed. To be more precise, we define the differences

$$\Delta_i(t) = x_i(t) - \tilde{x}_i(t).$$

By subtracting the two equations (2.15) and (2.16), a conditional convergence can be shown, namely:

Lemma 2.4. *If there is $\gamma \geq 0$ so that*

$$\mathbb{E}(|\Delta_i(t)|^2) \leq N^{-\gamma}, \quad \forall i,$$

then for any $\epsilon > 0$, there is a constant C_ϵ so that

$$\mathbb{E}(|\Delta_i(t)|^2) \leq C_\epsilon N^{-1/2-\gamma/2+\epsilon}, \quad \forall i.$$

²For technical reasons, we can only prove the mean-field under the weak nonlinearity assumption. In particular, we assume that \mathcal{G} is weak nonlinear, meaning that there is a matrix $A \in \mathbb{R}^{d \times d}$ such that $\mathcal{G}(x) = Ax + b(x)$ where $b(x) : \mathbb{R}^d \rightarrow \mathbb{R}^d$ is a smooth bounded function satisfying $\text{Range}(b) \perp_{\Gamma^{-1}} \text{Range}(A)$, $|b(x)| + |\nabla_x b(x)| \leq B$ with some constant $B > 0$ in \mathbb{R}^d , and $a \perp_{\Gamma^{-1}} b$ means $a^\top \Gamma^{-1} b = 0$ and a^\top is to take transpose of a .

³ $g(x) = x^p$ is not global Lipschitz, so a strategy that regularizes the test function through truncation is necessary to deploy (2.18). We leave out details.

Note that

$$\frac{1}{2} + \frac{\gamma}{2} - \epsilon > \gamma, \quad \text{for } \gamma < \frac{1}{2} - \epsilon,$$

so conditioned on a lower convergence rate, the lemma can be deployed to push the convergence to a faster rate. To kick off this bootstrapping, we note that by setting $\gamma = 0$, one needs the boundedness of the second moment, which can be proved. Then Lemma 2.4 gets repeatedly deployed to finally push the results to:

$$(2.20) \quad \mathbb{E}(|\Delta_i(t)|^2) \leq C_\epsilon N^{-1+\epsilon} \quad \Rightarrow \quad \mathbb{E}(W_2(\tilde{\rho}_N, \rho_N)) \leq C_\epsilon N^{-1/2+\epsilon}.$$

Combining it with Lemma 2.3, we obtain:

$$\mathbb{E}(W_2(\rho_N, \rho)) \leq \mathbb{E}(W_2(\rho_N, \tilde{\rho}_N)) + \mathbb{E}(W_2(\tilde{\rho}_N, \rho)) \leq C_\epsilon \begin{cases} N^{-\frac{1}{2}+\epsilon}, & d \leq 4 \\ N^{-2/d}, & d > 4 \end{cases},$$

concluding (2.17).

The weak convergence in (2.18) is a classical practice. First, noting the triangle inequality, we have

$$(2.21) \quad \begin{aligned} & \left(\mathbb{E} \left| \int g(x) [\rho_N dx - \rho dx] \right|^2 \right)^{\frac{1}{2}} \\ & \leq \left(\mathbb{E} \left| \int g(x) [\rho_N dx - \tilde{\rho}_N dx] \right|^2 \right)^{\frac{1}{2}} + \left(\mathbb{E} \left| \int g(x) [\tilde{\rho}_N dx - \rho dx] \right|^2 \right)^{\frac{1}{2}}. \end{aligned}$$

These two terms can be controlled separately. To control the first term, we note

$$(2.22) \quad \begin{aligned} & \mathbb{E} \left| \int g(x) [\rho_N dx - \tilde{\rho}_N dx] \right|^2 = \mathbb{E} \left| \frac{1}{N} \sum_{i=1}^N g(x_i(t)) - g(\tilde{x}_i(t)) \right|^2 \\ & \leq \frac{l^2}{N^2} \mathbb{E} \left(\sum_{i=1}^N |x_i(t) - \tilde{x}_i(t)|^2 \right) \leq C_\epsilon l^2 N^{-1+\epsilon}, \end{aligned}$$

where the l -Lipshitz and Hölder's inequality are used in the first inequality, and (2.20) is used in the second inequality. The control of the second term is essentially law of large numbers:

$$\mathbb{E} \left| \int g(x) [\tilde{\rho}_N dx - \rho(t, x) dx] \right|^2 = \mathbb{E} \left| \frac{1}{N} \sum_{i=1}^N g(\tilde{x}_i(t)) - \mathbb{E}_{\rho_t}(g) \right|^2 = \frac{1}{N} \text{Var}_{\rho_t}[g]$$

where $\text{Var}_{\rho_t}[g] = \mathbb{E}_{\rho_t}[g^2] - (\mathbb{E}_{\rho_t}[g])^2$. The term is bounded due to the l -Lipschitz property of g .

$$(2.23) \quad \mathbb{E} \left| \int f(x) [\tilde{\rho}_N dx - \rho(t, x) dx] \right|^2 \leq C(l) N^{-1}.$$

Combining the two terms into (2.21), (2.18) is proved.

2.3. Ensemble Kalman sampler. This section is dedicated to the mean-field analysis of the algorithm Ensemble Kalman sampler (EKS). As for EKI, we first present the algorithm and then show the application of the procedure as demonstrated in subsection 2.1.

2.3.1. *Algorithm.* EKS was proposed in [40], and to some extent can be viewed as a modification to the overdamped Langevin dynamics. Unlike Langevin, which induces a single-particle MCMC type algorithm, EKS introduces the communications between particles and induces an ensemble method.

There are many approaches to justify the success of the overdamped Langevin. One approach is to view it as a particle method for the Fokker-Planck equation, and the beautiful discovery [51] reformulates it as the gradient flow of relative entropy. More specifically, the Fokker-Planck PDE writes as:

$$(2.24) \quad \frac{d\rho}{dt} = \nabla_x \cdot (\nabla_x f(x; y)\rho + \nabla_x \rho) = -\nabla_{W_2} \text{KL}(\rho | \rho_{\text{target}}).$$

Here $\text{KL}(\mu | \nu) = \int \log(d\mu/d\nu)d\mu$ is termed relative entropy, or sometimes also called the Kullback-Leibler divergence. In the equation, $\nabla_{W_2} \text{KL}$ stands for the gradient of ρ of the functional KL against the Wasserstein metric. Since it is a gradient flow type PDE, the KL monotonically decreases in time. Moreover, under proper assumptions on the function $f(x; y)$ (log-concave for example), when $t \rightarrow \infty$, $\rho(t, x)$ converges to $\rho_{\text{target}} \propto \exp(-f(x; y))$ [65].

On the discrete level, to simulate the equation, one can deploy the particle method. It is then ran according to the following Langevin dynamics:

$$(2.25) \quad dx(t) = -\nabla_x f(x; y)dt + \sqrt{2}dW_t.$$

As a natural consequence, with long enough time, the particle produced by (2.25) can be seen as a sample drawn from the target distribution ρ_{target} . This classical sampling algorithm is called overdamped Langevin Monte Carlo [72, 76, 77].

The Ensemble Kalman Sampler (EKS) can be seen as an ensemble modification of (2.25). Indeed, it rewrites (2.24) into the following form:

$$(2.26) \quad \partial_t \rho = \nabla \cdot (\rho \text{Cov}_{\rho_t} \nabla_x f(x; y)) + \text{Tr}(\text{Cov}_{\rho_t} \mathcal{H}_x \rho),$$

where Cov_{ρ_t} is defined in (2.10).

One can further formulate it as a gradient flow over a specially designed metric [40, Section 3.3] to analytically quickly obtain convergence in time. We omit the details here.

The stark difference between this modified Fokker-Planck equation (2.26) and the classical Fokker-Planck equation (2.24) is that this new equation is nonlinear. When discretized using particle methods, one needs to differentiate System B and System C, as discussed in Section 2.1. System B is a collection of particles that are passively pushed by the underlying flow, and in this context becomes:

$$d\tilde{x}_i = -\text{Cov}_{\rho_t} \nabla_x f(\tilde{x}_i; y)dt + \sqrt{2\text{Cov}_{\rho_t}}dW_t^i.$$

In the Bayesian setting, $f(x; y)$ adopts the form in (1.2) and the formulation rewrites as:

$$(2.27) \quad d\tilde{x}_i = -\text{Cov}_{\rho_t} \nabla_x \mathcal{G}(x_i) \Gamma^{-1}(\mathcal{G}(\tilde{x}_i(t)) - y) dt - \text{Cov}_{\rho_t} \Gamma_0^{-1}(\tilde{x}_i(t) - x_0) dt + \sqrt{2\text{Cov}_{\rho_t}}dW_t^i.$$

It is clear that the covariance in the above formulation is the ground truth covariance computed from the underlying flow ρ and is not available, so in real computation, the ensemble covariance is deployed as an approximation. This leads to System C:

$$(2.28) \quad dx_i = -\text{Cov}_{x_t, x_t} \nabla_x \mathcal{G}(x_i) \Gamma^{-1}(\mathcal{G}(x_i(t)) - y) dt - \text{Cov}_{x_t, x_t} \Gamma_0^{-1}(x_i(t) - x_0) dt + \sqrt{2\text{Cov}_{x_t, x_t}}dW_t^i.$$

where Cov_{x_t, x_t} is defined in (2.12).

There are two nice features of this modified Fokker-Planck equation and the ensemble discretization pair, in comparison to the original Fokker-Planck equation and the Langevin dynamics pair. As discovered in [14], the modified Fokker-Planck (2.26) is more stable against the conditioning of the landscape f . More specifically, when ρ_{target} is a Gaussian distribution, the convergence of $\rho(t)$ to ρ_{target} in the Wasserstein-2 distance is exponential, and the rate of convergence is independent of the conditioning of the target Gaussian.

The second advantage of deploying this new equation is that, when the forward map \mathcal{G} is almost linear, we are in a very good position to transition the problem into a gradient-free formulation. More specifically, by formulating

$$\text{Cov}_{\rho_t} \nabla_x \mathcal{G}(x(t)) \rightarrow \text{Cov}_{\rho_t, \mathcal{G}_t},$$

then System B as in written in (2.27) takes a gradient-free form:

$$(2.29) \quad d\tilde{x}_i = -\text{Cov}_{\rho_t, \mathcal{G}_t} \Gamma^{-1} (\mathcal{G}(\tilde{x}_i) - y) - \text{Cov}_{\rho_t} \Gamma_0^{-1} (\tilde{x}_i - x_0) dt + \sqrt{2\text{Cov}_{\rho_t}} dW_t^i,$$

and System C, as in (2.28), becomes:

$$(2.30) \quad dx_i = -\text{Cov}_{x_t, \mathcal{G}_t} \Gamma^{-1} (\mathcal{G}(x_i) - y) dt - \text{Cov}_{x_t, x_t} \Gamma_0^{-1} (x_i(t) - x_0) dt + \sqrt{2\text{Cov}_{x_t, x_t}} dW_t^i,$$

where $\text{Cov}_{x_t, \mathcal{G}_t}$ is the ensemble covariance between $\{x_i(t)\}$ and $\{\mathcal{G}(x_i(t))\}$ defined in (2.12). Note that the computation does not require the access of $\nabla \mathcal{G}$, a desirable feature in many scientific domains [27, 46]. We summarize in Algorithm 2 the numerical implementation of equation (2.30).

For mathematical justification of the algorithm, we provide the mean-field analysis in the theorem below.

Algorithm 2 Ensemble Kalman sampling

Preparation:

1. Input: $N \gg 1$; h (stepsize); M (stopping index); Γ ; Γ_0 ; and y (data).

2. Initial: $\{x_i^0\}_{i=1}^N$ sampled from an initial distribution ρ_{ini} .

Run: Set time step $m = 0$;

While $m < M$:

1. Define empirical means and covariance:

$$\bar{x}^m = \frac{1}{N} \sum_{i=1}^N x_i^m, \text{ and } \bar{\mathcal{G}}^m = \frac{1}{N} \sum_{i=1}^N \mathcal{G}(x_i^m),$$

$$\text{Cov}_{x^m, x^m} = \frac{1}{N} \sum_{i=1}^N (x_i^m - \bar{x}^m) \otimes (x_i^m - \bar{x}^m) \text{ and } \text{Cov}_{x^m, \mathcal{G}^m} = \frac{1}{N} \sum_{i=1}^N (x_i^m - \bar{x}^m) \otimes (\mathcal{G}(x_i^m) - \bar{\mathcal{G}}^m).$$

2. Update ensemble particles ($\forall 1 \leq i \leq N$)

$$x_{*,i}^{m+1} = x_i^m - h \text{Cov}_{x^m, \mathcal{G}^m} \Gamma^{-1} (\mathcal{G}(x_i^m) - y) - h \text{Cov}_{x^m, x^m} \Gamma_0^{-1} (x_{*,i}^{m+1} - x_0),$$

$$x_{m+1}^n = x_{*,i}^{m+1} + \sqrt{2h \text{Cov}_{x^m, x^m}} \xi_i^m, \quad \text{with } \xi_i^m \sim \mathcal{N}(0, I).$$

3. Set $m \rightarrow m + 1$.

end

Output: Ensemble particles $\{x_i^M\}_{i=1}^N$.

Theorem 2.5 (Mean-field limit of EKS). *Suppose $\mathcal{G}(x) = Ax$ with $A \in \mathbb{R}^{d \times d}$. Let $\rho(t, x)$ be the weak solution to the Fokker-Planck equation and $\{x_i(t)\}$ be a solution to (2.30) with $x_i(0)$ i.i.d. drawn from the distribution ρ_{prior} . Assume:*

$$(2.31) \quad \lambda_{\min}(\text{Cov}_{\rho_t}) > \lambda_{\max}(\text{Cov}_{\rho_{\text{target}}}), \quad \forall 0 \leq t \leq T,$$

then for any $0 < \epsilon < 1/2$, there exists C , depending on T and ϵ , but independent of N such that

$$\mathbb{E}(W_2(\rho_N(t, x), \rho(t, x))) \leq C \begin{cases} N^{-1/2+\epsilon}, & d \leq 4 \\ N^{-2/d}, & d > 4 \end{cases}.$$

In addition, given any l -Lipschitz function g , for any $\epsilon > 0$, there is a constant C_ϵ such that for any $t < \infty$

$$\left(\mathbb{E} \left| \int f(x) [\rho_N(t, x) dx - \rho(t, x) dx] \right|^2 \right)^{\frac{1}{2}} \leq C_\epsilon N^{-\frac{1}{2} + \epsilon}.$$

where the constant C_ϵ depends on l , ϵ and time t and is independent of N

The proof of the above theorem is similar to that of Theorems 2.2, so we will not include it here. We refer interested readers to [25].

We note that the assumption (2.31) is for a technical purpose that we hope to be able to remove. In the proof we deploy the Ando-Hemmen inequality that studies the differences between two matrices when square roots are taken. As long as some other reasonable estimates, which avoid direct use of Ando-Hemmen, can be found to control the sensitivity of taking square roots of matrices, we see the possibility of removing this assumption. In addition, when \mathcal{G} is weakly nonlinear, we anticipate that convergence to the mean-field limit is still valid.

3. BOLTZMANN SIMULATOR

We switch gears to a new set of sampling strategy called the Boltzmann simulator. In contrast to global interactions, the Boltzmann simulator deploys local interactions, drawing inspiration from the Vlasov-Boltzmann equation.

To facilitate our discussion, we begin by providing an overview of the Vlasov-Boltzmann equation in Section 3.1. This gives us the motivation to design sampling algorithms. Following this, in Section 3.2, we propose two sampling methods derived from the Vlasov-Boltzmann equation, namely the Nanbu simulator and the Bird simulator. The mean-field justification of these two methods will then be discussed in Section 3.3. Numerical results are presented in Section 3.4.

3.1. Vlasov-Boltzmann and its properties. The Boltzmann simulator should be viewed as a particle method for the Vlasov-Boltzmann equation. In the domain $(x, v) \in \mathbb{R}^{2d}$:

$$(3.1) \quad \partial_t \mu_t(x, v) + \mathcal{L} \mu_t(x, v) = \mathcal{Q} \mu_t(x, v),$$

where the transport operator \mathcal{L} is defined by

$$(3.2) \quad \mathcal{L} \mu_t(x, v) = v \cdot \nabla_x \mu_t(x, v) - \nabla_x f(x) \cdot \nabla_v \mu_t(x, v),$$

and the collision operator \mathcal{Q} is defined by

$$(3.3) \quad \mathcal{Q} \mu_t(x, v) = \iint_{\mathbb{S}^{d-1} \times \mathbb{R}^d} q(v, w, n) (\mu_t(x, v^*) \mu_t(x, w^*) - \mu_t(x, v) \mu_t(x, w)) dn dw.$$

The transport operator \mathcal{L} is the Vlasov component of the equation driven by the Hamiltonian:

$$(3.4) \quad \dot{x} = v, \quad \dot{v} = -\nabla_x f$$

where $f(x)$ is a given potential function. The Boltzmann collision operator \mathcal{Q} describes the interaction between two particles located at the same position x and having pre-collisional velocities v and w . During this interaction, they exchange momentum and energy, resulting in new velocities v^* and w^* after the collision. The vector n is a unit vector that describes in which direction the particles are scattered off to:

$$(3.5) \quad v^* = v + ((w - v) \cdot n)n, \quad w^* = w + ((v - w) \cdot n)n.$$

It can be verified that the relative velocity before and after collision is unchanged:

$$(3.6) \quad |v - w| = |v^* - w^*|.$$

The term $q(v, w, n)$ is called the cross-section. It quantifies the likelihood of such interactions. We have assumed that the medium is homogeneous, meaning q is independent of x , and only depends on $|v - w|$ and $(v - w) \cdot n$. This assumption is useful when we derive the weak form PDE in Section 3.3.1. We

usually say that the Boltzmann operator is local because all particle interactions take place when their spatial coordinates agree – thus local in x .

This classical local Boltzmann collision operator in equation (3.1) can sometimes be relaxed to allow particles at different spatial locations to interact as well. We consider the mollified Vlasov-Boltzmann equation [44, 45]

$$(3.7) \quad \partial_t \mu_t(x, v) + \mathcal{L} \mu_t(x, v) = \tilde{\mathcal{Q}} \mu_t(x, v),$$

where the collision operator

$$(3.8) \quad \tilde{\mathcal{Q}} \mu_t(x, v) = \iint_{\mathbb{S}^{d-1} \times \mathbb{R}^{2d}} \tilde{q}(x, v, y, w, n) (\mu_t(x, v^*) \mu_t(y, w^*) - \mu_t(x, v) \mu_t(y, w)) \, dn \, dw \, dy.$$

The new cross-section $\tilde{q}(x, v, y, w, n) = I(|x - y|) q(v, w, n)$ is delocalized, with $I(|x - y|)$ serving as a mollifier. It is nonnegative and normalized, i.e. $\int_{\mathbb{R}^d} I(|x|) \, dx = 1$. This equation allows a particle at location x with velocity v to interact with a particle at location y with velocity w to obtain new velocities v^* and w^* . The intensity of such interaction is upper bounded by I . Note that the classical Boltzmann (3.1) can be recovered if $I = \delta$.

The equation can also be interpreted with a probabilistic viewpoint, dating back to Tanaka [87, 88], where he connected the solution of the Boltzmann equation to a Piecewise Deterministic Markov Process (PDMP). In this context, we view the solution of the Boltzmann equation as the distribution of particles that evolve according to the force field $-\nabla f(x)$. Each particle is equipped with a Poisson clock, and when the clock rings, the particle, with coordinate (x, v) , chooses another particle (y, w) to interact with. The particle being chosen is selected at random from an ocean of infinitely many independent particles distributed according to the same distribution. The particle (x, v) collides with the particle (y, w) by randomly sampling a normal direction $n \sim \tilde{q}(x, v, y, w, n) \, dn$. After the collision, the particle (x, v) adopts a new coordinate (x, v^*) and forgets all knowledge about the particle (y, w) . It then continues to evolve under the force field. For mathematical convenience, it is further assumed the cross-section is bounded:

Assumption 3.1 (Boundedness of Cross-Section). There exists $\Lambda > 0$ such that

$$(3.9) \quad \sup_{x, y, v, w \in \mathbb{R}^d} \int_{\mathbb{S}^{d-1}} \tilde{q}(x, v, y, w, n) \, dn \leq \Lambda < \infty.$$

According to the PDE analysis perspective, there are two nice features of this modified Boltzmann equation.

- Equilibrium state is the target distribution. As will be shown in Theorem 3.2, the equilibrium of the equation is the following:

$$(3.10) \quad \mu^* \propto \exp\left(-f(x) - \frac{1}{2}|v|^2\right),$$

meaning its x -marginal distribution truly recovers the target distribution (1.1).

- Long time limit convergences to the equilibrium. With proper conditions, as discussed in Theorem 3.3, one can also show that, in a weighted L_∞ -norm, the PDE drives the initial distribution to the equilibrium state (3.10).

The goal of sampling is to design a dynamics whose invariant measure is the target distribution, so that samples following this dynamics, in long time, can be viewed as a drawing from the target distribution. The two features above suggest that the dynamics provided by the Vlasov-Boltzmann system (3.7) truly drives some arbitrary initial data to the target distribution and thus is a feasible choice. If one can design a particle method to simulate (3.7), the particles, in the long time limit, can be viewed as samples drawn from the target distribution.

We should also note that under the boundedness assumption of the cross-section, the well-posedness of the mollified Vlasov-Boltzmann equation is known [43], so the existence and uniqueness of the solution is not a concern.

We now present the mathematically rigorous description of the two features discussed above. Firstly, the target distribution is an invariant measure of the Vlasov-Boltzmann equation.

Theorem 3.2. *The mollified Vlasov-Boltzmann equation (3.7) admits an equilibrium state μ^* defined in (3.10).*

Proof. To show the theorem, we are to plug in μ^* into the equation and demonstrate that both the left-hand side and the right-hand side vanishes.

The left hand side transport term vanishes can be shown by direct computation:

$$(3.11) \quad v \cdot \nabla_x \mu^*(x, v) - \nabla_x f(x) \cdot \nabla_v \mu^*(x, v) = (-v \cdot \nabla_x f(x)) \mu^*(x, v) + (\nabla_x f(x) \cdot v) \mu^*(x, v) = 0.$$

The right-hand side collision term also vanishes. From the conservation of energy upon collision:

$$(3.12) \quad |v^*|^2 + |w^*|^2 = |v|^2 + |w|^2,$$

then

$$(3.13) \quad \begin{aligned} & \iint_{\mathbb{S}^{d-1} \times \mathbb{R}^{2d}} \tilde{q}(x, v, y, w, n) (\mu^*(x, v^*) \mu^*(y, w^*) - \mu^*(x, v) \mu^*(y, w)) \, dndwdy \\ & \propto \iint_{\mathbb{S}^{d-1} \times \mathbb{R}^{2d}} \tilde{q}(x, v, y, w, n) \exp(-f(x) - f(y)) \\ & \quad [\exp(-|v^*|^2 - |w^*|^2) - \exp(-|v|^2 - |w|^2)] \, dndwdy = 0. \end{aligned}$$

□

The stability of the equilibrium state μ^* to the Vlasov-Boltzmann equation (3.1) has also been studied, see [54, 59]. In particular, it is proved in [54] that for an potential function f with degenerate coordinate dependence, an initial state converges to μ^* exponentially in a weighted- L_∞ norm:

Theorem 3.3 (Theorem 1 in [54]). *Assume the potential function $f(x)$ has degenerate coordinate dependence, that is, there exists an $0 < n < d$, so that $f(x) = f(x_{n+1}, \dots, x_d)$ for any $x = (x_1, \dots, x_d)$. Assume the initial condition $\mu(0, x, v) = \mu_0(x, v)$ satisfies*

$$(3.14) \quad \begin{aligned} & \int_{\mathbb{R}^{2d}} \mu_0(x, v) - \mu^*(x, v) \, dx dv = 0, \quad (\text{Mass condition}) \\ & \int_{\mathbb{R}^{2d}} \left(\frac{1}{2} |v|^2 + f(x) \right) (\mu_0(x, v) - \mu^*(x, v)) \, dx dv = 0, \quad (\text{Energy condition}) \\ & \int_{\mathbb{R}^{2d}} v_i (\mu_0(x, v) - \mu^*(x, v)) \, dx dv = 0, \quad i = 1, \dots, n, \quad (\text{Momentum condition}), \end{aligned}$$

and is close enough to the equilibrium state $\mu^*(x, v)$. Then under mild regularity conditions and periodic boundary conditions, the Vlasov-Boltzmann equation has a unique global solution $\mu_t(x, v)$. Furthermore, there exists a constant $\lambda = \lambda(q, \|f\|_\infty) > 0$ such that

$$(3.15) \quad \|\Phi \cdot (\mu_t - \mu^*)\|_\infty \leq \mathcal{O}(e^{-\lambda t}), \quad \forall t \geq 0,$$

with the weight function $\Phi(x, v) = \left(\frac{1}{2} |v|^2 + f(x, v) \right)^{\beta/2}$ for $\beta > d/2$.

Remark 3.4. Before we dive in to use it as a sampling strategy, a couple of comments are in place.

- The convergence theorem has no requirement on the convexity of the potential, and hence it holds promise for applications in non-logconcave sampling problems. Indeed, in our numerical section, we will demonstrate one example where we have a double-well potential.

- There is still one step before turning it directly into a sampling method. To be more precise, Theorem 3.3 states the exponential convergence to the classical Vlasov-Boltzmann (3.1). However, this equation cannot be simulated using the particle method. The particle methods can only simulate the modified Boltzmann equation (3.7). We do not yet have a convergence-in-time result that shows the solution converging to the equilibrium state for the modified Boltzmann equation.
- The mathematical reason underpinning the Boltzmann simulator is the fact that the Bhatnagar-Gross-Krook (BGK) operator is typically deployed as an approximation to the collision operator. The linearized Vlasov-BGK equation writes:

$$\partial_t \mu_t(x, v) + v \cdot \nabla_x \mu_t(x, v) - \nabla_x f(x) \cdot \nabla_v \mu_t(x, v) = \rho_t M - \mu_t$$

where $M \propto e^{-|v|^2/2}$ is the normalized Maxwellian, and $\rho_t(x) = \int \mu_t(x, v) dv$ is the density. The particle simulation of this equation is to have the particle running according to the Hamiltonian flow (3.4), and scatters off with a new velocity drawn according to Gaussian M upon a Poisson clock. This formulation corresponds exactly to the randomized Hamiltonian Monte Carlo algorithm [7, 63].

These nice features suggest that the particle simulator of the Vlasov-Boltzmann equation should give a good sampling method.

3.2. Nanbu and Bird algorithm. Both the Nanbu sampler and the Bird sampler are termed Direct Simulation Monte Carlo (DSMC) methods to simulate the mollified Vlasov-Boltzmann equation (3.7), see [71].

According to the probabilistic interpretation mentioned in Section 3.1, the Poisson clock determines the time for the particle at hand to “collide” with peers. However, this interpretation does not say what happens to the collision partner. Depending on what happens to this collision partner, different algorithms have been developed by Nanbu [69] and Bird [5].

We first introduce the Bird Algorithm. To start, we generated several samples $\{(x_i(0), v_i(0))\}_{i=1}^N$ at the initial time. For each ordered pair (i, j) , we attach an independent Poisson process with rate Λ/N . Between two jump times, the particles evolve independently according to the free transport (3.4). When the clock of the ordered pair (i, j) rings at time T_{ij} , the state of the pair (i, j) is re-evaluated. There are two possibilities:

- With probability $\Delta_{ij} = \Lambda^{-1} \int_{\mathbb{S}^{d-1}} \tilde{q}(x_i(T_{ij}), v_i(T_{ij}), x_j(T_{ij}), v_j(T_{ij}), n) dn$, the pair is updated. They adopt new velocities according to (3.5) with n drawn from:

$$n \sim \Lambda^{-1} \tilde{q}(x_i(T_{ij}), v_i(T_{ij}), x_j(T_{ij}), v_j(T_{ij}), n) dn.$$

- With probability $1 - \Delta_{ij}$, the state of the (i, j) pair is unchanged.

We summarize the Bird method in Algorithm 3.

The distinctive feature of the Nanbu method, compared to the Bird method, is that its Poisson clock is attached to a single particle, and it more views each particle to interact with a “mean-field” ocean. Each particle has an independent Poisson clock and evolves according to the Hamiltonian dynamics (3.4) until the clock rings. When one clock rings, the associated particle finds, uniformly among its peers, another particle with which to collide with according to the rate described in \tilde{q} . However, only the specific particle whose clock rings undergoes an update.

We summarize the Nanbu method in Algorithm 4.

3.3. Mean-field analysis for Boltzmann simulator. To provide the justification of these methods simulating the Boltzmann equation, one recognizes the algorithm calls for interactions between samples. The procedure naturally invites the theory of the mean-field derivation. We dedicate this section to provide a mean-field proof for the Nanbu and the Bird method.

Algorithm 3 Bird sampling method**Preparation:**

1. Input: $N \gg 1$; T (terminal time); Λ (upper bound for total cross-section); $f(x)$.

2. Initial: $\{(x_i(0), v_i(0))\}_{i=1}^N$ sampled from an initial distribution μ_{ini} .

Run: Set system time $t = 0$; Sample initial collision time $t_{ij} \sim \text{Exp}(\Lambda/N)$, $i, j = 1, \dots, N$.

While $t < T$:

1. Pick $\tau_0 = \min_{i,j=1,\dots,N} t_{ij}$ and $(i_c, j_c) = \underset{i,j=1,\dots,N}{\text{argmin}} t_{ij}$; set $\tau_1 = \tau_0 \wedge T$.

2. Evolve over $[t, \tau_1]$ Hamilton's equations

$$\dot{x}_i = v_i, \quad \dot{v}_i = -\nabla_x f(x_i), \quad i = 1, \dots, N$$

with initial condition $(x_i(t), v_i(t))$.

3. If $\tau_0 \leq T$, implement the collision stage; else jump to Step 4. Sample a number a uniformly over $[0, 1]$. If

$$a \leq \frac{1}{\Lambda} \int_{\mathbb{S}^{d-1}} \tilde{q}(x_i(\tau_1), v_i(\tau_1), x_j(\tau_1), v_j(\tau_1), n) dn,$$

then perform collision: sample the normal direction $n \in \mathbb{S}^{d-1}$ by

$$n \sim \tilde{q}(x_{i_c}(\tau_1), v_{i_c}(\tau_1), x_{j_c}(\tau_1), v_{j_c}(\tau_1), n) dn,$$

then update the velocity of particle i_c according to the rule

$$\begin{aligned} v_{i_c} &\leftarrow v_{i_c} + ((v_{j_c} - v_{i_c}) \cdot n)n \\ v_{j_c} &\leftarrow v_{j_c} + ((v_{i_c} - v_{j_c}) \cdot n)n; \end{aligned}$$

else jump to Step 4.

4. Update system time $t \leftarrow \tau_1$ and update the next collision time of the pair (i_c, j_c) by $t_{i_c j_c} \leftarrow t_{i_c j_c} + \delta t$ with $\delta t \sim \text{Exp}(\Lambda/N)$.

end

Output: Ensemble particles $\{(x_i(T), v_i(T))\}_{i=1}^N$.

It is clear that the coupling method of Section 2 can hardly be used. We switch our strategy and adopt the compactness argument for the associated martingale problems [15, 44, 45, 84]. In Section 3.3.1, we lay out the weak formulation of the Vlasov-Boltzmann equation and introduce the associated martingale problem. In Section 3.3.2, we follow a similar approach to introduce the weak formulation and the martingale problem for the two particle methods, the Nanbu sampler and the Bird sampler. A mean-field proof of the two particle methods is discussed in Section 3.3.3.

3.3.1. Weak formulation and the Martingale problem. Throughout the section, we assume that the PDE solution is absolute continuous, so we rewrite $\mu_t(dx, dv)$ as $\mu_t(x, v)dx dv$. To obtain weak formulation, continuous test function $\phi \in C_b^\infty(\mathbb{R}^{2d})$, we integrate it against (3.7), and obtain that

$$(3.16) \quad \frac{d}{dt} \int \phi(x, v) \mu_t(x, v) dx dv = \int \mathcal{L} \phi(x, v) \mu_t(x, v) dx dv + \int \phi(x, v) \tilde{Q} \mu_t(x, v) dx dv.$$

The integral with respect to the collision term can be simplified through a pre-post-collisional change of variables [91]. According to (3.5), the change of velocities has a Jacobian whose determinant is 1. Making use of (3.6) and that \tilde{q} depends only on $|v - w|$ and $(v - w) \cdot n$,

$$\begin{aligned} &\int \phi(x, v) \tilde{Q} \mu_t(x, v) dx dv \\ &= \iint_{\mathbb{S}^{d-1} \times \mathbb{R}^{4d}} (\phi(x, v^*) - \phi(x, v)) \tilde{q}(x, v, y, w, n) \mu_t(y, w) \mu_t(x, v) dn dy dw dx dv. \end{aligned}$$

Algorithm 4 Nanbu sampling method**Preparation:**

1. Input: $N \gg 1$; T (terminal time); Λ (upper bound for total cross-section); $f(x)$.

2. Initial: $\{(x_i(0), v_i(0))\}_{i=1}^N$ sampled from an initial distribution μ_{ini} .

Run: Set system time $t = 0$; Sample initial collision time $t_i \sim \text{Exp}(\Lambda)$, $i = 1, \dots, N$.

While $t < T$:

1. Pick $\tau_0 = \min_{i=1, \dots, N} t_i$ and $i_c = \operatorname{argmin}_{i=1, \dots, N} t_i$; set $\tau_1 = \tau_0 \wedge T$.

2. Evolve over $[t, \tau_1]$ Hamilton's equations

$$\dot{x}_i = v_i, \quad \dot{v}_i = -\nabla_x f(x_i), \quad i = 1, \dots, N$$

with initial condition $(x_i(t), v_i(t))$.

3. If $\tau_0 \leq T$, implement the collision stage; else jump to Step 4. Sample a number a uniformly over $[0, 1]$. If

$$a \leq \frac{1}{N\Lambda} \sum_{j=1}^N \int_{\mathbb{S}^{d-1}} \tilde{q}(x_i(\tau_1), v_i(\tau_1), x_j(\tau_1), v_j(\tau_1), n) dn,$$

then perform collision: uniformly sample an index $j \in \{1, \dots, N\}$, and sample $n \in \mathbb{S}^{d-1}$ according to the density $\tilde{q}(x_{i_c}(\tau_1), v_{i_c}(\tau_1), x_j(\tau_1), v_j(\tau_1), n) dn$, then update the velocity of particle i_c according to the rule

$$v_{i_c} \leftarrow v_{i_c} + ((v_j - v_{i_c}) \cdot n)n;$$

else jump to Step 4.

4. Update system time $t \leftarrow \tau_1$ and update the next collision time of particle i_c by $t_{i_c} \leftarrow t_{i_c} + \delta t$ with $\delta t \sim \text{Exp}(\Lambda)$.

end

Output: Ensemble particles $\{(x_i(T), v_i(T))\}_{i=1}^N$.

Let \mathcal{K} denote the generator of the stochastic jump process

$$(3.17) \quad \mathcal{K}\phi(x, v, y, w) = \int_{\mathbb{S}^{d-1}} (\phi(x, v^*) - \phi(x, v)) \tilde{q}(x, v, y, w, n) dn,$$

and denote $\mathcal{C}[\mu_t]$ the collision operator acting on the test function ϕ :

$$(3.18) \quad \mathcal{C}[\mu_t]\phi(x, v) = \langle \mathcal{K}\phi(x, v, \cdot, \cdot), \mu_t \rangle = \iint_{\mathbb{S}^{d-1} \times \mathbb{R}^{2d}} \mathcal{K}\phi(x, v, y, w) \mu_t(y, w) dy dw.$$

Then (3.16) has its weak formulation:

$$(3.19) \quad \frac{d}{dt} \langle \phi, \mu_t \rangle = \langle \mathcal{L}\phi, \mu_t \rangle + \langle \mathcal{C}[\mu_t]\phi, \mu_t \rangle = \langle (\mathcal{L} + \mathcal{C}[\mu_t])\phi, \mu_t \rangle.$$

Throughout the calculation, we use the bracket notation $\langle \cdot, \cdot \rangle$ to denote the integral of two functions in the full $(x, v) \in \mathbb{R}^{2d}$ domain.

This weak formulation (3.19) can then be translated to a martingale problem. For any $T > 0$, we denote by $\mathcal{D}([0, T], \mathbb{R}^{2d})$ the Skorohod space⁴ of all càdlàg functions defined over the interval $[0, T]$ and take values in \mathbb{R}^{2d} . Furthermore, denote $\mathcal{P}(\mathcal{D}([0, T], \mathbb{R}^{2d}))$ the collection of probability path measures over $\mathcal{D}([0, T], \mathbb{R}^{2d})$. The mollified Vlasov-Boltzmann equation (3.19) can be translated to the following martingale problem:

⁴It is a convention to equip $\mathcal{D}([0, T], \mathbb{R}^{2d})$ with the J_1 topology [4].

Problem 3.5 (Martingale problem associated with the mollified Vlasov-Boltzmann). *Find a path measure $P^* \in \mathcal{P}(\mathcal{D}([0, T], \mathbb{R}^{2d}))$ such that for any $\phi \in C_b^\infty(\mathbb{R}^{2d})$ and for any initial condition $P_{\text{ini}} \in \mathcal{P}_2(\mathbb{R}^{2d})$, the process defined by*

$$(3.20) \quad M_t^\phi(\omega) = \phi(Z_t(\omega)) - \phi(Z_0(\omega)) - \int_0^t (\mathcal{L} + \mathcal{C}[P_s^*]) \phi(Z_s(\omega)) ds, \quad \forall \omega \in \mathcal{D}([0, T], \mathbb{R}^{2d}),$$

is a P^* -martingale and $(Z_0)_\# P^* = P_{\text{ini}}$. Here we define $Z_t : \mathcal{D}([0, T], \mathbb{R}^{2d}) \rightarrow \mathbb{R}^{2d}$ to be the canonical process such that $Z_t(\omega) = \omega(t)$ for any $\omega \in \mathcal{D}([0, T], \mathbb{R}^{2d})$, and $P_t^* = (Z_t)_\# P^* \in \mathcal{P}(\mathbb{R}^{2d})$ is the pushforward of the measure P^* under the canonical map Z_t . In other words, P_t^* is the t -marginal of the path measure.

A weak form of the PDE is usually connected to the associated Martingale Problem, see e.g. [55]. In our context, the solution to the Martingale Problem 3.5 provides a solution to the weak form of the mollified Vlasov-Boltzmann equation (3.19). In particular, let $P^* \in \mathcal{P}(\mathcal{D}([0, T], \mathbb{R}^{2d}))$ be the solution to the Martingale Problem 3.5, then one can check that its t -marginal satisfies the weak form equation of the mollified Vlasov-Boltzmann equation. To see this, we take the expectation on both sides of (3.20), and obtain

$$(3.21) \quad 0 = \mathbb{E}_{P^*}[M_{t=0}^\phi] = \mathbb{E}_{P^*}[M_t^\phi] = \mathbb{E}_{P^*}[\phi \circ Z_t] - \mathbb{E}_{P^*}[\phi \circ Z_0] - \int_0^t \mathbb{E}_{P^*}[(\mathcal{L}\phi + \mathcal{C}[P_s^*]\phi) \circ Z_s] ds,$$

where we used \circ to denote function composition, the martingale property to propagate $\mathbb{E}_{P^*}[M_t^\phi]$ back to $\mathbb{E}_{P^*}[M_{t=0}^\phi]$, and that, according to the definition, $M_{t=0}^\phi(\omega) = 0$.

Note that the t -marginal of P^* is defined by $P_t^* = (Z_t)_\# P^*$, and hence for all t ,

$$\begin{aligned} \mathbb{E}_{P^*}[\phi \circ Z_t] &= \int \phi(Z_t(\omega)) dP^*(\omega) = \langle \phi, P_t^* \rangle, \\ \mathbb{E}_{P^*}[(\mathcal{L} + \mathcal{C}[P_s^*])(\phi \circ Z_s)] &= \int (\mathcal{L}\phi + \mathcal{C}[P_s^*]\phi)(Z_s(\omega)) dP^*(\omega) = \langle \mathcal{L}\phi, P_s^* \rangle + \langle \mathcal{C}[P_s^*]\phi, P_s^* \rangle. \end{aligned}$$

Plug these back in (3.21) and identify $\mu_t = P_t^*$, we recover the weak form of the mollified Vlasov-Boltzmann equation (3.19).

We do not delve into the details, but we do point out that just as one needs to show the well-posedness of the PDE, Problem 3.5 also requires the well-posedness theory to ensure there is a unique path measure satisfying (3.20). Uniqueness can be proved under the mild regularity condition and the growth-condition of the cross-section kernel $\tilde{q}(x, v, y, w, n)$. We refer interested readers to Theorem 2.2 in [43].

3.3.2. Weak formulation and the Martingale problems for the N -particle systems. We switch gears to study the discrete setting: the Nanbu method and the Bird method. In this section, we lay out the weak form PDEs, as Piecewise Deterministic Markov Processes for both methods and their associated martingale problems.

To do so, we first lift ourselves up first to the N -fold coordinate-system, with each coordinate keeping information of one particle: $x^N = (x_1, \dots, x_N) \in (\mathbb{R}^d)^{\otimes N}$. Similarly, the velocity coordinate is also lifted up to the N -fold dimension by $v^N = (v_1, \dots, v_N) \in (\mathbb{R}^d)^{\otimes N}$. We denote $\mu_t^N \in \mathcal{P}((\mathbb{R}^{2d})^{\otimes N})$ the distribution over the N -fold phase space.

Both Nanbu and Bird methods provide descriptions on how to propagate particles, so we can trace the evolution and translate them into the PDE language. For any given $\phi^N \in C_b^\infty((\mathbb{R}^{2d})^{\otimes N})$,

$$(3.22) \quad \frac{d}{dt} \langle \phi^N, \mu_t^N \rangle = \sum_{i=1}^N \langle \mathcal{L}_i \phi^N, \mu_t^N \rangle + \sum_{i,j=1}^N \langle \mathcal{K}_{ij} \phi^N, \mu_t^N \rangle,$$

where the free transport operator \mathcal{L}_i acts only on the i -th coordinate pairs:

$$(3.23) \quad \mathcal{L}_i \phi^N(x^N, v^N) = v_i \cdot \nabla_{x_i} \phi^N(x^N, v^N) - \nabla_{x_i} f(x_i) \cdot \nabla_{v_i} \phi^N(x^N, v^N), \quad i = 1, \dots, N,$$

and the form of the binary collision operator \mathcal{K}_{ij} depends on the specific method in hand. For example, the Nanbu method only updates one coordinate, and it uses the following collision operator, for $i, j = 1, \dots, N$:

$$(3.24) \quad \mathcal{K}_{ij}^{(N)} \phi^N(x^N, v^N) = \frac{1}{N} \int_{\mathbb{S}^{d-1}} (\phi^N(x^N, v^{N,i,*}) - \phi^N(x^N, v^N)) \tilde{q}(x_i, v_i, x_j, v_j, n) dn,$$

where

$$v^{N,i,*} = (v_1, \dots, v_i + ((v_j - v_i) \cdot n)n, \dots, v_N),$$

is the post-collision velocity. We note that only the i -th coordinate is changed. The superindex (N) stands for Nanbu. The Bird method, on the other hand, picks a pair and updates them simultaneously. The associated collision operator then reads:

$$(3.25) \quad \mathcal{K}_{ij}^{(B)} \phi^N(x^N, v^N) = \frac{1}{N} \int_{\mathbb{S}^{d-1}} (\phi^N(x^N, v^{N,i,j,*}) - \phi^N(x^N, v^N)) \tilde{q}(x_i, v_i, x_j, v_j, n) dn,$$

where

$$v^{N,i,j,*} = (v_1, \dots, v_i + ((v_j - v_i) \cdot n)n, \dots, v_j + ((v_i - v_j) \cdot n)n, \dots, v_N)$$

is the post-collision velocity, and both (i, j) -coordinates are changed. The super-index (B) stands for Bird.

Similar to the Vlasov-Boltzmann equation, these weak formulations (3.22) can be translated into martingale problems for the N -particle system. Similar to deriving the weak solution form, all terms are lifted up to the N -fold space. In particular, the N -fold path $\omega^N = (\omega_1, \dots, \omega_N) \in \mathcal{D}([0, T], (\mathbb{R}^{2d})^{\otimes N})$, and the path measure P^N lives in the product space $\mathcal{P}(\mathcal{D}([0, T], (\mathbb{R}^{2d})^{\otimes N}))$, with the initial condition living in $P_{\text{ini}}^N \in \mathcal{P}_2((\mathbb{R}^{2d})^{\otimes N})$. The martingale problem is to find a path on the product space:

Problem 3.6 (Martingale problem associated with the N -particle system). *Find a path measure $P^N \in \mathcal{P}(\mathcal{D}([0, T], (\mathbb{R}^{2d})^{\otimes N}))$ such that for any test function $\phi^N \in C_b((\mathbb{R}^{2d})^{\otimes N})$ and initial condition $P_{\text{ini}}^N \in \mathcal{P}_2((\mathbb{R}^{2d})^{\otimes N})$, the process defined by*

$$(3.26) \quad \begin{aligned} M_t^{\phi^N}(\omega^N) &= \phi^N(Z_t^N(\omega^N)) - \phi^N(Z_0^N(\omega^N)) \\ &- \int_0^t \sum_{i=1}^N \mathcal{L}_i \phi^N(Z_s^N(\omega^N)) + \sum_{i,j=1}^N \mathcal{K}_{ij} \phi^N(Z_s^N(\omega^N)) ds, \quad \forall \omega^N \in \mathcal{D}([0, T], (\mathbb{R}^{2d})^{\otimes N}), \end{aligned}$$

is a P^N -martingale and $(Z_0^N)_{\#} P^N = P_{\text{ini}}^N$. Here we define $Z_t^N : \mathcal{D}([0, T], (\mathbb{R}^{2d})^{\otimes N}) \rightarrow (\mathbb{R}^{2d})^{\otimes N}$ to be the canonical process such that $Z_t^N(\omega^N) = \omega^N(t)$ for any N -fold path ω^N .

The well-posedness of Problem 3.6 has also been investigated in [33, 50, 81].

3.3.3. The mean-field analysis. The mean-field analysis concerns connecting the two martingale problems and shows the convergence of empirical path measures. We now define the empirical path measure for the N -particle system

$$(3.27) \quad Q_N(\omega^N) = \frac{1}{N} \sum_{i=1}^N \delta_{\omega_i} \in \mathcal{P}(\mathcal{D}([0, T], \mathbb{R}^{2d})), \quad \forall \omega^N = (\omega_1, \dots, \omega_N) \in \mathcal{D}([0, T], (\mathbb{R}^{2d})^{\otimes N}).$$

We note that Q_N itself is a path measure, and due to randomness in ω^N , Q_N is not deterministic either, and it is a random path measure whose law lives in a probability measure space over the probability path measure. More specifically, $\text{Law}(Q_N) \in \mathcal{P}(\mathcal{P}(\mathcal{D}([0, T], \mathbb{R}^{2d})))$. We want to prove that this random path measure, in the large N limit, converges to a deterministic path measure. Hence its law is a delta measure in the probability over probability path measure space, centered at the solution that solves Problem 3.5.

Theorem 3.7 (Theorem 4.5 in [45]). *Suppose the initial condition P_{ini}^N is exchangeable in the sense that P_{ini}^N is invariant under the permutation of coordinates. Under Assumption 3.1 and mild regularity assumptions on the cross-section \tilde{q} and the potential f , there is*

$$(3.28) \quad \text{Law}(Q_N) := P^N \circ Q_N^{-1} \xrightarrow{N \rightarrow \infty} \delta_{P^*} \quad \text{weak-* in } \mathcal{P}(\mathcal{P}(\mathcal{D}([0, T], \mathbb{R}^{2d}))),$$

where $P^* \in \mathcal{P}(\mathcal{D}([0, T], \mathbb{R}^{2d}))$ is the path measure solution to Problem 3.5.

This convergence result leads to the mean-field limit. To be more precise, one can derive that the ensemble distribution living in $\mathcal{P}(\mathbb{R}^{2d})$, converges in law to the solution of the Vlasov-Boltzmann equation. More precisely:

Corollary 3.8. *Consider the N -particle ensemble distribution, defined by*

$$(3.29) \quad Q_{N,t}(\omega^N) := \frac{1}{N} \sum_{i=1}^N \delta_{(x_i(t), v_i(t))} \in \mathcal{P}(\mathbb{R}^{2d}),$$

where $\{(x_i(t), v_i(t))\}_{0 \leq t \leq T} \in \mathcal{D}([0, T], \mathbb{R}^{2d})$ denotes the path of the i -th particle. Then $Q_{N,t}$ is a random measure on \mathbb{R}^{2d} . Under the same assumption as Theorem 3.7, and taking further assumptions that $Z_t : \mathcal{D}([0, T], \mathbb{R}^{2d}) \rightarrow \mathbb{R}^{2d}$ is a continuous map, we know that $Q_{N,t}$ converges in distribution to P_t^* , which we identify with μ_t , the solution of the mollified Vlasov-Boltzmann equation (3.7). In other words, we have the convergence of the law of $Q_{N,t}$:

$$(3.30) \quad \text{Law}(Q_{N,t}) := P^N \circ Q_{N,t}^{-1} \xrightarrow{N \rightarrow \infty} \delta_{\mu_t} \quad \text{weak-* in } \mathcal{P}(\mathcal{P}(\mathbb{R}^{2d})).$$

Proof. Note that the N -particle ensemble distribution at time t can be written as the pushforward of the empirical path measure:

$$(3.31) \quad Q_{N,t}(\omega^N) = (Z_t)_\# Q_N(\omega^N) \in \mathcal{P}(\mathbb{R}^{2d}).$$

For any test function $g \in C_b(\mathcal{P}(\mathbb{R}^{2d}))$, by making use of (3.31) and the pushforward definition:

$$(3.32) \quad \int_{\mathcal{P}(\mathbb{R}^{2d})} g(\mu) dP^N \circ Q_{N,t}^{-1}(\mu) = \int_{\mathcal{P}(\mathcal{D}([0, T], \mathbb{R}^{2d}))} g((Z_t)_\# P) dP^N \circ Q_N^{-1}(P).$$

Assuming the continuity of the canonical map Z_t , we know that the functional $h(P) = g((Z_t)_\# P)$ is bounded and continuous, that is, $h \in C_b(\mathcal{P}(\mathcal{D}([0, T], \mathbb{R}^{2d})))$.

Noting the measure P_t^* is a pushforward of P^* : $P_t^* = (Z_t)_\# P^* \in \mathcal{P}(\mathbb{R}^{2d})$, we draw the conclusion from Theorem 3.7 to rewrite (3.32) for the convergence of the law of the ensemble distribution:

$$(3.33) \quad \int_{\mathcal{P}(\mathbb{R}^{2d})} g(\mu) dP^N \circ Q_{N,t}^{-1}(\mu) \xrightarrow{N \rightarrow \infty} \int_{\mathcal{P}(\mathcal{D}([0, T], \mathbb{R}^{2d}))} g((Z_t)_\# P) d\delta_{P^*}(P) = \int_{\mathcal{P}(\mathbb{R}^{2d})} g(\mu) d\delta_{\mu_t}(\mu).$$

□

In general, the map Z_t is not a continuous map from $\mathcal{D}([0, T], \mathbb{R}^{2d})$ to \mathbb{R}^{2d} , but the conclusion still holds. We refer the readers to [44, 45] for a rigorous justification of the convergence.

Remark 3.9. We stress a few remarks.

- There are many layers of randomness. The algorithm encodes Poisson randomness, so even with fixed initial data, each run of the algorithm provides a different configuration of $Q_{N,t}$, and thus it presents a probability measure over \mathbb{R}^{2d} , which means $Q_{N,t} \in \mathcal{P}(\mathbb{R}^{2d})$. At the initial time, N samples are drawn at random, and putting all $Q_{N,t}$ equipped with different initial data together, one forms another probability measure over $\mathcal{P}(\mathbb{R}^{2d})$. Theorem 3.7, and consequently Corollary 3.8 claim the convergence of the law of $Q_{N,t}$, in the space of probability over probability on \mathbb{R}^{2d} , to a Dirac delta centered on the solution to the Boltzmann equation (3.7).

- As spelled out in (3.33), the convergence is rather weak: The weak- $*$ convergence on $\mathcal{P}(\mathcal{P}(\mathbb{R}^{2d}))$ means that the test function g is actually a *functional* over $\mathcal{P}(\mathbb{R}^{2d})$ itself. However, this weak convergence is strong enough to provide convergence of all moments. To see this, we set

$$g(\mu) = \int (|x|^p + |v|^p) \mu(dx dv),$$

a moment-taking functional. It is clearly a continuous bounded functional over $\mathcal{P}_p(\mathbb{R}^{2d})$. In the limit $N \rightarrow \infty$, $\int_{\mathcal{P}(\mathbb{R}^{2d})} g(\mu) d\delta_{\mu_t}(\mu) = g(\mu_t)$ provides the moments of the solutions to the Vlasov-Boltzmann equation. The left-hand side in (3.30) can be interpreted as

$$\mathbb{E}_{P_{\text{ini}}^N} \mathbb{E}_\omega \left(\frac{1}{N} \sum_i (|x_i(t)|^p + |v_i(t)|^p) \right)$$

with the two expectations taking over different initial configurations and different Poisson clock ringings, and hence all randomness involved in the algorithms.

- Although we do not dive into details, the proof of Theorem 3.7 follows a fixed set of machinery, see [44, 45]. The proof strategy heavily relies on the compactness argument and is composed of two steps.

Step 1. The law of Q_N is tight so that there exist a limit point $\Omega_\infty \in \mathcal{P}(\mathcal{P}(\mathcal{D}([0, T], \mathbb{R}^{2d})))$;

Step 2. For Ω_∞ -almost surely $P \in \mathcal{P}(\mathcal{D}([0, T], \mathbb{R}^{2d}))$, P solves the mollified Vlasov-Boltzmann Martingale Problem.

These two steps combined, and calling the uniqueness to the Martingale Problem 3.5, we have $\Omega_\infty = \delta_{P^*}$ with P^* providing the weak solution to the mollified Vlasov-Boltzmann equation (3.19).

3.4. Numerical experiments. In this section, we report on numerical experiments. We consider problems with $d = 1$ and $d = 2$ in the following. It is worth noting that for $d = 1$, the collision operator in the Vlasov-Boltzmann equation (3.1) becomes zero, whereas the mollified collision operator remains nontrivial and continues to play a role in the convergence to the target distribution.

To set up the problem, we consider a target probability measure $\rho^* \in \mathcal{P}(\mathbb{R}^d)$, where $\rho^* \propto \exp(-f(x))$. Initially, we sample N particles $\{(x_i(0), v_i(0))\}_{i=1}^N$ independently from a distribution $\mu_0 \in \mathcal{P}(\mathbb{R}^{2d})$, defined by

$$(3.34) \quad \mu_0 \propto \mathbb{1}_{|x|_\infty \leq L} \cdot \exp\left(-\frac{|v|^2}{2\sigma^2}\right), \quad \forall (x, v) \in \mathbb{R}^{2d}.$$

The parameter σ is determined by the energy condition in (3.14). By direct computation, we can show that

$$\sigma^2 = 1 + \frac{2}{d} \left(\frac{\int_{\mathbb{R}^d} f(x) \exp(-f(x)) dx}{\int_{\mathbb{R}^d} \exp(-f(x)) dx} - \frac{1}{(2L)^d} \int_{|x|_\infty \leq L} f(x) dx \right).$$

We take the following regularized collision kernel

$$(3.35) \quad \tilde{q}(x, v, y, w, n) = \frac{1}{(\epsilon\sqrt{\pi})^d} \exp\left(-\frac{|x-y|^2}{\epsilon^2}\right),$$

so that the total cross-section $\Lambda = \frac{2}{\epsilon\sqrt{\pi}}$ if $d = 1$ and $\Lambda = \frac{2}{\epsilon^2\pi}$ if $d = 2$. Since the regularized collision kernel is independent of n , upon collision, the vector n is sampled uniformly in the set $\{-1, 1\}$ when $d = 1$, and uniformly in the circle \mathbb{S}^1 when $d = 2$.

To measure the sampling performance, we consider two different metrics using the Kullback–Leibler (KL) divergence: the KL-divergence between the x -marginal distribution, defined by

$$(3.36) \quad KL_X(\mu_X(t)||\mu_X^*) = \int_{\mathbb{R}^d} \mu_X(t, x) \ln \frac{\mu_X(t, x)}{\mu_X^*(t, x)} dx = \int_{\mathbb{R}^d} \mu_X(t, x) \ln \mu_X(t, x) dx + \int_{\mathbb{R}^d} f(x) \mu_X(t, x) dx,$$

where μ_X denotes the x -marginal of μ , and the KL divergence between the phase space distribution, defined by

$$(3.37) \quad \begin{aligned} KL(\mu(t)||\mu^*) &= \int_{\mathbb{R}^{2d}} \mu(t, x, v) \ln \frac{\mu(t, x, v)}{\mu^*(t, x, v)} dx \\ &= \int_{\mathbb{R}^{2d}} \mu(t, x, v) \ln \mu(t, x, v) dx dv + \int_{\mathbb{R}^{2d}} \left(f(x) + \frac{v^2}{2} \right) \mu(t, x, v) dx dv. \end{aligned}$$

In both the Nanbu sampler and the Bird sampler, the measure $\mu(t, x, v)$ is approximated by the ensemble distribution, defined by $\mu(t, x, v) = \frac{1}{N} \sum_{i=1}^N \delta_{(x_i(t), v_i(t))}(x, v)$. Neither of the KL-divergence is defined for the ensemble distribution. To circumvent this difficulty, we evaluate the following mollified KL-divergence, defined by

$$(3.38) \quad \begin{aligned} KL_X^\delta &= \frac{1}{N} \sum_{i=1}^N \ln \left(\frac{1}{N} \sum_{j=1}^N \rho^\delta(x_i(t) - x_j(t)) \right) + \frac{1}{N} \sum_{i=1}^N f(x_i(t)). \\ KL^\delta &= \frac{1}{N} \sum_{i=1}^N \ln \left(\frac{1}{N} \sum_{j=1}^N \rho^\delta(x_i(t) - x_j(t)) \rho^\delta(v_i(t) - v_j(t)) \right) + \frac{1}{N} \sum_{i=1}^N \left[f(x_i(t)) + \frac{v_i^2(t)}{2} \right]. \end{aligned}$$

Here, we take the mollifier $\rho^\delta(x) = (8\pi\delta^2)^{-d/2} \exp(-|x|^2/(8\delta^2))$.

In all the examples below, to generate reference solutions, we use the Inverse Transform method to obtain $N = 1000$ samples from $\mu_X^* \propto e^{-f(x)}$. The obtained samples are then used to compute a baseline value for the regularized KL divergences as the reference data (we term it the baseline solution in the plots).

Both algorithms are run with $N = 1000$ particles. For simulating the free transport term (3.4), Verlet algorithm [83] is deployed as the discretization step. In (3.35), we take the parameter $\epsilon = 1$ when $d = 1$ and $\epsilon = 4$ when $d = 2$ to ensure the time interval between collision is not too large. In (3.38), we take the regularization constant $\delta = 0.3$ across all examples. We take the support of initial condition $L = 2$ in (3.34).

In the first example, we set $f(x) = \frac{x^2}{2}$. Figure 3 shows the decrease in the relative entropy KL_X^δ , KL^δ and the histogram of samples obtained by the Nanbu and Bird sampler. Both methods provide ensemble distribution that quickly converge to the target distribution. The phase space relative entropy decays monotonically at the initial stage, which is aligned with the H -theorem [91]. This is because the phase space entropy can be decomposed into the sum of the absolute entropy and the total energy, where the former monotonically decreases, and the latter remains constant. Following the initial stage, the phase space entropy oscillates near the equilibrium due to the randomness of the particles. We observe that the Nanbu method exhibits larger fluctuations and reaches saturation earlier. This is because the energy is not conserved upon collisions in the Nanbu method. In comparison, the Bird method demonstrates better stability due to the energy conservation.

In the second example, we set $f(x) = (x - 1)^2(x + 1)^2$ so the target distribution is clearly not log-concave. In Figure 4 we nevertheless show the relative entropy KL_X^δ and KL^δ decreases over time.

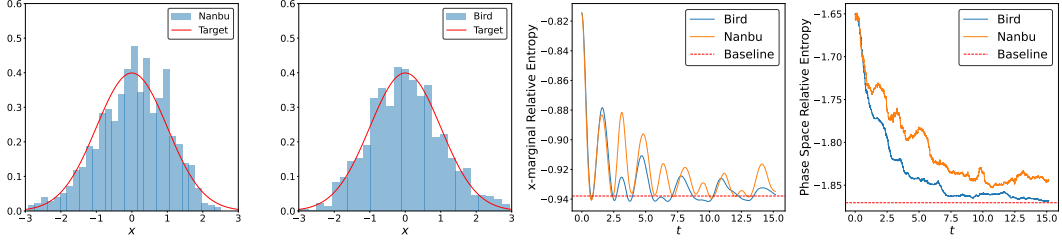


Figure 3. Left Two Plots: The target distribution $\rho^* \propto \exp(-\frac{x^2}{2})$ and the histogram of samples obtained from the Nanbu sampler (Leftmost) and the Bird sampler (Second-Left). **Right Two Plots:** The regularized relative entropy KL_X^δ (Second-Right) and KL^δ (Rightmost) of the Bird sampler and the Nanbu sampler. The baseline value is computed by using $N = 1000$ samples obtained by the Inverse Transform method.

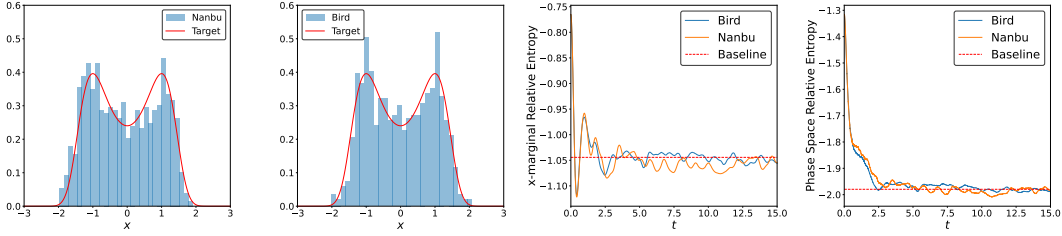


Figure 4. Left Two Plots: The target distribution $\rho^* \propto \exp(-(x-1)^2(x+1)^2)$ and the histogram of samples obtained from the Nanbu sampler (Leftmost) and the Bird sampler (Second-Left). **Right Two Plots:** The regularized relative entropy KL_X^δ (Second-Right) and KL^δ (Rightmost) of the Bird sampler and the Nanbu sampler. The baseline value is computed by using $N = 1000$ samples obtained by the Inverse Transform method.

This is a strong indication in this strongly non-convex case, the Boltzmann simulator can nevertheless achieve global convergence.

In the third and fourth example, we consider two-dimensional problems with potential $f(x, y) = 0.5(x^2 + y^2)$ and $f(x, y) = 0.1((x-1)^2 + (y-1)^2)((x+1)^2 + (y+1)^2)$. While the former one corresponds to the Gaussian distribution, the latter is a double-well potential and the target distribution is not log-concave. In Figure 5 and Figure 6, both the relative entropy KL_X^δ and KL^δ decreases over time, regardless of the convexity of the potential.

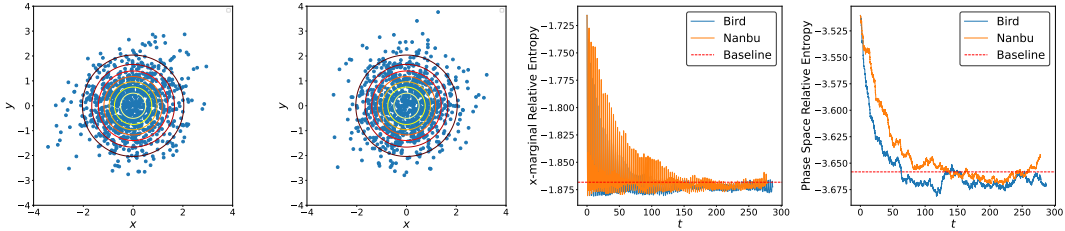


Figure 5. Left Two Plots: The contour of the target distribution $\rho^* \propto \exp(-0.5(x^2 + y^2))$ and the samples obtained from the Nanbu sampler (Leftmost) and the Bird sampler (Second-Left). **Right Two Plots:** The regularized relative entropy KL_X^δ (Second-Right) and KL^δ (Rightmost) of the Bird sampler and the Nanbu sampler. The baseline value is computed by using $N = 1000$ samples obtained by the Inverse Transform method.

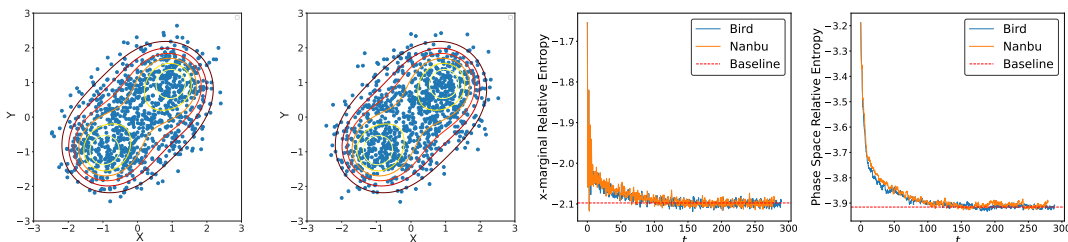


Figure 6. Left Two Plots: The contour of the target distribution $\rho^* \propto \exp(-0.1((x-1)^2 + (y-1)^2)((x+1)^2 + (y+1)^2))$ and the samples obtained from the Nanbu sampler (Leftmost) and the Bird sampler (Second-Left). **Right Two Plots:** The regularized relative entropy KL_X^δ (Second-Right) and KL^δ (Rightmost) of the Bird sampler and the Nanbu sampler. The baseline value is computed by using $N = 1000$ samples obtained by the Inverse Transform method.

REFERENCES

- [1] C. Andrieu, N. de Freitas, A. Doucet, and M. I. Jordan. An introduction to MCMC for machine learning. *Machine Learning*, 50:5–43, 2003.
- [2] K. Bergemann and S. Reich. A localization technique for ensemble kalman filters. *Quarterly Journal of the Royal Meteorological Society*, 136(648):701–707, 2010.
- [3] K. Bergemann and S. Reich. A mollified ensemble kalman filter. *Quarterly Journal of the Royal Meteorological Society*, 136(651):1636–1643, 2010.
- [4] P. Billingsley. *Convergence of probability measures*. John Wiley & Sons, 2013.
- [5] G. Bird. Direct simulation and the Boltzmann equation. *The Physics of Fluids*, 13(11):2676–2681, 1970.
- [6] F. Bolley, J. A. Cañizo, and J. A. Carrillo. Stochastic mean-field limit: Non-Lipschitz forces and swarming. *Mathematical Models and Methods in Applied Sciences*, 21(11):2179–2210, 2011.
- [7] N. Bou-Rabee and J. M. Sanz-Serna. Randomized hamiltonian monte carlo. *The Annals of Applied Probability*, 27(4):2159–2194, 2017.
- [8] J. A. Cañizo, J. A. Carrillo, and J. Rosado. A well-posedness theory in measures for some kinetic models of collective motion. *Mathematical Models and Methods in Applied Sciences*, 21(03):515–539, 2011.
- [9] E. Calvello, S. Reich, and A. M. Stuart. Ensemble kalman methods: A mean field perspective, 2022.
- [10] Y. Cao, J. Lu, and L. Wang. On explicit L^2 -convergence rate estimate for Underdamped Langevin dynamics. *Archive for Rational Mechanics and Analysis*, 2019.
- [11] J. A. Carrillo, Y.-P. Choi, C. Totzeck, and O. Tse. An analytical framework for consensus-based global optimization method. *Mathematical Models and Methods in Applied Sciences*, 28(06):1037–1066, 2018.
- [12] J. A. Carrillo, F. Hoffmann, A. M. Stuart, and U. Vaes. Consensus-based sampling. *Studies in Applied Mathematics*, 148(3):1069–1140, 2022.
- [13] J. A. Carrillo, F. Hoffmann, A. M. Stuart, and U. Vaes. The mean field ensemble kalman filter: Near-gaussian setting. *arXiv/2212.13239*, 2023.
- [14] J. A. Carrillo and U. Vaes. Wasserstein stability estimates for covariance-preconditioned fokker–planck equations. *Nonlinearity*, 34(4):2275–2295, 2021.
- [15] L.-P. Chaintron and A. Diez. Propagation of chaos: A review of models, methods and applications. ii. applications. *Kinetic and Related Models*, 15(6):1017–1173, 2022.
- [16] X. Cheng, N. S. Chatterji, P. L. Bartlett, and M. I. Jordan. Underdamped Langevin MCMC: A non-asymptotic analysis. In *Proceedings of the 31st Conference On Learning Theory*, pages 300–323, 2018.
- [17] S. Chewi, M. A. Erdogdu, M. Li, R. Shen, and S. Zhang. Analysis of langevin monte carlo from poincare to log-sobolev. In *Proceedings of Thirty Fifth Conference on Learning Theory*, volume 178 of *Proceedings of Machine Learning Research*, pages 1–2. PMLR, 02–05 Jul 2022.
- [18] S. Chewi, T. Le Gouic, C. Lu, T. Maunu, P. Rigollet, and A. Stromme. Exponential ergodicity of mirror-langevin diffusions. In *Proceedings of the 34th International Conference on Neural Information Processing Systems*, 2020.
- [19] S. Chewi, C. Lu, K. Ahn, X. Cheng, T. L. Gouic, and P. Rigollet. Optimal dimension dependence of the metropolis-adjusted langevin algorithm. In *Annual Conference Computational Learning Theory*, 2020.
- [20] K. Craig and A. Bertozzi. A blob method for the aggregation equation. *Mathematics of Computation*, 85, 05 2014.
- [21] A. Dalalyan. Theoretical guarantees for approximate sampling from smooth and log-concave densities. *Journal of the Royal Statistical Society: Series B (Statistical Methodology)*, 79(3):651–676, 2017.

- [22] A. Dalalyan and A. Karagulyan. User-friendly guarantees for the Langevin Monte Carlo with inaccurate gradient. *Stochastic Processes and their Applications*, 129(12):5278–5311, 2019.
- [23] L. Desvillettes and C. Villani. On the trend to global equilibrium for spatially inhomogeneous kinetic systems: the Boltzmann equation. *Inventiones mathematicae*, 159(2):245–316, 2005.
- [24] Z. Ding and Q. Li. Ensemble Kalman inversion: mean-field limit and convergence analysis. *Statistics and Computing*, 31, 2021.
- [25] Z. Ding and Q. Li. Ensemble kalman sampler: Mean-field limit and convergence analysis. *SIAM Journal on Mathematical Analysis*, 53(2):1546–1578, 2021.
- [26] Z. Ding, Q. Li, and J. Lu. Ensemble kalman inversion for nonlinear problems: Weights, consistency, and variance bounds. *Foundations of Data Science*, 3(3):371–411, 2021.
- [27] K. Duraisamy, G. Iaccarino, and H. Xiao. Turbulence modeling in the age of data. *Annual review of fluid mechanics*, 51:357–377, 2019.
- [28] A. Durmus, S. Majewski, and B. Miasojedow. Analysis of Langevin Monte Carlo via convex optimization. *Journal of Machine Learning Research*, 20(73):1–46, 2019.
- [29] A. Durmus and É. Moulines. Non-asymptotic convergence analysis for the Unadjusted Langevin algorithm. *Ann. Appl. Probab.*, 27(3):1551–1587, 2017.
- [30] R. Dwivedi, Y. Chen, M. J. Wainwright, and B. Yu. Log-concave sampling: Metropolis-hastings algorithms are fast! In S. Bubeck, V. Perchet, and P. Rigollet, editors, *Proceedings of the 31st Conference On Learning Theory*, volume 75 of *Proceedings of Machine Learning Research*, pages 793–797. PMLR, 06–09 Jul 2018.
- [31] A. Eberle, A. Guillin, and R. Zimmer. Couplings and quantitative contraction rates for Langevin dynamics. *Annals of Probability*, 47(4):1982–2010, 07 2019.
- [32] O. G. Ernst, B. Sprungk, and H.-J. Starkloff. Analysis of the ensemble and polynomial chaos kalman filters in bayesian inverse problems. *SIAM/ASA Journal on Uncertainty Quantification*, 3(1):823–851, 2015.
- [33] S. N. Ethier and T. G. Kurtz. *Markov processes: characterization and convergence*. John Wiley & Sons, 2009.
- [34] G. Evensen. Sequential data assimilation with a nonlinear quasi-geostrophic model using monte carlo methods to forecast error statistics. *Journal of Geophysical Research: Oceans*, 99(C5):10143–10162, 1994.
- [35] G. Evensen. The ensemble kalman filter: theoretical formulation and practical implementation. *Ocean Dynamics*, 53(4):343–367, 2003.
- [36] G. Evensen. *Data Assimilation-The Ensemble Kalman Filter*. Springer-Verlag New York, Inc., Secaucus, NJ, USA, 2006.
- [37] P. Fabian. Atmospheric sampling. *Advances in Space Research*, 1(11):17–27, 1981.
- [38] N. Fournier and A. Guillin. On the rate of convergence in wasserstein distance of the empirical measure. *Probability Theory and Related Fields*, 162(3):707–738, Aug 2015.
- [39] D. Gamerman and H. F. Lopes. *Markov chain Monte Carlo: stochastic simulation for Bayesian inference*. CRC press, 2006.
- [40] A. Garbuno-Inigo, F. Hoffmann, W. Li, and A. M. Stuart. Interacting Langevin diffusions: gradient structure and ensemble Kalman sampler. *SIAM Journal on Applied Dynamical Systems*, 19(1):412–441, 2020.
- [41] M. Ghil, S. Cohn, J. Tavantzis, K. Bube, and E. Isaacson. *Applications of Estimation Theory to Numerical Weather Prediction*. Springer New York, New York, NY, 1981.
- [42] W. R. Gilks, S. Richardson, and D. Spiegelhalter. *Markov chain Monte Carlo in practice*. CRC press, 1995.
- [43] C. Graham. Nonlinear diffusion with jumps. In *Annales de l’IHP Probabilités et statistiques*, 1992.
- [44] C. Graham, T. G. Kurtz, S. Méléard, P. E. Protter, M. Pulvirenti, D. Talay, and S. Méléard. Asymptotic behaviour of some interacting particle systems; Mckean-Vlasov and Boltzmann models. *Probabilistic Models for Nonlinear Partial Differential Equations: Lectures given at the 1st Session of the Centro Internazionale Matematico Estivo (CIME) held in Montecatini Terme, Italy, May 22–30, 1995*, pages 42–95, 1996.
- [45] C. Graham and S. Méléard. Stochastic particle approximations for generalized Boltzmann models and convergence estimates. *The Annals of probability*, 25(1):115–132, 1997.
- [46] Y. Guan, P. Hassanzadeh, T. Schneider, Z. Huang, O. Dunbar, I. Lopez-Gomez, and J. Wu. A posteriori learning of closures for geophysical turbulence using ensemble Kalman inversion. *Bulletin of the American Physical Society*, 2023.
- [47] P. Houtekamer and H. L. Mitchell. A sequential ensemble kalman filter for atmospheric data assimilation. *Monthly Weather Review*, 129(1):123–137, 2001.
- [48] M. A. Iglesias, K. Law, and A. M. Stuart. Ensemble Kalman methods for inverse problems. *Inverse Problems*, 29(4):045001, 2013.
- [49] M. A. Iglesias, K. Law, and A. M. Stuart. Evaluation of Gaussian approximations for data assimilation in reservoir models. *Computational Geosciences*, 17:851–885, 2013.
- [50] J. Jacod and A. Shiryaev. *Limit theorems for stochastic processes*, volume 288. Springer Science & Business Media, 2013.
- [51] R. Jordan, D. Kinderlehrer, and F. Otto. The variational formulation of the fokker–planck equation. *SIAM Journal on Mathematical Analysis*, 29(1):1–17, 1998.

- [52] R. E. Kalman. A New Approach to Linear Filtering and Prediction Problems. *Journal of Basic Engineering*, 82(1):35–45, 03 1960.
- [53] R. E. Kalman and R. S. Bucy. New Results in Linear Filtering and Prediction Theory. *Journal of Basic Engineering*, 83(1):95–108, 03 1961.
- [54] C. Kim. Boltzmann equation with a large potential in a periodic box. *Communications in Partial Differential Equations*, 39(8):1393–1423, 2014.
- [55] T. G. Kurtz. Equivalence of stochastic equations and martingale problems. *Stochastic analysis 2010*, pages 113–130, 2011.
- [56] K. Law, H. Tembine, and R. Tempone. Deterministic mean-field ensemble kalman filtering. *SIAM Journal on Scientific Computing*, 38(3):A1251–A1279, 2016.
- [57] F. Le Gland, V. Monbet, and V.-D. Tran. Large sample asymptotics for the ensemble kalman filter. *Handbook on Nonlinear Filtering*, 2011.
- [58] Y. T. Lee, R. Shen, and K. Tian. Logsmooth gradient concentration and tighter runtimes for metropolized hamiltonian monte carlo. In *Conference on Learning Theory, COLT 2020, 9-12 July 2020, Virtual Event [Graz, Austria]*, volume 125 of *Proceedings of Machine Learning Research*, pages 2565–2597. PMLR, 2020.
- [59] L. Li. On the trend to equilibrium for the Vlasov-Poisson-Boltzmann equation. *Journal of Differential Equations*, 244(6):1467–1501, 2008.
- [60] R. Li, S. Pei, B. Chen, Y. Song, T. Zhang, W. Yang, and J. Shaman. Substantial undocumented infection facilitates the rapid dissemination of novel coronavirus (SARS-CoV-2). *Science*, 368(6490):489–493, 2020.
- [61] Q. Liu and D. Wang. Stein variational gradient descent: A general purpose Bayesian inference algorithm. *Advances in neural information processing systems*, 29, 2016.
- [62] J. Lu, E. Tadmor, and A. Zenginoglu. Swarm-based gradient descent method for non-convex optimization. *arXiv preprint arXiv:2211.17157*, 2022.
- [63] J. Lu and L. Wang. On explicit l^2 -convergence rate estimate for piecewise deterministic Markov processes in MCMC algorithms. *The Annals of Applied Probability*, 32(2):1333–1361, 2022.
- [64] Y. Lu, J. Lu, and J. Nolen. Accelerating Langevin sampling with birth-death. *arXiv preprint arXiv:1905.09863*, 2019.
- [65] P. Markowich and C. Villani. On the trend to equilibrium for the Fokker-Planck equation: An interplay between physics and functional analysis. In *Physics and Functional Analysis, Matematica Contemporanea (SBM) 19*, pages 1–29, 1999.
- [66] B. C. May, N. Korda, A. Lee, and D. S. Leslie. Optimistic Bayesian sampling in contextual-bandit problems. *Journal of Machine Learning Research*, 13(1):2069—2106, 2012.
- [67] E. Mazumdar, A. Pacchiano, Y.-A. Ma, P. L. Bartlett, and M. I. Jordan. On approximate Thompson sampling with Langevin algorithms. In *Proceedings of the 37th International Conference on Machine Learning*, pages 6797–6807, 2020.
- [68] N. R. Nagarajan, M. M. Honarpour, and K. Sampath. Reservoir-fluid sampling and characterization — key to efficient reservoir management. *Journal of Petroleum Technology*, 59(8):80–91, 2007.
- [69] K. Nanbu. Direct simulation scheme derived from the Boltzmann equation. I. Monocomponent gases. *Journal of the Physical Society of Japan*, 49(5):2042–2049, 1980.
- [70] B. Øksendal. *Stochastic Differential Equations*, pages 65–84. Springer Berlin Heidelberg, Berlin, Heidelberg, 2003.
- [71] L. Pareschi and G. Russo. An introduction to Monte Carlo method for the Boltzmann equation. In *ESAIM: Proceedings*, volume 10, pages 35–75. EDP Sciences, 2001.
- [72] G. Parisi. Correlation functions and computer simulations. *Nuclear Physics B*, 180(3):378 – 384, 1981.
- [73] A. Quarteroni, A. Manzoni, and C. Vergara. The cardiovascular system: mathematical modelling, numerical algorithms and clinical applications. *Acta Numerica*, 26:365–590, 2017.
- [74] S. Reich. A dynamical systems framework for intermittent data assimilation. *BIT Numerical Mathematics*, 51(1):235–249, 2011.
- [75] C. P. Robert, G. Casella, and G. Casella. *Monte Carlo statistical methods*, volume 2. Springer, 1999.
- [76] G. O. Roberts and R. L. Tweedie. Exponential convergence of Langevin distributions and their discrete approximations. *Bernoulli*, 2(4):341–363, 1996.
- [77] P. J. Rossky, J. D. Doll, and H. L. Friedman. Brownian dynamics as smart Monte Carlo simulation. *The Journal of Chemical Physics*, 69(10):4628–4633, 1978.
- [78] D. Russo, B. V. Roy, A. Kazerouni, I. Osband, and Z. Wen. A tutorial on Thompson sampling. *Foundations and Trends in Machine Learning*, 11(1):1—96, 2018.
- [79] T. Schneider, S. Lan, A. Stuart, and J. Teixeira. Earth system modeling 2.0: A blueprint for models that learn from observations and targeted high-resolution simulations. *Geophysical Research Letters*, 44(24):12–396, 2017.
- [80] R. Shen and Y. T. Lee. The randomized midpoint method for log-concave sampling. In *Advances in Neural Information Processing Systems 32: Annual Conference on Neural Information Processing Systems 2019, NeurIPS 2019, 8-14 December 2019, Vancouver, BC, Canada*, pages 2098–2109, 2019.
- [81] T. Shiga and H. Tanaka. Central limit theorem for a system of Markovian particles with mean field interactions. *Zeitschrift für Wahrscheinlichkeitstheorie und verwandte Gebiete*, 69(3):439–459, 1985.

- [82] Y. Song, J. Sohl-Dickstein, D. P. Kingma, A. Kumar, S. Ermon, and B. Poole. Score-based generative modeling through stochastic differential equations. *arXiv preprint arXiv:2011.13456*, 2020.
- [83] W. C. Swope, H. C. Andersen, P. H. Berens, and K. R. Wilson. A computer simulation method for the calculation of equilibrium constants for the formation of physical clusters of molecules: Application to small water clusters. *The Journal of chemical physics*, 76(1):637–649, 1982.
- [84] A. Sznitman. Équations de type de Boltzmann, spatialement homogenes. *Zeitschrift für Wahrscheinlichkeitstheorie und verwandte Gebiete*, 66:559–592, 1984.
- [85] A. Sznitman. Topics in propagation of chaos. In *Ecole d’Eté de Probabilités de Saint-Flour XIX — 1989*, pages 165–251. Springer Berlin Heidelberg, 1991.
- [86] E. Tadmor and A. Zenginoglu. Swarm-based optimization with random descent. *arXiv preprint arXiv:2307.12441*, 2023.
- [87] H. Tanaka. Probabilistic treatment of the Boltzmann equation of Maxwellian molecules. *Zeitschrift für Wahrscheinlichkeitstheorie und Verwandte Gebiete*, 46(1):67–105, 1978.
- [88] H. Tanaka. Stochastic differential equation corresponding to the spatially homogeneous Boltzmann equation of Maxwellian and non-cutoff type. In *Stochastic Processes: Selected Papers of Hiroshi Tanaka*, pages 292–310. World Scientific, 2002.
- [89] S. Vempala. Recent progress and open problems in algorithmic convex geometry. In *IARCS Annual Conference on Foundations of Software Technology and Theoretical Computer Science (FSTTCS 2010)*, volume 8, pages 42–64, 2010.
- [90] S. Vempala and A. Wibisono. Rapid convergence of the unadjusted langevin algorithm: Isoperimetry suffices. In *Advances in Neural Information Processing Systems*, volume 32, 2019.
- [91] C. Villani. A review of mathematical topics in collisional kinetic theory. *Handbook of mathematical fluid dynamics*, 1(71-305):3–8, 2002.
- [92] C. Villani et al. *Optimal Transport: Old and New*, volume 338. Springer, 2009.
- [93] K. Wu, S. Schmidler, and Y. Chen. Minimax mixing time of the metropolis-adjusted langevin algorithm for log-concave sampling. *Journal of Machine Learning Research*, 2022.