

EMOTION-AWARE CONTRASTIVE ADAPTATION NETWORK FOR SOURCE-FREE CROSS-CORPUS SPEECH EMOTION RECOGNITION

Yan Zhao^{1,2,#}, Jincen Wang^{2,3,#}, Cheng Lu^{2,3}, Sunan Li^{1,2}, Björn W. Schuller^{4,5}, Yuan Zong^{2,3,*}, Wenming Zheng^{2,3}

¹School of Information Science and Engineering, Southeast University, Nanjing, China

²Key Laboratory of Child Development and Learning Science of Ministry of Education, Southeast University, Nanjing, China

³School of Biological Science and Medical Engineering, Southeast University, Nanjing, China

⁴GLAM – Group on Language, Audio, & Music, Imperial College London, UK

⁵Chair of Embedded Intelligence for Health Care and Wellbeing, University of Augsburg, Germany
{xhzyuan, wenming_zheng}@seu.edu.cn

ABSTRACT

Cross-corpus speech emotion recognition (SER) aims to transfer emotional knowledge from a labeled source corpus to an unlabeled corpus. However, prior methods require access to source data during adaptation, which is unattainable in real-life scenarios due to data privacy protection concerns. This paper tackles a more practical task, namely source-free cross-corpus SER, where a pre-trained source model is adapted to the target domain without access to source data. To address the problem, we propose a novel method called emotion-aware contrastive adaptation network (ECAN). The core idea is to capture local neighborhood information between samples while considering the global class-level adaptation. Specifically, we propose a nearest neighbor contrastive learning to promote local emotion consistency among features of highly similar samples. Furthermore, relying solely on nearest neighborhoods may lead to ambiguous boundaries between clusters. Thus, we incorporate supervised contrastive learning to encourage greater separation between clusters representing different emotions, thereby facilitating improved class-level adaptation. Extensive experiments indicate that our proposed ECAN significantly outperforms state-of-the-art methods under the source-free cross-corpus SER setting on several speech emotion corpora.

Index Terms— Source-free cross-corpus speech emotion recognition, speech emotion recognition, contrastive learning, transfer learning.

1. INTRODUCTION

Over the course of the last decade, diverse SER applications have gained lots of attention with tremendous progress of deep learning [1, 2, 3, 4]. Though achieving huge successes, conventional SER methods may encounter performance degradation, even when the training data and the test data deviate slightly from each other. Thus, researchers turn their attention to cross-corpus SER, where the training data and test data come from different corpora, and multiple

methods have been proposed for cross-corpus SER [5, 6]. Conventional cross-corpus SER methods trend to alleviate the domain discrepancy by domain matrices [7, 8] or adversarial training [9, 10]. Taking the adversarial training based methods as an example, this kind of methods obfuscates the domain discriminator to prevent it from distinguishing between the source and target corpus samples.

Common cross-corpus SER algorithms assume all data is available during adaptation. In real-life scenarios, this assumption is rarely possible due to data privacy protection. Labeled emotional voices can be treated as a form of identification for specific individuals [11]. Improper disclosure of data with corresponding labels could unduly influence data providers. This paper focuses on a more practical and interesting task called source-free cross-corpus SER, where source data is inaccessible during adaptation. The goal is to adapt a pre-trained model, originally trained on a source corpus, to perform well on a target corpus without any labeled source data. Traditional cross-corpus SER methods focus on matching the target feature distribution with the source one to alleviate domain gaps. However, here, this does not work since source-free cross-corpus SER faces the challenge of source distribution estimation without access to the source data. In this context, the main dilemma of this task is how to effectively utilize the pre-trained source model to identify target samples correctly despite the presence of domain shifts.

To tackle the more practical and previously unexplored source-free cross-corpus SER problem, we propose a simple, yet effective method called emotion-aware contrastive adaptation network (ECAN). It is worth noting that this is the first work dedicated to addressing the source-free cross-corpus SER problem. The key idea is to update the target model using the pre-trained source model from both local and global perspectives. Building upon previous research [12, 13], we find that target data of the same emotion tends to form a cluster in the feature space despite domain shifts between source and target corpora. To exploit this inherent local structure between target data, we propose a novel nearest neighbor contrastive learning algorithm to enhance the semantic consistency among neighboring samples. Besides, solely relying on nearest neighbor information for adaptation may result in ambiguous category boundaries, as the local structure may not capture the full complexity of emotion distribution within the target data. To address this limitation, we incorporate supervised contrastive learning into the network, which aims to pull away clusters of different emotions, to achieve emotion-wise global adaptation. Both nearest neighbor and supervised contrastive learn-

* Corresponding authors, # Contribute equally to this work.

This work was supported in part by the National Key R & D Project under the Grant 2022YFC2405600, in part by the NSFC under the Grant U2003207 and 61921004, in part by the Jiangsu Frontier Technology Basic Research Project under the Grant BK20192004, in part by the YESS Program by CAST under the Grant 2023QNR001, and in part by the ASFC under the Grant 2023Z071069003.

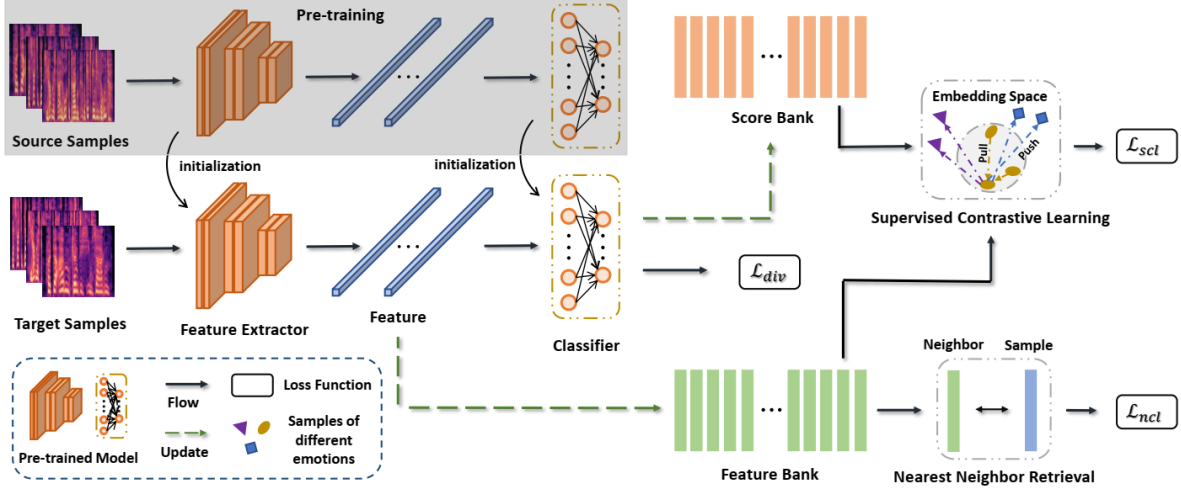


Fig. 1. Overview Structure of the Proposed ECAN in Dealing with Source-free Cross-Corpus SER.

ing modules work in a promotion way, jointly considering enhancing of nearest neighbor information and emotion-level global adaptation.

2. PROPOSED METHOD

In this section, we will present the details of the proposed ECAN for coping with the problem of source-free cross-corpus SER. Formally, we denote the labeled source speech emotion corpus and unlabeled target one as \mathcal{D}_s and \mathcal{D}_t , respectively. Both corpora have the same predefined \mathcal{C} emotion classes. In source-free cross-corpus SER setting, the source corpus \mathcal{D}_s is only available for source model pre-training, while in target adaptation we merely access the pre-trained source model and the unlabeled target corpus \mathcal{D}_t . The feature extractor takes a speech sample x_i as input and produces a feature representation denoted as $\mathbf{f}_i = f(x_i) \in \mathbb{R}^d$, where d is the dimension of the feature space. The output of the classifier is denoted as $p_i = \sigma(\mathbf{f}_i) \in \mathbb{R}^C$, where $\sigma(\cdot)$ is the softmax function. Fig. 1 shows the proposed structure.

2.1. Nearest Neighbor Contrastive Learning

As mentioned before, even though the source classifier may not be suitable for the target domain, target speech samples tend to form distinct clusters in the feature space. It indicates that similar samples are expected to be close to each other. Thus, we propose a nearest neighbor contrastive learning module to leverage the local information within the target data and enhance semantic consistency. This module focuses on the adaptation between samples and aims to reinforce the relationships among nearest neighbors.

To retrieve nearest neighbors during training, we build a feature memory bank $\mathcal{F} = [\mathbf{f}_1, \mathbf{f}_2, \dots, \mathbf{f}_{N_t}]$ to store features of N_t target samples. The cosine similarity is used for retrieving k -nearest neighbors:

$$\mathcal{N}_K^i = \{\mathcal{F}_j | \text{top-}k(\cos(\mathbf{f}_i, \mathcal{F}_j)), \forall \mathcal{F}_j \in \mathcal{F}\} \quad (1)$$

It is important to note that before every batch training iteration, we update the feature bank \mathcal{F} by replacing the existing items with their corresponding counterparts from the current batch. Additionally, we set the number of nearest neighbors k for each sample as 1.

We treat the nearest neighbors as positive pairs and other samples as negative ones. Based on the InfoNCE loss [14], we define the nearest neighbor contrastive learning loss as:

$$\mathcal{L}_{ncl} = -\frac{1}{N_t} \sum_{i=1}^{N_t} \sum_{\mathbf{k}^+ \in \mathcal{N}_K^i} \log \frac{\exp(\phi(\mathbf{f}_i, \mathbf{k}^+)/\tau)}{\sum_{\mathbf{k}_j \in \mathcal{N}_{f_i}} \exp(\phi(\mathbf{f}_i, \mathbf{k}_j)/\tau)}, \quad (2)$$

where \mathbf{k}^+ is the feature in the k -nearest neighbors set \mathcal{N}_K^i of \mathbf{f}_i , and \mathcal{N}_{f_i} denotes the feature set except \mathbf{f}_i . $\phi(\cdot)$ denotes the cosine similarity. τ is a temperature hyper-parameter and is empirically set as 0.05. By minimizing the loss function \mathcal{L}_{ncl} , our ECAN can push features towards their nearest neighbors and pull them away from dissimilar ones.

2.2. Supervised Contrastive Learning

In the nearest neighbor contrast approach, there is a possibility of encountering noisy neighbors that belong to different emotion categories. This can lead to incorrect supervision. To address this issue, we propose a supervised contrastive learning module, which aims to bring features belonging to the same category closer and push features from different categories farther apart. To implement this, a score bank $\mathcal{S} = [\mathbf{p}_1, \mathbf{p}_2, \dots, \mathbf{p}_{N_t}]$ is introduced to store the softmax prediction scores of all target data points. Similar to the feature bank \mathcal{F} , the score bank \mathcal{S} is updated before each batch training iteration. In the supervised contrastive learning process, the samples with the same category are searched within the score bank \mathcal{S} . The corresponding features in the feature bank \mathcal{F} are extracted to form the i^{th} emotion feature set \mathcal{C}_i . We define the supervised contrastive learning loss \mathcal{L}_{scl} as follows:

$$\mathcal{L}_{scl} = \sum_{i=1}^{N_t} \frac{-1}{N_{\mathcal{C}_i}} \sum_{\mathbf{q}^+ \in \mathcal{C}_i} \log \frac{\exp(\phi(\mathbf{f}_i, \mathbf{q}^+)/\tau)}{\sum_{\mathbf{q}_j \in \mathcal{N}_{f_i}} \exp(\phi(\mathbf{f}_i, \mathbf{q}_j)/\tau)}, \quad (3)$$

where \mathbf{q}^+ is the feature in the \mathcal{C}_i , and $N_{\mathcal{C}_i}$ is the number of features in \mathcal{C}_i . Through optimizing \mathcal{L}_{scl} , ECAN reduces the impact of unreasonable nearest neighbors via enhancing the inter-class discrimination and intra-class compactness of target features.

Algorithm 1 Training procedure of the ECAN

Input: Source corpus \mathcal{D}_s (only available during pre-training); Target corpus \mathcal{D}_t

- 1: Pre-train source model on \mathcal{D}_s
 - 2: Build memory bank \mathcal{F} and \mathcal{S} for \mathcal{D}_t based on the pre-trained model
 - 3: **while** t **in** *adaptation-iterations* **do**
 - 4: Sample a mini-batch \mathcal{B} from \mathcal{D}_t
 - 5: Update \mathcal{F} and \mathcal{S} with current mini-batch \mathcal{B}
 - 6: Compute loss function \mathcal{L}_{ncl} based on \mathcal{F}
 - 7: Compute loss function \mathcal{L}_{scl} based on \mathcal{F} and \mathcal{S}
 - 8: Compute loss function \mathcal{L}_{div} and obtain the total loss \mathcal{L}
 - 9: Update the model based on SGD algorithm
 - 10: $t \leftarrow t + 1$
 - 11: **end while**
-

Table 1. The sample statistics of corpora used in all cross-corpus SER tasks.

Corpus	Anger	Sad	Fear	Happy	Disgust	Neutral	Surprise	Total
EMOVO	84	84	84	84	84	84	84	588
EmoDB	127	62	69	71	46	79	-	454
eNTERFACE	215	215	215	215	212	-	215	1287
CASIA	200	200	200	200	-	200	200	1200

2.3. Total Objective

We further encourage the diversity in model predictions to avoid collapsing solutions, where the model predicts some specific classes for all target samples. The diversity loss \mathcal{L}_{div} that encourages the prediction balance is defined below:

$$\mathcal{L}_{div} = \sum_{c=1}^C \text{KL}(\bar{p}_c || \frac{1}{C}), \text{ with } \bar{p}_c = \frac{1}{N_t} \sum_{i=1}^{N_t} p_i^{(c)}, \quad (4)$$

where $\text{KL}(\cdot || \cdot)$ denotes the Kullback-Leibler divergence [15]. The $p_i^{(c)}$ is the predicted score of the c^{th} emotion class of x_i , and \bar{p}_c represents the predicted probability of class c , which is regularized by the uniform distribution.

Finally, the total adaptive loss function combining Eqs. (2), (3), and (4) is as follows:

$$\mathcal{L} = \mathcal{L}_{div} + \lambda \mathcal{L}_{ncl} + \beta \mathcal{L}_{scl}, \quad (5)$$

where λ, β are trade-off coefficients to balance local structural clustering and emotion discrimination. The training process of our proposed ECAN is illustrated in Algorithm 1.

3. EXPERIMENTS

3.1. Corpora and Evaluation Protocols

We utilize four public available speech emotion corpora, *i.e.*, EMOVO (O) [16], EmoDB (B) [17], eNTERFACE (E) [18], and CASIA (C) [19], for evaluations. EMOVO is an emotional corpus applicable to Italian. It is recorded by 6 actors, containing 7 emotions (*anger, sad, fear, happy, disgust, neutral* and *surprise*). EmoDB is a German speech emotion corpus. It consists of 535 speech samples and 10 speakers are required to perform 7 emotional scripts (*angry, disgust, sad, happy, fear, neutral, and bored*). As for eNTERFACE, which is an English audio-visual emotion database, It is collected from 43 individuals including 1582 samples. Samples

are labeled as one of 6 basic emotions including *happy, sad, fear, angry, surprise* and *disgust*. We adopt the audio data in the experiments. CASIA is a Chinese speech emotion corpus which is built from 4 speakers with 1200 audio samples. Each speaker is required to perform utterances under 6 different emotion states, *i.e.*, *anger, sad, fear, happy, neutral* and *surprise*.

In source-free cross-corpus SER, one speech corpus serves as the source one and the other corpus is the target one. By alternatively choosing either two of the above four speech emotion corpora, we design twelve tasks. The sample statistics is shown in Tab 1. For evaluation metric, we adopt unweighted average recall (UAR), which is defined as the average of the prediction accuracy per class. We also report the average results of all tasks.

3.2. Baselines and Implementation Details

To validate the effectiveness of our proposed ECAN, we adopt several domain adaptation methods as baselines for comparison, *i.e.*, SHOT [12], NRC [13], DAN [20], G-SFDA [21], CoWA-JMDS [22], USFAN [23], DaC [24], and AaD [25]. Besides, we also compare to the source-only model, which refers to the pre-trained model by source data.

For the aforementioned methods, we refer to the official code implementation to conduct experiments. To ensure a fair comparison, we choose VGG-11 [26] as the backbone architecture and leverage the Mel spectrum with a size of 224×224 as the network input. For pre-training the source model, we employ label smoothing and stochastic gradient descent with a momentum of 0.9. The training process is conducted for 100 epochs. To obtain the optimal results, we perform a parameter search by exploring different trade-offs within fixed intervals for the mentioned methods. Specifically, for SHOT, USFAN and DAN, the search interval is $\{0.0001:0.0001:0.001, 0.001:0.001:0.01, 0.01:0.01:0.1, 0.1:0.1:1, 2, 5, 10, 100\}$. For G-SFDA and AaD, we search the nearest neighbor number from [1:10]. For NRC, both numbers of reciprocal neighbor and expanded neighbor are searched from [1:2:9]. The mixup weight parameter set of CoWA-JMDS is $\{0.1:0.1:1, 5, 50, 100\}$. As for ECAN and DaC, λ and β are searched from $\{0.00001, 0.00005, 0.0001, 0.0005, 0.001, 0.005, 0.01, 0.05, 0.1, 0.5, 1, 5, 10, 50, 100\}$ and $\{0.1, 0.3, 0.6, 0.9, 2\}$, respectively.

3.3. Comparison with State-of-the-arts

Experimental results of different methods are reported in Tab 2. We can observe some interesting findings. Firstly, it can be obviously seen that our proposed ECAN achieves the best performance compared to all other comparison methods, where the average UAR reaches 37.19%. Diving deeper into each task, our ECAN outperforms other methods in seven out of twelve cross-corpus SER tasks, especially in B→C (39.00%) and C→E (34.53%) tasks. Despite not achieving the best results in the remaining tasks, ECAN is still competitive with the best performing methods, *e.g.*, in the C→O task (ECAN 35.91% *v.s.* DAN 36.51%). Moreover, ECAN remains superior even when compared to the DAN method that has access to source corpus data. These findings demonstrate the effectiveness of our proposed ECAN in dealing with the source-free cross-corpus SER problem.

Based on the experimental results, it is evident that most methods struggle to perform well on the C→E and E→C tasks. It can be attributed to the variations in emotion induction methods and recorded language between the CASIA and eNTERFACE datasets. Specifically, CASIA consists of Chinese corpora where the speech

Table 2. UARs of State-of-the-arts, where the best results are highlighted in bold.(%)

Methods	Source-free	B→C	C→B	B→E	E→B	C→E	E→C	B→O	O→B	C→O	O→C	E→O	O→E	Avg.
Source Only	-	30.10	41.78	25.34	27.83	20.75	22.90	30.24	20.83	25.79	25.92	25.20	22.35	26.59
DAN (ICML' 15)	✗	36.30	56.72	33.58	43.50	32.17	29.30	35.53	44.24	36.51	32.42	32.14	28.93	36.78
SHOT (ICML' 20)	✓	34.80	55.83	31.92	46.08	30.99	31.80	35.52	44.63	34.13	30.00	27.98	28.76	36.04
G-SFDA (ICCV' 21)	✓	27.90	50.41	23.21	35.79	27.09	24.30	25.20	36.32	24.40	20.42	25.00	25.36	28.78
NRC (NeurIPS' 21)	✓	37.80	60.16	31.87	48.42	32.22	31.40	35.12	44.93	32.74	29.00	29.76	27.73	36.76
USFAN (ECCV' 22)	✓	32.70	53.72	30.77	51.73	30.60	29.00	33.93	44.65	31.94	30.08	29.17	27.53	35.49
CoWA-JMDS (ICML' 22)	✓	34.50	55.26	28.49	36.74	31.61	25.80	29.96	27.78	29.96	25.75	25.99	24.08	31.33
DaC (NeurIPS' 22)	✓	31.90	47.42	26.42	39.03	25.60	27.00	24.40	30.19	25.00	25.83	28.37	24.63	29.65
AaD (NeurIPS' 22)	✓	35.00	55.50	31.47	48.12	32.17	29.10	34.52	44.93	34.92	27.30	25.60	26.50	35.43
ECAN (Ours)	✓	39.00	61.37	34.21	46.87	34.53	31.90	36.51	40.86	35.91	27.42	28.57	29.16	37.19

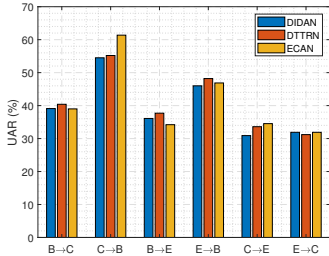


Fig. 2. Comparison with Cross-Corpus SER Methods.

samples are acted by the speakers, while eINTERFACE comprises English corpora where emotions are induced using pre-prepared materials. A similar trend can also be observed in the tasks between EMOVO and eINTERFACE (E→O and O→E tasks), where EMOVO consists of acted Italian that significantly differs from eINTERFACE. These differences in language, emotion induction techniques, and cultural nuances could affect the performance of the methods on these specific tasks.

3.4. Comparison with Cross-Corpus SER Methods

In this section, we conduct a comparison between our proposed ECAN and previous cross-corpus SER algorithms on six tasks, as depicted in Fig. 2. Notably, even without the presence of source data, ECAN achieves comparable performance to source-available methods such as DIDAN [6] and DTTRN [7]. Specifically, our ECAN surpasses methods that utilize source data in the C→B and C→E tasks, while slightly trailing behind in the remaining tasks. These results highlight the superiority of our proposed ECAN algorithm in successfully addressing cross-corpus SER challenges.

3.5. Ablation Study

To evaluate the effectiveness of our proposed functions, we perform ablation experiments on six tasks. Tab 3 shows results of the ablation study. It is evident that when \mathcal{L}_{ncl} and \mathcal{L}_{scl} are considered together, the performance is consistently better compared to using either loss alone. Moreover, the results decrease when \mathcal{L}_{div} is removed, indicating the importance of \mathcal{L}_{div} that promotes diversity among samples.

3.6. Feature Visualization

To provide a more visually compelling demonstration of our algorithm’s performance, we employ t-SNE [27] for feature visualization.

Table 3. The ablation study for the proposed ECAN.(%)

Methods	B→C	E→B	C→E	B→O	C→O	O→E
ECAN w/o \mathcal{L}_{ncl}	37.20	41.32	32.26	32.54	30.36	26.38
ECAN w/o \mathcal{L}_{scl}	33.00	42.27	30.00	34.92	30.75	25.67
ECAN w/o \mathcal{L}_{div}	36.80	45.54	32.08	35.12	33.73	28.85
ECAN	39.00	46.87	34.53	36.51	35.91	29.16

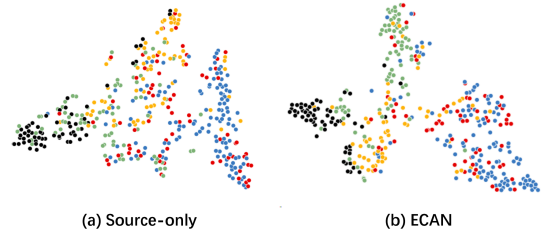


Fig. 3. The t-SNE visualization on the task of C→B.

Specifically, we focus on the features extracted by our model in the C→B task and present the results in Fig. 3. Each colored dot represents a different emotion category. From Fig. 3(a), we can observe that the target features are initially scattered in the feature space, which can be attributed to the domain shift before adaptation. However, after the adaptation, the target features form clearer and more compact clusters that correspond to specific emotion categories. This outcome clearly demonstrates the effectiveness of our proposed strategy, which simultaneously considers nearest neighbors and separates clusters of different emotion categories. The improved clustering of target features showcases the efficacy of our algorithm in addressing the challenges of cross-corpus SER tasks.

4. CONCLUSION

In this paper, we proposed a simple yet effective method called ECAN to solve a practical and previously unexplored source-free cross-corpus SER problem. ECAN leverages the local structure of the target data by utilizing nearest neighbor contrastive learning. This approach allows for successful adaptation without relying on the source data. Besides, ECAN enhances class-level adaptation by aggregating features within the same emotion category and separating different emotion clusters to create clear classification boundaries. Extensive experiments were conducted on four widely used speech emotion corpora, and the results verify the effectiveness of our proposed ECAN in dealing with the source-free cross-corpus SER task. In future work, we will further explore neighboring information and compare with other advanced algorithms.

5. REFERENCES

- [1] Johannes Wagner, Andreas Triantafyllopoulos, Hagen Wierstorf, Maximilian Schmitt, Felix Burkhardt, Florian Eyben, and Björn W. Schuller, “Dawn of the transformer era in speech emotion recognition: Closing the valence gap,” *IEEE Transactions on Pattern Analysis and Machine Intelligence*, pp. 1–13, 2023.
- [2] Cheng Lu, Yuan Zong, Wenming Zheng, Yang Li, Chuangao Tang, and Björn W Schuller, “Domain invariant feature learning for speaker-independent speech emotion recognition,” *IEEE/ACM Transactions on Audio, Speech, and Language Processing*, vol. 30, pp. 2217–2230, 2022.
- [3] Mehmet Berkehan Akçay and Kaya Oğuz, “Speech emotion recognition: Emotional models, databases, features, preprocessing methods, supporting modalities, and classifiers,” *Speech Communication*, vol. 116, pp. 56–76, 2020.
- [4] Cheng Lu, Wenming Zheng, Hailun Lian, Yuan Zong, Chuangao Tang, Sunan Li, and Yan Zhao, “Speech emotion recognition via an attentive time–frequency neural network,” *IEEE Transactions on Computational Social Systems*, 2022.
- [5] Youngdo Ahn, Sung Joo Lee, and Jong Won Shin, “Cross-corpus speech emotion recognition based on few-shot learning and domain adaptation,” *IEEE Signal Processing Letters*, vol. 28, pp. 1190–1194, 2021.
- [6] Yan Zhao, Jincen Wang, Yuan Zong, Wenming Zheng, Hailun Lian, and Li Zhao, “Deep implicit distribution alignment networks for cross-corpus speech emotion recognition,” in *ICASSP 2023 - 2023 IEEE International Conference on Acoustics, Speech and Signal Processing (ICASSP)*, 2023, pp. 1–5.
- [7] Yan Zhao, Jincen Wang, Ru Ye, Yuan Zong, Wenming Zheng, and Li Zhao, “Deep transductive transfer regression network for cross-corpus speech emotion recognition,” *Proceedings of the INTERSPEECH, Incheon, Korea*, pp. 18–22, 2022.
- [8] Jiacheng Zhang, Lin Jiang, Yuan Zong, Wenming Zheng, and Li Zhao, “Cross-corpus speech emotion recognition using joint distribution adaptive regression,” in *ICASSP 2021-2021 IEEE International Conference on Acoustics, Speech and Signal Processing (ICASSP)*. IEEE, 2021, pp. 3790–3794.
- [9] Siddique Latif, Rajib Rana, Sara Khalifa, Raja Jurdak, and Bjorn Wolfgang Schuller, “Self supervised adversarial domain adaptation for cross-corpus and cross-language speech emotion recognition,” *IEEE Transactions on Affective Computing*, pp. 1–1, 2022.
- [10] Bo-Hao Su and Chi-Chun Lee, “Unsupervised cross-corpus speech emotion recognition using a multi-source cycle-gan,” *IEEE Transactions on Affective Computing*, pp. 1–1, 2022.
- [11] Arsha Nagrani, Samuel Albanie, and Andrew Zisserman, “Seeing voices and hearing faces: Cross-modal biometric matching,” in *Proceedings of the IEEE conference on computer vision and pattern recognition*, 2018, pp. 8427–8436.
- [12] Jian Liang, Dapeng Hu, and Jiashi Feng, “Do we really need to access the source data? source hypothesis transfer for unsupervised domain adaptation,” in *International conference on machine learning*, 2020, pp. 6028–6039.
- [13] Shiqi Yang, Joost van de Weijer, Luis Herranz, Shangling Jui, et al., “Exploiting the intrinsic neighborhood structure for source-free domain adaptation,” *Advances in neural information processing systems*, vol. 34, pp. 29393–29405, 2021.
- [14] Aaron van den Oord, Yazhe Li, and Oriol Vinyals, “Representation learning with contrastive predictive coding,” *arXiv preprint arXiv:1807.03748*, 2018.
- [15] Tim Van Erven and Peter Harremoos, “Rényi divergence and kullback-leibler divergence,” *IEEE Transactions on Information Theory*, vol. 60, no. 7, pp. 3797–3820, 2014.
- [16] Giovanni Costantini, Iacopo Iaderola, Andrea Paoloni, Massimiliano Todisco, et al., “Emovo corpus: an italian emotional speech database,” in *Proceedings of the ninth international conference on language resources and evaluation (LREC’14)*. European Language Resources Association (ELRA), 2014, pp. 3501–3504.
- [17] Felix Burkhardt, Astrid Paeschke, M. Rolfes, Walter F. Sendlmeier, and Benjamin Weiss, “A database of german emotional speech,” in *INTERSPEECH*, 2005, pp. 1517–1520.
- [18] Olivier Martin, Irene Kotsia, Benoît Macq, and Ioannis Pitas, “The enterface’05 audio-visual emotion database,” in *ICDE Workshops*, 2006, p. 8.
- [19] Jianhua Tao, Fangzhou Liu, Meng Zhang, and Huibin Jia, “Design of speech corpus for mandarin text to speech,” in *The Blizzard Challenge 2008 Workshop*, 2008, pp. 1–4.
- [20] Mingsheng Long, Yue Cao, Jianmin Wang, and Michael Jordan, “Learning transferable features with deep adaptation networks,” in *International conference on machine learning*. PMLR, 2015, pp. 97–105.
- [21] Shiqi Yang, Yaxing Wang, Joost van de Weijer, Luis Herranz, and Shangling Jui, “Generalized source-free domain adaptation,” in *2021 IEEE/CVF International Conference on Computer Vision, ICCV 2021*. 2021, pp. 8958–8967, IEEE.
- [22] Jonghyun Lee, Dahuin Jung, Junho Yim, and Sungroh Yoon, “Confidence score for source-free unsupervised domain adaptation,” in *International Conference on Machine Learning, ICML 2022*, vol. 162 of *Proceedings of Machine Learning Research*, pp. 12365–12377.
- [23] Subhankar Roy, Martin Trapp, Andrea Pilzer, Juho Kannala, Nicu Sebe, Elisa Ricci, and Arno Solin, “Uncertainty-guided source-free domain adaptation,” in *Computer Vision - ECCV 2022 - 17th European Conference*. 2022, vol. 13685 of *Lecture Notes in Computer Science*, pp. 537–555, Springer.
- [24] Ziyi Zhang, Weikai Chen, Hui Cheng, Zhen Li, Siyuan Li, Liang Lin, and Guanbin Li, “Divide and contrast: Source-free domain adaptation via adaptive contrastive learning,” in *NeurIPS*, 2022.
- [25] Shiqi Yang, Yaxing Wang, Kai Wang, Shangling Jui, and Joost van de Weijer, “Attracting and dispersing: A simple approach for source-free domain adaptation,” in *NeurIPS*, 2022.
- [26] Karen Simonyan and Andrew Zisserman, “Very deep convolutional networks for large-scale image recognition,” in *3rd International Conference on Learning Representations, ICLR 2015*, 2015.
- [27] Laurens Van der Maaten and Geoffrey Hinton, “Visualizing data using t-sne,” *Journal of machine learning research*, vol. 9, no. 11, 2008.