

ToDA: Target-oriented Diffusion Attacker against Recommendation System

Xiaohao Liu
Communication University of China
xiahao.liu@hotmail.com

Zhulin Tao
Communication University of China
taozhulin@gmail.com

Ting Jiang
Communication University of China
qpddxykjt@gmail.com

He Chang
Communication University of China
hechangcuc@cuc.edu.cn

Yunshan Ma
National University of Singapore
yunshan.ma@u.nus.edu

Xianglin Huang
Communication University of China
huangxl@cuc.edu.cn

ABSTRACT

Recommendation systems (RS) have become indispensable tools for web services to address information overload, thus enhancing user experiences and bolstering platforms' revenues. However, with their increasing ubiquity, security concerns have also emerged. As the public accessibility of RS, they are susceptible to specific malicious attacks where adversaries can manipulate user profiles, leading to biased recommendations, *aka. shilling attacks*. Recent research often integrates additional modules using generative models to craft these deceptive user profiles, ensuring them to be imperceptible while causing the intended harm. Albeit their efficacy, these models face challenges of unstable training and the exploration-exploitation dilemma, which can lead to suboptimal results.

In this paper, we pioneer to investigate the potential of diffusion models (DMs), for shilling attacks. DMs have showcased remarkable capabilities in areas like image synthesis, recommendation systems, and adversarial attacks, providing finer control over the generation process. Specifically, we propose a novel **Target-oriented Diffusion Attack** model (ToDA). It incorporates a pre-trained autoencoder that transforms user profiles into a high dimensional space, paired with a Latent Diffusion Attacker (LDA)—the core component of ToDA. LDA introduces noise into the profiles within this latent space, adeptly steering the approximation towards targeted items through cross-attention mechanisms. The global horizon, implemented by a bipartite graph, is involved in LDA and derived from the encoded user profile feature. This makes LDA possible to extend the generation outwards the on-processing user feature itself, and bridges the gap between diffused user features and target item features. Extensive experiments compared to several SOTA baselines demonstrate ToDA's effectiveness. Specific studies exploit the elaborate design of ToDA and underscore the potency of advanced generative models in such contexts.

KEYWORDS

Recommendation System, Shilling Attack, Diffusion Model

1 INTRODUCTION

Recommendation system primarily endeavors to capture users' preferences through their historical interactions, thereby predicting potential item candidates that would likely attract users [19, 26, 40]. As an effective countermeasure against information overload in a web system, it remarkably enhances the user experience while concurrently boosting the revenue of merchants in many web services (e.g., e-commerce [34] and content-sharing platform [49]).

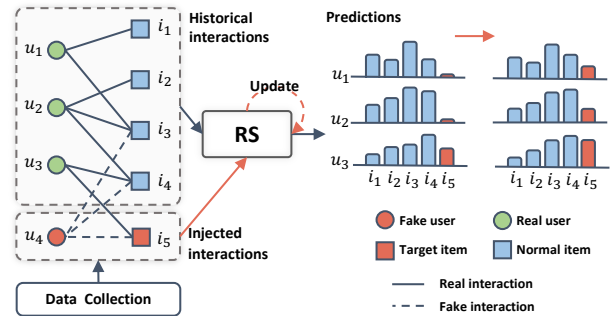


Figure 1: An illustrative example of shilling attacks on recommendation system. A manually crafted malicious user u_4 and its associate interactions would make the recommendation results biased to certain intended item i_5 .

In light of the ubiquitous nature and public accessibility of recommendation systems (*i.e.*, recommendation models are learned based on user data which is usually accessible), the necessity for prioritizing security has become increasingly apparent [8, 13]. Although many works leverage adversarial learning with disturbed samples to improve the robustness [10, 43, 54], recommendation system is still vulnerable to malicious attacks [5, 31, 32, 37, 55, 57]. In other words, attackers are able to glean interaction histories of users and subsequently construct fabricated user profiles (*i.e.*, a sequence of user-item interactions) as inputs to the recommendation system, thereby promoting or demoting the target items. This action is recognized as *shilling attack*. Figure 1 depicts the example of a shilling attack. The attacker crafts a fake user u_4 who has interacted with three items, i_3, i_4 , and i_5 where i_5 is the target item. With the training of historical and injected interactions, recommendation system updates its parameters, resulting in a prediction offset. Specifically, the target items gain a higher probability of being candidates in the recommendation list. Obviously, shilling attacks undermine the integrity of recommendation systems, leading to an unfair exposure of items, and consequently eroding users' trust.

Several efforts are devoted to the design of shilling attacks as the security concerns and insights provided to defense-side research. Initial works primarily depend on heuristic rules to manually craft user profiles, like Random Attack [27] and Bandwagon Attack [18], and approximate an optimization problem [15, 22, 28]. However, generative models gradually take the dominant role of shilling attacks to the present. These methods can be categorized

into autoencoder (AE)-based [55, 57], generative adversarial network (GAN)-based [31, 32, 37, 47, 50], and reinforcement learning (RL)-based [3, 4, 11, 42, 56, 59] strategies, which are in an auto-aggressive manner. To adapt these methods for shilling attack tasks, an additional module is often incorporated to optimize the attack objectives [32, 50, 57]. Despite their efficacy, these models face challenges such as unstable training and the exploration-exploitation dilemma, which can lead to suboptimal results. Clearly, the role of the generative model in shilling attack strategies remains an area ripe for further exploration to fully harness its potential.

Diffusion models (DMs) have emerged as a cutting-edge technique for generating data across various domains, like computer vision [6] and natural language processing [17, 39]. At their core, these models simulate the process of diffusion, denoising the data step by step to reconstruct the data. Some works in recommendation system (RS) harness DMs to predict user preference under the noisy scenario [46] and forecast the users' tastes evolving over time [29]. In adversarial attack field, DMs helps to purify samples' perturbations [38], craft malicious visual samples [2] and improve model robustness [48, 52]. DMs provide finer control over the generation process, allowing for enhanced interpretability and precision. Their inherent denoising capability also ensures the generation of high-quality data. Given the success of DMs in these areas, there is sparked interest in their potential to shilling attacks, an intriguing area where DMs remain largely unexplored.

Introducing DMs into shilling attack tasks presents unique challenges. First, the inherent nature of DMs is benign. They are designed to understand and replicate patterns without any malicious intent. Even though some attempts in RS and adversarial attack showcase the potential, tailoring DMs specifically for shilling attacks requires significant modifications to ensure the generated profiles are not only imperceptible but also effective in manipulating the victim RS. Second, DMs conventionally have a narrow focus, usually concentrating on a single sample during the generation process. In contrast, shilling attacks require a global view that outwards the on-processing pattern. This is essential to identify beneficial items that can be used as auxiliaries to ensure the fake user profiles are both imperceptible and malicious.

To address the above challenges, we propose a novel Target-oriented Diffusion Attack model, termed **ToDA**. ToDA hinges on a latent diffusion model by first encoding user profiles into a high-dimensional space to diminish the computation cost and facilitate model flexibility. Therefore, we are able to subtly add noise to latent features at each forward step, and employ an approximator to reconstruct every state, referencing the prior step during the reversion process. This procedure allows us to sample natural profiles that conform to victim RS, inherently ensuring the desired imperceptibility. To steer the latent diffusion model from being malicious, we harness the Target-oriented Approximator within the reversion by using cross-attention to condition the target item's features. Without an extra module or attack objective, we endow the diffusion model with attack ability. Through a bipartite graph (*i.e.*, user-item graph), we are able to generate target item features in a global view. This makes it possible to extend the generation of a broader horizon outwards the on-processing user feature itself, and bridges the gap between diffused user features and target item features. Wherein, a SOTA GNN encoder in collaborative filtering

(*i.e.*, LightGNN [19]) is adopted to catch the high-order correlations of target items. Our ToDA is simple yet flexible and powerful for shilling attacks. We compare ToDA with several SOTA shilling attack models, like LegUP [32] and GSPAttack [37], and exploit significant improvements. Overall, our contributions are threefold:

- We investigate the previous works from a generative standpoint, highlighting the untapped potential of utilizing DMs for shilling attacks. To the best of our knowledge, this is a pioneering effort in assimilating DMs within shilling attacks.
- We devise a novel target-oriented diffusion attacker, ToDA, underpinned by the latent diffusion model paired with a target-oriented approximator. We innovatively confers attack ability to DMs, filling a blank in the confluence of DMs and shilling attacks.
- Through extensive experiments, we present a meticulous analysis of ToDA, which empirically demonstrates both its reasonability and effectiveness.

2 PRELIMINARY

We introduce the basic procedure of shilling attacks and determine the capability of attackers. The concept of recommendation system is also formally involved.

Shilling Attacks: Given the gleaned interactions $Y \in \{0, 1\}^{n \times m}$, the attacker crafts a set of malicious user profiles, where n and m denote the number of users and items, respectively. We denote these shilling users as $\mathcal{U}^a = \{u_1^a, u_2^a, \dots, u_k^a\}$, where $k = |\mathcal{U}^a|$. The corresponding interaction matrix for these users is represented as $Y^a \in \{0, 1\}^{k \times m}$. Formally, we represent this procedure as $Y^a = A(Y, \mathcal{T}, k)$, where $A(\cdot)$ is the shilling attack algorithm that takes the gleaned interactions as input and outputs the k fake user profiles. And \mathcal{T} denotes the indices of target items. Note that, Y is sparser than the integrated interactions due to the capability of attackers and the constraint of recommendation systems. Finally, the attacker injects these malicious user profiles into the recommendation system. This effectively extends the original user-item matrix to $Y' \in \{0, 1\}^{(n+k) \times m}$, which includes both the original and the crafted user-item interactions. The capability of attackers is determined from three perspectives:

- **Incomplete data:** Shilling attackers often operate with limited information, reflecting only a subset of the total user-item interactions. Consequently, the malicious user profiles, \mathcal{U}^a , and corresponding interaction matrix, Y^a , are built based on this incomplete data set.
- **Black-box setting:** Attackers typically do not have access to the inner workings of the recommendation system, including its learning algorithm and parameter settings. This is often referred to as a black-box setting. The shilling attack algorithm, $A(\cdot)$, therefore, operates blindly, producing Y^a without detailed insights about the system it's intended to manipulate.
- **No extra knowledge:** The third capability implies that the attacker doesn't possess additional knowledge outside of the gleaned interactions, Y' . This includes knowledge about item features, user demographics, or other auxiliary information that could enhance the attack's precision.

Recommendation System: Here we denote the user set as $\mathcal{U} = \{u_1, u_2, \dots, u_n\}$ and the item set $\mathcal{I} = \{i_1, i_2, \dots, i_m\}$. The interactions between users and items are encapsulated in a matrix $\tilde{Y} \in \{0, 1\}^{n \times m}$, where the value in the row u and column i signifies an interaction between user u and item i . The chief goal of recommendation system is to compute the preference score $\hat{Y}_{u,i}$ indicating the potential interest of user u in item i . More formally, the recommendation system R harnesses collaborative filtering signals to derive this as $\hat{Y}_{u,i} = R(u, i, \tilde{Y})$.

3 METHODOLOGY

By exhibiting the potential of DMs and addressing the mentioned challenges, we introduce the crux of ToDA, the Latent Diffusion Attacker, adding noise to latent features and reversing them through Target-oriented Approximator, and the training and inference of ToDA.

3.1 Latent Diffusion Attacker

DMs are employed as the foundational attacker model for user profile generation in our approach. In a typical DMs' process, noise is gradually added at each forward step, while the reverse operation attempts to reconstruct the state from the preceding step. These processes are guided by the Markov assumption, implying that each state is exclusively reliant on its immediate predecessor. Consequently, these two processes can be mathematically represented as follows:

Forward:

$$q(\mathbf{Y}_{u;1:S} | \mathbf{Y}_{u;0}) = \prod_{s=1}^S q(\mathbf{Y}_{u;s} | \mathbf{Y}_{u;s-1}), \quad (1)$$

where $q(\mathbf{Y}_{u;1:S} | \mathbf{Y}_{u;0})$ represents the probability distribution of the sequence of user profiles during the forward procedure, which includes S steps. The product operation indicates that at each step s , the next profile $\mathbf{Y}_{u;s}$ is conditionally dependent only on the preceding one $\mathbf{Y}_{u;s-1}$.

Reverse:

$$p(\mathbf{Y}_{u;0:S}) = p(\mathbf{Y}_{u;0}) \prod_{s=1}^S p(\mathbf{Y}_{u;s-1} | \mathbf{Y}_{u;s}), \quad (2)$$

where $p(\mathbf{Y}_{u;0:S})$ denotes the probability distribution of the sequence of user profiles during the reverse process. The term $p(\mathbf{Y}_{u;0})$ stands for the probability of the initial profile (*i.e.*, $\mathbf{Y}_{u;0} = \mathbf{Y}_u$), while the product term represents the conditional probability of each preceding profile $\mathbf{Y}_{u;s-1}$ given its successor $\mathbf{Y}_{u;s}$, iteratively applied over all S steps.

To facilitate the malicious profile generation and diminish the computational overhead during training, we adopt principles akin to perceptual image compression in Computer Vision [41], exploiting the benefits of high-dimensional spaces. More precisely, given a user profile $\mathbf{Y}_u \in \{0, 1\}^m$, the encoder \mathcal{E} encodes \mathbf{Y}_u into a latent representation $\mathbf{e}_u = \mathcal{E}(\mathbf{Y}_u) \in \mathbb{R}^d$ and the decoder \mathcal{D} reconstructs the user profile $\mathbf{Y}_u^a = \mathcal{D}(\mathbf{e}_u)$. Thereby we construct the latent diffusion attacker inheriting the Equation 1 and 2 as $q(\mathbf{e}_{u;1:S} | \mathbf{e}_{u;0})$ and $p(\mathbf{e}_{u;0:S})$, respectively.

To optimize the parameters of the latent diffusion models, we employ multinomial likelihood as the basis for these elements [30],

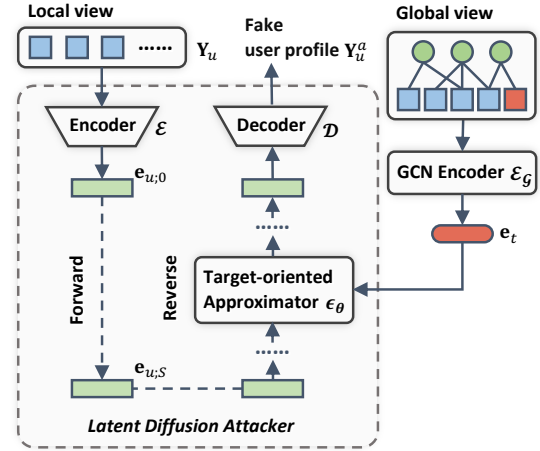


Figure 2: The overall framework of ToDA. It is featured by the latent diffusion attacker with target-oriented approximator ϵ_θ . The approximator ϵ_θ denoises the previous state of user feature $\mathbf{e}_{u;s}$, bringing in the global information to the local view diffusion model.

giving us the following expression for \mathcal{D} and \mathcal{E} as:

$$\mathcal{L}_r = -\mathbb{E}_{i \in \mathcal{I}} \mathbf{Y}_{u,i} \log \mathcal{D}(\mathbf{e}_u), \quad (3)$$

As depicted in Figure 2, the user profiles are transformed into a dense feature, slightly diffused with noises step by step. In reversion, Target-oriented Approximator serves to recover the original features and incorporate target items to guide the generation procedure.

In this case, we define our diffusion objective, \mathcal{L}_d , as follows:

$$\begin{aligned} \mathcal{L}_d &= \mathbb{E}_{s \sim [1,S], \mathbf{e}_{u;0}, \epsilon_s} \left[\|\epsilon_s - \epsilon_\theta(\mathbf{e}_{u;s}, s)\|^2 \right] \\ &= \mathbb{E}_{s \sim [1,S], \mathbf{e}_{u;0}, \epsilon_s} \left[\|\epsilon_s - \epsilon_\theta(\sqrt{\alpha_s} \mathbf{e}_{u;0} + \sqrt{1 - \alpha_s} \epsilon_s, s)\|^2 \right], \end{aligned} \quad (4)$$

where we calculate the Mean Squared Error (MSE) between the noise ϵ_s and the estimated one approximated by ϵ_θ . We exploit a reparameterization trick that allows for a closed-form solution for the forward procedure [21]. This means that we can directly compute the variable at a future step s , $\mathbf{e}_{u;s}$, from the initial variable $\mathbf{e}_{u;0}$ and the variable ϵ_s . This is derived from the formula as

$$q(\mathbf{e}_{u;s} | \mathbf{e}_{u;s-1}) = \mathcal{N}(\mathbf{e}_{u;s}; \sqrt{1 - \beta_s} \mathbf{e}_{u;s-1}, \beta_s \mathbf{I}), \quad (5)$$

where $\{\beta_s\}_{s=1}^S$ is the variance schedule to control the noise scale. Let $\alpha_s = 1 - \beta_s$ and $\bar{\alpha}_s = \prod_{i=1}^s \alpha_i$, we have

$$q(\mathbf{e}_{u;s} | \mathbf{e}_{u;0}) = \mathcal{N}(\mathbf{e}_{u;s}; \sqrt{\bar{\alpha}_s} \mathbf{e}_{u;0}, (1 - \bar{\alpha}_s) \mathbf{I}), \quad (6)$$

which makes it effectively to produce $\mathbf{e}_{u;s}$ at any steps.

3.2 Target-oriented Approximator

As aforementioned, a conventional attacker generates the user profile without consideration of the correlations between target items and auxiliary items, leading to a dispersion of attack targets and an unintentional promotion. To endow the diffusion attacker with the target-oriented ability, we tailor the estimator ϵ_θ with a global horizon view and leverage the cross attention to transfer the target information into the latent user feature.

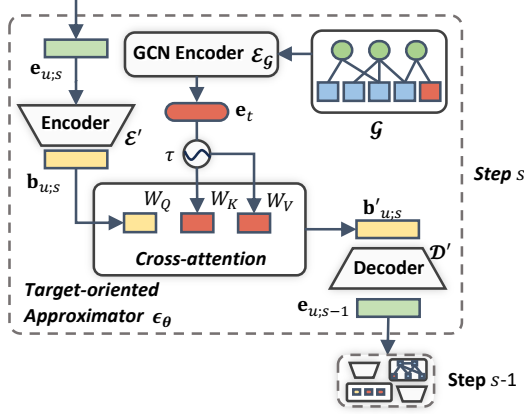


Figure 3: A denoise step of ToDA, depicting the target-oriented approximator ϵ_θ . The features of target items are incorporated through a GCN Encoder \mathcal{E}_G , before using the cross-attention to control the denoising orientation. The internal autoencoder is leveraged to compress the original feature into a bottleneck $\mathbf{b}_{u,s}$.

To obtain the global view item feature, we commence with using the encoded user features \mathbf{e}_u to initialize the item embeddings as:

$$\mathbf{e}_i^0 = \frac{1}{|\mathcal{N}_i|} \sum_{u \in \mathcal{N}_i} \mathbf{e}_u, \quad (7)$$

where \mathcal{N}_i is the indices of users that are interacted with item i . By aggregating the interacted user features, we maintain a consistent space alignment with the latent diffusion attacker, facilitating the space alignment and following transferring.

Inspired by the high-order information capturing, we apply a GNN model to learn the item features. The GNN model is adept at processing graph-structured data, thereby enabling the extraction of informative representations for nodes in a graph. This property is particularly beneficial in our case, where interactions among users and items can be naturally modeled as a graph. Moreover, this global view extends the generation of a broader horizon outwards the on-processing user feature itself, compensating the narrow focus of DMs. Formally, we learn the target item features as:

$$\mathbf{e}_t = \mathcal{E}_G(t), \mathcal{G} = (\mathbf{e}_U, \mathbf{e}_I^0, \mathbf{Y}), \quad (8)$$

where \mathcal{E}_G is the GNN encoder whose input is the user-item bipartite graph \mathcal{G} and the index of the target item t . \mathbf{e}_I^0 is the matrix consisting of all item embeddings generated by Equation 7.

In the context of DMs, an approximator is employed to estimate noise and progressively refines the input $\mathbf{e}_{u,s}$. While this method is exquisite, it overlooks the significance of target items. Its primary focus remains ensuring that shilling attacks go unnoticed. To rectify this limitation and bolster the efficacy of the attacks, we enhance the original approximator, denoted as ϵ_θ , to focus on the target items. This modified approximate takes into consideration the user's latent feature $\mathbf{e}_{u,s}$ at the preceding step s and the target item feature \mathbf{e}_t , then producing the next user latent feature $\mathbf{e}_{u,s-1}$. For the purpose of efficiently handling the information related to target items, we employ AE models, which allows us to compress the original feature with \mathcal{E}' into a bottleneck $\mathbf{b}_{u,s}$, and then to

reconstruct it using \mathcal{D}' . To pre-process \mathbf{e}_t , we introduce a transformation τ that projects \mathbf{e}_t to $\tau(\mathbf{e}_t)$ aligned with the $\mathbf{b}_{u,s}$, which is then carried out through a cross-attention layer implementing $\text{Attn}(\mathbf{Q}, \mathbf{K}, \mathbf{V}) = \text{softmax}(\frac{\mathbf{Q}\mathbf{K}^T}{\sqrt{d}}) \cdot \mathbf{V}$, with

$$\mathbf{Q} = \mathbf{W}_Q \cdot \mathbf{b}_{u,s}, \mathbf{K} = \mathbf{W}_K \cdot \tau(\mathbf{e}_t), \mathbf{V} = \mathbf{W}_V \cdot \tau(\mathbf{e}_t), \quad (9)$$

where $\mathbf{W}_Q, \mathbf{W}_K, \mathbf{W}_V \in \mathbb{R}^{d' \times d}$ are learnable matrices. A visual representation of the denoising step s is provided in Figure 3. By performing S steps of this target-oriented noise approximation, we obtain the fake user profile \mathbf{Y}_u^a at the end which reaps the benefits of both imperceptibility and attack-effectiveness.

3.3 Optimization

We implement a hierarchical optimization strategy to update the parameters of ToDA. Specifically, we pre-train the initial encoder \mathcal{E} and decoder \mathcal{D} , which serve as transformation into a latent space, by optimizing \mathcal{L}_r . Then the latent diffusion attacker is optimized by the defined \mathcal{L}_d . The overall training procedure is shown in Algorithm 1. During the inference phase, genuine user profiles are utilized as templates. Initially, these templates are transformed into a high-dimensional space, represented as \mathbf{e}_u for user u . And noise is added to it in a closed-form solution. At each step of the reversion process, Gaussian noise is sampled and employed alongside ϵ_θ to ascertain the preceding state of user features. Following S steps of reversion, the crafted user profile is obtained using a pre-trained decoder \mathcal{D} . And the details of the inference are presented in Algorithm 2.

Algorithm 1 Training of ToDA

Require: user-item interactions \mathbf{Y} , target items \mathcal{T} and the number of generated fake users k .

- 1: **repeat**
- 2: sample a minibatch of users \mathcal{U}' .
- 3: perform \mathcal{L}_r according to Eq. 3.
- 4: **until** converged
- 5: **repeat**
- 6: sample a minibatch of users \mathcal{U}' .
- 7: **for** all $\mathbf{Y}_u \in \mathbf{Y}_{\mathcal{U}'}$ **do**:
- 8: compute $\mathbf{e}_u = \mathcal{E}(\mathbf{Y}_u)$.
- 9: sample $s \sim [1, S]$, $\epsilon_s \sim \mathcal{N}(0, 1)$.
- 10: perform \mathcal{L}_d according to Eq. 4.
- 11: **until** converged

Ensure: optimized θ

Algorithm 2 Inference of ToDA

Require: θ and the interaction history \mathbf{Y}_u of user u .

- 1: compute $\mathbf{e}_u = \mathcal{E}(\mathbf{Y}_u)$.
- 2: compute $\mathbf{e}_{u,S} = \sqrt{\alpha_S} \mathbf{e}_u + \sqrt{1 - \alpha_S} \epsilon_S$.
- 3: **for** $s = S, \dots, 1$ **do**:
- 4: sample $\epsilon \sim \mathcal{N}(0, 1)$ if $s > 1$ else $\epsilon = 0$
- 5: $\mathbf{e}_{u,s-1} = \frac{1}{\sqrt{\alpha_s}} (\mathbf{e}_{u,s} - \frac{1 - \alpha_s}{\sqrt{1 - \alpha_s}} \epsilon_\theta(\mathbf{e}_{u,s}, s)) + \sqrt{\beta_s} \epsilon$.
- 6: compute $\mathbf{Y}_u^a = \mathcal{D}(\mathbf{e}_{u,0})$.

Ensure: crafted user profile \mathbf{Y}_u^a

Table 1: The statistics of the datasets.

Dataset	#user	#item	#inter.	sparsity
ML-100K	943	1682	100,000	93.70%
FilmTrust	1508	2071	35,494	98.86%
Gowalla	29,858	40,981	1,027,370	99.92%

4 EXPERIMENT

We conduct extensive experiments to demonstrate the effectiveness of ToDA. We address the following research questions (RQs):

- **RQ1:** Does ToDA outperform the state-of-art models for shilling attack?
- **RQ2:** How does the shilling attack efficacy benefit from each component of ToDA, including the target-oriented approximator and its cross-attention layer?
- **RQ3:** How do different hyperparameter settings affect the performance of ToDA, and does diffusion model ensure the imperceptibility of the generated user profile?

4.1 Experimental Settings

We introduce the specific settings of experiments, including datasets for evaluation, metrics, baselines and different hyper-parameters.

4.1.1 Datasets. Following previous shilling attack studies[31, 32], we employ three widely used public datasets for experimental evaluation, encompassing ML-100K¹, FilmTrust², and Gowalla³. The statistics of these datasets are detailed in Table 1. These datasets exhibit distinct characteristics in terms of user and item cardinality, as well as the density of their interaction matrices. Compared to other datasets, Gowalla is notable for its larger numbers of users and items and sparser user interactions. To better simulate real-world recommender systems and attackers, we utilize the entire dataset to train the victim model, while randomly sampling 25% of the data from the dataset exclusively for training the attack models. For each dataset, we used the ratio 9:1 to randomly split the historical interactions of each user and constituted the training set and testing set.

4.1.2 Evaluation Metrics. For performance comparison, we adopt two widely used metrics Average Hit Ratio (HR@K) and Mean Reciprocal Rank (MRR@K), where K is set to 10 to limit the length of the recommended item list. The HR@K metric measures the proportion of times that at least one relevant item is recommended within the top-k items for a user, while the MRR@K calculates the average of the reciprocal ranks of the first relevant item in the recommendation list for each user. Higher HR@K value and MRR@K value indicate that the system is more successful at suggesting relevant items. Additionally, due to the nature of the shilling attack task, we introduce 50 fabricated user profiles into the dataset for training the victim model to evaluate attack efficiency. This aligns with the experimental settings established in previous relevant research [31, 32].

¹<https://grouplens.org/datasets/movielens/100k/>

²<https://www.librec.net/datasets/filmtrust.zip>

³<https://www.gowalla.com>

4.1.3 Baselines. To evaluate the boosting of our proposed method, we compare it with several SOTA methods. We briefly divide these baselines into three groups: 1) heuristic-based models (*i.e.*, Random Attack, Average Attack, and Bandwagon Attack), 2) optimization-based methods (*i.e.*, DL-Attack), and 3) DNN-based approaches (*i.e.*, AUSH, LegUP, and GSPAttack).

- **Random Attack** [27] generates fake user profiles using a stochastic item selection mechanism.
- **Average Attack** [27] focuses on item selection according to their frequency of occurrence.
- **Bandwagon Attack** [18] generates fake user profiles based on the most frequently interacted items.
- **DLAttack** [22] transforms the complex optimization problem with approximations to derive a loss function and then iteratively trains a "poison" model.
- **AUSH** [31] utilizes GAN techniques to create fake user profiles through the generator module. And the discriminator ensures the imperceptibility of user profiles.
- **LegUP** [32] extends AUSH by introducing an additional surrogate model. A designed loss function is also adopted to strengthen the attack effectiveness of the model.
- **GSPAttack** [37] is a SOTA method for shilling attack in recommendation system. This method uses a GNN as a surrogate model, which is then fused to generate the fabricated profile.

4.1.4 Hyper-parameter Settings. We set the latent dimension to 64 and adhere to corresponding articles to achieve optimal performance for the victim models. For weight initialization, the Xavier Initialization method is employed [16], while optimization is carried out using the Adam Optimizer [25]. To find the optimal hyperparameter setting, we adopt the grid search strategy. Specifically, we adjust the learning rate in range of $\{10^{-2}, 10^{-3}, 10^{-4}\}$, and weight decay in range of $\{10^{-3}, 10^{-4}, 10^{-5}\}$. Furthermore, The S and the number of GNN layers are tuned within $\{1, 10, 50, 100, 500, 1000\}$ and $\{1, 2, 3\}$, respectively. To exhibit the influence of noise comprehensively, we adjust β in ranges of $\{[10^{-4}, 2 \times 10^{-4}], [10^{-4}, 10^{-3}], [10^{-3}, 2 \times 10^{-3}], [10^{-3}, 10^{-2}], [10^{-2}, 2 \times 10^{-2}], [10^{-2}, 10^{-1}]\}$. Our study involves targeting three widely acknowledged recommendation systems:

- **MF** [40] primarily operates by learning latent embeddings of both users and items to subsequently calculate ranking scores based solely on these embeddings.
- **NCF** [20] uses a Multi-Layer Perceptron (MLP) to learn user interactions, bringing deep learning to collaborative filtering.
- **LightGCN** [19], on the other hand, leverages the graph structure information and employs Graph Convolutional Network (GCN) techniques to attain more robust user and item representations.

These algorithms form the basis for many modern recommendation systems [7, 51]. The same settings are employed to implement and evaluate the baselines to ensure a fair comparison.

4.2 Performance Comparison (RQ1)

As detailed in Table 2, we provide an overall performance comparison between baselines and ToDA across three datasets and three victim models. The best results among the baseline models

Table 2: The overall performance comparison, where the strongest baselines are underscored and the best results are bold.

Datasets	Victim RS	Metric	Random	Average	Bandwagon	DLAttack	AUSH	LegUP	GSPAttack	ToDA
ML-100K	MF	HR	0.0711	0.0785	0.0747	0.0946	0.0903	0.0819	<u>0.1043</u>	0.1156
		MRR	0.0180	0.0210	0.0175	0.0292	0.0249	0.0228	<u>0.0322</u>	0.0407
	LightGCN	HR	0.0823	0.0795	0.0855	0.0853	<u>0.0914</u>	0.0876	0.0882	0.0971
		MRR	0.0232	0.0226	0.0244	0.0268	<u>0.0266</u>	0.0274	0.0259	0.0307
	NCF	HR	0.0708	0.0766	0.0861	0.0817	0.0672	<u>0.0946</u>	0.0838	0.1016
		MRR	0.0150	0.0158	0.0167	0.0155	0.0138	<u>0.0189</u>	0.0168	0.0211
FilmTrust	MF	HR	0.1899	0.1931	0.1935	0.1939	0.1942	0.1943	0.1918	0.1931
		MRR	0.0854	0.0940	0.0895	0.0939	<u>0.0945</u>	0.0936	0.0849	0.0952
	LightGCN	HR	0.1826	0.1924	0.1930	0.1909	0.1963	0.1924	0.1976	0.1946
		MRR	0.0898	0.0936	0.0943	0.0905	0.0960	0.0942	0.0972	0.0969
	NCF	HR	0.1895	0.189	0.1902	0.1983	0.1934	0.1927	0.1939	0.1959
		MRR	0.0192	0.019	0.0178	<u>0.0189</u>	0.0204	0.0183	0.0188	0.0202
Gowalla	MF	HR	0.0188	0.0209	0.0197	0.0212	<u>0.0253</u>	0.0231	<u>0.0262</u>	0.0270
		MRR	0.0066	0.0074	0.0067	0.0078	0.0094	0.0082	<u>0.0098</u>	0.0111
	LightGCN	HR	0.0234	0.0240	0.0247	0.0286	0.0261	0.0266	<u>0.0275</u>	0.0294
		MRR	0.0082	0.0086	0.0095	0.0116	0.0099	0.0104	<u>0.0105</u>	0.0120
	NCF	HR	0.0396	0.0432	0.0408	0.0360	0.0495	0.0375	<u>0.0501</u>	0.0562
		MRR	0.0127	0.0138	0.0121	0.0104	0.0147	0.0102	<u>0.0148</u>	0.0182

are highlighted with underscores. Specifically, we conduct a controlled experiment employing a specific setup to address RQ1. Our observations are as follows:

- By conducting a comparative analysis, we observe that our proposed model outperforms baselines, within the framework of three victim recommenders. These notable performance improvements become most apparent under the ML-100K and Gowalla datasets. It is substantiated that the successful integration of attack capabilities into the diffusion model reaffirms the efficacy of ToDA.
- Unexpectedly, all models perform similarly on the FilmTrust dataset. In fact, ToDA even performs slightly worse than the baseline. We attribute it to the high sparsity of the interaction matrix in FilmTrust, with a smaller number of users and items. When generating fake user profiles based on historical interactions, the attack model struggles to accurately capture user behavior patterns. As a result, the attack performance becomes somewhat random after injecting into the victims, aligning with the phenomenon observed in the performance of Random Attack and other attack methods.
- Generally speaking, the GSPAttack model slightly outperforms all the baselines, benefiting from the incorporation of GNN, where it generates fake user-item interactions while maintaining data correlation by the inherent architectural advantage.
- DNN-based methods and optimization-based methods outperform heuristic-based methods. This performance gap can be attributed to the superior capacity of effectively approximating the underlying data distribution. The flexibility and adaptability of these methods enable them to capture intricate patterns and relationships within the user interaction, thus improving the performance.
- It is worthwhile pointing out that the MRR@10 tends to be lower in small datasets, especially FilmTrust, when attacking NCF. This

further suggests that insufficient data would lead instability of shilling attacks. Since NCF is an MLP-based method, it tends to produce consistent preference scores in small datasets, which makes improving the order more challenging.

4.3 Ablation Study (RQ2)

To investigate the effectiveness of ToDA, we remove main designs individually of ToDA to examine its performance (*i.e.*, components analysis) and compare other target condition methods with cross-attention methods in ToA (*i.e.*, condition analysis).

4.3.1 Components Analysis. To substantiate RQ2 and demonstrate the effectiveness of the target-oriented approximator, we design the following variants of ToDA:

- **w/o-Diff:** ToDA retains a simplified structure, featuring only the core encoder and decoder components. This specific configuration is attained by setting S to zero.
- **w/o-ToA:** ToDA devolves into an attack model that directly generates fake user profile using a conventional diffusion model. The generated user profile lack access to the global information of items.

Table 3 summarizes the performance of ToDA and its variants. It is encouraging to note that our vanilla method achieves the best performance on all the three datasets, thus confirming the effectiveness of the diffusion model and the target-oriented approximator. On the one hand, the denoising ability of the diffusion model ensures the high quality of the generated fake user profiles. On the other hand, the target-orient approximator endows the diffusion model with attack ability, reaping the benefits of both subtlety and efficacy. Moreover, we observe that the performance of the model is worse than the random attack when we only retain the basic structure of the diffusion model. This also demonstrates the strong generative

Table 3: The performance on different components of ToDA w.r.t. HR@10 and MRR@10.

	ML-100K		FilmTrust		Gowalla	
	HR	MRR	HR	MRR	HR	MRR
w/o-Diff	0.0592	0.0112	0.1916	0.0937	0.0194	0.0068
w/o-ToA	0.0840	0.0221	0.1927	0.0944	0.0205	0.0072
ToDA	0.1156	0.0407	0.1931	0.0952	0.0270	0.0111

Table 4: The performance on different target condition methods w.r.t. HR@10 and MRR@10.

	ML-100K		FilmTrust		Gowalla	
	HR	MRR	HR	MRR	HR	MRR
Sum	0.1037	0.0311	0.1918	0.0947	0.0199	0.0069
Concat	0.1020	0.0298	0.1920	0.0934	0.0200	0.0070
CA	0.1156	0.0407	0.1931	0.0952	0.0270	0.0111

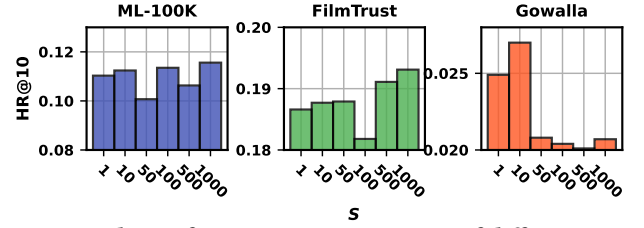
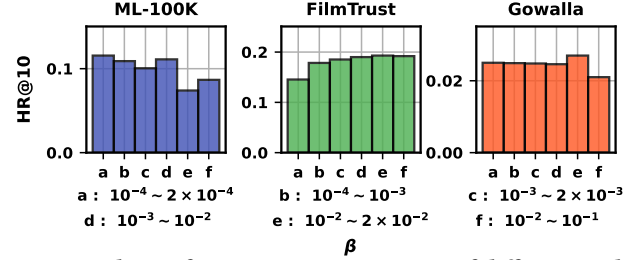
capabilities of the diffusion model and the necessity of exploring the diffusion model in shilling attacks.

4.3.2 Condition Analysis. To comprehensively investigate how to transfer target information to latent user features, thereby enhancing the model’s attack performance, we explored three different operations: element-wise addition (**Sum**), vector concatenation (**Concat**), and cross attention (**CA**). From the results in Table 4, we draw the following observations: Without any doubt, the performance of cross-attention surpasses that of **Sum** and **Concat**, particularly on the Gowalla dataset. This can be attributed to the larger number of users and items, as well as greater sparsity in the Gowalla dataset compared to the other datasets. These characteristics enable cross-attention to access more global information, thus enhancing its performance on this specific dataset. Observing the results of **Sum** and **Concat**, their performance is relatively consistent across the three datasets but falls short of ToDA’s performance. It means that simple vector operations, such as summation and concatenation, can not effectively handle the information related to target items. The learnable matrices \mathbf{W}_Q , \mathbf{W}_K , \mathbf{W}_V , and the attention mechanism play a crucial role in improving the efficacy of the attacks.

4.4 Model Study (RQ3)

We investigate the characteristics of ToDA from multiple perspectives. We consider the diffusion steps and the scale of noise. As the basic property of shilling attacks, imperceptibility, is comprehensively illustrated by qualitative and quantitative analysis. The impacts of learning rate and L2 regularization are involved as well.

4.4.1 Number of Diffusion Steps. We examine the influence of parameter S as depicted in Figure 4. Generally, larger steps correspond to enhanced performance on the ML-100K and FilmTrust datasets, albeit with a few exceptions such as at $S = 100$ in FilmTrust. Contrastingly, the trend observed in the Gowalla dataset is distinct, reaching a peak at smaller step values (i.e., $S = 10$), prior to a marked decline upon incrementing the step size. This empirical evidence

**Figure 4: The performance varies in terms of different number of diffusion steps S .****Figure 5: The performance varies in terms of different scales of noise.**

suggests that in the context of smaller datasets, a lengthier diffusion procedure may be necessitated, albeit with potential instability. Conversely, for larger datasets like Gowalla, a smaller value of S proves to be adequate.

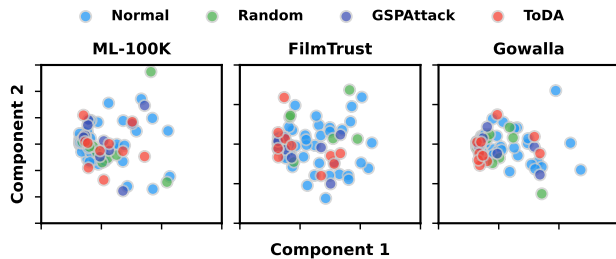
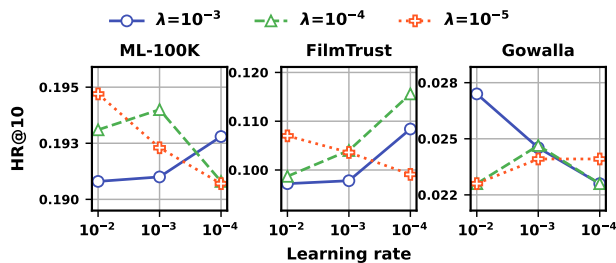
4.4.2 Noise Scale. Throughout each step’s diffusion, we add noise to the latent features with different noise scales to investigate its impact to ToDA. As illustrated in Figure 5, ToDA exhibits varying sensitivities to noise scales across different datasets. Notably, the choice of noise exerts less influence on Gowalla than the other two datasets. Conversely, larger noise magnitudes reveal distinct trends on ML-100K and FilmTrust, with an observed decreasing and increasing trend, respectively.

4.4.3 Imperceptibility Analysis. To shed light on the imperceptibility of ToDA, we utilize an unsupervised attack detector [60] to identify the fake user profiles. Table 5 shows the results of three datasets and different methods, including baselines and ToDA w.r.t. Precision and Recall. It is clear that heuristic-based methods (i.e., Random, Average, and Bandwagon) have relatively higher appearance scores than other methods, indicating that they are more easily detected. Wherein, ToDA has similar or lower scores compared with all baselines. We attribute it to the reconstruction ability of DMs, enabling ToDA to mimic genuine users.

To gain a deeper understanding, we employ Principal Component Analysis (PCA) to project user profiles onto a lower-dimensional space [23]. Specifically, we display a variety of user profile types plotted on a two-dimensional plane across three distinct datasets in Figure 6. For a comprehensive comparison, we randomly select user profiles categorized as Normal, Random, GSPAttack, and ToDA. In this context, "Normal" refers to the genuine user profiles. Across the three datasets, it is observed that the user profiles generated via different shilling attack methods largely align with the distribution of the Normal category, thus substantiating the imperceptibility. Upon closer examination, certain outliers, specifically those generated randomly, exhibit a notable deviation from the primary data

Table 5: The detection results at different datasets and methods.

Datasets	Metrics	Random	Average	Bandwagon	DLAttack	AUSH	LegUP	GSPAttack	ToDA
ML-100K	Precision	0.0444	0.0484	0.0470	0.0468	0.0485	0.0488	0.0446	0.0467
	Recall	0.5385	0.5897	0.5500	0.5238	0.5750	0.5476	0.5385	0.5238
FilmTrust	Precision	0.0466	0.0444	0.0465	0.0451	0.0424	0.0443	0.0427	0.0426
	Recall	0.5789	0.5676	0.5366	0.5000	0.5405	0.5250	0.4762	0.4762
Gowalla	Precision	0.0485	0.0468	0.0484	0.0463	0.0484	0.0464	0.0448	0.0403
	Recall	0.5610	0.5500	0.5750	0.5366	0.5476	0.5366	0.5250	0.5278

**Figure 6: Different types of user profiles in a 2d-plane.****Figure 7: The performance looks at different learning rates and L2 regularization.**

distribution, particularly within the ML-100K and Gowalla datasets. Conversely, the user profiles generated through GSPAttack and ToDA maintain a consistent yet diverse distribution.

4.4.4 Learning Rate and L2 Regularization. The hyperparameters, learning rate, and L2 regularization, collectively influence attack efficiency during the training phase. Therefore, we conducted a series of comparative experiments on learning rate and weight decay for three datasets (ML-100K, FilmTrust, and Gowalla) to analyze their impact. The empirical evaluation results are visually presented in Figure 7. Here λ is represented as the strength of L2 regularization (i.e., weight decay). A discernible trend emerges from the figures corresponding to ML-100K and FilmTrust datasets, particularly at $\lambda = 10^{-3}$ and $\lambda = 10^{-5}$. Contrarily, the trend manifested in the Gowalla dataset exhibits a marginal difference, showcasing an upswing at $\lambda = 10^{-3}$ and a downturn at $\lambda = 10^{-5}$. A notable observation is the different sensitivities exhibited by the three datasets at a specific setting of $\lambda = 10^{-4}$.

5 RELATED WORK

We group our work from two perspectives to organize related work, including shilling attacks on recommendation system and diffusion models applied for various domains.

Shilling Attacks on Recommendation System. While significant strides have been made in the development of recommendation systems (RS) [19, 20, 40, 45], with a considerable focus on defense mechanisms [10, 33, 43], it is equally crucial to address the vulnerabilities inherent to these systems. One such prevalent vulnerability in RS is the shilling attack [13]. Previous efforts primarily focus on devising optimization functions [1, 15, 22, 28, 44] or employing heuristic strategies [14, 27, 61]. However, during the nascent stages of research, attention was drawn towards generative models, such as autoencoder-based [55, 57], Generative Adversarial Network (GAN)-based [31, 32, 37, 47, 50], and Reinforcement Learning (RL)-based [3, 4, 11, 42, 56, 59] approaches, which operate in an autoregressive manner. Notably, GAN-based methods like LegUP [32] and GSPAttack [37] demonstrate exceptional attack capability while ensuring imperceptibility. Nevertheless, to attain malicious goals, an additional attack module is frequently integrated, either by utilizing influence functions [50] or by formulating additional optimization objectives [32]. Despite these advancements, more compatible generative models, such as Diffusion models, remain unexplored, lacking a consistent way to achieve both imperceptibility and harmfulness.

Diffusion Models. Diffusion Models (DMs) have demonstrated significant potential, especially in the generation of high-quality synthetic data [53], emerging as a sturdy alternative to other generative frameworks such as Generative Adversarial Networks (GANs) across a variety of applications [9, 35, 36]. Over the years, a range of diffusion-based generative models have been introduced, embodying core similarities yet distinct implementations. A notable example is Denoising Diffusion Probabilistic Models (DDPMs) [21]. Beyond vision-relevant tasks [6], DMs find extensive utility across diverse domains such as graph [12] and natural language processing [17, 39]. Of late, DMs are being leveraged for more complex tasks, exhibiting superior performance in unexplored domains. In the realm of recommendation systems, Wang *et al.* [46] presented DiffRec as a generative recommender model, achieving a reduction in resource consumption while facilitating time-sensitive modeling. And Li *et al.* [29] integrated DMs into sequential recommendation to adeptly model both item latent aspects and user diverse intentions. Furthermore, within the adversarial attack domain, DMs contribute to the mitigation of sample perturbations [38], generating harmful visual samples [2] and enhancing model robustness [48, 52]. In efforts to guide generated results, substantial strides have been made in text-image generation [24, 41, 58], rendering the process more controllable. Distinct from preceding endeavors, we showcase the implementation of DMs in thwarting shilling attacks, particularly taking into consideration domain conflicts and target orientation.

6 CONCLUSION

In this paper, we presented a novel shilling attack model, ToDA, by elucidating the potential of DMs. To mitigate the conflicts arising across different domains, we identified the principal challenges to be the benign and narrow focus of DMs, and proposed a Target-Oriented Approximator that is seamlessly integrated within the Latent Diffusion Attacker framework. Specifically, we transform user profiles into a lower-dimensional space to streamline the generation process. Subsequently, we leverage the foundational structure of DMs by injecting noise into these latent features, employing ToA to not only reconstruct the features but also to orient them to be malicious effectively using a cross-attention mechanism in a global view. Our empirical evaluations underscored the efficacy of ToDA and the rationale of its design. Moving forward, we will steer the future focus from three distinct directions: 1) addressing the instability observed in small datasets; 2) expanding our scope to other recommendation domains, including sequential, session-based, multimedia recommendation and *etc.*, and 3) investigating alternative strategies for effectively shilling attacks, such as Large Language Models (LLMs).

REFERENCES

- [1] Huiyuan Chen and Jing Li. 2019. Data Poisoning Attacks on Cross-Domain Recommendation. In *Proceedings of the 28th ACM International Conference on Information and Knowledge Management*. 2177–2180. <https://doi.org/10.1145/3357384.3358116>
- [2] Jianqi Chen, Hao Chen, Keyan Chen, Yilan Zhang, Zhengxia Zou, and Zhenwei Shi. 2023. Diffusion Models for Imperceptible and Transferable Adversarial Attack. *arXiv preprint arXiv:2305.08192* (2023).
- [3] Jingfan Chen, Wenqi Fan, Guanghui Zhu, Xiangyu Zhao, Chunfeng Yuan, Qing Li, and Yihua Huang. [n. d.]. Knowledge-enhanced Black-box Attacks for Recommendations. In *Proceedings of the 28th ACM SIGKDD Conference on Knowledge Discovery and Data Mining*. 108–117.
- [4] Hung-Yun Chiang, Yi-Syuan Chen, Yun-Zhu Song, Hong-Han Shuai, and Jason S Chang. 2023. Shilling Black-box Review-based Recommender Systems through Fake Review Generation. In *Proceedings of the 29th ACM SIGKDD Conference on Knowledge Discovery and Data Mining*. 286–297.
- [5] Rami Cohen, Oren Sar Shalom, Dietmar Jannach, and Amihod Amir. 2021. A black-box attack model for visually-aware recommender systems. In *Proceedings of the 14th ACM International Conference on Web Search and Data Mining*. 94–102.
- [6] Florinel-Alin Croitoru, Vlad Hondru, Radu Tudor Ionescu, and Mubarak Shah. 2023. Diffusion models in vision: A survey. *IEEE Transactions on Pattern Analysis and Machine Intelligence* (2023).
- [7] Debashis Das, Laxman Sahoo, and Sujoy Datta. 2017. A survey on recommendation system. *International Journal of Computer Applications* 160, 7 (2017).
- [8] Yashar Deldjoo, Tommaso Di Noia, and Felice Antonio Merra. 2021. A survey on adversarial recommender systems: from attack/defense strategies to generative adversarial networks. *ACM Computing Surveys (CSUR)* 54, 2 (2021), 1–38.
- [9] Prafulla Dhariwal and Alexander Nichol. 2021. Diffusion models beat gans on image synthesis. *Advances in neural information processing systems* 34 (2021), 8780–8794.
- [10] Yali Du, Meng Fang, Jinfeng Yi, Chang Xu, Jun Cheng, and Dacheng Tao. 2018. Enhancing the robustness of neural collaborative filtering systems under malicious attacks. *IEEE Transactions on Multimedia* 21, 3 (2018), 555–565.
- [11] Wenqi Fan, Tyler Derr, Xiangyu Zhao, Yao Ma, Hui Liu, Jianping Wang, Jiliang Tang, and Qing Li. 2021. Attacking black-box recommendations via copying cross-domain user profiles. In *2021 IEEE 37th International Conference on Data Engineering (ICDE)*. IEEE, 1583–1594.
- [12] Wenqi Fan, Chengyi Liu, Yunqing Liu, Jiatong Li, Hang Li, Hui Liu, Jiliang Tang, and Qing Li. 2023. Generative diffusion models on graphs: Methods and applications. *arXiv preprint arXiv:2302.02591* (2023).
- [13] Wenqi Fan, Xiangyu Zhao, Xiao Chen, Jingran Su, Jingtong Gao, Lin Wang, Qidong Liu, Yiqi Wang, Han Xu, Lei Chen, et al. [n. d.]. A Comprehensive Survey on Trustworthy Recommender Systems. *arXiv preprint arXiv:2209.10117* ([n. d.]).
- [14] Minghong Fang, Neil Zhenqiang Gong, and Jia Liu. 2020. Influence function based data poisoning attacks to top-n recommender systems. In *Proceedings of The Web Conference 2020*. 3019–3025.
- [15] Minghong Fang, Guolei Yang, Neil Zhenqiang Gong, and Jia Liu. 2018. Poisoning Attacks to Graph-Based Recommender Systems. In *Proceedings of the 34th Annual Computer Security Applications Conference*. 381–392. <https://doi.org/10.1145/3274694.3274706>
- [16] Xavier Glorot and Yoshua Bengio. 2010. Understanding the difficulty of training deep feedforward neural networks. In *Proceedings of the thirteenth international conference on artificial intelligence and statistics*. JMLR Workshop and Conference Proceedings, 249–256.
- [17] Shansan Gong, Mukai Li, Jiangtao Feng, Zhiyong Wu, and LingPeng Kong. 2022. Diffuseq: Sequence to sequence text generation with diffusion models. *arXiv preprint arXiv:2210.08933* (2022).
- [18] Ihsan Gunes, Cihan Kaleli, Alper Bilge, and Huseyin Polat. 2014. Shilling attacks against recommender systems: a comprehensive survey. *Artificial Intelligence Review* 42 (2014), 767–799.
- [19] Xiangnan He, Kuan Deng, Xiang Wang, Yan Li, Yongdong Zhang, and Meng Wang. 2020. Lightgcn: Simplifying and powering graph convolution network for recommendation. In *Proceedings of the 43rd International ACM SIGIR conference on research and development in Information Retrieval*. 639–648.
- [20] Xiangnan He, Lizi Liao, Hanwang Zhang, Liqiang Nie, Xia Hu, and Tat-Seng Chua. 2017. Neural collaborative filtering. In *Proceedings of the 26th international conference on world wide web*. 173–182.
- [21] Jonathan Ho, Ajay Jain, and Pieter Abbeel. 2020. Denoising diffusion probabilistic models. *Advances in neural information processing systems* 33 (2020), 6840–6851.
- [22] Hai Huang, Jiaming Mu, Neil Zhenqiang Gong, Qi Li, Bin Liu, and Mingwei Xu. [n. d.]. Data Poisoning Attacks to Deep Learning Based Recommender Systems. [n. d.].
- [23] Ian T Jolliffe and Jorge Cadima. 2016. Principal component analysis: a review and recent developments. *Philosophical transactions of the royal society A: Mathematical, Physical and Engineering Sciences* 374, 2065 (2016), 20150202.
- [24] Gwanghyun Kim, Taesung Kwon, and Jong Chul Ye. 2022. Diffusionclip: Text-guided diffusion models for robust image manipulation. In *Proceedings of the IEEE/CVF Conference on Computer Vision and Pattern Recognition*. 2426–2435.
- [25] Diederik P Kingma and Jimmy Ba. 2014. Adam: A method for stochastic optimization. *arXiv preprint arXiv:1412.6980* (2014).
- [26] Yehuda Koren. 2008. Factorization meets the neighborhood: a multifaceted collaborative filtering model. In *Proceedings of the 14th ACM SIGKDD international conference on Knowledge discovery and data mining*. 426–434.
- [27] Shyong K Lam and John Riedl. 2004. Shilling recommender systems for fun and profit. In *Proceedings of the 13th international conference on World Wide Web*. 393–402.
- [28] Bo Li, Yining Wang, Aarti Singh, and Yevgeniy Vorobeychik. 2016. Data Poisoning Attacks on Factorization-Based Collaborative Filtering. In *Proceedings of the 30th International Conference on Neural Information Processing Systems*. 1893–1901.
- [29] Zihao Li, Aixin Sun, and Chenliang Li. 2023. DiffuRec: A Diffusion Model for Sequential Recommendation. *arXiv preprint arXiv:2304.00686* (2023).
- [30] Dawen Liang, Rahul G Krishnan, Matthew D Hoffman, and Tony Jebara. 2018. Variational autoencoders for collaborative filtering. In *Proceedings of the 2018 world wide web conference*. 689–698.
- [31] Chen Lin, Si Chen, Hui Li, Yanghua Xiao, Lianyun Li, and Qian Yang. [n. d.]. Attacking recommender systems with augmented user profiles. In *Proceedings of the 29th ACM international conference on information & knowledge management*. 855–864.
- [32] Chen Lin, Si Chen, Meifang Zeng, Sheng Zhang, Min Gao, and Hui Li. 2022. Shilling Black-Box Recommender Systems by Learning to Generate Fake User Profiles. *IEEE Transactions on Neural Networks and Learning Systems* (2022), 1–15.
- [33] Xiaohao Liu, Zhulin Tao, Jiahong Shao, Lifang Yang, and Xianglin Huang. 2022. EliMRec: Eliminating Single-Modal Bias in Multimedia Recommendation. In *Proceedings of the 30th ACM International Conference on Multimedia (MM '22)*. Association for Computing Machinery. <https://doi.org/10.1145/3503161.3548404>
- [34] Yunshan Ma, Yingzhi He, An Zhang, Xiang Wang, and Tat-Seng Chua. 2022. CrossCBR: Cross-view Contrastive Learning for Bundle Recommendation. In *KDD*. ACM, 1233–1241.
- [35] François Mazé and Faez Ahmed. 2023. Diffusion models beat gans on topology optimization. In *Proceedings of the AAAI Conference on Artificial Intelligence (AAAI)*, Washington, DC.
- [36] Soumik Mukhopadhyay, Matthew Gwilliam, Vatsal Agarwal, Namitha Padmanabhan, Archana Swaminathan, Srinidhi Hegde, Tianyi Zhou, and Abhinav Shrivastava. 2023. Diffusion Models Beat GANs on Image Classification. *arXiv preprint arXiv:2307.08702* (2023).
- [37] Toan Nguyen Thanh, Nguyen Duc Khang Quach, Thanh Tam Nguyen, Thanh Trung Huynh, Viet Hung Vu, Phi Le Nguyen, Jun Jo, and Quoc Viet Hung Nguyen. 2023. Poisoning GNN-Based Recommender Systems with Generative Surrogate-Based Attacks. *ACM Trans. Inf. Syst.* 41, 3 (2023). <https://doi.org/10.1145/3567420>
- [38] Weili Nie, Brandon Guo, Yujia Huang, Chaowei Xiao, Arash Vahdat, and Animeshree Anandkumar. 2022. Diffusion Models for Adversarial Purification. (2022), 16805–16827.
- [39] Machel Reid, Vincent Josua Hellendoorn, and Graham Neubig. 2022. Diffuser: Diffusion via edit-based reconstruction. In *The Eleventh International Conference on Learning Representations*.

- [40] Steffen Rendle, Christoph Freudenthaler, Zeno Gantner, and Lars Schmidt-Thieme. 2012. BPR: Bayesian personalized ranking from implicit feedback. *arXiv preprint arXiv:1205.2618* (2012).
- [41] Robin Rombach, Andreas Blattmann, Dominik Lorenz, Patrick Esser, and Björn Ommer. 2022. High-resolution image synthesis with latent diffusion models. In *Proceedings of the IEEE/CVF conference on computer vision and pattern recognition*. 10684–10695.
- [42] Junshuai Song, Zhao Li, Zehong Hu, Yucheng Wu, Zhenpeng Li, Jian Li, and Jun Gao. [n. d.]. Poisonrec: an adaptive data poisoning framework for attacking black-box recommender systems. In *2020 IEEE 36th International Conference on Data Engineering (ICDE)*. IEEE, 157–168.
- [43] Jinhui Tang, Xiaoyu Du, Xiangnan He, Fajie Yuan, Qi Tian, and Tat-Seng Chua. 2019. Adversarial training towards robust multimedia recommender system. *IEEE Transactions on Knowledge and Data Engineering* 32, 5 (2019), 855–867.
- [44] Jiayi Tang, Hongyi Wen, and Ke Wang. 2020. Revisiting Adversarially Learned Injection Attacks Against Recommender Systems. In *Proceedings of the 14th ACM Conference on Recommender Systems*. 318–327. <https://doi.org/10.1145/3383313.3412243>
- [45] Zhulin Tao, Xiaohao Liu, Yewei Xia, Xiang Wang, Lifang Yang, Xianglin Huang, and Tat-Seng Chua. 2022. Self-supervised Learning for Multimedia Recommendation. *IEEE Transactions on Multimedia* (2022). <https://doi.org/10.1109/TMM.2022.3187556>
- [46] Wenjie Wang, Yiyang Xu, Fuli Feng, Xinyu Lin, Xiangnan He, and Tat-Seng Chua. 2023. Diffusion Recommender Model. (2023).
- [47] Zongwei Wang, Min Gao, Jundong Li, Junwei Zhang, and Jiang Zhong. 2022. Gray-box shilling attack: an adversarial learning approach. *ACM Transactions on Intelligent Systems and Technology (TIST)* 13, 5 (2022), 1–21.
- [48] Zekai Wang, Tianyu Pang, Chao Du, Min Lin, Weiwei Liu, and Shuicheng Yan. 2023. Better Diffusion Models Further Improve Adversarial Training. In *International Conference on Machine Learning (ICML)*.
- [49] Yinwei Wei, Xiang Wang, Liqiang Nie, Xiangnan He, Richang Hong, and Tat-Seng Chua. 2019. MMGCN: Multi-modal graph convolution network for personalized recommendation of micro-video. In *Proceedings of the 27th ACM International Conference on Multimedia*. 1437–1445.
- [50] Chenwang Wu, Defu Lian, Yong Ge, Zhihao Zhu, and Enhong Chen. 2021. Triple adversarial learning for influence based poisoning attack in recommender systems. In *Proceedings of the 27th ACM SIGKDD Conference on Knowledge Discovery & Data Mining*. 1830–1840.
- [51] Shiwen Wu, Fei Sun, Wentao Zhang, Xu Xie, and Bin Cui. 2022. Graph neural networks in recommender systems: a survey. *Comput. Surveys* 55, 5 (2022), 1–37.
- [52] Chaowei Xiao, Zhongzhu Chen, Kun Jin, Jiongqiao Wang, Weili Nie, Mingyan Liu, Anima Anandkumar, Bo Li, and Dawn Song. 2022. DensePure: Understanding Diffusion Models towards Adversarial Robustness. *arXiv preprint arXiv:2211.00322* (2022).
- [53] Ling Yang, Zhilong Zhang, Yang Song, Shenda Hong, Runsheng Xu, Yue Zhao, Wentao Zhang, Bin Cui, and Ming-Hsuan Yang. 2022. Diffusion models: A comprehensive survey of methods and applications. *Comput. Surveys* (2022).
- [54] Feng Yuan, Lina Yao, and Boualem Benatallah. 2019. Adversarial collaborative neural network for robust recommendation. In *Proceedings of the 42nd International ACM SIGIR Conference on Research and Development in Information Retrieval*. 1065–1068.
- [55] Meifang Zeng, Ke Li, Bingchuan Jiang, Liujuan Cao, and Hui Li. 2023. Practical Cross-System Shilling Attacks with Limited Access to Data. [arXiv:2302.07145](https://arxiv.org/abs/2302.07145) [cs.IR]
- [56] Hengtong Zhang, Yaliang Li, Bolin Ding, and Jing Gao. 2023. LOKI: A Practical Data Poisoning Attack Framework Against Next Item Recommendations. *IEEE Transactions on Knowledge and Data Engineering* 35, 5 (2023), 5047–5059.
- [57] Hengtong Zhang, Changxin Tian, Yaliang Li, Lu Su, Nan Yang, Wayne Xin Zhao, and Jing Gao. [n. d.]. Data poisoning attack against recommender system using incomplete and perturbed data. In *Proceedings of the 27th ACM SIGKDD Conference on Knowledge Discovery & Data Mining*. 2154–2164.
- [58] Lvmin Zhang, Anyi Rao, and Maneesh Agrawala. 2023. Adding conditional control to text-to-image diffusion models. In *Proceedings of the IEEE/CVF International Conference on Computer Vision*. 3836–3847.
- [59] Xudong Zhang, Zan Wang, Jingke Zhao, and Lanjun Wang. 2022. Targeted Data Poisoning Attack on News Recommendation System by Content Perturbation. *arXiv preprint arXiv:2203.03560* (2022).
- [60] Yongfeng Zhang, Yunzhi Tan, Min Zhang, Yiqun Liu, Tat-Seng Chua, and Shaoping Ma. 2015. Catch the black sheep: unified framework for shilling attack detection based on fraudulent action propagation. In *Twenty-fourth international joint conference on artificial intelligence*.
- [61] Yihe Zhang, Xu Yuan, Jin Li, Jiadong Lou, Li Chen, and Nian-Feng Tzeng. 2021. Reverse attack: Black-box attacks on collaborative recommendation. In *Proceedings of the 2021 ACM SIGSAC Conference on Computer and Communications Security*. 51–68.