

# Explore Synergistic Interaction Across Frames for Interactive Video Object Segmentation

Kexin Li, Tao Jiang, Zongxin Yang\*, Yi Yang, Yueting Zhuang, Jun Xiao

**Abstract**—Interactive Video Object Segmentation (iVOS) is a challenging task that requires real-time human-computer interaction. To improve the user experience, it is important to consider the user’s input habits, segmentation quality, running time and memory consumption. However, existing methods compromise user experience with single input mode and slow running speed. Specifically, these methods only allow the user to interact with one single frame, which limits the expression of the user’s intent. To overcome these limitations and better align with people’s usage habits, we propose a framework that can accept multiple frames simultaneously and explore synergistic interaction across frames (SIAF). Concretely, we designed the Across-Frame Interaction Module that enables users to annotate different objects freely on multiple frames. The AFI module will migrate scribble information among multiple interactive frames and generate multi-frame masks. Additionally, we employ the id-queried mechanism to process multiple objects in batches. Furthermore, for a more efficient propagation and lightweight model, we design a truncated re-propagation strategy to replace the previous multi-round fusion module, which employs an across-round memory that stores important interaction information. Our SwinB-SIAF achieves new state-of-the-art performance on DAVIS 2017 (89.6%,  $\mathcal{J}\&\mathcal{F}@60$ ). Moreover, our R50-SIAF is more than  $3\times$  faster than the state-of-the-art competitor under challenging multi-object scenarios.

**Index Terms**—Grounded situation recognition, knowledge integration, trade-off weighting strategy

## I. INTRODUCTION

**I**NTERACTIVE Video Object Segmentation (iVOS) aims to produce real-time segmentation of objects during user interactions, with numerous downstream applications such as video editing and object tracking. Unlike traditional VOS tasks, iVOS requires real-time human-computer interaction, which means that the user’s input habits, system running time, and memory requirements are all important considerations.

Previous methods have made significant progress. The coupling model [1], [2], [3], [4] jointly trains the interaction and propagation modules, but these coupling models might be trained hard. Then, the decoupled models [5], [6] were proposed, which train the interaction and propagation modules separately, such as the recent SOTA method that introduces a difference-aware fusion module [6].

However, all current methods suffer from two key limitations: **i) Single Input Mode**. They are constrained by a single input mode, whereby only single-frame annotations can be

accommodated at a given instance. This limitation hampers the user’s capacity to articulate their intentions comprehensively. Recognizing the user’s inclination to annotate multiple frames sequentially, as evident in scenarios where they annotate a cat in the third frame and subsequently a dog in the seventh frame while viewing a video, the inefficiency of processing only one frame of interaction per update round becomes apparent. This constraint impedes the seamless annotation of evolving content and warrants a more flexible approach to user input in annotation processes. **ii) Slow Running Speed**. Most recent methods process multiple objects independently and then fusion all the single-object predictions into a multi-object prediction, as demonstrated in Fig. 1. Such individual processing consumes  $F \times N$  running time ( $F$  denotes the number of frames and  $N$  denotes the number of objects), increasing linearly with the number of objects to be segmented.

To address limitations, we design targeted architecture:

**i) Flexible Multiple Input Modes**. Ideally, iVOS system should accommodate both single-frame and multi-frame scribbles to provide users with versatile input options. In multi-frame scenarios, users commonly identify distinct objects across frames, annotating a person in one frame and a horse in another, for instance. To address the segmentation of these varied objects across frames, we introduce the across-frame interaction module (AFI), which facilitates the seamless transfer of scribble-based information between interactive frames, enabling the simultaneous decoding of masks associated with multiple interactive frames. This module ensures effective processing of annotations across different frames, promoting a more comprehensive and flexible annotation experience.

**ii) ID-Queried Batch Processing**. Previous methods suffer from slow running speed as they generate masks for each object individually. To enhance processing speed, a promising approach is to devise a model capable of handling multiple objects simultaneously. Nevertheless, a challenge lies in effectively distinguishing between these objects in a unified manner. To address this issue, we propose to assign a unique identifying tag to each object and train multiple distinct channels to efficiently process the associated scribbles and mask information linked to each tag. This id-queried batch method significantly reduces the running time from  $F \times N$  to approximately  $F$  when dealing with  $N$  objects.

On the whole, we propose a framework that exploits Synergistic Interaction Across Frames (SIAF; Fig.2), which contains two main components: Across-Frame Interaction Module (AFI) and Across-Round Propagation Module. The AFI module generates masks for the interacted frames, while the Across-Round Propagation Module handles the remaining

\*Tao Jiang is the corresponding author.

K. Li, T. Jiang, Z. Yang, Y. Yang, Y. Zhuang and J. Xiao are with Zhejiang University, Hangzhou, China (e-mail: mukti@zju.edu.cn, junx@cs.zju.edu.cn, hanrong@zju.edu.cn, wenziaowang@zju.edu.cn, jshao@cs.zju.edu.cn, yangyics@zju.edu.cn).

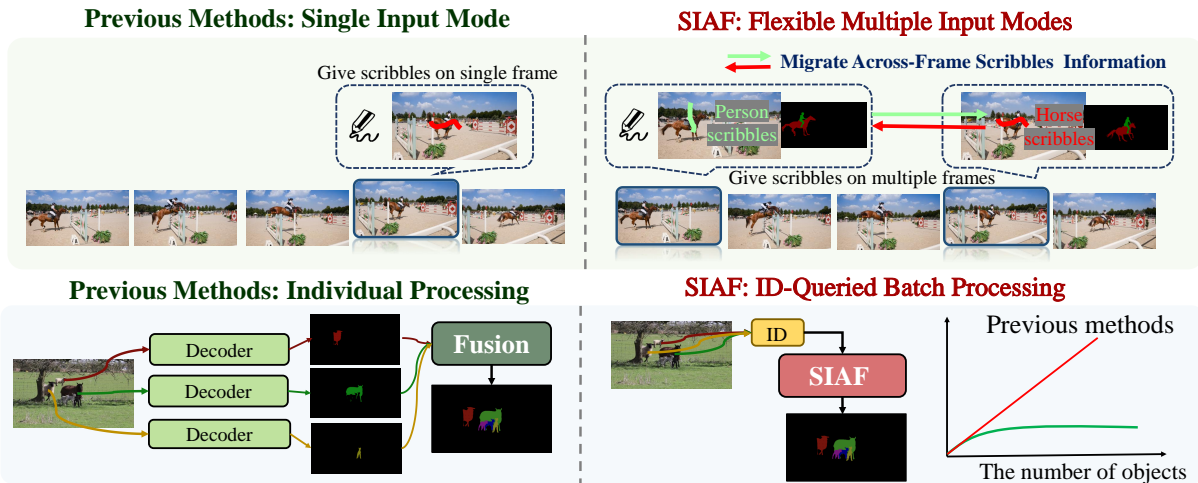


Fig. 1. SIAF enables users to interact with multiple frames at once, whereas the SOTA method can only accept one single frame. Moreover, SIAF processes multiple objects simultaneously, leading to faster model performance and reduced computing resources.

non-interactive frames. Concretely, we design the interactive module (see Fig.3) that can accept distinct scribbles on multiple frames and migrate scribbles information across frames, thus we can generate masks for all annotated objects and interacted frames based on the input scribbles. Moreover, during propagation, we propose an innovative across-round memory to store the important interacted information and update it for each round to generate masks. In addition, the truncated propagation strategy proposed can fully use across-round information by re-propagating for all frames.

Extensive experiments are conducted to validate the effectiveness. Particularly, our SwinB-SIAF achieves 89.6%  $\mathcal{J}\&\mathcal{F}@60$  on DAVIS after only three rounds of interaction. Meanwhile, our R50-SIAF runs more than  $3\times$  faster compared to the state-of-the-art method under challenging multi-object scenarios. Our code and benchmark will be released.

Overall, our contributions are summarized as follows:

- We are the first to propose a framework called SIAF that enables users to annotate distinct objects on multiple frames in a single round, broadening the application scenarios and aligning better with people’s usage habits. Additionally, we introduced an interactive graphical user interface (GUI) that supports multi-frame interaction.
- Our proposed Across-Frame Interaction Module is a novel approach that facilitates the transfer of scribble-based information between interactive frames. Moreover, we develop an Across-Round Propagation Module that can simultaneously process multiple objects in batches, and design a re-propagation strategy to effectively exploit the interactive information from multiple rounds.
- We conduct extensive experiments on DAVIS 2017 [7] and the experimental results strongly demonstrate that our proposed SIAF runs  $3\times$  faster than the state-of-the-art method under challenging multi-object scenarios.

## II. RELATED WORK

### A. Semi-Supervised Video Object Segmentation

Semi-supervised video object segmentation involves segmenting a specific object with a fully-annotated mask in the

initial frame. Early methods [6], [8], [9], [10], [11], [12], [13], [14], [15], [16], [17] predominantly focus on modeling appearance representations and temporal connections. MoNet [18] fine-tunes pre-trained networks based on first-frame ground truth during testing, while OnAVOS [19] extends the first-frame fine-tuning by introducing an online adaptation mechanism. Similarly, MaskTrack [20] and PRoM [21] utilize optical flow to propagate segmentation masks across frames. Nonetheless, these fine-tuning methods exhibit inefficiencies.

Recent advancements in video object segmentation methods have showcased innovative approaches [22], [23], [24], [25], [26]. For instance, PML [27] utilizes the nearest neighbor classifier to learn pixel-wise embedding, while VideoMatch [28] employs a soft matching layer, mapping current frame pixels to those in the initial frame. Building upon these foundations, FEELVOS [9] and CFBI [29], [30] extend the pixel-level matching mechanism by additionally matching between the current frame and the previous frame. STM [1] adopts a memory bank constructed from past frames and integrates a query key-value attention mechanism. Notably, AOT [31] introduces an identification mechanism to enable the simultaneous processing of multiple objects within a frame.

To address multiple object segmentation in videos, traditional interactive methods process each object separately with a decoder before integrating the segmentation outcomes. However, these methods are inefficient, impacting user interactions negatively. To align better with people’s usage habits, we present an interactive segmentation technique that can simultaneously process multiple objects. This approach notably boosts processing speed, consequently elevating the overall smoothness of the interactive system experience.

### B. Interactive Video Object Segmentation (iVOS)

Interactive video object segmentation (iVOS) aims to produce real-time segmentation of a target object during user interactions, the interactions can be used to either segment an object or a correct previously misclassified region. Early methods use hand-crafted features (e.g.,click-based interactions [32],

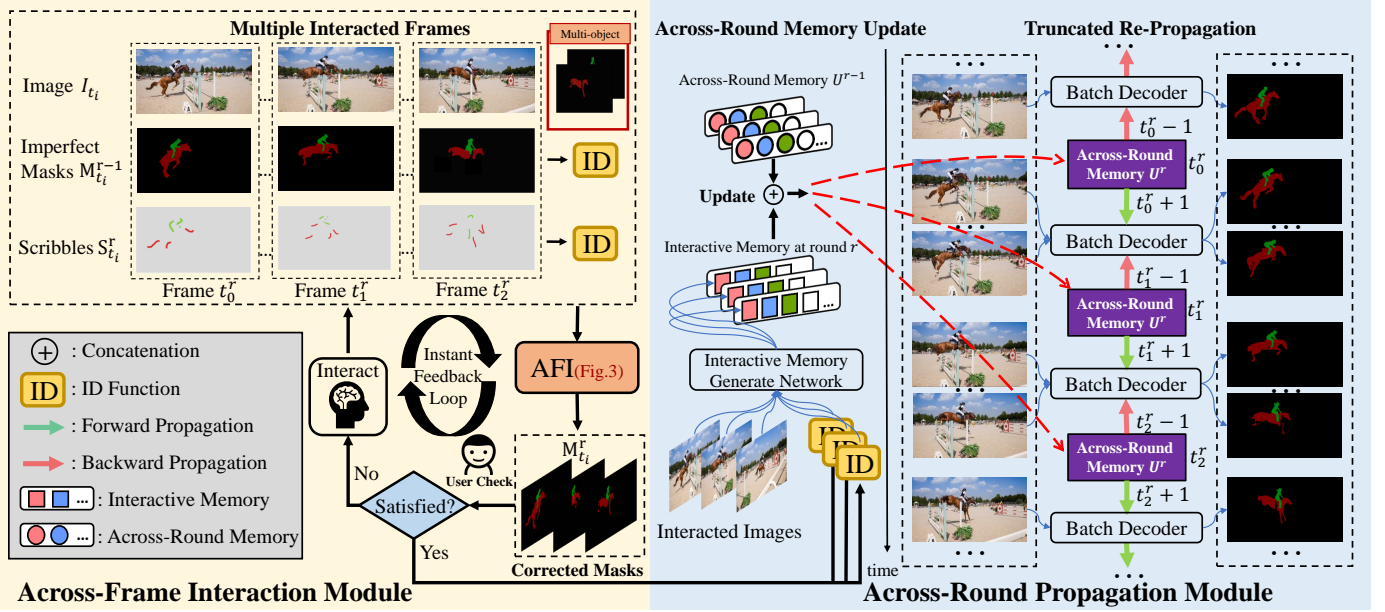


Fig. 2. **The overview of SIAF (§III-A).** SIAF can be formulated as interaction-propagation. During interaction round  $r$ , the Across-Frame Interaction Module enables users to annotate multiple frames and generate the corresponding masks. Next, the Across-Round Propagation Module is designed to generate the masks for the remaining non-interactive frames. To preserve crucial interaction information, we update the across-round memory after each round. Then we generate masks with the updated memory by the batch decoder. We further introduce a re-propagation strategy to address conflicts in multi-round propagation.

[33]), but they require a large number of user interactions, making them impractical at a large scale [34]. With the release of the DAVIS interactive benchmark [35], a standardization for the evaluation of iVOS has been introduced.

Previous approaches in user-guided segmentation often employed deep feature fusion techniques, utilizing interconnected encoder networks [36], [37], [25], or storing scribble features in memory for subsequent reference during segmentation [38], [4], [26]. However, these methods inherently link the specific user inputs with the mask propagation process, complicating model training. Balancing the understanding of user interactions and accurate mask propagation simultaneously poses challenges. To streamline the training process and enhance segmentation accuracy, recent methods aimed to decouple the interaction and propagation networks [39], [40]. This involves generating a mask based on various interaction types and then propagating this mask. For instance, IPN [1] and ATNet [2] use two segmentation networks to handle interaction and propagation, respectively. Cheng et al. [6] explore the differences in mask domains pre and post-interaction rounds, further refining the decoupling model.

While current decoupling methods boast higher accuracy, they fall short in enabling simultaneous user interaction across multiple frames within a decoupled framework. This limitation restricts both model efficiency and the expression of user intent. Thus, there is a pressing need for a framework capable of processing one or more scribbles concurrently.

### III. APPROACH

#### A. Overview

Our pipeline for iVOS task can be formulated as interaction-propagation (depicted in Fig. 2). To address limitations in previous methods, such as single input mode and slow running speed, we carefully design two modules: the Across-Frame

Interaction Module (AFI) and the Across-Round Propagation Module. These modules enable effective interactions across frames and facilitate information propagation across rounds.

**Across-Frame Interaction Module (AFI).** The Across-Frame Interaction Module (AFI; detailed in Sec. III-B) stands out from current methodologies reliant on single-frame inputs. In contrast, our AFI module excels in batch segmentation of multiple frames and diverse objects, showcasing its capacity to handle concurrent processing and enhance efficiency.

We use  $r$  to denote the current interaction round,  $\mathbf{R} = \{t_i | i = 0, 1, \dots, T\}$  to denote the set of interacted frames, and  $\tilde{\mathbf{R}}$  to denote the set of frames without interaction.

The goal of the AFI module is to generate the masks  $M_{t_i}^r, t_i \in \mathbf{R}$  for the interacted frames at round  $r$ .

$$\{M_{t_i}^r\}_{i=1}^T = AFI(\{S_{t_i}^r, M_{t_i}^{r-1}, I_{t_i}\}_{i=1}^T), t_i \in \mathbf{R}, \quad (1)$$

where  $AFI(\cdot)$  is the AFI module, which is utilized with scribbles, previous masks, and RGB images of multiple interacted frames, denoted as  $\{S_{t_i}^r, M_{t_i}^{r-1}, I_{t_i}\}_{i=1}^T$ , to generate output masks, denoted as  $\{M_{t_i}^r\}_{i=1}^T$ . If it is the first round of interaction, the previous masks are empty. Conversely, if it is a round following an interaction, the previous masks contain problems that require correction.

**Across-Round Propagation Module** The Across-Round Propagation Module aims to generate masks for the remaining non-interactive frames. In contrast to the previous propagation module that relied solely on the current round information and processes objects individually, our module leverages cross-round information and handles multiple objects in parallel. Concretely, we propose the Across-Round Propagation Module  $Propagate(\cdot)$  to produce masks for non-interactive frames,

$$M_{t_j}^r = Propagate(M_{t_i}^r, I), t_i \in \mathbf{R}, t_j \in \tilde{\mathbf{R}}, \quad (2)$$

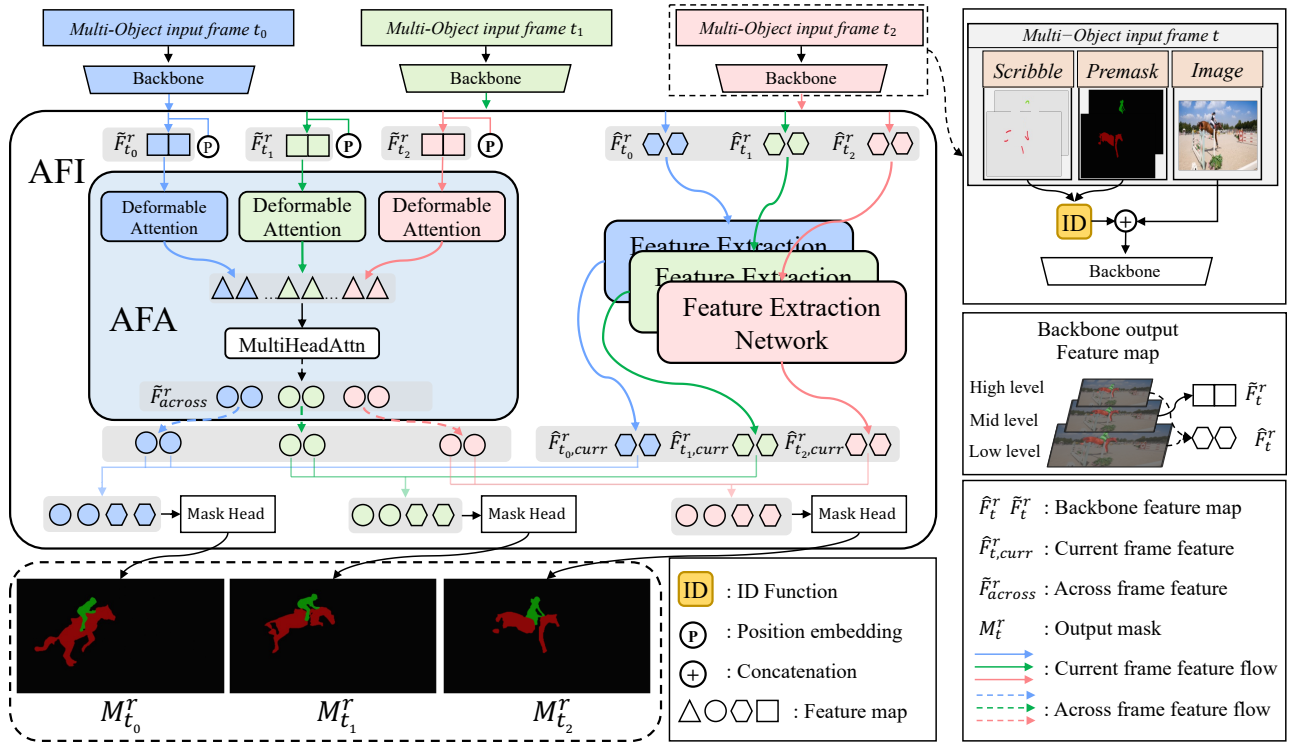


Fig. 3. **The implementation of Across-Frame Interaction Module (AFI; §III-B).** To capture the multi-scale features within each frame and the temporal information across frames, we design an across-frame attention (AFA). To enhance the modeling of the current frame, we develop the Feature Extraction Network. The premask at the top right of the image denotes the previous mask.

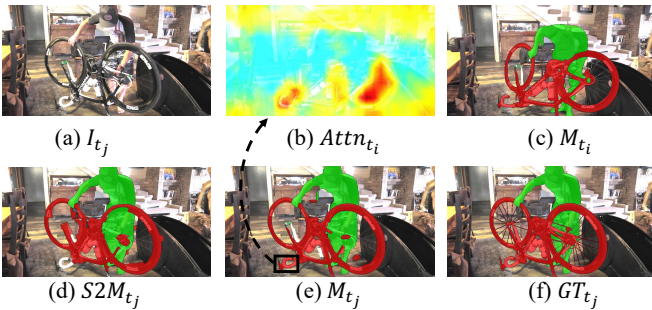


Fig. 4. **The attention map of Across-Frame Attention (AFA; §III-B).** Continuing Fig. 3, showing the S2M in MiVOS that accepts only one single frame is insufficient. Suppose we aim to predict the mask of  $t_j$ -th frame. (d) The mask produced by S2M only refers to the  $t_j$ -th frame loss of the handlebar. To address this challenge, we utilize across-frame features to generate an attention map (b), which represents the handlebar’s attention position in the  $t_j$ -th frame (e) on the  $t_i$ -th frame (c). Thus, the mask (e) produced by SIAF contains the information of the other interacted frame (e.g. the handlebar information at  $t_i$ -th frame).

where  $M_{t_i}^r$  is the output mask of  $AFI(\cdot)$  at  $t_i$ -th frame and  $r$ -th round,  $M_{t_j}^r$  is the mask result at  $t_j$ -th non-interactive frame and  $r$ -th round, and  $I$  denotes the input images.

### B. Across-Frame Interaction Module (AFI)

In contrast to existing methods that are restricted to single-frame and single-object scenarios, we propose the Across-Frame Interaction Module (AFI; Fig. 3), which is a novel method that can handle multiple frames and objects simultaneously. The AFI module comprises two sub-components: the Across-Frame Attention sub-component (AFA) and the Feature Extraction sub-component.

The AFA sub-component captures temporal dependencies among frames, while the Feature Extraction sub-component extracts salient features from each frame.

**Identification Mechanism and Encoder.** To achieve simultaneous processing of multiple objects, we employ an identification mechanism on both masks and scribble maps. This enables us to obtain a mask, denoted as  $M_t^r \in \mathbb{R}^{THW \times C}$ , and a scribbled map, denoted as  $S_t^r \in \mathbb{R}^{THW \times C}$ , both with a unique identification tag. For each interacted frame, we concatenate the scribble  $S_t^r$ , mask  $M_{t_i}^{r-1}$ , and RGB image  $I_t$ , and feed them into the backbone  $Encoder(\cdot)$ . Then we obtain the multi-scale feature  $F_t^r$ .

$$F_t^r = Encoder(Concat(S_t^r, M_{t_i}^{r-1}, I_t)), t \in \mathbf{R}, \quad (3)$$

where  $Concat(\cdot)$  denotes the concatenate operation.

After obtaining the multi-scale features  $F_t^r$ , we divide them into two parts:  $\{\tilde{F}_t^r, \hat{F}_t^r\}$ . The middle-level feature,  $\tilde{F}_t^r$ , captures across-frame information in the AFA sub-component, while the high-level and low-level feature,  $\hat{F}_t^r$ , extracts current-frame information in the Feature Extraction sub-component. This enables us to incorporate both the inter-frame and intra-frame information in our model.

**Across-Frame Attention.** To capture temporal information from multi-frame scribbles, we design a novel across-frame attention that integrates a deformable attention mechanism [41] and a multi-head attention mechanism [42]. The deformable attention allows for information exchange across different scales within each frame, while the multi-head attention fa-

facilitates information exchange between frames. This approach enhances the temporal coherence of the scribbles and enables effective modeling of objects.

$$Q = K = V = \{DA(\tilde{F}_{t_i}^r)\}_{i=0}^T, t_i \in \mathbf{R},$$

$$\tilde{F}_{across}^r = MultiHead(Q, K, V),$$
(4)

where  $DA(\cdot)$  is deformable attention, which is employed as self-attention within each frame.  $MultiHead(\cdot)$  is multi-head attention, employed as cross-attention between different frames. The Q, K, and V embeddings, after undergoing deformable attention, aggregate multi-scale semantic information for frames respectively, and the across-frame feature embedding  $\tilde{F}_{across}^r$  captures information across interacted frames.

To demonstrate the effectiveness of the across-frame attention, we visualized the attention map (see Fig. 4).

**Feature Extraction.** To improve feature utilization and model the current frame more effectively, we propose a Feature Extraction sub-component.

$$\hat{F}_{t,curr}^r = \mathcal{G}(\hat{F}_t^r), t \in \mathbf{R},$$
(5)

where  $\mathcal{G}(\cdot)$  denotes the Feature Extraction sub-component, which includes ASPP and FFN.  $\hat{F}_{t,curr}^r$  is the feature embedding of current  $t$  frame.

The across-frame feature embedding  $\tilde{F}_{across}^r$  and the current-frame feature embedding  $\hat{F}_{t,curr}^r$  will be used to predict the corresponding masks.

**Mask-Head Prediction.** We implement a simple network as our mask head, incorporating Conv2D, BatchNorm, and Relu. The final mask  $M_t^r, t \in R$  is predicted using both the across-frame feature embedding  $\tilde{F}_{across}^r$  and the current frame feature embedding  $\hat{F}_{t,curr}^r$  with the mask head.

$$M_t^r = MaskHead(\tilde{F}_{across}^r, \hat{F}_{t,curr}^r), t \in \mathbf{R}.$$
(6)

For more details of the AFI Module, refer to Fig. 3.

### C. Across-Round Propagation Module

Previous methods have primarily focused on modeling the current round while ignoring the interaction between different rounds. In light of this, we design the Across-Round Propagation Module, which maintains an across-round memory and exploits it for propagation. Moreover, we designed a batch decoder that can simultaneously process multi-object masks and images with identification tags in an efficient manner. The Across-Round Propagation Module is designed to generate masks for the non-interaction frames. To begin, we extract information from the interacted frame of the current round to obtain the interactive memory and employ it to update the across-round memory. Then we produce masks with the batch decoder by employing the across-round memory. In addition, we propose a truncated propagation strategy to address conflicts and an innovative re-propagation strategy to improve segmentation quality.

**Across-Round Memory Update.** We contend that information from interacted frames is particularly trustworthy, as it reflects

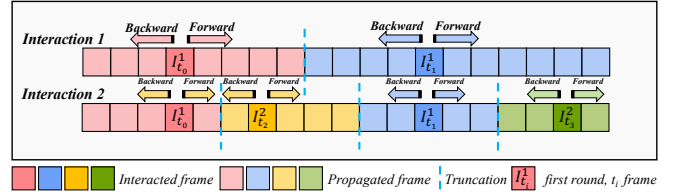


Fig. 5. **The illustration of Truncated Propagation and Re-propagation Strategy (§III-C).** To overcome the conflicts, we propose the truncated propagation that propagates the masks of the interacted frames to the midpoint of the two frames. For re-propagation, all frames without interaction will be re-propagated with the more robust across-round memory that we designed.

the user’s intentions captured by the interaction module. Thus, we designed the across-round memory to store the interacted frame informations in  $0 \sim r$  rounds, which serves as a reference for subsequent rounds. The across-round memory, denoted as  $U^r$ , is updated iteratively.

$$U^r = Update(\mathcal{A}(I_t, M_t^r), U^{r-1}), t \in \mathbf{R},$$
(7)

where  $\mathcal{A}(\cdot)$  denotes the Across-Round Memory Update network (MU-Net, adopted AOT).  $U^r$  denotes the across-round memory in the  $r$ -th interaction round,  $I_t \in \mathbb{R}^{THW \times C}$  is the RGB image of the interacted frame, and  $M_t^r \in \mathbb{R}^{THW \times C}$  is the mask of the interacted frames with identification tags.

**Propagation with Batch Decoder.** We put the image and the across-frame memory into the ID-queried batch decoder on a frame-by-frame basis to generate the corresponding multi-object mask. The batch decoder contains multiple object-level channels that can simultaneously process multiple objects with identification tags,

$$M_t^r = \mathcal{P}(U^r, I_t), t \in \tilde{\mathbf{R}},$$
(8)

where  $\mathcal{P}(\cdot)$  denotes the batch decoder.  $I_t \in \mathbb{R}^{THW \times C}$  denotes the RGB image of  $t$ -th frame that without interaction.  $U^r$  denotes the across-frame memory and  $M_t^r \in \mathbb{R}^{THW \times C}$  denotes the output mask of  $t$ -th non-interactive frame.  $\tilde{\mathbf{R}}$  is the set of frames without interaction.

**Truncated Strategy.** In the previous study [6], where only one interacted frame existed, employing the bidirectional propagation didn’t encounter conflicts in a single round. However, in our setting, there are multiple interacted frames, and employing bidirectional propagation inevitably leads to conflicts both within a single round and between different rounds.

To address these conflicts, MiVOS designed a fusion module to merge two masks, but we think it is insufficient. Thus, we designed a simple but effective truncation propagation strategy that replaces the fusion module. Assuming that the user interacts with multiple frames, the propagation network propagates masks starting from these interacted frames and stops in the middle of two interacted frames (refer to Fig. 5).

**Re-propagation.** The across-round memory  $U^r$  incorporates all user interactions from  $0 \sim r$  rounds, which is more robust than the previous memory  $U^{r-1}$  as it contains information from the  $r$ -th round. However, existing methods only propagate a subset of frames in the current round, leaving some

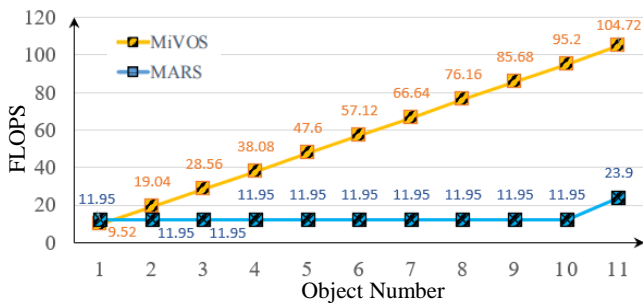


Fig. 6. **The inference speed varies with the number of objects (§V-A).** The time consumption of MiVOS is increased with the number of objects, but SIAF processes multiple objects as efficiently as a single object. Note that we set the batch in the decoder as 10, so the time consumed increases as the object number is greater than 10, and we have the flexibility to train models with different batch numbers as needed.

frames unpropagated. Thus, we design to re-propagate all non-interacted frames with the improved and more reliable  $U^r$ , resulting in enhanced performance.

#### IV. IMPLEMENTATION DETAILS

**Datasets.** Our model is trained on the Lvis [43] (static image dataset), YouTubeVOS (YTB) [44] and DAVIS 2017 [45]. The three datasets vary in quantity and quality of annotations: 1) **Lvis** is designed for large vocabulary instance segmentation, containing instance masks for over 1000 entry-level object categories. We obtained multiple images from the static images in Lvis by applying translations, rotations, and other morphological changes. We then treated these images as a video and conducted pre-training for SIAF using this modified dataset. 2) **YouTube-VOS** is the latest large-scale benchmark for multi-object video segmentation. Specifically, YouTube-VOS contains 3471 videos in the training split with 65 categories and 474/507 videos in the validation 2018/2019 split with an additional 26 unseen categories. The unseen categories do not exist in the training split to evaluate the algorithms’ generalization ability. 3) **DAVIS 2017** contains 60 training sequences and 30 validate sequences. We use the DAVIS 2017 training set, which provides high-quality densely annotated segmentation mask annotation for each frame. For evaluation, we employ 30 validate sequences.

To evaluate the effectiveness of SIAF, we conducted experiments on the DAVIS 2017. Currently, DAVIS is the sole benchmark for systematically validating iVOS. It offers diverse scribble types, automatic scribble generation, and an interactive evaluation environment. Thus, we follow previous SOTA work to develop SIAF on it.

**Scribbles Generation.** The robots in DAVIS can provide scribbles for a selected frame. We generated scribbles for YouTube-VOS consistent with the DAVIS methodology. To ensure fairness during inference, we adopt the DAVIS test setting. Specifically, we use three initial scribbled frames provided by DAVIS, and use the toolkit to select the worst predicted frame and scribble it. Further details about datasets can be found in the supplementary materials.

**Evaluation Metric.** We use  $\mathcal{J}\&\mathcal{F}@60$  as the evaluation metric, where  $\mathcal{J}\&\mathcal{F}$  refers to Jaccard and F-Score, and  $@60$

TABLE I  
**The performance on the DAVIS 2017 dataset (§V-B).** The  $f$  DENOTES THE NUMBER OF FRAMES INTERACTED IN ONE ROUND, AND  $r$  DENOTES THE NUMBER OF INTERACTION ROUNDS. (+Y) DENOTES THAT WE PRE-TRAINED SIAF ON YTB. † DENOTES THAT WE TRAINED SIAF UNDER A SINGLE-FRAME SCENARIO. THE BEST RESULTS ARE SHOWN IN RED.

Old Setting: Single-Frame ( $f = 1, \mathcal{J}\&\mathcal{F}@60$ )		
Model	$r = 1$	$r = 3$
ATNet [2]	81.6	82.7
STM [1]	82.3	84.8
MiVOS [6]	85.5	88.5
R50-SIAF	85.2	87.4
SwinB-SIAF	86.2	88.2
R50-SIAF (+Y)	85.4	87.3
SwinB-SIAF† (+Y)	<b>86.2</b>	<b>88.7</b>
New Setting: Multi-Frame ( $f = 3, \mathcal{J}\&\mathcal{F}@60$ )		
Model	$r = 1$	$r = 3$
R50-SIAF	86.9	88.6
SwinB-SIAF	87.5	89.3
R50-SIAF (+Y)	87.0	89.1
SwinB-SIAF (+Y)	<b>87.5</b>	<b>89.6</b>

indicates that the running time of each video must not exceed 60 seconds. In addition, we employ  $f$  to denote the number of frames that interacted in one round and use  $r$  to denote the number of interaction rounds.

**Training Details.** We implement SIAF by PyTorch [46], and train all models on a 24GB GPU device (RTX 3090Ti). When training on the YouTube-VOS and DAVIS datasets, we employ the AdamW optimizer [47] with a learning rate of  $2 \times 10^{-4}$  and  $2 \times 10^{-5}$ , respectively. Our batch size is set to 4. The AFI Module is first trained on synthetic video sequences by Lvis, then transferred to YouTube-VOS and DAVIS 2017. The loss function is a 0.5:0.5 combination of bootstrapped cross-entropy loss and soft Jaccard loss [48].

#### V. EXPERIMENTS

##### A. Comparison at Speed.

**Settings.** In Fig. 6, we compare the inference speed of SIAF with the state-of-the-art model MiVOS, across varying numbers of target objects. The maximum number of objects SIAF can concurrently handle is dictated by the channel quantity established during training, set in this instance to accommodate up to ten objects simultaneously. Consequently, we present an experiment of inference speed, from processing a single object to concurrently handling eleven objects, clearly illustrating the model’s inference speed modulation in response to increasing object quantity.

**Results.** SIAF has an excellent performance in terms of speed. From the results in Fig. 6, we get the following findings: 1) MiVOS exhibits a progressive rise in inference time correlating with the increase in target objects (from one object at 9.25 FLOP to ten objects at 95.2 FLOPS). In contrast, our SIAF consistently maintains a steady inference speed of 11.95 FLOPS even in scenarios involving ten objects. Notably, this implies that SIAF can run **more than 3× faster** than the current state-of-the-art model under challenging multi-object

TABLE II

**The ablation study on the DAVIS with multi-frame and multi-round scenario ( $f = 3, r = 3$ ) (§V-C).** WE FIRST TRAINED SIAF ON LVIS AND WE TOOK A NETWORK THAT WITHOUT ACROSS-FRAME ATTENTION AND RE-PROPAGATION STRATEGY AS THE BASELINE.

SwinB-SIAF	$\mathcal{J}\&\mathcal{F}@60$
baseline	88.7
(+) Across-Frame Attention	89.1
(+) YTB & DAVIS	89.3
(+) Re-propagation Strategy	89.6

multi-frame scenarios. 2) A notable uptick in inference time for our SIAF model becomes evident when processing the eleventh object. This phenomenon can be attributed to the design of our trained decoder, which operates optimally with a specific batch number of 10, enabling simultaneous processing of up to 10 objects. Consequently, when handling 11 objects, there is an inevitable increase in processing time. To cater to diverse needs, we maintain flexibility in training models with varying batch numbers as required.

### B. Comparison at Accuracy.

**Settings.** SIAF can process multi-frame scribble input, but previous methods could only process single-frame scribble input. To ensure fairness, we compared SIAF with competitors under the single-frame setting ( $f = 1$ ). Additionally, to validate the effectiveness of our multi-object multi-frame interaction, we also provide the performance of SIAF under the new setting of multiple frames ( $f = 3$ ), see Tab. I.

SIAF introduces a novel capability: processing multi-frame interactive information within a single iteration, a feature absent in previous methods for single iterations. To evaluate this, we conducted experiments, comparing our model against established approaches and the current state-of-the-art method. The assessment involved a dual-setting analysis: 1) **Old Setting:** Robots could annotate only one frame per iteration and propagation. Following annotation, they received the segmentation result after the initial propagation round. Subsequently, they adjusted annotations for a specific frame, proceeding to the second iteration and propagation, culminating in the segmentation result after the second round. Tab. I presents segmentation results for the first and third rounds in the single-frame scenario. To maintain parity, our SIAF model underwent training in the single-frame datasets. 2) **New Setting:** Robots could annotate multiple frames per iteration and propagation. After annotating multiple frames, they received the segmentation result after the initial propagation. Subsequently, robots selected multiple frames from the segmentation result for interaction and modification, yielding the segmentation result after the second propagation round. We showcased the segmentation results for the first and third rounds under this new setting, where interactions involved three frames per iteration. The term 'robots' here signifies annotations sourced from the DAVIS 2017 dataset, capable of providing annotations for a selected frame.

**Results.** Tab. I shows that SIAF achieves new state-of-the-art performance (89.6%  $\mathcal{J}\&\mathcal{F}@60$ ) when across-frame scribbles

TABLE III

**The performance on different input frame numbers and interaction rounds (§V-C).**  $f$  DENOTES THE NUMBER OF INPUT FRAMES AND  $r$  DENOTES THE NUMBER OF INTERACTION ROUNDS.

R50 SIAF	$\mathcal{J}\&\mathcal{F}@60$		SwinB SIAF	$\mathcal{J}\&\mathcal{F}@60$	
	$r = 1$	$r = 3$		$r = 1$	$r = 3$
$f = 1$	85.4	87.3	$f = 1$	86.2	88.7
$f = 2$	86.2	87.9	$f = 2$	87.2	89.0
$f = 3$	87.0	89.1	$f = 3$	87.5	89.6

TABLE IV

**The memory and the time analysis for each sub-component (§V-D).** FOR EACH SUB-COMPONENT IN THE PROPAGATION MODULE AT ONE ROUND AND SINGLE FRAME WITH 480P INPUT SIZE, WE TEST THE MEMORY AND TIME CONSUMPTION.

R50-SIAF	Memory(MB)	Time
AFI w/o AFA	3347	37
AFA	354	5
Memory Generate Network	3159	29.3
Batch Decoder	3249	27.7

are available. To ensure fairness, our SIAF was trained under a single-frame scenario when we compared it to the previous single-frame input methods. In a word, SIAF can achieve the SOTA performance regardless of the setting of single-frame/multi-frame and single-round/multi-round.

From the results in Tab. I, we find that: 1) Despite notable improvements in inference speed, SIAF consistently outperforms the state-of-the-art model. In the 'old setting', compared to the MiVOS (85.5  $\mathcal{J}\&\mathcal{F}@60$  in the first round and 88.5  $\mathcal{J}\&\mathcal{F}@60$  in the third round), our SwinB-SIAF demonstrates superior performance (86.2  $\mathcal{J}\&\mathcal{F}@60$  in the first round and 88.7  $\mathcal{J}\&\mathcal{F}@60$  in the third round). 2) In the 'new setting', SwinB-SIAF achieves peak performance (87.5  $\mathcal{J}\&\mathcal{F}@60$  in the first round and 89.6  $\mathcal{J}\&\mathcal{F}@60$  in the third round). Notably, SIAF is the pioneering model capable of assimilating multi-frame interactive information within a single iteration. This feature not only enriches user interaction but also bolsters processing speed and model efficacy after a single iteration. 3) Results from multiple iterations surpass those from a single iteration. This can be attributed to users iteratively refining segmentation via scribbles or click-based interactions before each iteration. More interactions lead to segmentation aligning more closely with user-defined objectives.

### C. Ablation Study

**Settings.** Our baseline is designed to process multi-frame interaction data, incorporating a cross-frame interaction module (AFI) devoid of cross-frame attention (AFA) while accommodating multi-frame inputs. Our baseline was trained on the LVIS dataset and adopted the single-propagation strategy akin to Mivos [6] during the propagation phase. Our ablation study primarily investigates the impact of the cross-frame attention (AFA) module, the re-propagation strategy, and additional training on the YTB & DAVIS dataset.

**Results.** From the results in Tab. II and Tab. III, we find that: 1) *Effectiveness of Across-Frame Interaction.* The Across-Frame Interaction Module (AFI) can accept multiple frames

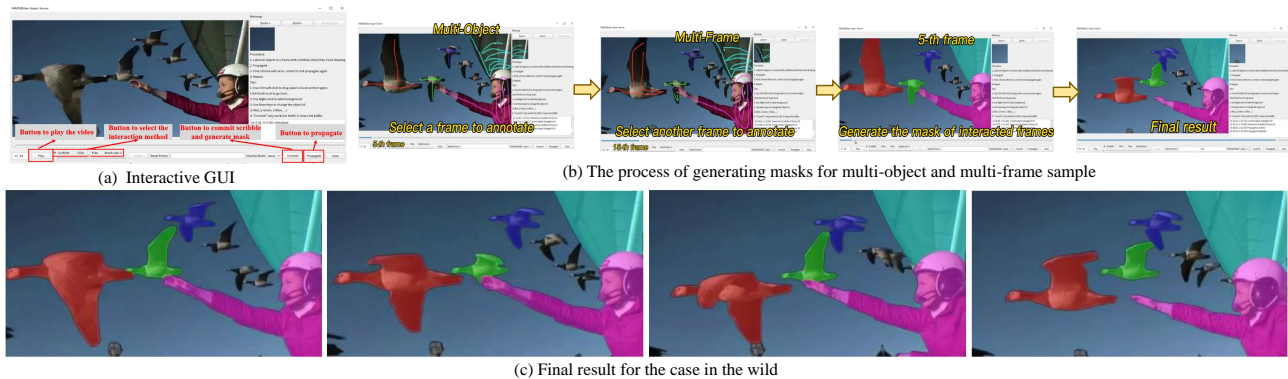


Fig. 7. **The interactive graphical user interface (GUI; §V-E).** In (a), a succinct GUI streamlines user operations, enhancing the user experience. In (b), SIAF entails the creation of masks for multi-object and multi-frame datasets. In (c), our model exhibits commendable efficacy even in the case of the wild.

TABLE V

**The memory and time consumption vary with different input sizes (§V-D).** WE TEST THE MEMORY AND TIME CONSUMPTION FOR AFA WITH DIFFERENT INPUT SIZES OF FRAMES.

input size	Memory(MB)		Time(ms)	
	AFI w/o AFA	AFA	AFI w/o AFA	AFA
360p	3231	232	36.8	3.3
480p	3347	354	37.0	5.0
600p	3577	758	39.2	12.3
720p	4039	1188	56.1	15.5

TABLE VI

**The memory and time consumption vary with the number of input frames (§V-D).** WE TEST THE MEMORY AND TIME CONSUMPTION AT 480P WHICH VARIES WITH THE NUMBER OF INPUT FRAMES. AFA DENOTES THE ACROSS-FRAME ATTENTION IN SEC III-B, AND WE OBSERVE THAT AFA LOSES LITTLE EFFICIENCY WHEN INCREASING THE FRAME NUMBER.

Frame number	Memory(MB)		Time(ms)	
	AFI w/o AFA	AFA	AFI w/o AFA	AFA
$f = 1$	3347	354	37.0	5.0
$f = 2$	3551	502	53.9	12.7
$f = 3$	3709	784	77.6	22.2
$f = 4$	3881	1090	105.3	23.6
$f = 5$	4083	1336	119.1	38.6

and generate their masks. Moreover, the AFI incorporates an Across-Frame Attention (AFA) that effectively aggregates multi-scale semantic information and captures temporal information across the interacted frames (see Fig. 4). Tab. II demonstrates that multi-scale semantic and temporal information can improve performance. 2) *Effectiveness of Across-Round Propagation.* Multi-round interactions have been demonstrated to outperform single-round interactions because each interaction round contains more user intent. Thus, we design the across-round memory to store important interaction information and re-propagate it for all frames without interaction. Tab. II shows the benefit of this propagation strategy. 3) *Performance Varies with Frame Number and Interaction Rounds.* In Tab. III, as the number of interacting frames increases within the same iteration round, users can furnish more guiding information, consequently enhancing SIAF performance. For instance, SwinB-SIAF demonstrates 86.2 at  $J\&F$  in a single round with individual frames, escalating to 87.5 at  $J\&F$  in a round involving three frames. Hence, our proposed SIAF,

facilitating multiple user interactions within a single round, proves indispensable. This approach not only grants users greater interaction flexibility but also enhances accuracy within identical iteration rounds. Moreover, as the iteration count rises, meticulous tuning of each iteration's rounds based on previous segmentation augments the model's performance.

#### D. Memory and Time Consumed Analysis

The proposed across-frame attention (AFA) boosts model performance by assimilating and leveraging information across frames. However, in models necessitating real-time interaction, memory usage and inference speed become pivotal factors. Hence, we delved into the alterations in memory usage and inference speed linked to changes in the number of frames and input size attributed to the across-frame attention (AFA) and the across-frame interaction module (AFI).

1) *Frame Number.* The Across-Frame Interaction Module (AFI) functions to derive segmentation results from user-provided scribbles. As the number of interacting frames rises, the model naturally incurs higher memory usage and inference time. Yet, our analysis from Tab. VI reveals a controlled increase in our across-frame attention with expanding frame numbers. Notably, our across-frame interaction module loses little efficiency when increasing the frame number. This highlights the viability of our proposed method for multi-frame interaction within a single iteration, indicating no significant strain on memory or processing speed.

2) *Input Size.* The memory usage and inference speed are intricately tied to the size of input frames. Consequently, we scrutinized how alterations in input frame size impacted the memory usage and inference speed of both the Across-Frame Interaction Module (AFI) omits the Across-Frame Attention (AFA) and AFA. Analysis from Tab. V highlights a discernible trend: our pivotal across-frame attention, in contrast to the comprehensive interaction module, incurs minimal memory consumption and negligible computational time.

3) *Memory and Time Consumed for Each Subcomponent.* Tab. IV illustrates the memory and time demands of submodules. Notably, within the across-round propagation module, MU-Net and MP-Net dominate memory usage. In contrast, our proposed multi-frame interaction module maintains a manageable memory. Moreover, the propagation module necessitates more inference time compared to the interaction





Fig. 8. **Qualitative comparison on the DAVIS interactive track (§V-B).** We compare our method SIAF with MiVOS [6] on the DAVIS dataset.

module. Overall, SIAF exhibits commendable and controlled performance in both memory usage and inference time.

### E. Interactive Graphical User Interface

We developed an interactive graphical user interface (GUI) that enables multi-frame interaction for mask generation. In Fig. 7 (a), a succinct visual interactive system streamlines user operations, enhancing the user experience. The graphical user interface features intuitive buttons for sketching annotations and generating corresponding frame segmentation results. Additionally, a dedicated button facilitates the propagation of segmentation results from interacted frames to the entirety of the sequence. Moving to Fig. 7 (b), the procedural framework entails the creation of masks for multi-object and multi-frame datasets. Initially, users designate a frame for annotating scribbles, thereby enabling the annotation of multiple objects within the frame. Subsequently, users have the option to extend their annotations to additional frames. Upon completion, activating the “commit scribbles” button produces segmentation results encompassing all annotated frames. A concluding step involves users clicking the “propagate” button, yielding comprehensive segmentation results for the entire video. In Fig. 7 (c), our model exhibits commendable efficacy even in the case of the wild.

Using the interactive GUI tool, users can annotate multiple objects on multiple frames, and the SIAF automatically generates masks for all frames concurrently. If the user finds the generated mask to be unsatisfactory, another round of interaction can be carried out to improve it. SIAF then propagates

the refined masks to all frames in the video, resulting in the segmentation of the entire video. SIAF enables efficient and accurate mask generation while reducing the user’s workload and time spent on propagation.

## VI. CONCLUSION

iVOS is a human-computer interaction task that requires the quality of user experience, but previous methods are limited to single input mode and slow running speed. Thus, we propose SIAF, a novel multi-frame and multi-object framework that allows the users to interact with multiple frames at once, which is a pioneer of multi-frame interaction. In detail, SIAF achieves new SOTA performance on DAVIS 2017 (89.6%  $\mathcal{J}\&\mathcal{F}@60$ ) when across-frame scribbles are available. Meanwhile, our R50-SIAF is more than  $3\times$  faster than the SOTA competitor under challenging multi-object scenarios. Additionally, we introduced an interactive graphical user interface (GUI) that supports multi-frame interaction. We hope our SIAF can serve as a solid multi-frame & multi-object baseline in iVOS and will promote the use of iVOS in real-world applications.

**Broader Impact and Limitations.** 1) The efficacy of iVOS methods is largely contingent on input scribble quality. In cases where the input scribbles are rough, segmentation performance may suffer. The sensitivity of scribble inputs analysis can be found in supplementary materials. 2) SIAF is meticulously engineered to concurrently process multiple frames and objects, presenting an optimal solution for forthcoming tracking requirements aimed at minimizing time consumption.

## REFERENCES

- [1] S. W. Oh, J. Lee, N. Xu, and S. J. Kim, "Video object segmentation using space-time memory networks," in *2019 IEEE/CVF International Conference on Computer Vision, ICCV 2019, Seoul, Korea (South), October 27 - November 2, 2019*. IEEE, 2019, pp. 9225–9234. [Online]. Available: <https://doi.org/10.1109/ICCV.2019.00932>
- [2] Y. Heo, Y. J. Koh, and C. Kim, "Interactive video object segmentation using global and local transfer modules," in *Computer Vision - ECCV 2020 - 16th European Conference, Glasgow, UK, August 23-28, 2020, Proceedings, Part XVII*, ser. Lecture Notes in Computer Science, A. Vedaldi, H. Bischof, T. Brox, and J. Frahm, Eds., vol. 12362. Springer, 2020, pp. 297–313. [Online]. Available: [https://doi.org/10.1007/978-3-030-58520-4\\_18](https://doi.org/10.1007/978-3-030-58520-4_18)
- [3] J. Miao, Y. Wei, and Y. Yang, "Memory aggregation networks for efficient interactive video object segmentation," in *2020 IEEE/CVF Conference on Computer Vision and Pattern Recognition, CVPR 2020, Seattle, WA, USA, June 13-19, 2020*. Computer Vision Foundation / IEEE, 2020, pp. 10363–10372. [Online]. Available: [https://openaccess.thecvf.com/content\\_CVPR\\_2020/html/Miao\\_Memory\\_Aggregation\\_Networks\\_for\\_Efficient\\_Interactive\\_Video\\_Object\\_Segmentation\\_CVPR\\_2020\\_paper.html](https://openaccess.thecvf.com/content_CVPR_2020/html/Miao_Memory_Aggregation_Networks_for_Efficient_Interactive_Video_Object_Segmentation_CVPR_2020_paper.html)
- [4] C. Liang, Z. Yang, J. Miao, Y. Wei, and Y. Yang, "Memory aggregated cfb+ for interactive video object segmentation," in *CVPR Workshops*, vol. 1, 2020, p. 2.
- [5] A. Benard and M. Gygli, "Interactive video object segmentation in the wild," *CoRR*, vol. abs/1801.00269, 2018. [Online]. Available: <http://arxiv.org/abs/1801.00269>
- [6] H. K. Cheng, Y. Tai, and C. Tang, "Modular interactive video object segmentation: Interaction-to-mask, propagation and difference-aware fusion," in *IEEE Conference on Computer Vision and Pattern Recognition, CVPR 2021, virtual, June 19-25, 2021*. Computer Vision Foundation / IEEE, 2021, pp. 5559–5568. [Online]. Available: [https://openaccess.thecvf.com/content/CVPR2021/html/Cheng\\_Modular\\_Interactive\\_Video\\_Object\\_Segmentation\\_Interaction-to-Mask\\_Propagation\\_and\\_Difference-Aware\\_Fusion\\_CVPR\\_2021\\_paper.html](https://openaccess.thecvf.com/content/CVPR2021/html/Cheng_Modular_Interactive_Video_Object_Segmentation_Interaction-to-Mask_Propagation_and_Difference-Aware_Fusion_CVPR_2021_paper.html)
- [7] J. Pont-Tuset, F. Perazzi, S. Caelles, P. Arbelaez, A. Sorkine-Hornung, and L. V. Gool, "The 2017 DAVIS challenge on video object segmentation," *CoRR*, vol. abs/1704.00675, 2017. [Online]. Available: <http://arxiv.org/abs/1704.00675>
- [8] P. Voigtlaender and B. Leibe, "Online adaptation of convolutional neural networks for video object segmentation," *CoRR*, vol. abs/1706.09364, 2017. [Online]. Available: <http://arxiv.org/abs/1706.09364>
- [9] A. Khoreva, R. Benenson, E. Ilg, T. Brox, and B. Schiele, "Lucid data dreaming for video object segmentation," *Int. J. Comput. Vis.*, vol. 127, no. 9, pp. 1175–1197, 2019. [Online]. Available: <https://doi.org/10.1007/s11263-019-01164-6>
- [10] F. Perazzi, A. Khoreva, R. Benenson, B. Schiele, and A. Sorkine-Hornung, "Learning video object segmentation from static images," in *2017 IEEE Conference on Computer Vision and Pattern Recognition, CVPR 2017, Honolulu, HI, USA, July 21-26, 2017*. IEEE Computer Society, 2017, pp. 3491–3500. [Online]. Available: <https://doi.org/10.1109/CVPR.2017.372>
- [11] K. Xu, L. Wen, G. Li, L. Bo, and Q. Huang, "Spatiotemporal CNN for video object segmentation," in *IEEE Conference on Computer Vision and Pattern Recognition, CVPR 2019, Long Beach, CA, USA, June 16-20, 2019*. Computer Vision Foundation / IEEE, 2019, pp. 1379–1388. [Online]. Available: [http://openaccess.thecvf.com/content\\_CVPR\\_2019/html/Xu\\_Spatiotemporal\\_CNN\\_for\\_Video\\_Object\\_Segmentation\\_CVPR\\_2019\\_paper.html](http://openaccess.thecvf.com/content_CVPR_2019/html/Xu_Spatiotemporal_CNN_for_Video_Object_Segmentation_CVPR_2019_paper.html)
- [12] X. Wang and A. Gupta, "Videos as space-time region graphs," *CoRR*, vol. abs/1806.01810, 2018. [Online]. Available: <http://arxiv.org/abs/1806.01810>
- [13] R. Herzig, E. Levi, H. Xu, E. Brosh, A. Globerson, and T. Darrell, "Classifying collisions with spatio-temporal action graph networks," *CoRR*, vol. abs/1812.01233, 2018. [Online]. Available: <http://arxiv.org/abs/1812.01233>
- [14] F. Baradel, N. Neverova, C. Wolf, J. Mille, and G. Mori, "Object level visual reasoning in videos," *CoRR*, vol. abs/1806.06157, 2018. [Online]. Available: <http://arxiv.org/abs/1806.06157>
- [15] A. Arnab, C. Sun, and C. Schmid, "Unified graph structured models for video understanding," *CoRR*, vol. abs/2103.15662, 2021. [Online]. Available: <https://arxiv.org/abs/2103.15662>
- [16] C. Sun, A. Shrivastava, C. Vondrick, K. Murphy, R. Sukthankar, and C. Schmid, "Actor-centric relation network," *CoRR*, vol. abs/1807.10982, 2018. [Online]. Available: <http://arxiv.org/abs/1807.10982>
- [17] R. Herzig, E. Ben-Avraham, K. Mangalam, A. Bar, G. Chechik, A. Rohrbach, T. Darrell, and A. Globerson, "Object-region video transformers," *CoRR*, vol. abs/2110.06915, 2021. [Online]. Available: <https://arxiv.org/abs/2110.06915>
- [18] H. Xiao, J. Feng, G. Lin, Y. Liu, and M. Zhang, "Monet: Deep motion exploitation for video object segmentation," in *2018 IEEE Conference on Computer Vision and Pattern Recognition, CVPR 2018, Salt Lake City, UT, USA, June 18-22, 2018*. Computer Vision Foundation / IEEE Computer Society, 2018, pp. 1140–1148. [Online]. Available: [http://openaccess.thecvf.com/content\\_cvpr\\_2018/html/Xiao\\_MoNet\\_Deep\\_Motion\\_CVPR\\_2018\\_paper.html](http://openaccess.thecvf.com/content_cvpr_2018/html/Xiao_MoNet_Deep_Motion_CVPR_2018_paper.html)
- [19] P. Voigtlaender and B. Leibe, "Online adaptation of convolutional neural networks for video object segmentation," *arXiv preprint arXiv:1706.09364*, 2017.
- [20] F. Perazzi, A. Khoreva, R. Benenson, B. Schiele, and A. Sorkine-Hornung, "Learning video object segmentation from static images," in *Proceedings of the IEEE conference on computer vision and pattern recognition*, 2017, pp. 2663–2672.
- [21] J. Luiten, P. Voigtlaender, and B. Leibe, "Premvos: Proposal-generation, refinement and merging for video object segmentation," in *Asian Conference on Computer Vision*. Springer, 2018, pp. 565–580.
- [22] M. Lan, J. Zhang, F. He, and L. Zhang, "Siamese network with interactive transformer for video object segmentation," in *Proceedings of the AAAI Conference on Artificial Intelligence*, vol. 36, no. 2, 2022, pp. 1228–1236.
- [23] S. Vujasinovic, S. Bullinger, S. Becker, N. Scherer-Negenborn, M. Arens, and R. Stiefelhagen, "Revisiting click-based interactive video object segmentation," in *2022 IEEE International Conference on Image Processing (ICIP)*. IEEE, Oct. 2022. [Online]. Available: <http://dx.doi.org/10.1109/ICIP46576.2022.9897460>
- [24] Z. Yin, J. Zheng, W. Luo, S. Qian, H. Zhang, and S. Gao, "Learning to recommend frame for interactive video object segmentation in the wild," 2021.
- [25] Y. Heo, Y. Jun Koh, and C.-S. Kim, "Interactive video object segmentation using global and local transfer modules," in *Computer Vision—ECCV 2020: 16th European Conference, Glasgow, UK, August 23–28, 2020, Proceedings, Part XVII 16*. Springer, 2020, pp. 297–313.
- [26] J. Miao, Y. Wei, and Y. Yang, "Memory aggregation networks for efficient interactive video object segmentation," in *Proceedings of the IEEE/CVF Conference on Computer Vision and Pattern Recognition*, 2020, pp. 10366–10375.
- [27] Y. Chen, J. Pont-Tuset, A. Montes, and L. V. Gool, "Blazingly fast video object segmentation with pixel-wise metric learning," in *2018 IEEE Conference on Computer Vision and Pattern Recognition, CVPR 2018, Salt Lake City, UT, USA, June 18-22, 2018*. Computer Vision Foundation / IEEE Computer Society, 2018, pp. 1189–1198. [Online]. Available: [http://openaccess.thecvf.com/content\\_cvpr\\_2018/html/Chen\\_Blazingly\\_Fast\\_Video\\_CVPR\\_2018\\_paper.html](http://openaccess.thecvf.com/content_cvpr_2018/html/Chen_Blazingly_Fast_Video_CVPR_2018_paper.html)
- [28] Y. Hu, J. Huang, and A. G. Schwing, "Videomatch: Matching based video object segmentation," in *Computer Vision - ECCV 2018 - 15th European Conference, Munich, Germany, September 8-14, 2018, Proceedings, Part VIII*, ser. Lecture Notes in Computer Science, V. Ferrari, M. Hebert, C. Sminchisescu, and Y. Weiss, Eds., vol. 11212. Springer, 2018, pp. 56–73. [Online]. Available: [https://doi.org/10.1007/978-3-030-01237-3\\_4](https://doi.org/10.1007/978-3-030-01237-3_4)
- [29] Z. Yang, Y. Wei, and Y. Yang, "Collaborative video object segmentation by multi-scale foreground-background integration," *CoRR*, vol. abs/2010.06349, 2020. [Online]. Available: <https://arxiv.org/abs/2010.06349>
- [30] —, "Collaborative video object segmentation by multi-scale foreground-background integration," *IEEE Trans. Pattern Anal. Mach. Intell.*, vol. 44, no. 9, pp. 4701–4712, 2022. [Online]. Available: <https://doi.org/10.1109/TPAMI.2021.3081597>
- [31] —, "Associating objects with transformers for video object segmentation," *Advances in Neural Information Processing Systems*, vol. 34, pp. 2491–2502, 2021.
- [32] T. Wang, B. Han, and J. P. Collomosse, "Touchcut: Fast image and video segmentation using single-touch interaction," *Comput. Vis. Image Underst.*, vol. 120, pp. 14–30, 2014. [Online]. Available: <https://doi.org/10.1016/j.cviu.2013.10.013>
- [33] S. D. Jain and K. Grauman, "Click carving: Segmenting objects in video with point clicks," in *Proceedings of the Fourth AAAI Conference on Human Computation and Crowdsourcing, HCOMP 2016, 30 October - 3 November, 2016, Austin, Texas, USA*, A. Ghosh and M. Lease, Eds. AAAI Press, 2016, pp. 89–98. [Online]. Available: <http://aaai.org/ocs/index.php/HCOMP/HCOMP16/paper/view/14045>


- [34] A. Garcia-Garcia, S. Orts-Escolano, S. Oprea, V. Villena-Martinez, P. Martinez-Gonzalez, and J. G. Rodríguez, "A survey on deep learning techniques for image and video semantic segmentation," *Appl. Soft Comput.*, vol. 70, pp. 41–65, 2018. [Online]. Available: <https://doi.org/10.1016/j.asoc.2018.05.018>
- [35] S. Caelles, A. Montes, K. Maninis, Y. Chen, L. V. Gool, F. Perazzi, and J. Pont-Tuset, "The 2018 DAVIS challenge on video object segmentation," *CoRR*, vol. abs/1803.00557, 2018. [Online]. Available: <http://arxiv.org/abs/1803.00557>
- [36] S. W. Oh, J.-Y. Lee, N. Xu, and S. J. Kim, "Fast user-guided video object segmentation by interaction-and-propagation networks," in *Proceedings of the IEEE/CVF Conference on Computer Vision and Pattern Recognition*, 2019, pp. 5247–5256.
- [37] Y. Heo, Y. J. Koh, and C.-S. Kim, "Interactive video object segmentation using sparse-to-dense networks," in *CVPR Workshops*, vol. 2, no. 3, 2019, p. 6.
- [38] S. W. Oh, J.-Y. Lee, N. Xu, and S. J. Kim, "Space-time memory networks for video object segmentation with user guidance," *IEEE transactions on pattern analysis and machine intelligence*, vol. 44, no. 1, pp. 442–455, 2020.
- [39] A. Benard and M. Gygli, "Interactive video object segmentation in the wild," *arXiv preprint arXiv:1801.00269*, 2017.
- [40] Q.-C. Tran, T. Vu-Le, and M. Tran, "Interactive video object segmentation with multiple reference views, self refinement, and guided mask propagation," in *CVPR Workshops*, 2020.
- [41] X. Zhu, W. Su, L. Lu, B. Li, X. Wang, and J. Dai, "Deformable detr: Deformable transformers for end-to-end object detection," *arXiv preprint arXiv:2010.04159*, 2020.
- [42] A. Vaswani, N. Shazeer, N. Parmar, J. Uszkoreit, L. Jones, A. N. Gomez, L. Kaiser, and I. Polosukhin, "Attention is all you need," *Advances in neural information processing systems*, vol. 30, 2017.
- [43] A. Gupta, P. Dollar, and R. Girshick, "Lvis: A dataset for large vocabulary instance segmentation," in *Proceedings of the IEEE/CVF conference on computer vision and pattern recognition*, 2019, pp. 5356–5364.
- [44] N. Xu, L. Yang, Y. Fan, D. Yue, Y. Liang, J. Yang, and T. Huang, "Youtube-vos: A large-scale video object segmentation benchmark," *arXiv preprint arXiv:1809.03327*, 2018.
- [45] J. Pont-Tuset, F. Perazzi, S. Caelles, P. Arbeláez, A. Sorkine-Hornung, and L. Van Gool, "The 2017 davis challenge on video object segmentation," *arXiv preprint arXiv:1704.00675*, 2017.
- [46] A. Paszke, S. Gross, S. Chintala, G. Chanan, E. Yang, Z. DeVito, Z. Lin, A. Desmaison, L. Antiga, and A. Lerer, "Automatic differentiation in pytorch," 2017.
- [47] D. P. Kingma and J. Ba, "Adam: A method for stochastic optimization," *arXiv preprint arXiv:1412.6980*, 2014.
- [48] S. Nowozin, "Optimal decisions from probabilistic models: The intersection-over-union case," in *2014 IEEE Conference on Computer Vision and Pattern Recognition, CVPR 2014, Columbus, OH, USA, June 23-28, 2014*. IEEE Computer Society, 2014, pp. 548–555. [Online]. Available: <https://doi.org/10.1109/CVPR.2014.77>



**Tao Jiang** received the B.E. degree from the School of Information Engineering, Zhejiang University of Technology, in 2021. He is currently pursuing a master's degree with the College of Software, at Zhejiang University. His research interests include computer vision and multimodal.



**Zongxin Yang** received the BE degree from the University of Science and Technology of China, in 2018, and the PhD degree in computer science from the University of Technology Sydney, Australia, in 2021. He is a post-doctoral researcher at Zhejiang University, China. His current research interests are 3D vision and video understanding.



**Yi Yang** (Senior Member, IEEE) received the PhD degree from Zhejiang University, in 2010. He is a distinguished professor at Zhejiang University, China. His current research interests include machine learning and multimedia content analysis, such as multimedia retrieval and video content understanding. He received the Australia Research Council Early Career Researcher Award, the Australia Computing Society, the Google Faculty Research Award, and the AWS Machine Learning Research Award Gold Disruptor Award.



**Yueting Zhuang** received his B.Sc., M.Sc. and Ph.D. degrees in Computer Science from Zhejiang University, China, in 1986, 1989 and 1998 respectively. From February 1997 to August 1998, he was a visiting scholar at the University of Illinois at Urbana-Champaign. He served as the Dean of College of Computer Science, Zhejiang University from 2009 to 2017, the director of Institute of Artificial Intelligence from 2006 to 2015. He is now a CAAI Fellow (2018) and serves as a standing committee member of CAAI. He is a Fellow of

the China Society of Image and Graphics (2019). Also, he is a member of Zhejiang Provincial Government AI Development Committee (AI Top 30).



**Kexin Li** is currently a Ph.D. student in the College of Computer Science at Zhejiang University, Hangzhou, China. She received her B.S. degree from the Northeast Normal University, Changchun, China, in 2020. Her current research interests include multimedia and video segmentation.



**Jun Xiao** received a Ph.D. degree in computer science and technology from the College of Computer Science, Zhejiang University, Hangzhou, China, in 2007. He is currently a professor at the College of Computer Science, Zhejiang University. His current research interests include computer animation, multimedia retrieval, and machine learning.